

MINI 60

Final (F1)
Results




Document 17.2 OFFICIAL

Subject to scrutineering & sporting investigations

Rnk	No.	Driver	D. Nat	Equipment	Class	Laps	Gap	Interv.	Best lap	Penalty [TQ1-QH1]
1	802	Perico Niccoló	ITA	Parolin / TM Kart / Vega		11			1:18.723	[1-1]
2	832	Godschalk Wynn	USA	Parolin / TM Kart / Vega	U10	11	8.340	8.340	1:19.344	[4-3]
3	821	Gardzielik Jan	POL	Parolin / TM Kart / Vega		11	9.845	1.505	1:19.202	[24-11]
4	804	Peruzzi Achilleas	UAE	Parolin / TM Kart / Vega		11	10.382	0.537	1:19.253	[14-15]
5	825	Karajkovic Benjamin	UAE	Parolin / TM Kart / Vega	U10	11	12.980	2.598	1:19.454	[18-12]
6	819	Dezzani Giovanni Jr	UAE	Parolin / TM Kart / Vega		11	15.767	2.787	1:19.213	+5.000 [21-27]
7	888	Lawrence Ava	UAE	Parolin / TM Kart / Vega		11	17.977	2.210	1:19.403	[12-16]
8	829	Kallenberg Ari	UAE	Parolin / TM Kart / Vega		11	18.151	0.174	1:19.690	[8-14]
9	830	Kostecki Jay	AUS	Parolin / TM Kart / Vega		11	25.118	6.967	1:20.220	[13-6]
10	813	Brageot Mattis	FRA	Parolin / TM Kart / Vega		11	25.335	0.217	1:19.300	[2-4]
11	815	Sarlas Alessandro	GER	Parolin / TM Kart / Vega		11	28.462	3.127	1:20.667	[23-22]
12	809	Mir Atiq	IND	Parolin / TM Kart / Vega		11	28.637	0.175	1:20.382	[9-20]
13	831	Rasheed Rehan Khan	IND	Parolin / TM Kart / Vega		11	29.688	1.051	1:20.391	[19-19]
14	806	Calendi Cardona Manuel E.	ESA	Parolin / TM Kart / Vega		11	32.594	2.906	1:20.429	[15-24]
15	808	Miranda Pacheco Bruno	CHT	Parolin / TM Kart / Vega	U10	11	44.137	11.543	1:20.516	[27-28]
16	818	Venter Ronald	RSA	Parolin / TM Kart / Vega	U10	11	46.821	2.684	1:21.029	[28-25]
17	811	Ziarko Stanislaw	POL	Parolin / TM Kart / Vega		11	47.332	0.511	1:20.421	[26-23]
18	823	Chopra Samar	UAE	Parolin / TM Kart / Vega	U10	11	57.453	10.121	1:21.679	[25-26]
19	826	Zucchetto Lorenzo	SUI	Parolin / TM Kart / Vega		0	11 Laps	11 Laps		[3-2]
20	822	Pelfrene Teo	POR	Parolin / TM Kart / Vega		0	11 Laps			[7-5]
21	828	Verba Danila	UAE	Parolin / TM Kart / Vega		0	11 Laps	0.000		[11-7]
22	820	Burgess Zayne	USA	Parolin / TM Kart / Vega	U10	0	11 Laps	0.000		[5-8]
23	824	Mason Aaron	UAE	Parolin / TM Kart / Vega		0	11 Laps	0.000		[16-9]
24	805	Capela Vicente	POR	Parolin / TM Kart / Vega		0	11 Laps	0.000		[10-10]
25	816	Dowling Brodi Cooper	RSA	Parolin / TM Kart / Vega		0	11 Laps	0.000		[20-13]
26	810	Hakkinen Daniel	FRA	Parolin / TM Kart / Vega		0	11 Laps	1.895		[22-17]
27	812	Cueva García Alba	ESP	Parolin / TM Kart / Vega		0	11 Laps			[17-18]
28	814	Preetham Rivaan Dev	IND	Parolin / TM Kart / Vega		0	11 Laps	0.000		[6-21]

No.819 Dezzani Giovanni Jr : 5 sec time penalty for incorrectly installed Front Fairing or incorrect position of front fairing. According to Stewards' Decision No.33.

Start Time : 01/03 - 16:01:57
Weather : Rain Air : 11°C Track : Wet
Best lap : No.802 Perico Niccoló 1:18.723 70.01 kph
Event Record : No.802 Perico Niccoló 1:04.761 85.11 kph

Steward #1  Steward #2  Steward #3 

MINI 60

Final (F1)
Results




Document 17.2 OFFICIAL

Subject to scrutineering & sporting investigations

Rnk	No.	Driver	D. Nat	Equipment	Class	Laps	Gap	Interv.	Best lap	Penalty [TQ1-QH1]	
U10											
1	=	832	USA	Godschalk Wynn	Parolin / TM Kart / Vega	U10	11		1:19.344	[4-3]	
2	▲ ¹	825	UAE	Karajkovic Benjamin	Parolin / TM Kart / Vega	U10	11	4.640	4.640	1:19.454	[18-12]
3	▲ ³	808	CHT	Miranda Pacheco Bruno	Parolin / TM Kart / Vega	U10	11	35.797	31.157	1:20.516	[27-28]
4	=	818	RSA	Venter Ronald	Parolin / TM Kart / Vega	U10	11	38.481	2.684	1:21.029	[28-25]
5	=	823	UAE	Chopra Samar	Parolin / TM Kart / Vega	U10	11	49.113	10.632	1:21.679	[25-26]
6	▼ ⁴	820	USA	Burgess Zayne	Parolin / TM Kart / Vega	U10	0	11 Laps	11 Laps		[5-8]

Start Time : 01/03 - 16:01:57
 Weather : Rain Air : 11°C Track : Wet
 Best lap : No.802 Perico Niccoló 1:18.723 70.01 kph
 Event Record : No.802 Perico Niccoló 1:04.761 85.11 kph

Leaders : No.802 Perico Niccoló (1-11)

Steward #1  Steward #2  Steward #3 



DOCUMENT N° 33

DÉCISION DES COMMISSAIRES SPORTIFS
STEWARDS' DECISION

PÉNALITÉ INFLIGÉE AU CONCURRENT (NOM) : **Parolin**
PENALTY INFLICTED UPON THE ENTRANT (NAME):

NATIONALITÉ / NATIONALITY: **UAE**

N°: **819** PILOTE : **Dezzani Giovanni Jr**
No.: DRIVER :

Concerne la partie de l'Épreuve : **MINI 60 - Final**
Concerns the part of the event:

ÉNONCÉ / STATEMENT:

5 sec time penalty for incorrectly installed Front Fairing or incorrect position of front fairing

MOTIF / REASON:

The Stewards having received a report from the Scrutineers / Judges of fact, having examined this report, have considered the following matter, determine the following: _ The Driver mentioned above had his Front Fairing in an incorrect position when the Chequered Flag was waved. _ This fact is a violation against Art.2.3.3 of the 2025 CIK-FIA General Prescriptions. _ The Stewards impose this penalty according to Art.2.3.3 and Art. 2.24 of the 2025 General Prescriptions and Art.12.3 of the 2025 FIA International Sporting Code. The Competitor is reminded that, in accordance with Art.2.3.3 of the 2025 CIK-FIA General Prescriptions the above penalty is not susceptible to appeal.

Décision annoncée
Decision announced

Date / Date: **01/03/2025**

Heure / Time: **16:22**

Nom / Name

Signature

Président du Collège / Chairman of the Panel:

Kris LAMBRECHT (BEL)



Membres du Collège / Members of the Panel:

Luis PEREIRA (POR)



Paulo BARRETO (POR)



NOTIFICATION AU CONCURRENT CONCERNÉ / NOTIFICATION TO THE RELEVANT ENTRANT

Je soussigné :
I undersigned: Nom personnel / personal name

Représentant du Concurrent : **Parolin**
Representing the Entrant: Nom du Concurrent / Entrant's name

Certifie avoir reçu notification du document N° **33** des Commissaires Sportifs de l'Épreuve.
Certify that I have been notified of document No. by the Stewards of the Meeting.

Date :

Heure / Time:

Signature :

MINI 60

Final (F1)
Lap Chart

For information purposes. No official / regulatory value

	1	2	3	4	5	6	7	8	9	10	11	12	13	14	15	16	17	18	19	20	21	22	23	24	25	26	27	28
Grid	802	826	832	813	822	830	828	820	824	805	821	825	816	829	804	888	810	812	831	809	814	815	811	806	818	823	819	808
Start	802	832	821	804	810	815	818	819	831	825	806	809	813	830	829	888	808	823	826	811								
Lap 1 Interval	802	832	821	804	819	825	815	831	830	829	818	888	806	813	809	808	823	811										
		1.6	0.5	0.6	0.5	0.8	1.1	0.3	0.0	0.8	0.4	0.2	0.0	0.2	0.4	0.1	2.4	15.8										
Lap 2	802	832	821	804	819	825	830	829	815	888	831	813	809	818	806	808	823	811										
		2.3	0.8	0.7	0.1	1.0	2.3	0.4	0.1	0.6	0.4	0.8	1.2	0.1	0.2	0.2	3.1	13.8										
Lap 3	802	832	821	804	819	825	830	829	888	815	831	813	809	806	808	818	823	811										
		2.6	1.4	0.6	0.2	0.9	2.8	0.2	1.1	0.7	0.8	0.2	1.6	0.6	0.4	1.1	2.6	12.2										
Lap 4	802	832	821	804	819	825	829	830	888	815	813	831	809	806	808	818	811	823										
		3.2	1.7	0.3	0.1	0.7	3.5	0.4	0.9	2.2	0.0	2.0	0.2	1.0	0.1	2.6	14.0	0.7										
Lap 5	802	832	821	804	819	825	829	830	888	813	815	809	831	808	806	818	811	823										
		3.9	1.8	0.3	0.1	1.3	3.4	0.9	0.6	1.9	1.0	2.0	1.1	0.1	1.4	3.6	12.0	2.6										
Lap 6	802	832	804	821	819	825	829	830	888	813	815	809	831	806	818	808	811	823										
		4.6	2.0	0.4	0.4	0.9	3.8	0.8	0.2	2.6	1.8	1.5	1.1	2.7	5.1	5.2	4.4	3.7										
Lap 7	802	832	804	821	819	825	829	888	830	813	815	809	831	806	818	808	811	823										
		5.4	1.8	0.3	0.3	1.5	3.8	1.1	0.6	2.0	2.4	1.3	1.4	2.9	7.2	3.1	3.8	5.0										
Lap 8	802	832	804	821	819	825	829	888	830	813	815	809	831	806	818	808	811	823										
		6.2	1.7	0.3	0.1	1.8	4.1	1.0	1.3	1.5	3.3	1.1	1.7	2.7	10.5	0.1	3.6	6.4										
Lap 9	802	832	821	819	804	825	829	888	830	813	815	809	831	806	808	818	811	823										
		6.6	2.2	0.2	0.3	1.4	4.3	0.8	2.4	0.1	5.0	0.6	1.7	2.7	10.8	1.8	1.6	7.7										
Lap 10	802	832	821	804	819	825	829	888	813	830	815	809	831	806	808	818	811	823										
		7.3	1.9	0.5	0.0	1.7	4.8	0.1	4.0	0.0	4.8	0.8	1.4	2.9	10.6	3.0	0.5	8.8										
Lap 11	802	832	821	804	819	825	888	829	830	813	815	809	831	806	808	818	811	823										
		8.3	1.5	0.5	0.3	2.2	4.9	0.1	6.9	0.2	3.1	0.1	1.0	2.9	11.5	2.6	0.5	10.1										

MINI 60

Final (F1)
Analysis

For information purposes. No official / regulatory value

Laps	Sector 1	Sector 2	Sector 3	Lap Time	Spd	Laps	Sector 1	Sector 2	Sector 3	Lap Time	Spd	Laps	Sector 1	Sector 2	Sector 3	Lap Time	Spd
No.802 Perico Niccoló						6	37.400	30.021	26.233	1:33.654	89	No.815 Sarlas Alessandro					
1	24.772	29.729	25.467	1:19.968	91	7	25.216	30.161	25.807	1:21.184	89	1	26.082	31.799	26.500	1:24.381	90
2	24.524	29.547	25.406	1:19.477	92	8	25.076	29.849	25.959	1:20.884	90	2	24.999	30.940	26.288	1:22.227	94
3	24.595	29.382	25.392	1:19.369	92	9	24.860	29.682	25.974	1:20.516	89	3	25.047	30.483	26.725	1:22.255	90
4	24.473	29.334	25.330	1:19.137	92	10	25.113	29.570	25.915	1:20.598	90	4	24.843	30.620	26.261	1:21.724	89
5	24.370	29.289	25.256	1:18.915	92	11	25.130	29.631	26.600	1:21.361	90	5	24.997	30.121	25.920	1:21.038	92
6	24.266	29.298	25.376	1:18.940	92	No.809 Mir Atiqa						6	25.041	30.210	26.003	1:21.254	91
7	24.261	29.273	25.203	1:18.737	92	1	26.137	32.512	26.661	1:25.310	91	7	24.778	29.946	25.943	1:20.667	90
8	24.201	29.348	25.344	1:18.893	92	2	25.753	30.747	26.282	1:22.782	90	8	24.771	29.840	26.092	1:20.703	90
9	24.374	29.251	25.355	1:18.980	92	3	24.728	30.701	26.392	1:21.821	89	9	24.718	30.322	25.885	1:20.925	90
10	24.193	29.259	25.271	1:18.723	92	4	24.888	30.338	26.115	1:21.341	90	10	24.788	29.894	26.008	1:20.690	90
11	24.192	29.231	25.309	1:18.732	91	5	24.727	29.875	26.082	1:20.684	88	11	25.188	29.881	26.524	1:21.593	89
No.804 Peruzzi Achillesas						6	24.645	30.095	26.011	1:20.751	89	No.818 Venter Ronald					
1	25.555	30.467	25.999	1:22.021	91	7	24.802	29.797	25.927	1:20.526	89	1	26.568	31.284	27.726	1:25.578	91
2	24.637	30.187	25.803	1:20.627	92	8	24.677	29.942	25.889	1:20.508	90	2	26.050	31.009	26.795	1:23.854	91
3	24.547	30.090	25.520	1:20.157	92	9	24.724	29.787	25.871	1:20.382	90	3	25.909	31.188	26.770	1:23.867	88
4	24.379	29.860	25.550	1:19.789	92	10	24.645	30.460	25.760	1:20.865	89	4	25.458	30.666	26.926	1:23.050	89
5	24.349	29.818	25.486	1:19.653	92	11	24.644	29.817	26.485	1:20.946	90	5	25.708	30.807	26.608	1:23.123	89
6	24.304	29.696	25.566	1:19.566	90	No.811 Ziarko Stanislaw						6	25.609	30.951	26.844	1:23.404	88
7	24.368	29.662	25.326	1:19.356	91	1	26.547	30.952	26.545	1:24.044	91	7	25.609	30.499	27.114	1:23.222	89
8	24.375	29.639	25.513	1:19.527	90	2	25.117	30.282	26.477	1:21.876	90	8	25.538	31.204	27.180	1:23.922	89
9	24.506	29.540	26.275	1:20.321	92	3	25.041	30.225	26.059	1:21.325	91	9	25.487	30.408	26.586	1:22.481	89
10	24.229	29.720	25.304	1:19.253	92	4	24.947	30.142	27.134	1:22.223	88	10	25.241	30.199	26.334	1:21.774	90
11	24.237	29.670	25.351	1:19.258	91	5	25.025	29.968	26.146	1:21.139	91	11	25.015	30.050	25.964	1:21.029	90
No.806 Calendi Cardona Manuel E.						6	24.816	30.305	25.840	1:20.961	91	No.819 Dezzani Giovanni Jr					
1	26.094	31.614	27.032	1:24.740	92	7	24.694	29.952	25.923	1:20.569	90	1	25.632	30.442	25.715	1:21.789	92
2	26.274	30.982	26.531	1:23.787	91	8	24.800	29.903	25.972	1:20.675	92	2	24.665	29.800	25.732	1:20.197	93
3	25.033	30.817	26.212	1:22.062	91	9	24.647	29.767	26.007	1:20.421	91	3	24.762	29.996	25.537	1:20.295	92
4	24.986	30.573	26.256	1:21.815	90	10	24.770	29.906	25.909	1:20.585	92	4	24.557	29.623	25.529	1:19.709	92
5	25.270	30.780	26.251	1:22.301	90	11	25.093	29.938	26.006	1:21.037	91	5	24.615	29.580	25.406	1:19.601	93
6	25.116	30.510	26.312	1:21.938	90	No.813 Brageot Mattis						6	24.541	30.348	25.407	1:20.296	92
7	24.855	29.988	26.280	1:21.123	88	1	26.468	31.689	26.697	1:24.854	93	7	24.392	29.449	25.375	1:19.216	91
8	24.638	29.666	26.224	1:20.528	90	2	25.259	30.692	25.990	1:21.941	92	8	24.406	29.412	25.395	1:19.213	92
9	24.601	29.815	26.013	1:20.429	90	3	24.788	30.443	26.196	1:21.427	92	9	24.585	29.372	25.639	1:19.596	92
10	24.631	29.926	26.172	1:20.729	89	4	24.739	30.191	25.699	1:20.629	91	10	24.402	29.626	25.593	1:19.621	93
11	24.750	29.675	26.072	1:20.497	89	5	24.483	29.832	25.666	1:19.981	92	11	24.363	29.705	25.511	1:19.579	90
No.808 Miranda Pacheco Bruno						6	24.538	30.171	25.767	1:20.476	92	No.821 Gardzielik Jan					
1	26.739	31.655	26.598	1:24.992	93	7	24.511	29.686	25.822	1:20.019	93	1	25.253	30.782	25.950	1:21.985	93
2	25.959	30.730	26.503	1:23.192	92	8	24.514	29.859	25.403	1:19.776	93	2	24.742	30.060	25.711	1:20.513	93
3	25.256	30.783	26.257	1:22.296	91	9	24.333	29.666	25.301	1:19.300	94	3	24.585	30.114	25.556	1:20.255	92
4	25.189	30.306	25.995	1:21.490	92	10	24.678	30.405	25.757	1:20.840	91	4	24.634	29.884	25.534	1:20.052	92
5	24.865	30.151	25.749	1:20.765	93	11	25.345	30.831	27.163	1:23.339	91	5	24.382	29.738	25.573	1:19.693	90

MINI 60

Final (F1)
Analysis

For information purposes. No official / regulatory value

Laps	Sector 1	Sector 2	Sector 3	Lap Time	Spd
6	24.883	29.991	25.457	1:20.331	91
7	24.348	29.449	25.452	1:19.249	90
8	24.404	29.549	25.559	1:19.512	91
9	24.434	29.492	25.554	1:19.480	92
10	24.391	29.418	25.393	1:19.202	92
11	24.300	29.467	25.525	1:19.292	90

No.823 Chopra Samar

1	28.076	32.348	27.017	1:27.441	90
2	25.914	31.419	26.502	1:23.835	90
3	25.335	31.122	26.497	1:22.954	90
4	25.866	31.183	38.196	1:35.245	83
5	25.741	30.951	26.313	1:23.005	90
6	25.395	30.509	26.142	1:22.046	90
7	25.002	30.675	26.248	1:21.925	90
8	25.248	30.697	26.104	1:22.049	90
9	24.917	30.593	26.169	1:21.679	90
10	24.953	30.572	26.219	1:21.744	90
11	25.208	30.769	26.310	1:22.287	89

No.825 Karajkovic Benjamin

1	25.420	30.375	26.013	1:21.808	90
2	24.482	30.354	25.601	1:20.437	91
3	24.559	29.843	25.717	1:20.119	91
4	24.112	30.008	25.442	1:19.562	89
5	24.394	30.110	25.658	1:20.162	90
6	24.237	30.185	25.493	1:19.915	91
7	24.313	29.754	25.782	1:19.849	90
8	24.283	29.594	25.577	1:19.454	90
9	23.973	30.053	25.555	1:19.581	91
10	24.080	29.953	25.515	1:19.548	90
11	24.581	29.741	25.745	1:20.067	88

No.829 Kallenberg Ari

1	26.014	31.498	26.185	1:23.697	92
2	24.766	30.121	25.979	1:20.866	93
3	24.708	30.027	25.683	1:20.418	93
4	24.596	29.750	25.656	1:20.002	92
5	24.599	29.887	25.655	1:20.141	92
6	24.756	30.017	25.472	1:20.245	92
7	24.652	29.811	25.456	1:19.919	92
8	24.632	29.672	25.386	1:19.690	92
9	24.641	29.596	25.581	1:19.818	92
10	24.539	29.588	25.938	1:20.065	92
11	24.493	30.269	25.600	1:20.362	93

No.830 Kostecki Jay

1	26.347	30.732	25.859	1:22.938	93
2	24.897	30.477	25.925	1:21.299	92
3	24.738	29.974	25.889	1:20.601	91
4	25.058	29.914	25.746	1:20.718	92
5	24.562	30.058	25.945	1:20.565	90
6	24.592	29.863	25.765	1:20.220	89
7	24.672	30.040	26.178	1:20.890	90
8	24.588	30.010	25.635	1:20.233	91
9	24.715	29.782	26.205	1:20.702	89
10	24.726	30.285	25.998	1:21.009	86
11	25.203	30.847	27.051	1:23.101	89

No.831 Rasheed Rehan Khan

1	25.873	31.464	26.624	1:23.961	91
2	25.877	30.629	26.531	1:23.037	91
3	25.210	30.640	26.144	1:21.994	90
4	25.255	31.143	26.550	1:22.948	89
5	25.565	30.471	26.099	1:22.135	90
6	24.742	30.113	25.898	1:20.753	90
7	24.866	30.068	25.914	1:20.848	89
8	24.908	30.047	25.846	1:20.801	90
9	24.765	29.947	25.679	1:20.391	90
10	24.618	30.010	25.871	1:20.499	90
11	24.722	29.833	26.020	1:20.575	90

No.832 Godschalk Wynn

1	25.162	30.565	25.814	1:21.541	92
2	24.679	29.910	25.584	1:20.173	92
3	24.662	29.543	25.453	1:19.658	92
4	24.342	29.890	25.512	1:19.744	93
5	24.643	29.442	25.523	1:19.608	92
6	24.665	29.564	25.411	1:19.640	92
7	24.601	29.572	25.389	1:19.562	92
8	24.642	29.582	25.448	1:19.672	92
9	24.633	29.370	25.341	1:19.344	93
10	24.629	29.339	25.525	1:19.493	92
11	24.682	29.459	25.558	1:19.699	92

No.888 Lawrence Ava

1	26.385	31.537	26.421	1:24.343	90
2	24.902	30.080	25.975	1:20.957	89
3	24.867	30.078	25.851	1:20.796	91
4	24.672	29.906	25.707	1:20.285	91
5	24.521	29.889	25.791	1:20.201	91

MINI 60

Final (F1)
Starting Grid

Document 16

Subject to scrutineering & sporting investigations

27 th	819 Dezzani Giovanni Jr Parolin / TM Kart / Vega		14	808 Miranda Pacheco Bruno Parolin / TM Kart / Vega		28 th
25 th	818 Venter Ronald Parolin / TM Kart / Vega		13	823 Chopra Samar Parolin / TM Kart / Vega		26 th
23 th	811 Ziarko Stanislaw Parolin / TM Kart / Vega		12	806 Calendi Cardona Manuel E. Parolin / TM Kart / Vega		24 th
21 th	814 Preetham Rivaan Dev Parolin / TM Kart / Vega		11	815 Sarlas Alessandro Parolin / TM Kart / Vega		22 th
19 th	831 Rasheed Rehan Khan Parolin / TM Kart / Vega		10	809 Mir Atiqa Parolin / TM Kart / Vega		20 th
17 th	810 Hakkinen Daniel Parolin / TM Kart / Vega		9	812 Cueva García Alba Parolin / TM Kart / Vega		18 th
15 th	804 Peruzzi Achilleas Parolin / TM Kart / Vega		8	888 Lawrence Ava Parolin / TM Kart / Vega		16 th
13 th	816 Dowling Brodi Cooper Parolin / TM Kart / Vega		7	829 Kallenberg Ari Parolin / TM Kart / Vega		14 th
11 th	821 Gardzielik Jan Parolin / TM Kart / Vega		6	825 Karajkovic Benjamin Parolin / TM Kart / Vega		12 th
9 th	824 Mason Aaron Parolin / TM Kart / Vega		5	805 Capela Vicente Parolin / TM Kart / Vega		10 th
7 th	828 Verba Danila Parolin / TM Kart / Vega		4	820 Burgess Zayne Parolin / TM Kart / Vega		8 th
5 th	822 Pelfrene Teo Parolin / TM Kart / Vega		3	830 KostECKI Jay Parolin / TM Kart / Vega		6 th
3 rd	832 Godschalk Wynn Parolin / TM Kart / Vega		2	813 Brageot Mattis Parolin / TM Kart / Vega		4 th
1 st	802 Perico Niccoló Parolin / TM Kart / Vega		1	826 Zucchetto Lorenzo Parolin / TM Kart / Vega		2 nd

POLE POSITION



Start : 01/03 - 15:45 11 Laps = 16.841 km

Champions of The Future Academy Program 2025 - R1 Portimao (POR) 28/02 - 02/03/2025

Page 1 / 1

www.championskartingacademy.com

Apex Timing GoRacing