

### X30 Junior

### Finale (FIN) Résultats

### Document 15

Sous réserve du contrôle technique ou d'incidents d'ordre sportif

Cl.	N°	Pilote	Nation	Team	Tours	Ecart	Interv.	Meilleur tour	Pénalité
1	105	COMYN Louis		Diamond Racing Team	16			55.522	
2	▲1	123 CORONEL Rocco		Victory Lane	16	0.337	0.337	55.486	
3	▼1	191 NOUGUEYREDE Clovis		Victory Lane	16	3.849	3.512	55.693	
4	166	SMITH Joseph		Victory Lane	16	4.082	0.233	55.697	
5	114	KARRAS Jean-Paul		AUTOVISION PBKART/MAITOS RACING	16	6.462	2.380	55.794	
6	▲1	100 KARRAS Philippe Armand		AUTOVISION PBKART/MAITOS RACING	16	8.262	1.800	55.829	
7	▲2	164 GLUME Charly		Victory Lane	16	8.501	0.239	55.649	
8	130	VERARD Yoann		Renaux Racing Team	16	10.011	1.510	55.838	
9	▲1	112 FANDOUX Ylan		Dream Racing	16	11.632	1.621	55.957	
10	▼4	115 DURAND Lino		ASK ROSNY 93	16	11.860	0.228	55.894	
11	▲2	154 ADAM Gabin		ideal kart	16	12.087	0.227	55.930	
12	▲4	194 BLANKESPOOR Mick		CompKart	16	15.230	3.143	55.913	
13	▲9	122 LISLE Cooper		ideal kart	16	16.078	0.848	56.116	
14	▲3	107 PRUDENT Maxime		Dream Racing	16	16.498	0.420	55.983	
15	▲3	106 GONÇALVES Arthur		Dream Racing	16	17.031	0.533	55.856	
16	▼5	103 BAAS Roberto		wjs racing	16	17.119	0.088	55.613	
17	▼3	119 BLANCHEMAIN Maxime		Victory Lane	16	19.033	1.914	55.903	
18	▲5	102 PESSEL Senna		Delre Racing Team	16	20.266	1.233	56.127	
19	▲1	178 SCHMITT Yanick		PKM Racing	16	24.938	4.672	56.012	
20	▲5	108 PAPALIA Aurelio		Tam Racing	16	25.534	0.596	56.479	
21	▲5	121 PIQUION Hugues		ideal kart	16	27.082	1.548	56.574	
22	▼3	165 POECKES Olivier		PKM Racing	16	27.409	0.327	56.533	
23	▲1	151 ESCHMANN Evan		BRAUN RACING	16	27.768	0.359	56.792	
24	▼9	148 MEUNIER Senna		Rsd Karting	16	29.553	1.785	56.518	+5.000
25	▼4	196 GILTAIRE Elyo		SK-RACING	3	13 Tours	13 Tours	56.944	

N°148 MEUNIER Senna : Pénalité 5s - Collision

#### Non classés

195	MUNOZ Alexandre		Dream Racing			Non partant			
-----	-----------------	--	--------------	--	--	-------------	--	--	--

Tête de course : N°105 COMYN Louis (1-16)

Départ : 03/09 - 10:59:39 / Arrivée : 11:14:31 / Fin : 11:14:59

Meilleur tour : N°123 CORONEL Rocco 55.486 82.20 km/h

Météo : Soleil Air : 27°C Piste : Sèche

Record de l'épreuve : N°166 SMITH Joseph 55.405 82.32 km/h

N°178 02:44 Tour 2

N°148 04:08 Tour 4

N°119 11:58 Tour 12

Chronométrateur ..... Président du Collège .....

ISF MIRECOURT 01-03/09/2023

P. FARGUES - S. TERRASSE

Apex Timing GoRacing



### X30 Junior

### Finale (FIN) Tableau des tours

Pour information, sans valeur officielle

	1	2	3	4	5	6	7	8	9	10	11	12	13	14	15	16	17	18	19	20	21	22	23	24	25	26
Grille	105	191	123	166	114	115	100	130	164	112	103	<del>196</del>	154	119	148	194	107	106	165	178	196	122	102	151	108	121
Départ	105	191	166	123	115	114	130	100	112	164	103	119	154	148	194	106	107	165	178	196	151	122	102	121	108	
Tour 1 Intervalle	105	191 0.0	166 0.3	123 0.1	115 0.7	114 0.0	100 0.3	130 0.5	112 0.4	164 0.1	103 0.2	119 0.2	154 0.7	148 0.2	194 0.1	122 0.0	178 0.3	106 0.4	107 0.0	121 0.2	151 0.2	165 0.1	102 0.3	108 0.3	196 0.0	
Tour 2	105	191 0.2	123 0.1	166 0.3	114 1.3	100 0.1	130 0.7	164 0.6	112 0.1	119 0.0	103 0.0	115 0.4	154 0.0	122 1.2	148 0.0	194 0.1	178 0.2	107 0.1	106 0.3	121 0.1	151 0.1	108 0.7	165 0.0	102 0.3	196 0.0	
Tour 3	105	191 0.7	123 0.0	166 0.3	114 1.0	100 0.3	130 0.6	164 0.5	119 0.6	103 0.2	112 0.4	115 0.7	154 0.0	122 0.4	194 0.8	148 0.5	178 0.0	107 0.3	121 0.2	106 0.0	108 0.7	151 0.1	165 0.1	102 0.1	<del>196</del> 0.0	
Tour 4	105	123 0.7	191 0.3	166 0.1	114 1.0	100 0.5	130 0.4	164 0.3	119 1.0	103 0.0	112 0.6	115 0.7	154 0.1	122 0.5	194 0.4	107 2.1	148 0.2	121 0.6	106 0.0	108 0.1	102 0.0	151 0.3	165 0.2	178 1.7		
Tour 5	105	123 0.6	191 0.5	166 0.2	114 1.1	100 0.6	130 0.5	164 0.1	103 1.3	119 0.3	112 0.3	115 0.8	154 0.2	122 0.7	194 0.1	107 2.5	148 0.7	106 0.4	121 0.4	102 0.0	151 0.5	108 0.0	165 0.1	178 1.3		
Tour 6	105	123 0.4	191 0.7	166 0.2	114 1.2	100 0.7	130 0.5	164 0.3	103 0.9	119 0.5	112 0.4	115 0.7	154 0.2	122 0.8	194 0.0	107 2.6	106 1.2	148 0.0	121 1.0	102 0.0	108 0.4	151 0.0	165 0.1	178 0.4		
Tour 7	105	123 0.3	191 0.9	166 0.3	114 1.3	100 0.7	130 0.3	164 0.5	103 0.7	119 0.6	112 0.5	115 1.1	154 0.2	122 0.5	194 0.0	107 2.8	106 0.8	148 1.0	102 0.7	121 0.5	108 0.3	151 0.0	165 0.1	178 0.2		
Tour 8	105	123 0.3	191 1.2	166 0.2	114 1.5	100 0.7	130 0.1	164 0.7	103 0.4	119 0.9	112 0.6	115 1.0	154 0.2	122 0.7	194 0.0	107 3.0	106 0.4	148 1.6	102 0.3	121 1.5	151 0.2	108 0.0	165 0.1	178 0.0		
Tour 9	105	123 0.4	191 1.4	166 0.2	114 1.6	100 0.7	130 0.1	164 0.7	103 0.0	119 1.3	112 0.7	115 0.8	154 0.3	122 0.8	194 0.0	107 2.8	106 1.1	102 1.8	148 0.0	121 1.8	108 0.0	178 0.3	151 0.8	165 0.0		
Tour 10	105	123 0.3	191 1.7	166 0.3	114 1.7	100 0.7	130 0.1	164 0.7	103 0.4	119 1.1	112 0.7	115 0.7	154 0.3	122 1.1	194 0.0	107 2.7	106 0.9	102 2.0	148 0.5	121 1.9	178 0.0	108 0.5	165 0.3	151 0.4		
Tour 11	105	123 0.3	191 1.9	166 0.3	114 1.8	100 0.7	130 0.2	164 0.5	103 0.7	119 1.0	112 0.7	115 0.7	154 0.2	122 1.5	194 0.0	107 2.5	106 0.7	102 2.3	148 1.0	121 1.8	178 0.0	108 0.5	165 0.3	151 0.7		
Tour 12	105	123 0.4	191 2.2	166 0.3	114 1.8	100 1.8	130 0.0	164 0.0	103 0.7	119 0.9	112 0.6	115 0.6	154 0.3	122 1.8	194 0.0	107 2.3	106 0.5	102 2.7	148 1.5	178 2.0	108 0.6	121 0.1	165 0.1	151 0.7		
Tour 13	105	123 0.3	191 2.5	166 0.3	114 1.9	100 2.0	130 0.4	164 0.4	112 1.8	115 0.3	154 0.4	103 1.5	122 0.4	194 0.0	119 0.3	107 1.7	106 0.4	102 2.9	148 2.1	178 1.2	108 1.1	121 0.3	165 0.0	151 0.9		
Tour 14	105	123 0.3	191 2.8	166 0.3	114 2.1	100 2.1	130 0.2	164 0.9	112 1.7	115 0.2	154 0.3	103 2.0	122 0.4	119 0.0	194 0.1	107 1.4	106 0.2	102 3.2	148 2.7	178 0.6	108 1.3	121 0.7	165 0.0	151 0.9		
Tour 15	105	123 0.3	191 3.1	166 0.1	114 2.4	100 1.8	130 0.3	164 1.1	112 1.7	115 0.2	154 0.2	119 2.7	103 0.0	194 0.2	122 0.4	107 0.6	106 0.1	102 3.5	148 3.1	178 0.0	108 1.7	121 1.3	165 0.0	151 0.5		
Tour 16	105	123 0.3	191 3.5	166 0.2	114 2.3	100 1.8	130 0.2	164 1.5	112 1.6	115 0.2	154 0.2	119 3.1	103 0.8	194 0.4	122 0.5	107 0.0	106 1.9	102 1.2	148 4.2	178 0.3	108 0.5	121 1.5	165 0.3	151 0.3		

### X30 Junior

### Finale (FIN) Analyse des tours

Pour information, sans valeur officielle

Tours	Secteur 1	Secteur 2	Secteur 3	Temps au tour	Tours	Secteur 1	Secteur 2	Secteur 3	Temps au tour	Tours	Secteur 1	Secteur 2	Secteur 3	Temps au tour
<b>N°100 KARRAS Philippe Armand</b>					14	19.448	17.233	19.974	56.655	11	19.233	16.996	19.893	56.122
1	21.079	17.156	19.960	58.195	15	19.362	17.317	20.166	56.845	12	19.193	16.976	19.937	56.106
2	19.422	17.058	19.791	56.271	16	20.756	17.581	19.955	58.292	13	19.216	16.998	19.884	56.098
3	19.270	16.980	19.778	56.028	<b>N°105 COMYN Louis</b>					14	19.277	16.992	19.846	56.115
4	19.263	17.000	19.786	56.049	1	20.009	17.015	19.856	56.880	15	19.253	17.001	19.867	56.121
5	19.136	16.900	19.793	55.829	2	19.170	16.886	19.758	55.814	16	19.229	17.069	19.998	56.296
6	19.249	16.947	19.827	56.023	3	19.126	16.849	19.758	55.733	<b>N°108 PAPALIA Aurelio</b>				
7	19.178	16.962	19.828	55.968	4	19.070	16.798	19.757	55.625	1	22.904	18.158	20.244	1:01.306
8	19.156	16.984	19.779	55.919	5	19.026	16.856	19.794	55.676	2	19.510	17.187	20.257	56.954
9	19.109	16.990	19.834	55.933	6	19.134	16.857	19.741	55.732	3	19.391	17.192	20.421	57.004
10	19.113	16.943	19.874	55.930	7	19.056	16.809	19.735	55.600	4	19.368	17.629	20.202	57.199
11	19.114	16.904	19.865	55.883	8	19.009	16.801	19.734	55.544	5	20.145	17.212	20.016	57.373
12	19.513	17.094	20.434	57.041	9	19.000	16.784	19.741	55.525	6	19.321	17.310	20.227	56.858
13	19.318	16.922	19.807	56.047	10	19.006	16.826	19.744	55.576	7	19.471	17.297	20.128	56.896
14	19.180	16.993	19.868	56.041	11	19.026	16.800	19.720	55.546	8	19.326	17.154	20.601	57.081
15	19.080	16.927	19.846	55.853	12	18.984	16.819	19.719	55.522	9	19.472	17.194	19.931	56.597
16	19.083	16.971	19.961	56.015	13	18.982	16.812	19.757	55.551	10	20.025	17.197	20.203	57.425
<b>N°102 PESSEL Senna</b>					14	19.039	16.818	19.742	55.599	11	19.298	17.228	19.999	56.525
1	23.074	18.140	20.119	1:01.333	15	18.976	16.823	19.783	55.582	12	19.429	17.245	20.312	56.986
2	19.932	17.278	20.492	57.702	16	19.031	16.898	19.812	55.741	13	19.291	17.149	20.094	56.534
3	19.832	17.099	20.017	56.948	<b>N°106 GONÇALVES Arthur</b>					14	19.249	17.154	20.076	56.479
4	19.658	17.265	19.969	56.892	1	23.034	17.517	20.511	1:01.062	15	19.302	17.106	20.171	56.579
5	19.867	17.124	19.767	56.758	2	19.739	17.118	20.292	57.149	16	19.267	17.200	20.148	56.615
6	19.707	17.348	19.885	56.940	3	19.736	17.566	20.087	57.389	<b>N°112 FANDOUX Ylan</b>				
7	19.559	17.103	19.815	56.477	4	19.674	17.890	20.186	57.750	1	21.766	17.377	19.941	59.084
8	19.262	17.093	19.772	56.127	5	19.429	17.048	20.013	56.490	2	19.619	17.229	20.075	56.923
9	19.358	17.175	19.986	56.519	6	19.161	17.127	19.929	56.217	3	20.004	17.185	19.777	56.966
10	19.271	17.099	19.825	56.195	7	19.174	16.885	19.844	55.903	4	19.267	16.973	19.788	56.028
11	19.286	17.099	19.812	56.197	8	19.201	16.969	19.731	55.901	5	19.255	17.003	19.699	55.957
12	19.305	17.063	19.898	56.266	9	19.128	17.683	19.873	56.684	6	19.236	17.040	19.866	56.142
13	19.300	17.098	19.858	56.256	10	19.126	17.000	19.828	55.954	7	19.245	17.035	19.708	55.988
14	19.303	17.063	19.832	56.198	11	19.224	16.913	19.809	55.946	8	19.230	17.040	19.747	56.017
15	19.248	17.187	19.928	56.363	12	19.122	16.966	19.768	55.856	9	19.203	17.078	19.827	56.108
16	19.286	17.126	19.914	56.326	13	19.190	17.050	19.798	56.038	10	19.218	17.014	19.792	56.024
<b>N°103 BAAS Roberto</b>					14	19.116	17.028	19.809	55.953	11	19.275	17.040	19.716	56.031
1	22.269	17.346	19.882	59.497	15	19.164	17.009	19.837	56.010	12	19.269	17.041	19.747	56.057
2	19.455	17.170	19.903	56.528	16	19.362	17.290	20.004	56.656	13	19.494	17.063	19.860	56.417
3	19.759	17.008	19.612	56.379	<b>N°107 PRUDENT Maxime</b>					14	19.320	17.114	19.791	56.225
4	19.199	17.037	19.601	55.837	1	23.303	17.535	20.239	1:01.077	15	19.225	17.081	19.882	56.188
5	19.236	16.945	19.713	55.894	2	19.513	17.180	20.034	56.727	16	19.268	17.026	19.863	56.157
6	19.183	16.934	19.712	55.829	3	19.895	17.419	20.147	57.461	<b>N°114 KARRAS Jean-Paul</b>				
7	19.152	16.911	19.726	55.789	4	19.585	17.284	20.245	57.114	1	20.953	17.246	19.715	57.914
8	19.080	16.907	19.668	55.655	5	19.261	17.060	19.936	56.257	2	19.630	17.055	19.834	56.519
9	19.050	17.001	19.562	55.613	6	19.365	16.975	19.829	56.169	3	19.090	16.898	19.820	55.808
10	19.147	16.943	19.670	55.760	7	19.304	17.051	19.969	56.324	4	19.127	16.882	19.823	55.832
11	19.149	16.978	19.680	55.807	8	19.348	17.026	19.905	56.279	5	19.100	16.856	19.838	55.794
12	19.110	17.099	19.952	56.161	9	19.248	16.916	19.819	55.983	6	19.174	16.891	19.862	55.927
13	23.504	17.669	19.951	1:01.124	10	19.221	17.047	19.883	56.151	7	19.150	16.889	19.897	55.936



### X30 Junior

### Finale (FIN) Analyse des tours

Pour information, sans valeur officielle

Tours	Secteur 1	Secteur 2	Secteur 3	Temps au tour
8	19.112	16.934	19.841	55.887
9	19.172	16.900	19.851	55.923
10	19.146	16.912	19.908	55.966
11	19.130	16.882	19.830	55.842
12	19.211	16.936	19.773	55.920
13	19.132	16.913	19.887	55.932
14	19.121	16.931	19.916	55.968
15	19.166	17.004	19.959	56.129
16	19.132	16.947	19.962	56.041

**N°115 DURAND Lino**

1	<b>20.867</b>	<b>17.156</b>	<b>19.906</b>	<b>57.929</b>
2	<b>20.161</b>	17.621	21.157	58.939
3	<b>19.683</b>	17.295	20.123	<b>57.101</b>
4	<b>19.262</b>	<b>16.967</b>	<b>19.841</b>	<b>56.070</b>
5	19.285	<b>16.952</b>	<b>19.822</b>	<b>56.059</b>
6	<b>19.237</b>	16.981	<b>19.818</b>	<b>56.036</b>
7	19.410	17.101	19.836	56.347
8	<b>19.206</b>	16.952	<b>19.809</b>	<b>55.967</b>
9	<b>19.126</b>	16.976	<b>19.792</b>	<b>55.894</b>
10	19.192	<b>16.936</b>	19.838	55.966
11	19.260	16.984	<b>19.771</b>	56.015
12	19.182	16.957	19.772	55.911
13	19.317	16.951	19.823	56.091
14	19.324	17.017	19.826	56.167
15	19.306	17.055	19.802	56.163
16	19.267	17.038	19.855	56.160

**N°119 BLANCHEMAIN Maxime**

1	<b>22.054</b>	<b>17.309</b>	<b>19.795</b>	<b>59.158</b>
2	<b>19.577</b>	<b>17.123</b>	19.957	<b>56.657</b>
3	<b>19.527</b>	<b>17.003</b>	<b>19.724</b>	<b>56.254</b>
4	<b>19.277</b>	<b>16.937</b>	19.758	<b>55.972</b>
5	19.463	17.126	19.768	56.357
6	<b>19.221</b>	16.985	19.806	56.012
7	<b>19.169</b>	16.965	19.769	<b>55.903</b>
8	<b>19.157</b>	16.973	19.808	55.938
9	19.162	17.047	19.758	55.967
10	19.159	17.033	19.812	56.004
11	19.234	17.026	19.796	56.056
12	19.277	17.057	19.826	56.160
13	22.072	18.329	19.836	1:00.237
14	19.237	17.081	19.878	56.196
15	19.299	17.037	19.984	56.320
16	23.048	17.103	20.121	1:00.272

**N°121 PIQUION Hugues**

1	<b>22.758</b>	<b>17.684</b>	<b>20.174</b>	<b>1:00.616</b>
2	<b>19.714</b>	<b>17.221</b>	<b>20.106</b>	<b>57.041</b>
3	<b>19.607</b>	17.395	20.166	57.168
4	19.744	17.647	20.372	57.763

Tours	Secteur 1	Secteur 2	Secteur 3	Temps au tour
5	19.837	<b>17.105</b>	<b>20.044</b>	<b>56.986</b>
6	19.635	17.161	20.123	<b>56.919</b>
7	19.753	17.272	20.079	57.104
8	<b>19.516</b>	17.180	20.426	57.122
9	19.553	17.150	20.113	<b>56.816</b>
10	19.636	17.216	<b>19.988</b>	56.840
11	<b>19.397</b>	<b>17.089</b>	20.088	<b>56.574</b>
12	20.205	17.400	20.135	57.740
13	19.445	17.175	20.075	56.695
14	19.427	17.216	20.249	56.892
15	19.756	17.255	20.169	57.180
16	19.404	17.261	20.171	56.836

**N°122 LISLE Cooper**

1	<b>21.999</b>	<b>17.367</b>	<b>20.254</b>	<b>59.620</b>
2	<b>19.656</b>	<b>17.275</b>	<b>20.017</b>	<b>56.948</b>
3	<b>19.308</b>	<b>17.041</b>	<b>19.947</b>	<b>56.296</b>
4	<b>19.225</b>	17.067	19.959	<b>56.251</b>
5	<b>19.180</b>	<b>17.025</b>	20.048	56.253
6	19.203	17.036	<b>19.879</b>	<b>56.118</b>
7	<b>19.136</b>	17.096	19.884	<b>56.116</b>
8	19.137	17.091	19.889	56.117
9	<b>19.129</b>	17.098	19.954	56.181
10	<b>19.186</b>	17.107	19.931	56.224
11	19.276	17.094	19.967	56.337
12	19.178	17.136	19.939	56.253
13	19.245	17.206	19.935	56.386
14	19.268	17.196	20.136	56.600
15	19.956	17.135	20.017	57.108
16	19.264	17.141	20.166	56.571

**N°123 CORONEL Rocco**

1	<b>20.517</b>	<b>17.073</b>	<b>19.595</b>	<b>57.185</b>
2	<b>19.226</b>	<b>16.824</b>	<b>19.571</b>	<b>55.621</b>
3	19.250	17.281	19.603	56.134
4	<b>19.069</b>	16.873	19.665	<b>55.607</b>
5	<b>19.016</b>	16.833	19.688	<b>55.537</b>
6	19.052	16.826	19.682	55.560
7	<b>19.012</b>	16.851	19.662	<b>55.525</b>
8	19.041	<b>16.799</b>	19.656	<b>55.496</b>
9	19.077	16.890	19.643	55.610
10	19.038	16.806	19.652	55.496
11	19.119	16.828	19.613	55.560
12	19.083	16.859	19.626	55.568
13	19.038	<b>16.791</b>	19.657	<b>55.486</b>
14	19.057	16.887	19.639	55.583
15	19.030	16.897	19.675	55.602
16	19.106	16.864	19.760	55.730

**N°130 VERARD Yoann**

1	<b>21.533</b>	<b>17.188</b>	<b>20.074</b>	<b>58.795</b>
---	---------------	---------------	---------------	---------------

Tours	Secteur 1	Secteur 2	Secteur 3	Temps au tour
2	<b>19.319</b>	17.258	<b>19.928</b>	<b>56.505</b>
3	<b>19.203</b>	<b>16.978</b>	<b>19.740</b>	<b>55.921</b>
4	<b>19.138</b>	17.018	<b>19.702</b>	<b>55.858</b>
5	19.139	<b>16.976</b>	19.723	<b>55.838</b>
6	19.544	17.093	19.746	56.383
7	19.163	17.023	19.796	55.982
8	<b>19.126</b>	17.053	19.794	55.973
9	19.175	17.012	19.748	55.935
10	19.346	17.168	19.779	56.293
11	19.224	17.056	19.821	56.101
12	19.291	17.104	19.877	56.272
13	19.295	17.080	19.825	56.200
14	19.248	17.105	19.923	56.276
15	19.166	17.127	19.893	56.186
16	19.181	17.094	20.020	56.295

**N°148 MEUNIER Senna**

1	<b>22.030</b>	<b>17.688</b>	<b>20.414</b>	<b>1:00.132</b>
2	<b>19.773</b>	<b>17.341</b>	<b>20.168</b>	<b>57.282</b>
3	20.035	17.489	<b>20.101</b>	57.625
4	<b>19.610</b>	<b>17.254</b>	20.914	57.778
5	<b>19.560</b>	17.334	<b>19.815</b>	<b>56.709</b>
6	<b>19.429</b>	<b>17.208</b>	20.122	56.759
7	19.539	17.224	20.094	56.857
8	<b>19.397</b>	17.226	19.895	<b>56.518</b>
9	19.399	17.378	20.170	56.947
10	19.500	17.289	19.931	56.720
11	19.483	17.260	19.926	56.669
12	19.446	17.222	20.077	56.745
13	19.461	17.371	20.035	56.867
14	19.402	17.276	20.122	56.800
15	19.398	17.337	20.018	56.753
16	19.605	17.451	20.423	57.479

**N°151 ESCHMANN Evan**

1	<b>22.915</b>	<b>18.004</b>	<b>20.062</b>	<b>1:00.981</b>
2	<b>19.769</b>	<b>17.275</b>	<b>19.930</b>	<b>56.974</b>
3	<b>19.677</b>	17.538	20.656	57.871
4	20.137	<b>17.257</b>	20.064	57.458
5	19.973	<b>17.250</b>	<b>19.786</b>	57.009
6	19.686	<b>17.245</b>	19.971	<b>56.902</b>
7	19.703	<b>17.236</b>	19.976	56.915
8	<b>19.563</b>	<b>17.224</b>	20.205	56.992
9	20.466	17.295	20.093	57.854
10	19.802	17.239	19.954	56.995
11	<b>19.531</b>	17.256	20.106	<b>56.893</b>
12	<b>19.490</b>	<b>17.206</b>	20.096	<b>56.792</b>
13	19.525	17.349	20.002	56.876
14	<b>19.423</b>	17.318	20.130	56.871
15	<b>19.399</b>	17.383	20.051	56.833

### X30 Junior

### Finale (FIN) Analyse des tours



























Pour information, sans valeur officielle

Tours	Secteur 1	Secteur 2	Secteur 3	Temps au tour	Tours	Secteur 1	Secteur 2	Secteur 3	Temps au tour	Tours	Secteur 1	Secteur 2	Secteur 3	Temps au tour
16	19.425	17.448	20.017	56.890	13	19.666	17.221	19.776	56.663	10	19.143	16.903	19.728	55.774
<b>N°154 ADAM Gabin</b>					14	19.682	17.319	19.833	56.834	11	19.132	16.904	19.746	55.782
1	<b>22.430</b>	<b>17.566</b>	<b>20.039</b>	<b>1:00.035</b>	15	19.950	17.374	19.915	57.239	12	19.171	16.934	19.764	55.869
2	<b>19.413</b>	<b>16.963</b>	<b>19.853</b>	<b>56.229</b>	16	19.707	17.342	20.040	57.089	13	19.161	16.910	19.780	55.851
3	19.713	17.037	20.349	57.099	<b>N°166 SMITH Joseph</b>					14	<b>19.092</b>	16.965	19.757	55.814
4	<b>19.358</b>	17.072	<b>19.736</b>	<b>56.166</b>	1	<b>20.415</b>	<b>17.009</b>	<b>19.705</b>	<b>57.129</b>	15	19.143	16.982	19.808	55.933
5	<b>19.271</b>	17.027	19.821	<b>56.119</b>	2	<b>19.500</b>	<b>16.953</b>	<b>19.688</b>	<b>56.141</b>	16	19.193	16.970	19.926	56.089
6	<b>19.207</b>	16.969	19.842	<b>56.018</b>	3	<b>19.143</b>	17.247	19.775	56.165	<b>N°194 BLANKESPOOR Mick</b>				
7	<b>19.203</b>	17.375	19.802	56.380	4	19.252	<b>16.913</b>	<b>19.609</b>	<b>55.774</b>	1	<b>22.472</b>	<b>17.423</b>	<b>20.405</b>	<b>1:00.300</b>
8	<b>19.168</b>	17.009	19.763	<b>55.940</b>	5	19.188	<b>16.863</b>	19.677	<b>55.728</b>	2	<b>19.825</b>	<b>17.392</b>	<b>19.969</b>	<b>57.186</b>
9	19.232	16.993	19.848	56.073	6	19.182	16.953	19.693	55.828	3	<b>19.809</b>	<b>17.283</b>	<b>19.851</b>	<b>56.943</b>
10	<b>19.117</b>	16.974	19.840	<b>55.931</b>	7	19.167	16.964	19.709	55.840	4	<b>19.217</b>	<b>16.935</b>	<b>19.761</b>	<b>55.913</b>
11	19.189	16.986	19.755	<b>55.930</b>	8	<b>19.121</b>	16.866	19.710	<b>55.697</b>	5	<b>19.214</b>	16.964	<b>19.750</b>	55.928
12	19.201	17.008	19.739	55.948	9	19.141	16.916	19.739	55.796	6	19.235	17.067	<b>19.731</b>	56.033
13	19.253	17.066	19.900	56.219	10	19.164	16.916	19.756	55.836	7	19.310	17.022	19.785	56.117
14	19.272	16.976	19.838	56.086	11	19.143	16.876	19.764	55.783	8	19.297	16.992	19.828	56.117
15	19.191	17.022	19.866	56.079	12	19.167	17.007	19.698	55.872	9	19.335	17.030	19.818	56.183
16	19.233	17.057	19.832	56.122	13	<b>19.106</b>	17.020	19.719	55.845	10	19.351	17.105	19.766	56.222
<b>N°164 GLUME Charly</b>					14	<b>19.091</b>	16.969	19.750	55.810	11	19.358	17.072	19.908	56.338
1	<b>21.944</b>	<b>17.351</b>	<b>19.866</b>	<b>59.161</b>	15	19.097	16.973	19.701	55.771	12	19.330	17.089	19.834	56.253
2	<b>19.382</b>	<b>17.008</b>	20.226	<b>56.616</b>	16	19.293	17.009	19.838	56.140	13	19.383	17.282	<b>19.718</b>	56.383
3	<b>19.182</b>	<b>16.996</b>	<b>19.649</b>	<b>55.827</b>	<b>N°178 SCHMITT Yanick</b>					14	19.377	17.144	20.241	56.762
4	<b>19.048</b>	<b>16.962</b>	<b>19.639</b>	<b>55.649</b>	1	<b>22.677</b>	<b>17.533</b>	<b>19.927</b>	<b>1:00.137</b>	15	19.303	17.118	20.000	56.421
5	19.072	<b>16.901</b>	19.705	55.678	2	<b>19.626</b>	<b>17.347</b>	20.078	<b>57.051</b>	16	<b>19.212</b>	16.992	19.984	56.188
6	19.213	16.978	19.712	55.903	3	19.843	17.367	20.096	57.306	<b>N°196 GILTAIRE Elyo</b>				
7	19.087	16.971	19.654	55.712	4	19.758	<b>17.164</b>	24.025	1:00.947	1	<b>23.510</b>	<b>18.245</b>	<b>20.129</b>	<b>1:01.884</b>
8	19.074	17.013	19.727	55.814	5	19.706	<b>17.079</b>	<b>19.713</b>	<b>56.498</b>	2	<b>19.658</b>	<b>17.395</b>	20.343	<b>57.396</b>
9	19.111	16.995	19.825	55.931	6	<b>19.284</b>	17.115	<b>19.613</b>	<b>56.012</b>	3	19.929	<b>17.163</b>	<b>19.852</b>	<b>56.944</b>
10	19.152	17.023	19.681	55.856	7	19.526	17.353	19.767	56.646					
11	19.235	17.084	19.673	55.992	8	19.735	17.336	19.766	56.837					
12	19.296	17.336	20.120	56.752	9	19.979	<b>17.048</b>	19.742	56.769					
13	19.852	17.059	19.688	56.599	10	19.494	17.156	19.842	56.492					
14	19.141	16.957	19.677	55.775	11	19.589	17.263	19.734	56.586					
15	19.125	17.046	19.762	55.933	12	19.885	17.246	19.780	56.911					
16	19.145	17.036	19.764	55.945	13	19.290	<b>17.004</b>	19.726	56.020					
<b>N°165 POECKES Olivier</b>					14	19.299	17.124	19.814	56.237					
1	<b>23.503</b>	<b>18.107</b>	<b>19.985</b>	<b>1:01.595</b>	15	19.428	17.063	19.675	56.166					
2	<b>19.787</b>	<b>17.412</b>	20.471	<b>57.670</b>	16	19.664	17.443	20.693	57.800					
3	<b>19.718</b>	<b>17.139</b>	20.305	<b>57.162</b>	<b>N°191 NOUGUEYREDE Clovis</b>									
4	20.084	17.442	20.053	57.579	1	<b>20.187</b>	<b>16.995</b>	<b>19.669</b>	<b>56.851</b>					
5	19.947	17.251	<b>19.738</b>	<b>56.936</b>	2	<b>19.367</b>	<b>16.947</b>	<b>19.645</b>	<b>55.959</b>					
6	19.798	17.168	19.907	<b>56.873</b>	3	19.488	17.025	19.781	56.294					
7	19.909	17.251	<b>19.708</b>	<b>56.868</b>	4	19.429	<b>16.907</b>	19.692	56.028					
8	19.851	17.227	19.967	57.045	5	<b>19.134</b>	<b>16.854</b>	19.705	<b>55.693</b>					
9	20.437	17.420	19.864	57.721	6	19.184	16.931	19.699	55.814					
10	<b>19.551</b>	17.195	19.817	<b>56.563</b>	7	<b>19.120</b>	<b>16.842</b>	19.749	55.711					
11	<b>19.488</b>	17.208	19.837	<b>56.533</b>	8	19.140	16.925	19.710	55.775					
12	19.528	17.311	20.008	56.847	9	19.124	16.938	19.711	55.773					

### X30 Junior

### Finale (FIN) Grille de départ

Sous réserve du contrôle technique ou d'incidents d'ordre sportif

108	PAPALIA Aurelio		13	121	PIQUION Hugues	
102	PESEL Senna		12	151	ESCHMANN Evan	
196	GILTAIRE Elyo		11	122	LISLE Cooper	
165	POECKES Olivier		10	178	SCHMITT Yanick	
107	PRUDENT Maxime		9	106	GONÇALVES Arthur	
148	MEUNIER Senna		8	194	BLANKESPOOR Mick	
154	ADAM Gabin		7	119	BLANCHEMAIN Maxime	
103	BAAS Roberto		6	195	MUNOZ Alexandre	
164	GLUME Charly		5	112	FANDOUX Yan	
100	KARRAS Philippe Armand		4	130	VERARD Yoann	
114	KARRAS Jean-Paul		3	115	DURAND Lino	
123	CORONEL Rocco		2	166	SMITH Joseph	
105	COMYN Louis		1	191	NOUGUEYREDE Clovis	

POLE POSITION



Départ : 03/09 - 10:55 16 Tours = 20.272 km

ISF MIRECOURT 01-03/09/2023

P. FARGUES - S. TERRASSE

Page 1 / 1

Apex Timing GoRacing 

[www.iameseriesfrance.com](http://www.iameseriesfrance.com)

