

Magny-Cours Cups

FFSA

Superkart

Final result Qualifying session

27 - 29 May 2023

Circuit Nevers de Magny-Cours - 4411 mtr.

Pos	Nbr	Name / Entrant	Car	Cls	PlC	Fastest	In	Gap	Diff	Laps	Km/h
1	1	Julien GOULLANCOURT FAST RIDE	ANDERSON DEA	Div1	1	1:41.160	3	1		6	156.98
2	65	Richard VAN DE NES RINIMA ENGINEERING	ANDERSON VM	Div1	2	1:42.438	3	1.278	1.278	9	155.02
3	4	Andrew GULLIFORD APEX ENGINEERING	ANDERSON VM	Div1	3	1:42.654	5	1.494	0.216	8	154.69
4	3	Jaime ZULETA KARTING PARADISE	MSKART VM	GEN	1	1:43.163	3	2.003	0.509	8	153.93
5	91	Johan LAMALLE JOLA COMPETITION	MSKART VM	Div1	4	1:43.690	2	2.530	0.527	8	153.15
6	28	Eric CONFALONIERI COYOT' ERC RACING	ANDERSON DEA	Div1	5	1:43.770	3	2.610	0.080	6	153.03
7	169	Jonathan DHAESE COYOT' ERC RACING	PVP DEA	Div1	6	1:43.814	5	2.654	0.044	7	152.96
8	10	Sven VAN DE WARDT KARTING PARADISE	MSKART VM	Div1	7	1:44.023	5	2.863	0.209	6	152.66
9	83	Cyril VAYSSIE KARTING PARADISE	MSKART VM	Div1	8	1:44.228	5	3.068	0.205	7	152.35
10	8	Léo KURSTJENS KARTING PARADISE	MSKART VM	GEN	2	1:44.365	8	3.205	0.137	8	152.15
11	64	Paul LOUVEAU DSS KART	MSKART VM	Div1	9	1:44.419	6	3.259	0.054	8	152.08
12	93	Ingvar BJERGE REDSPEED RACING	ANDERSON VM	GEN	3	1:44.536	5	3.376	0.117	8	151.91
13	66	Wout KURSTJENS KARTING PARADISE	MSKART VM	Div1	10	1:44.561	6	3.401	0.025	8	151.87
14	26	Juergen REINKE JR RACING TEAM	ANDERSON VM	GEN	4	1:44.692	3	3.532	0.131	6	151.68
15	59	Adrien GIRARD KARTING PARADISE	MSKART VM	Div1	11	1:44.928	4	3.768	0.236	5	151.34
16	77	Mickaël DUCHER PEPS RACE	ANDERSON VM	Div1	12	1:45.095	7	3.935	0.167	8	151.10
17	43	Olivier MEURENS DDK RACING	ANDERSON VM	Div1	13	1:46.060	5	4.900	0.965	8	149.72
18	23	Kévin RANOARIMANANA NY AINGA-EPICOM RACING TEAM	MSKART DEA	Div1	14	1:46.140	3	4.980	0.080	5	149.61
19	121	Jean Pierre MARLIERE MRT PERF	MSKART RUBIG-MRT	GEN	5	1:49.195	3	8.035	3.055	7	145.42
20	54	Judith VAN DER LINDE KARTING PARADISE	MSKART VM	Div1	15	1:49.648	5	8.488	0.453	7	144.82
21	46	Laurent CHAPEAU CLD	PVP DEA	GEN	6	1:51.122	5	9.962	1.474	6	142.90
22	51	Christiaan REIT PETERSMOTORENREVISIE	MSKART PVP	GEN	7	1:51.252	3	10.092	0.130	5	142.74
23	36	Miguel REDONDO KARTING PARADISE	MSKART VM	Div1	16	1:54.135	6	12.975	2.883	6	139.13
Not Qualified Qualification maxima (115% of 1:41.160) = 1:56.334											
24	14	Stéphane BRUEY MVSPERFORMANCE	PVP FPE	GEN		2:09.432	5	28.272	15.297	6	122.69
25	124	Christophe MARLIERE MRT PERF	MSKART RUBIG-MRT	Div1						2	0.00
26	20	John WEST WEST RACING	MSKART VM	GEN						1	0.00


Driver 54; please charge your transponder!

Fastest time : 1:41.160 in lap 3 by nbr. 1 : Julien GOULLANCOURT (ANDERSON)

Publication-time

Results: raceresults.nu

Timekeeping by : RSTime by Timeservice.nl

Président Super Kart 250 FFSA	Steward	Steward	Steward	
Jean-Christophe BOURLAT	Christine POYEN	Marie Anne COUVREUR		
Page 1 of 1				

Magny-Cours Cups

FFSA

Superkart

27 - 29 May 2023

Final result per class Qualifying session

Circuit Nevers de Magny-Cours - 4411mtr.

Division 1


Pos	Nbr	Name / Entrant	Car	Fastest	In	Gap	Diff	Laps	Km/h
1	1	Julien GOULLANCOURT FAST RIDE	ANDERSON DEA	1:41.160	3	1		6	156.98
2	65	Richard VAN DE NES RINIMA ENGINEERING	ANDERSON VM	1:42.438	3	1.278	1.278	9	155.02
3	4	Andrew GULLIFORD APEX ENGINEERING	ANDERSON VM	1:42.654	5	1.494	0.216	8	154.69
4	91	Johan LAMALLE JOLA COMPETITION	MSKART VM	1:43.690	2	2.530	1.036	8	153.15
5	28	Eric CONFALONIERI COYOT' ERC RACING	ANDERSON DEA	1:43.770	3	2.610	0.080	6	153.03
6	169	Jonathan DHAESE COYOT' ERC RACING	PVP DEA	1:43.814	5	2.654	0.044	7	152.96
7	10	Sven VAN DE WARDT KARTING PARADISE	MSKART VM	1:44.023	5	2.863	0.209	6	152.66
8	83	Cyril VAYSSIE KARTING PARADISE	MSKART VM	1:44.228	5	3.068	0.205	7	152.35
9	64	Paul LOUVEAU DSS KART	MSKART VM	1:44.419	6	3.259	0.191	8	152.08
10	66	Wout KURSTJENS KARTING PARADISE	MSKART VM	1:44.561	6	3.401	0.142	8	151.87
11	59	Adrien GIRARD KARTING PARADISE	MSKART VM	1:44.928	4	3.768	0.367	5	151.34
12	77	Mickaël DUCHER PEPS RACE	ANDERSON VM	1:45.095	7	3.935	0.167	8	151.10
13	43	Olivier MEURENS DDK RACING	ANDERSON VM	1:46.060	5	4.900	0.965	8	149.72
14	23	Kévin RANOARIMANANA NY AINGA-EPICOM RACING TEAM	MSKART DEA	1:46.140	3	4.980	0.080	5	149.61
15	54	Judith VAN DER LINDE KARTING PARADISE	MSKART VM	1:49.648	5	8.488	3.508	7	144.82
16	36	Miguel REDONDO KARTING PARADISE	MSKART VM	1:54.135	6	12.975	4.487	6	139.13
Not Qualified Qualification maxima (115% of 1:41.160) = 1:56.334									
DNC	124	Christophe MARLIERE MRT PERF	MSKART RUBIG-MRT					2	0.00

Fastest time : 1:41.160 in lap 3 by nbr. 1 : Julien GOULLANCOURT (ANDERSON)

Publication-time

Results: raceresults.nu

Timekeeping by : RSTime by Timeservice.nl

Président Super Kart 250 FFSA Jean-Christophe BOURLAT	Steward Christine POYEN	Steward Marie Anne COUVREUR	Steward	
Page 1 of 2				

Magny-Cours Cups

FFSA

Superkart

27 - 29 May 2023

Final result per class Qualifying session

Circuit Nevers de Magny-Cours - 4411mtr.

Gentleman

Pos	Nbr	Name / Entrant	Car	Fastest	In	Gap	Diff	Laps	Km/h
1	3	Jaime ZULETA KARTING PARADISE	MSKART VM	1:43.163	3			8	153.93
2	8	Léo KURSTJENS KARTING PARADISE	MSKART VM	1:44.365	8	1.202	1.202	8	152.15
3	93	Ingvar BJERGE REDSPEED RACING	ANDERSON VM	1:44.536	5	1.373	0.171	8	151.91
4	26	Juergen REINKE JR RACING TEAM	ANDERSON VM	1:44.692	3	1.529	0.156	6	151.68
5	121	Jean Pierre MARLIERE MRT PERF	MSKART RUBIG-MRT	1:49.195	3	6.032	4.503	7	145.42
6	46	Laurent CHAPEAU CLD	PVP DEA	1:51.122	5	7.959	1.927	6	142.90
7	51	Christiaan REIT PETERSMOTORENREVISIE	MSKART PVP	1:51.252	3	8.089	0.130	5	142.74
Not Qualified		Qualification maxima (115% of 1:41.160) = 1:56.334							
DNC	14	Stéphane BRUEY MVS PERFORMANCE	PVP FPE	2:09.432	5	26.269	18.180	6	122.69
DNC	20	John WEST WEST RACING	MSKART VM					1	0.00


Driver 54; please charge your transponder!

Fastest time : 1:41.160 in lap 3 by nbr. 1 : Julien GOULLANCOURT (ANDERSON)

Publication-time

Results: raceresults.nu

Timekeeping by : RSTime by Timeservice.nl

Président Super Kart 250 FFSA	Steward	Steward	Steward	
Jean-Christophe BOURLAT	Christine POYEN	Marie Anne COUVREUR		
Page 2 of 2				

Magny-Cours Cups FFSA

Superkart

27 - 29 May 2023

Laps and Sector Times - Qualifying session

Circuit Nevers de Magny-Cours - 4411mtr.

1 Julien GOULLANCOURT									ANDERSON DEA										
lap	Sect-1	Speed	Sect-2	Speed	Sect-3	Speed	TopSpeed	laptime	pit	lap	Sect-1	Speed	Sect-2	Speed	Sect-3	Speed	Topspeed	laptime	pit
1	Pit Out		41.952	136.4	32.533	136.3		1:53.734		4	30.815	185.6	39.164	146.2	Pit In		5400.0	1:41.508	
2	30.872	185.3	<u>38.833</u>	<u>147.4</u>	31.961	138.8	5400.0	1:41.666		5	Pit Out		40.289	142.1	33.686	131.7		6:32.338	
3	<u>30.435</u>	<u>188.0</u>	38.997	146.8	<u>31.728</u>	<u>139.8</u>	<u>5684.2</u>	<u>1:41.160</u>		6	30.666	186.5	39.734	144.1	33.006	134.4	5400.0	1:43.406	

3 Jaime ZULETA									MSKART VM										
lap	Sect-1	Speed	Sect-2	Speed	Sect-3	Speed	TopSpeed	laptime	pit	lap	Sect-1	Speed	Sect-2	Speed	Sect-3	Speed	Topspeed	laptime	pit
1	Pit Out		50.315	113.8	37.236	119.1		2:14.592		5	31.863	179.5	39.598	144.6	32.578	136.1	4320.0	1:44.039	
2	32.223	177.5	41.250	138.8	32.784	135.3	4695.7	1:46.257		6	31.780	180.0	<u>39.363</u>	<u>145.4</u>	32.299	137.3	4500.0	1:43.442	
3	31.624	180.9	39.402	145.3	<u>32.137</u>	<u>138.0</u>		<u>1:43.163</u>		7	33.263	172.0	40.345	141.9	33.440	132.6		1:47.048	
4	32.523	175.9	39.899	143.5	32.701	135.6	4695.7	1:45.123		8	31.483	181.7	39.760	144.0	33.087	134.0	<u>12000.0</u>	<u>1:44.330</u>	

4 Andrew GULLIFORD									ANDERSON VM										
lap	Sect-1	Speed	Sect-2	Speed	Sect-3	Speed	TopSpeed	laptime	pit	lap	Sect-1	Speed	Sect-2	Speed	Sect-3	Speed	Topspeed	laptime	pit
1	Pit Out		45.550	125.7	43.569	101.8		2:09.280		5	31.226	183.2	38.996	146.8	32.432	136.8	<u>5142.9</u>	<u>1:42.654</u>	
2	33.007	173.3	42.155	135.8	33.678	131.7	4695.7	1:48.840		6	<u>31.162</u>	<u>183.6</u>	<u>38.690</u>	<u>147.9</u>	32.916	134.7	4320.0	1:42.768	
3	31.616	180.9	39.127	146.3	32.409	136.9	4695.7	1:43.152		7	31.487	181.7	44.434	128.8	35.665	124.4	4153.8	1:51.586	
4	31.361	182.4	39.408	145.2	<u>32.256</u>	<u>137.5</u>	4909.1	1:43.025		8	31.780	180.0	42.811	133.7	37.858	117.2	4909.1	1:52.449	

8 Léo KURSTJENS									MSKART VM										
lap	Sect-1	Speed	Sect-2	Speed	Sect-3	Speed	TopSpeed	laptime	pit	lap	Sect-1	Speed	Sect-2	Speed	Sect-3	Speed	Topspeed	laptime	pit
1	Pit Out		44.636	128.2	34.280	129.4		1:58.223		5	32.255	177.3	39.898	143.5	<u>32.354</u>	<u>137.1</u>	4695.7	1:44.507	
2	33.293	171.8	41.153	139.1	34.084	130.1	4909.1	1:48.530		6	32.268	177.3	<u>39.512</u>	<u>144.9</u>	32.830	135.1	<u>6000.0</u>	1:44.610	
3	32.423	176.4	39.819	143.8	32.680	135.7	4695.7	1:44.922		7	32.408	176.5	40.432	141.6	32.640	135.9	5400.0	1:45.480	
4	33.780	169.3	40.173	142.5	32.762	135.4	4909.1	1:46.715		8	32.247	<u>177.4</u>	39.654	144.3	32.464	136.6	4153.8	<u>1:44.365</u>	

10 Sven VAN DE WARDT									MSKART VM										
lap	Sect-1	Speed	Sect-2	Speed	Sect-3	Speed	TopSpeed	laptime	pit	lap	Sect-1	Speed	Sect-2	Speed	Sect-3	Speed	Topspeed	laptime	pit
1	Pit Out		42.778	133.8	34.146	129.9		1:55.417		4	35.011	163.4	41.071	139.4	32.861	135.0	5684.2	1:48.943	
2					33.372	132.9	5684.2	1:46.892		5	<u>32.131</u>	<u>178.0</u>	39.435	145.2	<u>32.457</u>	<u>136.6</u>	5400.0	<u>1:44.023</u>	
3	32.755	174.6	40.153	142.6	32.840	135.1	5684.2	1:45.748		6	32.256	177.3	<u>39.215</u>	<u>146.0</u>	Pit In		<u>6000.0</u>	<u>1:44.143</u>	

14 Stéphane BRUEY									PVP FPE										
lap	Sect-1	Speed	Sect-2	Speed	Sect-3	Speed	TopSpeed	laptime	pit	lap	Sect-1	Speed	Sect-2	Speed	Sect-3	Speed	Topspeed	laptime	pit
1	Pit Out		1:06.843	85.6	53.275	83.3		3:01.633		4	41.791	136.9	<u>49.542</u>	<u>115.5</u>	43.018	103.1	4320.0	2:14.351	
2	50.619	113.0	57.612	99.4	47.286	93.8	2769.2	2:35.517		5	40.059	142.8	49.623	115.3	<u>39.750</u>	<u>111.6</u>	4695.7	<u>2:09.432</u>	
3	44.599	128.3	56.036	102.1	43.639	101.6	3724.1	2:24.274		6	39.542	<u>144.7</u>	54.022	106.0	42.849	103.5	4320.0	2:16.413	

20 John WEST									MSKART VM										
lap	Sect-1	Speed	Sect-2	Speed	Sect-3	Speed	TopSpeed	laptime	pit	lap	Sect-1	Speed	Sect-2	Speed	Sect-3	Speed	Topspeed	laptime	pit
1	Pit Out		<u>51.131</u>	<u>111.9</u>	<u>37.664</u>	<u>117.8</u>		2:07.228		2									

23 Kévin RANOARI MANANA									MSKART DEA										
lap	Sect-1	Speed	Sect-2	Speed	Sect-3	Speed	TopSpeed	laptime	pit	lap	Sect-1	Speed	Sect-2	Speed	Sect-3	Speed	Topspeed	laptime	pit
1	Pit Out		42.921	133.4	33.703	131.6		1:53.201		4	33.012	173.3	41.349	138.4	Pit In		4153.8	1:48.073	
2	<u>32.313</u>	<u>177.0</u>	40.661	140.8	34.780	127.5	<u>4500.0</u>	1:47.754		5	Pit Out		41.160	139.1	35.845	123.7		8:32.994	
3	32.383	176.6	<u>40.309</u>	<u>142.0</u>	<u>33.448</u>	<u>132.6</u>	<u>4500.0</u>	<u>1:46.140</u>		6									

26 Juergen REINKE									ANDERSON VM										
lap	Sect-1	Speed	Sect-2	Speed	Sect-3	Speed	TopSpeed	laptime	pit	lap	Sect-1	Speed	Sect-2	Speed	Sect-3	Speed	Topspeed	laptime	pit
1	Pit Out		50.642	113.0	36.755	120.7		2:16.241		4	<u>31.472</u>	<u>181.8</u>	40.833	140.2	33.500	132.4	5400.0	1:45.805	
2	32.274	177.2	40.669	140.7	33.365	132.9	5400.0	1:46.308		5	33.360	171.5	40.180	142.5	33.418	132.7	5400.0	1:46.958	
3	32.093	178.2	<u>39.882</u>	<u>143.5</u>	<u>32.717</u>	<u>135.6</u>	5142.9	<u>1:44.692</u>		6	31.590	181.1	40.185	142.4	Pit In		<u>5684.2</u>	<u>1:47.765</u>	

Magny-Cours Cups FFSA

Superkart

27 - 29 May 2023

Laps and Sector Times - Qualifying session

Circuit Nevers de Magny-Cours - 4411mtr.

28		Eric CONFALONERI							ANDERSON DEA										
lap	Sect-1	Speed	Sect-2	Speed	Sect-3	Speed	TopSpeed	laptime	pit	lap	Sect-1	Speed	Sect-2	Speed	Sect-3	Speed	Topspeed	laptime	pit
1	Pit Out		44.173	129.6	34.592	128.2		1:54.494		4	32.290	177.2	39.449	145.1	32.712	135.6	4000.0	1:44.451	
2	32.230	177.5	39.992	143.1	34.838	127.3	4000.0	1:47.060		5	32.218	177.6	<u>39.073</u>	<u>146.5</u>	34.443	128.8	4000.0	1:45.734	
3	<u>31.829</u>	<u>179.7</u>	39.425	145.2	<u>32.516</u>	<u>136.4</u>	<u>4153.8</u>	<u>1:43.770</u>		6	33.085	172.9	40.467	141.4	Pit In		3724.1	1:48.772	

36		Miguel REDONDO							MSKART VM										
lap	Sect-1	Speed	Sect-2	Speed	Sect-3	Speed	TopSpeed	laptime	pit	lap	Sect-1	Speed	Sect-2	Speed	Sect-3	Speed	Topspeed	laptime	pit
1	Pit Out		56.407	101.5	42.650	104.0		2:32.449		4	35.665	160.4	43.822	130.6	39.526	112.2	<u>4320.0</u>	1:59.013	
2	37.726	151.6	47.921	119.4	37.671	117.7	4000.0	2:03.318		5	35.033	163.3	43.149	132.7	39.190	113.2	4153.8	1:57.372	
3	35.336	161.9	43.679	131.0	<u>36.329</u>	<u>122.1</u>	4153.8	1:55.344		6	35.138	162.8	42.581	134.4	36.416	121.8	4000.0	<u>1:54.135</u>	

43		Olivier MEURENS							ANDERSON VM										
lap	Sect-1	Speed	Sect-2	Speed	Sect-3	Speed	TopSpeed	laptime	pit	lap	Sect-1	Speed	Sect-2	Speed	Sect-3	Speed	Topspeed	laptime	pit
1	Pit Out		44.584	128.4	36.445	121.7		2:03.821		5	32.514	175.9	40.330	141.9	33.216	133.5	<u>4909.1</u>	<u>1:46.060</u>	
2	33.825	169.1	41.448	138.1	33.601	132.0	4500.0	1:48.874		6	32.560	175.7	40.961	139.7	<u>33.086</u>	<u>134.1</u>	<u>4909.1</u>	1:46.607	
3	33.192	172.3	40.892	140.0	33.472	132.5	4320.0	1:47.556		7	<u>32.439</u>	<u>176.3</u>	<u>40.230</u>	<u>142.3</u>	33.613	132.0	4320.0	1:46.282	
4	32.553	175.7	41.235	138.8	33.284	133.3	4695.7	1:47.072		8	32.849	174.1	40.661	140.8	Pit In		4320.0	<u>1:51.080</u>	

46		Laurent CHAPEAU							PVP DEA										
lap	Sect-1	Speed	Sect-2	Speed	Sect-3	Speed	TopSpeed	laptime	pit	lap	Sect-1	Speed	Sect-2	Speed	Sect-3	Speed	Topspeed	laptime	pit
1	Pit Out		59.216	96.7	41.518	106.8		2:38.383		4	34.815	164.3	<u>42.015</u>	<u>136.2</u>	34.806	127.4	5142.9	1:51.636	
2	39.065	146.4	42.821	133.7	40.160	110.4	4000.0	2:02.046		5	<u>33.969</u>	<u>168.4</u>	42.858	133.6	<u>34.295</u>	<u>129.3</u>	<u>5400.0</u>	<u>1:51.122</u>	
3	35.519	161.1	42.321	135.3	34.953	126.9	4153.8	1:52.793		6	37.402	152.9	52.079	109.9	Pit In		<u>5400.0</u>	<u>2:09.527</u>	

51		Christiaan REIT							MSKART PVP										
lap	Sect-1	Speed	Sect-2	Speed	Sect-3	Speed	TopSpeed	laptime	pit	lap	Sect-1	Speed	Sect-2	Speed	Sect-3	Speed	Topspeed	laptime	pit
1	Pit Out		43.811	130.7	39.694	111.7		2:11.122		4	35.883	159.4	<u>41.450</u>	<u>138.1</u>	35.778	124.0	4909.1	1:53.111	
2	34.502	165.8	42.734	133.9	35.206	126.0	4695.7	1:52.442		5	34.973	163.6	42.684	134.1	Pit In		<u>5142.9</u>	<u>1:56.310</u>	
3	<u>33.835</u>	<u>169.1</u>	42.380	135.1	<u>35.037</u>	<u>126.6</u>	<u>5142.9</u>	<u>1:51.252</u>		6									

54		Judith VAN DER LINDE							MSKART VM										
lap	Sect-1	Speed	Sect-2	Speed	Sect-3	Speed	TopSpeed	laptime	pit	lap	Sect-1	Speed	Sect-2	Speed	Sect-3	Speed	Topspeed	laptime	pit
1	Pit Out		51.075	112.1	38.363	115.6		2:20.605		5	34.402	166.3	<u>41.064</u>	<u>139.4</u>	<u>34.182</u>	<u>129.8</u>	4695.7	<u>1:49.648</u>	
2	35.062	163.2	43.618	131.2	34.686	127.9	3857.1	1:53.366		6	34.249	167.0	42.136	135.8	36.190	122.6	4320.0	1:52.575	
3	<u>34.052</u>	<u>168.0</u>	41.535	137.8	34.513	128.5	4695.7	1:50.100		7	34.367	166.5	42.570	134.5	34.808	127.4	<u>5684.2</u>	<u>1:51.745</u>	
4	34.407	166.3	42.629	134.3	35.449	125.1	4909.1	1:52.485		8									

59		Adrien GIRARD							MSKART VM										
lap	Sect-1	Speed	Sect-2	Speed	Sect-3	Speed	TopSpeed	laptime	pit	lap	Sect-1	Speed	Sect-2	Speed	Sect-3	Speed	Topspeed	laptime	pit
1	Pit Out		46.347	123.5	36.047	123.0		2:01.836		4	32.312	177.0	<u>39.612</u>	<u>144.5</u>	<u>33.004</u>	<u>134.4</u>	<u>4695.7</u>	<u>1:44.928</u>	
2	32.845	174.2	41.030	139.5	33.043	134.2	4153.8	1:46.918		5	41.897	136.5	51.570	111.0	Pit In		4320.0	2:15.389	
3	<u>32.226</u>	<u>177.5</u>	40.240	142.2	33.414	132.7	4500.0	1:45.880		6									

64		Paul LOUVEAU							MSKART VM										
lap	Sect-1	Speed	Sect-2	Speed	Sect-3	Speed	TopSpeed	laptime	pit	lap	Sect-1	Speed	Sect-2	Speed	Sect-3	Speed	Topspeed	laptime	pit
1	Pit Out		47.515	120.5	33.929	130.7		2:02.652		5	<u>32.223</u>	<u>177.5</u>	<u>39.441</u>	<u>145.1</u>	33.696	131.6	3857.1	1:45.360	
2	33.020	173.2	41.382	138.3	34.877	127.2	4320.0	1:49.279		6	32.309	177.1	39.523	144.8	32.587	136.1	4320.0	<u>1:44.419</u>	
3	32.325	177.0	40.722	140.6	33.915	130.8	4320.0	1:46.962		7	32.965	173.5	39.953	143.3	<u>32.483</u>	<u>136.5</u>	4153.8	1:45.401	
4	32.462	176.2	41.014	139.6	32.760	135.4	<u>4500.0</u>	1:46.236		8	33.001	173.3	39.504	144.9	Pit In		4153.8	1:48.300	

Magny-Cours Cups FFSA

Superkart

27 - 29 May 2023

Laps and Sector Times - Qualifying session

Circuit Nevers de Magny-Cours - 4411mtr.

65 Richard VAN DE NES										ANDERSON VM									
lap	Sect-1	Speed	Sect-2	Speed	Sect-3	Speed	TopSpeed	laptime	pit	lap	Sect-1	Speed	Sect-2	Speed	Sect-3	Speed	Topspeed	laptime	pit
1	Pit Out		43.273	132.3	33.362	132.9		1:53.415		6	31.527	181.4	39.034	146.6	<u>32.049</u>	<u>138.4</u>	3483.9	1:42.610	
2	31.402	182.2	39.126	146.3	32.368	137.0	4909.1	1:42.896		7	31.310	182.7	39.457	145.1	32.510	136.4	4695.7	1:43.277	
3	31.327	182.6	<u>38.913</u>	<u>147.1</u>	32.198	137.7	4909.1	<u>1:42.438</u>		8	31.645	180.8	39.909	143.4	32.639	135.9	3724.1	1:44.193	
4	<u>31.278</u>	<u>182.9</u>	38.928	147.0	32.586	136.1	<u>5142.9</u>	1:42.792		9	31.457	181.8	39.353	145.5	38.301	115.8	4695.7	1:49.111	
5	31.797	179.9	39.136	146.3	33.546	132.2	4500.0	1:44.479		10									

66 Wout KURSTJENS										MSKART VM									
lap	Sect-1	Speed	Sect-2	Speed	Sect-3	Speed	TopSpeed	laptime	pit	lap	Sect-1	Speed	Sect-2	Speed	Sect-3	Speed	Topspeed	laptime	pit
1	Pit Out		43.240	132.4	34.270	129.4		1:57.187		5	33.684	169.8	42.174	135.7	32.954	134.6	4909.1	1:48.812	
2	32.632	175.3	41.236	138.8	33.792	131.3	5142.9	1:47.660		6	32.208	177.6	40.009	143.1	<u>32.344</u>	<u>137.1</u>	<u>6000.0</u>	<u>1:44.561</u>	
3	32.380	176.7	41.340	138.5	33.561	132.2	4909.1	1:47.281		7	<u>31.891</u>	<u>179.4</u>	41.659	137.4	32.952	134.6	5400.0	1:46.502	
4	32.678	175.1	40.280	142.1	32.643	135.9	5400.0	1:45.601		8	31.983	178.9	<u>39.772</u>	<u>143.9</u>	33.216	133.5	5400.0	1:44.971	

77 Mickaël DUCHER										ANDERSON VM									
lap	Sect-1	Speed	Sect-2	Speed	Sect-3	Speed	TopSpeed	laptime	pit	lap	Sect-1	Speed	Sect-2	Speed	Sect-3	Speed	Topspeed	laptime	pit
1	Pit Out		42.762	133.9	33.733	131.5		1:52.321		5	31.856	179.6	40.021	143.0	33.532	132.3	<u>5142.9</u>	1:45.409	
2	31.931	179.1	40.529	141.2	33.559	132.2	<u>5142.9</u>	1:46.019		6	<u>31.837</u>	<u>179.7</u>	39.860	143.6	34.236	129.5	<u>5142.9</u>	1:45.933	
3	32.054	178.5	45.206	126.6	34.491	128.6	4500.0	1:51.751		7	32.259	177.3	<u>39.665</u>	<u>144.3</u>	33.171	133.7	4909.1	<u>1:45.095</u>	
4	32.042	178.5	40.347	141.9	<u>32.896</u>	<u>134.8</u>	4695.7	1:45.285		8	32.002	178.8	40.515	141.3	Pit In		<u>5142.9</u>	<u>1:48.110</u>	

83 Cyril VAYSSIE										MSKART VM									
lap	Sect-1	Speed	Sect-2	Speed	Sect-3	Speed	TopSpeed	laptime	pit	lap	Sect-1	Speed	Sect-2	Speed	Sect-3	Speed	Topspeed	laptime	pit
1	Pit Out		44.977	127.3	35.084	126.4		2:01.375		5	31.935	179.1	<u>39.590</u>	<u>144.6</u>	32.703	135.6	4500.0	<u>1:44.228</u>	
2	32.031	178.6	42.475	134.8	33.069	134.1	4320.0	1:47.575		6	32.193	177.7	39.693	144.2	<u>32.448</u>	<u>136.7</u>	5400.0	1:44.334	
3	<u>31.702</u>	<u>180.4</u>	45.252	126.5	33.184	133.7	4153.8	1:50.138		7	32.036	178.6	39.758	144.0	32.724	135.5	3857.1	1:44.518	
4	32.017	178.7	39.738	144.0	32.534	136.3	3176.5	1:44.289		8									

91 Johan LAMALLE										MSKART VM									
lap	Sect-1	Speed	Sect-2	Speed	Sect-3	Speed	TopSpeed	laptime	pit	lap	Sect-1	Speed	Sect-2	Speed	Sect-3	Speed	Topspeed	laptime	pit
1	Pit Out		42.535	134.6	34.129	130.0		1:56.856		5	31.884	179.4	39.555	144.7	32.371	137.0	4909.1	1:43.810	
2	<u>31.548</u>	<u>181.3</u>	<u>39.461</u>	<u>145.1</u>	32.681	135.7	<u>5400.0</u>	<u>1:43.690</u>		6	31.651	180.7	39.893	143.5	33.850	131.0	5142.9	1:45.394	
3	32.604	175.5	39.550	144.7	32.606	136.0	5142.9	1:44.760		7	32.036	178.6	39.832	143.7	33.119	133.9	5142.9	1:44.987	
4	31.986	178.8	39.698	144.2	<u>32.337</u>	<u>137.2</u>	4909.1	1:44.021		8	31.992	178.8	40.098	142.8	Pit In		4909.1	1:46.657	

93 Ingvar BJERGE										ANDERSON VM									
lap	Sect-1	Speed	Sect-2	Speed	Sect-3	Speed	TopSpeed	laptime	pit	lap	Sect-1	Speed	Sect-2	Speed	Sect-3	Speed	Topspeed	laptime	pit
1	Pit Out		45.786	125.0	34.783	127.5		1:59.730		5	<u>31.680</u>	<u>180.6</u>	39.911	143.4	32.945	134.6	4909.1	<u>1:44.536</u>	
2	32.630	175.3	40.380	141.8	33.568	132.1	<u>7200.0</u>	1:46.578		6	32.395	176.6	41.660	137.4	32.963	134.6	3857.1	1:47.018	
3	32.140	178.0	40.794	140.3	33.058	134.2	5684.2	1:45.992		7	32.701	174.9	40.860	140.1	Pit In		6750.0	1:51.434	
4	32.116	178.1	<u>39.820</u>	<u>143.7</u>	<u>32.654</u>	<u>135.8</u>	4695.7	1:44.590		8	Pit Out		40.898	140.0	Pit In			3:04.619	

121 Jean Pierre MARLI ERE										MSKART RUBIG-MRT									
lap	Sect-1	Speed	Sect-2	Speed	Sect-3	Speed	TopSpeed	laptime	pit	lap	Sect-1	Speed	Sect-2	Speed	Sect-3	Speed	Topspeed	laptime	pit
1	Pit Out		45.721	125.2	36.102	122.9		2:03.443		5	34.811	164.3	41.974	136.4	34.465	128.7	4909.1	1:51.250	
2	35.595	160.7	44.681	128.1	34.580	128.3	4909.1	1:54.856		6	34.425	166.2	41.404	138.2	<u>33.587</u>	<u>132.1</u>	4500.0	1:49.416	
3	33.861	168.9	<u>41.291</u>	<u>138.6</u>	34.043	130.3	4909.1	<u>1:49.195</u>		7	33.578	170.4	41.460	138.1	50.867	87.2	<u>5142.9</u>	2:05.905	
4	<u>33.431</u>	<u>171.1</u>	2:35.153	36.9	38.979	113.8	4695.7	3:47.563		8									

124 Christophe MARLI ERE										MSKART RUBIG-MRT									
lap	Sect-1	Speed	Sect-2	Speed	Sect-3	Speed	TopSpeed	laptime	pit	lap	Sect-1	Speed	Sect-2	Speed	Sect-3	Speed	Topspeed	laptime	pit
1	Pit Out		2:09.921	44.1	<u>58.438</u>	<u>75.9</u>		4:45.114		2	<u>53.031</u>	<u>107.9</u>	<u>1:14.651</u>	<u>76.7</u>	Pit In		<u>4153.8</u>	3:10.185	

Magny-Cours Cups FFSA

Superkart

27 - 29 May 2023

Laps and Sector Times - Qualifying session

Circuit Nevers de Magny-Cours - 4411mtr.

169 Jonathan DHAESE										PVP DEA									
lap	Sect-1	Speed	Sect-2	Speed	Sect-3	Speed	TopSpeed	laptime	pit	lap	Sect-1	Speed	Sect-2	Speed	Sect-3	Speed	Topspeed	laptime	pit
1	Pit Out		42.245	135.5	33.885	130.9		1:52.551		5	<u>31.700</u>	<u>180.5</u>	<u>39.126</u>	<u>146.3</u>	32.988	134.4	4695.7	<u>1:43.814</u>	
2	32.058	178.4	40.526	141.2	34.515	128.5	<u>4909.1</u>	1:47.099		6	32.246	177.4	40.659	140.8	Pit In		4320.0	1:46.848	
3	32.124	178.1	40.482	141.4	33.040	134.2	4153.8	1:45.646		7	Pit Out		40.636	140.9	38.465	115.3		4:39.290	
4	32.355	176.8	39.336	145.5	<u>32.416</u>	<u>136.8</u>	4500.0	1:44.107		8									

Magny-Cours Cups FFSA

Superkart

27 - 29 May 2023

Laptimes - Qualifying session

Circuit Nevers de Magny-Cours - 4411mtr.

Nbr	Name / Team name	1	2	3	4	5	6	7	8	9	10	11	12	13	14	15
1	Julien GOULLANCOURT	1:53.734	1:41.666	1:41.160	1:41.508	6:32.338	1:43.406									
3	Jaime ZULETA	2:14.592	1:46.257	1:43.163	1:45.123	1:44.039	1:43.442	1:47.048	1:44.330							
4	Andrew GULLIFORD	2:09.280	1:48.840	1:43.152	1:43.025	1:42.654	1:42.768	1:51.586	1:52.449							
8	Léo KURSTJENS	1:58.223	1:48.530	1:44.922	1:46.715	1:44.507	1:44.610	1:45.480								
10	Sven VAN DE WARDT	1:55.417	1:46.892	1:45.748	1:48.943	1:44.023	1:44.143									
14	Stéphane BRUEY	3:01.633	2:35.517	2:24.274	2:14.351	2:09.432	2:16.413									
20	John WEST	2:07.228														
23	Kévin RANOARIMANANA	1:53.201	1:47.754	1:46.140	1:48.073	8:32.994										
26	Juergen REINKE	2:16.241	1:46.308	1:44.692	1:45.805	1:46.958	1:47.765									
28	Eric CONFALONIERI	1:54.494	1:47.060	1:43.770	1:44.451	1:45.734	1:48.772									
36	Miguel REDONDO	2:32.449	2:03.318	1:55.344	1:59.013	1:57.372	1:54.135									
43	Olivier MEURENS	2:03.821	1:48.874	1:47.556	1:47.072	1:46.060	1:46.607	1:46.282	1:51.080							
46	Laurent CHAPEAU	2:38.383	2:02.046	1:52.793	1:51.636	1:51.122	2:09.527									
51	Christiaan REIT	2:11.122	1:52.442	1:51.252	1:53.111	1:56.310										
54	Judith VAN DER LINDE	2:20.605	1:53.366	1:50.100	1:52.485	1:49.648	1:52.575	1:51.745								
59	Adrien GIRARD	2:01.836	1:46.918	1:45.880	1:44.928	2:15.389										
64	Paul LOUVEAU	2:02.652	1:49.279	1:46.962	1:46.236	1:45.360	1:44.419	1:45.401	1:48.300							
65	Richard VAN DE NES	1:53.415	1:42.896	1:42.438	1:42.792	1:44.479	1:42.610	1:43.277	1:44.193	1:49.111						
66	Wout KURSTJENS	1:57.187	1:47.660	1:47.281	1:45.601	1:48.812	1:44.561	1:46.502	1:44.971							
77	Mickaël DUCHER	1:52.321	1:46.019	1:51.751	1:45.285	1:45.409	1:45.933	1:45.095	1:48.110							
83	Cyril VAYSSIE	2:01.375	1:47.575	1:50.138	1:44.289	1:44.228	1:44.334	1:44.518								
91	Johan LAMALLE	1:56.856	1:43.690	1:44.760	1:44.021	1:43.810	1:45.394	1:44.987	1:46.657							
93	Ingvor BJERGE	1:59.730	1:46.578	1:45.992	1:44.590	1:44.536	1:47.018	1:51.434	3:04.619							
121	Jean Pierre MARLIERE	2:03.443	1:54.856	1:49.195	3:47.563	1:51.250	1:49.416	2:05.905								
124	Christophe MARLIERE	4:45.114	3:10.185													
169	Jonathan DHAESE	1:52.551	1:47.099	1:45.646	1:44.107	1:43.814	1:46.848	4:39.290								

Magny-Cours Cups FFSA

Superkart

Sector analyse - Qualifying session

27 - 29 May 2023

Circuit Nevers de Magny-Cours - 4411mtr.

Pos	Nbr	Name / Team name	Sector 1			Sector 2			Sector 3			theoretical best	Actual best	In
			time	Lap	pos	time	Lap	pos	time	Lap	pos			
1	1	Julien GOULLANCOURT	30.435	3	1	38.833	2	2	31.728	3	1	1:40.996	1:41.160	3
2	65	Richard VAN DE NES	31.278	4	3	38.913	3	3	32.049	6	2	1:42.240	1:42.438	3
3	4	Andrew GULLIFORD	31.162	6	2	38.690	6	1	32.256	4	4	1:42.108	1:42.654	5
4	3	Jaime ZULETA	31.299	9	4	39.363	6	7	32.137	3	3	1:42.799	1:43.163	3
5	91	Johan LAMALLE	31.548	2	6	39.461	2	9	32.337	4	5	1:43.346	1:43.690	2
6	28	Eric CONFALONIERI	31.829	3	10	39.073	5	4	32.516	3	12	1:43.418	1:43.770	3
7	169	Jonathan DHAESE	31.700	5	8	39.126	5	5	32.416	4	8	1:43.242	1:43.814	5
8	10	Sven VAN DE WARDT	32.131	5	13	39.215	6	6	32.457	5	10	1:43.803	1:44.023	5
9	83	Cyril VAYSSIE	31.702	3	9	39.590	5	11	32.448	6	9	1:43.740	1:44.228	5
10	8	Léo KURSTJENS	32.240	9	16	39.512	6	10	32.354	5	7	1:44.106	1:44.365	8
11	64	Paul LOUVEAU	32.223	5	14	39.441	5	8	32.483	7	11	1:44.147	1:44.419	6
12	93	Ingvar BJERGE	31.680	5	7	39.820	4	15	32.654	4	13	1:44.154	1:44.536	5
13	66	Wout KURSTJENS	31.891	7	12	39.772	8	14	32.344	6	6	1:44.007	1:44.561	6
14	26	Juergen REINKE	31.472	4	5	39.882	3	16	32.717	3	14	1:44.071	1:44.692	3
15	59	Adrien GIRARD	32.226	3	15	39.612	4	12	33.004	4	16	1:44.842	1:44.928	4
16	77	Mic kaël DUCHER	31.837	6	11	39.665	7	13	32.896	4	15	1:44.398	1:45.095	7
17	43	Olivier MEURENS	32.439	7	18	40.230	7	17	33.086	6	17	1:45.755	1:46.060	5
18	23	Kévin RANOARIMANANA	32.313	2	17	40.309	3	18	33.448	3	18	1:46.070	1:46.140	3
19	121	Jean Pierre MARLIERE	33.431	4	19	41.291	3	20	33.587	6	19	1:48.309	1:49.195	3
20	54	Judith VAN DER LINDE	34.052	3	22	41.064	5	19	34.182	5	20	1:49.298	1:49.648	5
21	46	Laurent CHAPEAU	33.969	5	21	42.015	4	23	34.295	5	21	1:50.279	1:51.122	5
22	51	Christiaan REIT	33.835	3	20	41.450	4	21	35.037	3	22	1:50.322	1:51.252	3
23	36	Miguel REDONDO	34.385	7	23	41.831	7	22	36.329	3	23	1:52.545	1:54.135	6
24	14	Stéphane BRUEY	39.538	7	24	49.542	4	24	39.750	5	25	2:08.830	2:09.432	5
25	124	Christophe MARLIERE	53.031	2	25	1:14.651	2	26	58.438	1	26	3:06.120		
26	20	John WEST				51.131	1	25	37.664	1	24			

Magny-Cours Cups

FFSA

Heat name : Superkart - Qualifying session
 Heat Date : 27 May 2023
 Track name : Circuit Nevers de Magny-Cours - 4411 mtr.

Participants Started : 26	Participants Classified : 23
Participants Finished : 0	Participants Not Classified : 4
Participants Not Finished : 26	

Green flag at : 15:55:00	Heat recording start time : 15:50:57
Finish flag waved at :	Heat recording end time : 16:13:57
Total time under Green : 16:33	Total of All Laps in Heat : 169
Number of cautions : 0	Total time under Yellow : 00:00:00
Number of code-60's : 0	Total time under Code-60 : 00:00:00

Best Lap time history during the Heat

#	Nbr	lap time	in lap	Name	Car	time of day
1	1	1:41.666	2	Julien GOULLANCOURT	ANDERSON DEA	15:59:07
2	1	1:41.160	3	Julien GOULLANCOURT	ANDERSON DEA	16:00:48

Summary of best laptimes per class

Nbr	Name / Team name	Car	Cls	Fastest Laptime	In	Speed
1	Julien GOULLANCOURT	ANDERSON DEA	Div 1	1:41.160	3	156.98
3	Jaime ZULETA	MSKART VM	GEN	1:43.163	3	153.93