

Senior

Finale B (FINB)

Document 29 OFFICIEL

Résultats

Sous réserve du contrôle technique ou d'incidents d'ordre sportif

Clt	N°	Pilote	Nation	Team	Tours	Ecart	Interv.	Meilleur tour	Pénalité	Statut
1 ▲2	334	GELEY Maxime		GLP	12			51.100		
2 ▼1	261	HABRANT Mathilde		Victory Lane	12	0.922	0.922	51.087		Féminine
3 ▲4	261	JOHNS Benjamin		pbkart	12	2.335	1.413	51.012		
4 ▲5	260	MORANO Luciano		DADD	12	3.644	1.309	50.833		
5 ▼1	263	GIRARD Ingrid		Tendance Kart	12	5.658	2.014	51.290		Féminine
6 ▼4	239	GUILLOU Martin		NJC	12	6.677	1.019	51.310		
7 ▲10	358	LO PICCOLO Marc		Victory Lane	12	8.423	1.746	51.085		
8 ▲2	262	RONVEAUX Patrick		GLP	12	8.764	0.341	51.304		
9 ▲6	202	DORLAND Paul		ASK ROSNY 93	12	9.156	0.392	51.099		Yes
10 ▼2	222	KADHI Alexandre		KADHI	12	9.832	0.676	51.465		
11 ▲3	331	MORILLON Lucas		pbkart	12	11.632	1.800	51.265		
12 ▼7	364	DECKERS Dylano		Delre Racing Team	12	13.509	1.877	51.258		
13 ▼1	203	JEROME Paul		ASK ROSNY 93	12	13.845	0.336	51.130		Yes
14 ▲9	370	VALLEE Hugo		ATKART	12	14.981	1.136	51.614		
15 ▲7	264	MULLER Dominique		TD Official Racing Team	12	16.432	1.451	51.496		
16 ▼5	254	DUBOIS Nolan		KBK COMPETITION	12	18.337	1.905	51.452	+5.000	
17 ▼11	359	DE WIT Faust		CASTELLET KART RACING	0	12 Tours	12 Tours			
18 ▼5	319	HEGY Luca		Diamond Racing Team	0	12 Tours	2.596			
19 ▼3	258	VEDEL Sheïlys		Private	0	12 Tours				Féminine
20=	344	DIENER Matteo		Mrcing	0	12 Tours	2.676			

N°254 DUBOIS Nolan : 5 secondes - Mauvaise position du carenage avant

Non classés

246	PUJOL Noam		RP KART	0	Abandon					
229	TELLIER Lina		ATKART		Non partant					Féminine
323	DAPOIGNY Quentin		Private		Non partant					

Tête de course : N°261 HABRANT Mathilde (1-1) / N°334 GELEY Maxime (2-12)

Départ : 04/06 - 11:56:00 / Arrivée : 12:06:18 / Fin : 12:06:34

Meilleur tour : N°260 MORANO Luciano 50.833 84.98 km/h

Météo : Soleil Air : 23°C Piste : Sèche

Record de l'épreuve : N°227 WEISENBURGER Pacôme 50.270 85.94 km/h

N°260 03:00 Tour 3

Chronométrateur Président du Collège

IAME SERIES ANGERVILLE 02-04/06/2023

Page 1 / 1

P. FARGUES - S. TERRASSE

Apex Timing GoRacing

www.iameseriesfrance.com



Senior

Finale B (FINB)

Tableau des tours

Pour information, sans valeur officielle

	1	2	3	4	5	6	7	8	9	10	11	12	13	14	15	16	17	18	19	20	21	22	23
Grille	261	239	334	263	364	359	256	222	260	262	254	203	319	331	202	258	358	323	246	344	229	264	370
Départ	261	334	239	263	364	222	262	256	203	260	331	254	319	344	202	264	358	370					
Tour 1 <small>Intervalle</small>	261	334 0.1	263 1.2	222 0.2	256 0.0	239 0.3	364 0.0	262 0.4	260 0.0	203 0.3	331 0.3	358 0.4	254 0.3	264 0.1	370 0.1	202 0.9							
Tour 2	334	261 0.1	263 1.6	256 0.1	222 0.2	239 0.3	260 0.6	262 0.4	364 0.3	358 0.2	254 0.3	331 0.2	202 0.6	370 0.2	203 0.4	264 2.4							
Tour 3	334	261 0.2	256 1.8	263 0.3	239 0.5	222 0.0	260 0.0	262 0.7	254 2.4	358 0.1	364 0.4	202 0.1	331 0.2	370 0.1	203 0.0	264 2.3							
Tour 4	334	261 0.4	256 1.7	263 0.6	239 0.7	260 0.1	222 0.3	262 0.3	358 2.7	254 0.1	202 0.1	331 0.5	364 0.1	203 0.1	370 0.4	264 1.9							
Tour 5	334	261 0.5	256 1.8	263 0.8	260 0.8	239 0.3	222 0.3	262 0.1	358 2.5	202 0.6	254 1.2	364 0.0	331 0.1	370 0.1	203 0.0	264 2.0							
Tour 6	334	261 0.7	256 1.8	263 1.2	260 0.4	239 0.5	262 1.7	222 0.2	358 0.9	202 0.5	254 1.7	331 0.2	370 0.2	364 0.1	203 0.1	264 1.7							
Tour 7	334	261 0.7	256 1.5	263 1.6	260 0.2	239 0.7	262 1.7	222 0.3	358 0.6	202 0.6	254 1.8	331 0.1	370 0.5	364 0.3	203 0.1	264 1.9							
Tour 8	334	261 0.8	256 1.4	260 2.0	263 0.3	239 0.8	262 1.5	222 0.5	358 0.1	202 0.7	331 2.4	254 0.6	370 0.2	364 0.2	203 0.1	264 1.8							
Tour 9	334	261 0.8	256 1.6	260 1.7	263 0.6	239 0.9	262 1.4	358 0.5	222 0.3	202 0.4	331 2.3	254 0.7	370 0.5	364 0.1	203 0.0	264 2.2							
Tour 10	334	261 0.8	256 1.5	260 1.6	263 0.9	239 1.2	262 1.1	358 0.4	222 0.6	202 0.1	331 2.4	254 1.0	364 0.7	370 0.4	203 0.0	264 1.9							
Tour 11	334	261 0.7	256 1.4	260 1.4	263 1.6	239 1.1	262 1.2	358 0.1	202 1.2	222 0.1	331 2.0	254 1.3	364 0.4	203 0.7	370 0.6	264 1.3							
Tour 12	334	261 0.9	256 1.4	260 1.3	263 2.0	239 1.0	358 1.7	262 0.3	202 0.3	222 0.6	331 1.8	254 1.7	364 0.1	203 0.3	370 1.1	264 1.4							

Senior

Finale B (FINB)
Analyse des tours

Pour information, sans valeur officielle

Tours	Secteur 1	Secteur 2	Secteur 3	Temps au tour	Tours	Secteur 1	Secteur 2	Secteur 3	Temps au tour	Tours	Secteur 1	Secteur 2	Secteur 3	Temps au tour
N°202 DORLAND Paul					N°254 DUBOIS Nolan					N°262 RONVEAUX Patrick				
1	21.056	16.649	18.599	56.304	9	16.584	16.287	18.645	51.516	5	16.523	16.250	18.510	51.283
2	16.609	16.563	18.884	52.056	10	16.637	16.294	18.629	51.560	6	16.473	16.235	18.572	51.280
3	16.659	17.240	19.006	52.905	11	16.472	16.269	18.646	51.387	7	16.503	16.270	18.552	51.325
4	16.815	16.522	18.485	51.822	12	16.502	16.199	18.609	51.310	8	16.405	16.229	18.507	51.141
5	16.698	16.421	18.615	51.734	N°256 JOHNS Benjamin					9	16.437	16.213	18.498	51.148
6	16.533	16.295	18.454	51.282	1	18.977	17.258	19.033	55.268	10	16.406	16.232	18.512	51.150
7	16.655	16.299	18.427	51.381	2	16.767	16.821	18.867	52.455	11	16.442	16.200	18.445	51.087
8	16.464	16.257	18.378	51.099	3	16.719	17.405	18.928	53.052	12	16.528	16.229	18.509	51.266
9	16.614	16.302	18.446	51.362	4	16.768	16.506	19.091	52.365	N°263 GIRARD Ingrid				
10	16.479	16.294	18.392	51.165	5	16.649	16.890	19.616	53.155	1	17.835	16.663	18.944	53.442
11	16.560	16.290	18.771	51.621	6	16.629	16.334	18.805	51.768	2	16.818	16.513	18.807	52.138
12	16.480	16.298	18.350	51.128	7	16.541	16.254	18.706	51.501	3	16.593	16.803	18.677	52.073
N°203 JEROME Paul					8	17.139	16.448	18.728	52.315	4	16.653	16.366	18.659	51.678
1	18.505	17.205	18.790	54.500	9	16.502	16.269	18.681	51.452	5	16.558	16.406	18.588	51.552
2	16.811	19.132	19.193	55.136	10	16.567	16.297	18.659	51.523	6	16.617	16.399	18.622	51.638
3	16.727	16.845	19.126	52.698	11	16.653	16.308	18.674	51.635	7	16.614	16.332	18.594	51.540
4	16.890	16.494	18.741	52.125	12	16.619	16.415	18.746	51.780	8	16.474	16.659	18.556	51.689
5	16.651	16.576	19.312	52.539	N°260 MORANO Luciano					9	16.544	16.265	18.572	51.381
6	17.225	16.444	18.603	52.272	1	17.991	16.702	18.741	53.434	10	16.477	16.291	18.522	51.290
7	16.620	16.356	18.747	51.723	2	16.872	16.282	18.788	51.942	11	16.593	16.325	18.543	51.461
8	16.693	16.278	18.925	51.896	3	16.529	16.473	18.603	51.605	12	16.533	16.369	18.538	51.440
9	16.575	16.325	18.634	51.534	4	16.527	16.256	18.583	51.366	N°264 MULLER Dominique				
10	16.654	16.510	18.910	52.074	5	16.506	16.267	18.542	51.315	1	19.148	16.770	19.180	55.098
11	16.704	16.342	18.436	51.482	6	16.550	16.169	18.571	51.290	2	16.752	16.617	18.974	52.578
12	16.403	16.323	18.404	51.130	7	16.417	16.173	18.496	51.086	3	16.987	16.557	18.854	52.170
N°222 KADHI Alexandre					8	16.370	16.145	18.497	51.012	4	16.759	16.557	18.854	52.170
1	17.904	16.663	18.965	53.532	9	16.541	16.267	18.508	51.316	5	16.800	16.506	18.920	52.226
2	17.090	16.415	18.732	52.237	10	16.405	16.174	18.500	51.079	6	16.728	16.489	18.807	52.024
3	16.626	16.615	19.129	52.370	11	16.415	16.137	18.490	51.042	7	16.656	16.476	18.758	51.890
4	17.222	16.408	18.658	52.288	12	16.508	16.181	18.496	51.185	8	16.712	16.432	18.681	51.825
5	16.682	16.364	18.753	51.799	N°261 HABRANT Mathilde					9	16.761	16.348	18.786	51.895
6	16.611	16.814	19.697	53.122	1	17.047	16.537	18.776	52.360	10	16.682	16.413	18.714	51.809
7	16.681	16.352	18.571	51.604	2	16.560	16.643	18.636	51.839	11	16.547	16.306	18.643	51.496
8	16.577	16.414	18.589	51.580	3	16.573	16.325	18.641	51.539	12	16.617	16.465	18.641	51.723
9	16.532	16.620	18.618	51.770	4	16.591	16.270	18.570	51.431					
10	16.600	16.322	18.543	51.465										
11	16.485	16.348	19.099	51.932										
12	16.688	16.366	18.590	51.644										
N°239 GUILLOU Martin														
1	17.680	17.106	19.421	54.207										
2	16.951	16.499	18.771	52.221										
3	16.655	16.390	18.869	51.914										
4	16.642	16.485	18.695	51.822										
5	16.574	16.734	18.641	51.949										
6	16.573	16.340	18.650	51.563										
7	16.580	16.296	18.612	51.488										
8	16.603	16.338	18.573	51.514										

Senior

Finale B (FINB) Analyse des tours

Pour information, sans valeur officielle

Tours	Secteur 1	Secteur 2	Secteur 3	Temps au tour
N°331 MORILLON Lucas				
1	18.651	17.306	18.714	54.671
2	16.738	17.781	18.937	53.456
3	16.687	18.138	19.028	53.853
4	16.718	16.665	18.708	52.091
5	16.492	16.346	19.770	52.608
6	16.900	16.343	18.627	51.870
7	16.484	16.276	18.560	51.320
8	16.736	16.300	18.529	51.565
9	16.380	16.339	18.596	51.315
10	16.429	16.276	18.560	51.265
11	16.439	16.326	18.549	51.314
12	16.584	16.330	18.517	51.431
N°334 GELEY Maxime				
1	17.195	16.427	18.755	52.377
2	16.630	16.324	18.649	51.603
3	16.473	16.328	18.581	51.382
4	16.406	16.310	18.584	51.300
5	16.392	16.213	18.506	51.111
6	16.341	16.216	18.549	51.106
7	16.483	16.216	18.583	51.282
8	16.441	16.177	18.482	51.100
9	16.411	16.205	18.525	51.141
10	16.416	16.227	18.506	51.149
11	16.461	16.231	18.455	51.147
12	16.323	16.323	18.479	51.125
N°358 LO PICCOLO Marc				
1	18.840	16.913	18.837	54.590
2	16.556	17.212	18.633	52.401
3	16.427	18.300	18.859	53.586
4	16.798	16.520	18.732	52.050
5	16.495	16.287	18.599	51.381
6	16.464	16.415	18.492	51.371
7	16.523	16.188	18.571	51.282
8	16.429	16.203	18.453	51.085
9	16.543	16.214	18.526	51.283
10	16.472	16.262	18.391	51.125
11	16.454	16.292	18.431	51.177
12	16.476	16.518	18.672	51.666
N°364 DECKERS Dylano				
1	18.139	17.132	18.782	54.053
2	17.029	17.840	18.770	53.639
3	16.591	18.803	18.905	54.299
4	16.763	17.151	18.731	52.645
5	16.599	16.559	19.167	52.325
6	17.395	16.476	18.537	52.408
7	16.507	16.435	18.862	51.804
8	16.499	16.436	18.874	51.809







Tours	Secteur 1	Secteur 2	Secteur 3	Temps au tour
9	16.558	16.284	18.827	51.669
10	16.576	16.405	18.640	51.621
11	16.434	16.293	18.531	51.258
12	16.476	16.319	18.739	51.534
N°370 VALLEE Hugo				
1	19.325	16.646	19.156	55.127
2	16.740	17.302	19.234	53.276
3	16.605	17.429	19.015	53.049
4	17.367	16.510	18.736	52.613
5	16.619	16.368	19.075	52.062
6	16.945	16.400	18.649	51.994
7	16.514	16.385	18.715	51.614
8	16.631	16.513	18.735	51.879
9	16.603	16.369	18.788	51.760
10	16.628	16.775	18.846	52.249
11	17.109	16.442	18.618	52.169
12	16.623	16.380	18.643	51.646

Senior

Finale B (FINB)

Grille de départ

Sous réserve du contrôle technique ou d'incidents d'ordre sportif

370 VALLEE Hugo		12	264 MULLER Dominique	
229 TELLIER Lina		11	344 DIENER Matteo	
246 PUJOL Noam		10	323 DAPOIGNY Quentin	
358 LO PICCOLO Marc		9	258 VEDEL Sheïlys	
202 DORLAND Paul		8	331 MORILLON Lucas	
319 HEGY Luca		7	203 JEROME Paul	
254 DUBOIS Nolan		6	262 RONVEAUX Patrick	
260 MORANO Luciano		5	222 KADHI Alexandre	
256 JOHNS Benjamin		4	359 DE WIT Faust	
364 DECKERS Dylano		3	263 GIRARD Ingrid	
334 GELEY Maxime		2	239 GUILLOU Martin	
261 HABRANT Mathilde		1		

POLE POSITION



Départ : 04/06 - 11:55 12 Tours = 14.400 km

IAME SERIES ANGERVILLE 02-04/06/2023

P. FARGUES - S. TERRASSE

Page 1 / 1

Apex Timing GoRacing 

www.iameseriesfrance.com

