



### OKJ

## Qualifying Practices (QP) Results

### Document 5.1 OFFICIAL

Rnk	N°	Entrant	Nat E.	Driver	Nat D.	Equipment	Sector 1	Sector 2	Sector 3	Time	Gap	Laps
1	128	Gamoto Srl	ITA	Shepskis Harold	ITA	Tony Kart / Tm Racing / Vega	20.449	17.468	16.806	<b>54.723</b>		5
2	115	Dpk Racing	ESP	Schauffer Niklas	AUT	Kr / lame / Vega	20.723	17.091	17.249	<b>55.063</b>	0.340	6
3	125	Koski Motorsport	FIN	Lehtimäki Sebastian	FIN	Tony Kart / Vortex / Vega	21.643	17.291	16.413	<b>55.347</b>	0.624	6
4	102	Tb Racing Team	DEU	Rechenmacher Simon	DEU	Kr / lame / Vega	20.665	17.285	17.464	<b>55.414</b>	0.691	5
5	108	Krz Motorsport	POL	Sydar Adam	POL	Kr / lame / Vega	21.385	17.231	17.005	<b>55.621</b>	0.898	5
6	121	Borsch Racing	UKR	Krutogolov Lev	UKR	Tony Kart / lame / Vega	21.791	17.334	16.569	<b>55.694</b>	0.971	6
7	105	Kintzinger Claude	FRA	Kintzinger Romain	FRA	Tony Kart / Vortex / Vega	21.504	17.294	17.223	<b>56.021</b>	1.298	5
8	124	Koski Motorsport	FIN	Woda Wojciech	POL	Tony Kart / Vortex / Vega	21.650	17.421	17.228	<b>56.299</b>	1.576	6
9	103	Ward Racing	SWE	Kaczynski Elliot	SWE	Tony Kart / Vortex / Vega	21.618	17.866	16.815	<b>56.299</b>	1.576	6
10	112	Ward Racing	SWE	Saareks Fred	SWE	Ln / Vortex / Vega	21.436	17.354	17.536	<b>56.326</b>	1.603	6
11	119	Beyond Racing Team	GBR	Lu Quinten	CHN	Kr / Tm Racing / Vega	20.676	17.534	18.134	<b>56.344</b>	1.621	5
12	127	Sodikart	FRA	Cochet Louis	FRA	Sodi / Tm Racing / Vega	21.388	17.838	17.119	<b>56.345</b>	1.622	6
13	100	Gulstar Racing	ROU	Cosma-Cristofor David	ROU	Kr / lame / Vega	21.684	17.630	17.188	<b>56.502</b>	1.779	5
14	129	Gamoto Srl	ITA	Panetta Santino	ITA	Tony Kart / Tm Racing / Vega	21.157	17.768	17.582	<b>56.507</b>	1.784	6
15	120	Dpk Racing	ESP	Brunner Leon	ITA	Kr / lame / Vega	20.960	17.853	17.695	<b>56.508</b>	1.785	5
16	135	Simek Pavel	CZE	Vancik Tomas	CZE	Exprit / Tm Racing / Vega	21.517	17.601	17.500	<b>56.618</b>	1.895	5
17	107	Ward Racing	SWE	Michallef Jacob	MLT	Tony Kart / Vortex / Vega	22.180	17.431	17.018	<b>56.629</b>	1.906	6
18	123	Vimmerova Katerina	CZE	Vimmer Pavel	CZE	Kr / Tm Racing / Vega	21.258	17.730	17.745	<b>56.733</b>	2.010	5
19	126	Borsch Racing	UKR	Rad Victor Alexandru	ROU	Tony Kart / lame / Vega	21.900	17.720	17.300	<b>56.920</b>	2.197	5
20	101	Krz Motorsport	POL	Rafalik Maksymilian	POL	Kr / lame / Vega	21.442	17.843	17.653	<b>56.938</b>	2.215	5
21	130	Ipk Official Racing Team	ITA	Pesl Jindrich	CZE	Ipk / Tm Racing / Vega	21.825	18.051	17.093	<b>56.969</b>	2.246	5
22	133	Zanchi Motorsport	ITA	Marchesi Nicolas	ITA	Tony Kart / Tm Racing / Vega	21.652	17.811	17.573	<b>57.036</b>	2.313	5
23	116	Dpk Racing	ESP	Kawpeng Sebastien	ITA	Kr / lame / Vega	21.765	18.064	17.244	<b>57.073</b>	2.350	5
24	131	Ipk Official Racing Team	ITA	Gàspàr Benett	HUN	Ipk / Tm Racing / Vega	21.787	17.793	17.583	<b>57.163</b>	2.440	5
25	132	Sodikart	FRA	Sala Filippo	ITA	Sodi / Tm Racing / Vega	20.941	17.205	19.220	<b>57.366</b>	2.643	5
26	106	Billard David	FRA	Billard Lisa	FRA	Tony Kart / Vortex / Vega	21.896	17.813	17.717	<b>57.426</b>	2.703	5
27	104	Ward Racing	SWE	Endo Arata	ITA	Tony Kart / Vortex / Vega	21.724	17.917	17.943	<b>57.584</b>	2.861	5
28	134	Simek Pavel	CZE	Simek Dominik	CZE	Exprit / Tm Racing / Vega	22.012	17.874	17.826	<b>57.712</b>	2.989	5
29	136	Le Marchand Mael	FRA	Le Marchand Mael	FRA	Kosmic / Vortex / Vega	22.169	17.896	17.785	<b>57.850</b>	3.127	5
30	110	Ward Racing	SWE	Brovko Mark	UKR	Tony Kart / Vortex / Vega	22.260	17.824	17.806	<b>57.890</b>	3.167	5
31	122	David Corbi	CHE	Matt Corbi	CHE	Parolin / lame / Vega	21.855	18.720	17.470	<b>58.045</b>	3.322	4
32	118	Dpk Racing	ESP	Toniolo Augustus	BRA	Kr / lame / Vega	21.879	18.036	18.316	<b>58.231</b>	3.508	5
33	111	Sr-team	FIN	Sakala Otto	FIN	Tony Kart / Tm Racing / Vega	23.036	18.147	17.472	<b>58.655</b>	3.932	6
34	113	Falcon Racing Team	NLD	Bralic Jason	NLD	Parolin / lame / Vega	22.771	18.507	17.766	<b>59.044</b>	4.321	6
35	114	Nurmi Mauri	FIN	Nurmi Markus	FIN	Kr / lame / Vega	23.002	18.415	17.937	<b>59.354</b>	4.631	5

Start Time : 20/01 - 14:18:05 / Flag Time : 14:24:06 / End Time : 14:25:03

Best lap : N°128 Shepskis Harold

54.723 78.94 kph

Weather : Sunny Air : 6°C Track : Drying

N°109 04:03 Lap 1

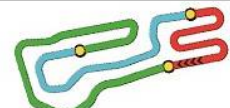
N°109 04:57 Lap 2

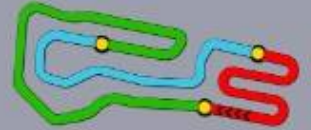
Chairman of the Panel

Steward

Steward

27<sup>th</sup> Winter Cup - Lonato (ITA) 19-22/01/2023





**OKJ**

### Qualifying Practices (QP) Results

**Document 5.1 OFFICIAL**

Rnk	N°	Entrant	Nat E.	Driver	Nat D.	Equipment	Sector 1	Sector 2	Sector 3	Time	Gap	Laps
36	109	Tb Racing Team		Gerstenkorn Marc		Kr / lame / Vega	23.072	18.273	19.439	<b>1:00.784</b>	6.061	3

Start Time : 20/01 - 14:18:05 / Flag Time : 14:24:06 / End Time : 14:25:03

Best lap : N°128 Shepskis Harold

54.723 78.94 kph

Weather : Sunny Air : 6°C Track : Drying

N°109 04:03  
Lap 1

N°109 04:57  
Lap 2

Chairman of the Panel

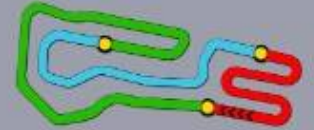


Steward

Steward

27<sup>th</sup> Winter Cup - Lonato (ITA) 19-22/01/2023





OKJ

### Qualifying Practices (QP) Best Sectors Analysis

For information purposes. No official / regulatory value

S1			S2			S3			Ideal Lap Times						
Rnk	N°	Time	Rnk	N°	Time	Rnk	N°	Time	Rnk	N°	Driver	Nat D.	Ideal Lap	Best Lap	Diff.
1	128	20.449	1	115	17.091	1	125	16.413	1	128	Shepskis Harold	ITA	54.723	54.723	
2	129	20.615	2	125	17.111	2	121	16.569	2	115	Schauffer Niklas	AUT	55.063	55.063	
3	102	20.665	3	132	17.205	3	128	16.806	3	125	Lehtimäki Sebastian	FIN	55.167	55.347	0.180
4	119	20.676	4	108	17.231	4	103	16.815	4	129	Panetta Santino	ITA	55.170	56.507	1.337
5	115	20.723	5	102	17.285	5	129	16.969	5	102	Rechenmacher Simon	DEU	55.414	55.414	
6	120	20.814	6	105	17.294	6	100	16.993	6	121	Krutogolov Lev	UKR	55.602	55.694	0.092
7	132	20.941	7	124	17.322	7	108	17.005	7	108	Sydor Adam	POL	55.619	55.621	0.002
8	123	21.258	8	121	17.334	8	107	17.018	8	105	Kintzinger Romain	FR	55.917	56.021	0.104
9	127	21.383	9	112	17.354	9	130	17.093	9	112	Saareks Fred	SWE	55.920	56.326	0.406
9	108	21.383	10	107	17.431	10	127	17.119	10	119	Lu Quinten	CHN	56.013	56.344	0.331
11	105	21.400	11	128	17.468	11	112	17.130	11	107	Michalief Jacob	NLD	56.112	56.629	0.517
12	101	21.420	12	119	17.534	12	131	17.133	12	127	Cochet Louis	FR	56.121	56.345	0.224
13	112	21.436	13	129	17.586	13	116	17.138	13	103	Kaczynski Elliot	SWE	56.142	56.299	0.157
14	135	21.454	14	135	17.601	14	126	17.198	14	124	Woda Wojciech	POL	56.200	56.299	0.099
15	131	21.465	15	126	17.613	15	105	17.223	15	100	Cosma-Cristofor David	ROU	56.307	56.502	0.195
16	104	21.611	16	127	17.619	16	124	17.228	16	120	Brunner Leon	ITA	56.362	56.508	0.146
17	103	21.618	17	100	17.630	17	115	17.249	17	131	Gàspàr Benett	HUN	56.391	57.163	0.772
18	118	21.619	18	103	17.709	18	102	17.464	18	132	Sala Filippo	ITA	56.421	57.366	0.945
19	109	21.639	19	123	17.730	19	122	17.470	19	135	Filippo Tomas	CZE	56.555	56.618	0.063
20	125	21.643	20	101	17.733	20	111	17.472	20	126	Rad Victor Alexandru	ROU	56.711	56.920	0.209
21	124	21.650	21	131	17.793	21	135	17.500	21	123	Vimmer Pavel	CZE	56.733	56.733	
22	133	21.652	22	104	17.796	22	106	17.506	22	130	Pesl Jindrich	CZE	56.789	56.969	0.180
23	107	21.663	23	133	17.811	23	133	17.547	23	101	Rafalik Maksymilian	POL	56.806	56.938	0.132
24	100	21.684	24	106	17.813	24	110	17.582	24	116	Kawpeng Sebastien	ITA	56.967	57.073	0.106
25	121	21.699	25	134	17.824	25	101	17.653	25	133	Marchesi Nicolas	ITA	57.010	57.036	0.026
26	116	21.765	25	110	17.824	26	120	17.695	26	106	Billard Lisa	FR	57.215	57.426	0.211
27	130	21.825	27	120	17.853	27	123	17.745	27	104	Endo Arata	ITA	57.350	57.584	0.234
28	122	21.855	28	130	17.871	28	114	17.760	28	110	Brovko Mark	UKR	57.374	57.890	0.516
29	106	21.896	29	136	17.885	29	113	17.766	29	134	Simek Dominik	CZE	57.662	57.712	0.050
30	126	21.900	30	118	18.036	30	136	17.785	30	122	Matt Corbi	CHE	57.717	58.045	0.328
31	110	21.968	31	116	18.064	31	119	17.803	31	136	Le Marchand Mael	FR	57.761	57.850	0.089
32	134	22.012	32	111	18.147	32	134	17.826	32	118	Toniolo Augustus	BRA	57.971	58.231	0.260
33	136	22.091	33	109	18.273	33	104	17.943	33	111	Sakala Otto	FIN	58.322	58.655	0.333
34	113	22.500	34	122	18.392	34	132	18.275	34	109	Gerstenkorn Marc	CHE	58.723	1:00.784	2.061
35	111	22.703	35	114	18.415	35	118	18.316	35	113	Bralic Jason	NLD	58.773	59.044	0.271
36	114	22.957	36	113	18.507	36	109	18.811	36	114	Nurmi Markus	FIN	59.132	59.354	0.222







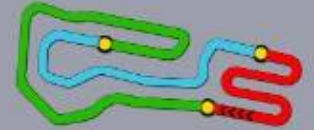
### OKJ

## Qualifying Practices (QP) Analysis

For information purposes. No official / regulatory value

Laps	Sector 1	Sector 2	Sector 3	Lap Time	Spd	Laps	Sector 1	Sector 2	Sector 3	Lap Time	Spd	Laps	Sector 1	Sector 2	Sector 3	Lap Time	Spd
<b>N°100 Cosma-Cristofor David</b>						<b>N°108 Sydor Adam</b>						<b>N°116 Kawpeng Sebastian</b>					
1	23.445	20.043	17.867	1:01.355	92	1	21.632	18.441	17.486	57.559	90	1	23.467	20.215	19.252	1:02.934	90
2	21.990	18.332	17.416	57.738	92	2	21.513	18.598	22.932	1:03.043	86	2	22.367	18.412	17.360	58.139	92
3	21.863	17.929	17.581	57.373	91	3	25.843	18.493	18.039	1:02.375	91	3	21.937	18.132	17.516	57.585	91
4	21.963	17.975	16.993	56.931	91	4	21.383	17.700	18.006	57.089	89	4	21.765	18.064	17.244	57.073	90
5	21.684	17.630	17.188	56.502	91	5	21.385	17.231	17.005	55.621	89	5	22.110	18.127	17.138	57.375	92
<b>N°101 Rafalik Maksymilian</b>						<b>N°109 Gerstenkorn Marc</b>						<b>N°118 Toniolo Augustus</b>					
1	22.598	19.880	22.149	1:04.627	61	1	23.042	19.996	18.811	1:01.849	88	1	22.829	19.591	19.904	1:02.324	88
2	22.730	18.173	17.795	58.698	91	2	21.639	24.296	19.374	1:05.309	86	2	22.095	19.440	19.861	1:01.396	89
3	21.579	17.733	17.840	57.152	91	3	23.072	18.273	19.439	1:00.784	88	3	21.619	18.268	18.601	58.488	90
4	21.420	17.911	17.705	57.036	90	<b>N°110 Brovko Mark</b>						4	21.828	18.302	19.124	59.254	89
5	21.442	17.843	17.653	56.938	90	1	24.077	19.708	22.020	1:05.805	91	5	21.879	18.036	18.316	58.231	93
<b>N°102 Rechenmacher Simon</b>						<b>N°111 Sakala Otto</b>						<b>N°119 Lu Quinten</b>					
1	23.280	19.463	18.138	1:00.881	91	1	23.029	18.413	17.708	59.150	88	1	23.366	21.175	20.016	1:04.557	89
2	21.485	19.810	19.520	1:00.815	89	2	23.036	18.147	17.472	58.655	88	2	22.149	25.184	20.277	1:07.610	89
3	21.138	18.657	17.991	57.786	90	3	22.703	19.294	18.057	1:00.054	88	3	21.952	19.046	19.358	1:00.356	91
4	21.068	18.045	18.385	57.498	90	4	22.150	18.609	17.701	58.460	89	4	21.064	18.436	17.803	57.303	91
5	20.665	17.285	17.464	55.414	90	5	22.260	17.824	17.806	57.890	89	5	20.676	17.534	18.134	56.344	92
<b>N°103 Kaczynski Elliot</b>						<b>N°112 Saareks Fred</b>						<b>N°120 Brunner Leon</b>					
1	22.600	18.884	17.356	58.840	92	1	22.431	18.377	18.042	58.850	92	1	22.941	22.960	18.953	1:04.854	89
2	21.898	17.898	17.167	56.963	92	2	22.188	18.429	17.520	58.137	92	2	21.383	18.789	19.667	59.839	90
3	21.871	18.125	17.552	57.548	91	3	21.806	17.548	17.737	57.091	91	3	21.343	18.626	18.392	58.361	92
4	22.010	18.020	17.425	57.455	91	4	21.436	17.354	17.536	56.326	91	4	20.814	19.422	18.937	59.173	91
5	21.878	17.709	17.138	56.725	91	5	21.548	17.589	17.515	56.652	92	5	20.960	17.853	17.695	56.508	91
6	21.618	17.866	16.815	56.299	91	6	21.768	17.970	17.130	56.868	92	<b>N°121 Krutogolov Lev</b>					
<b>N°104 Endo Arata</b>						<b>N°113 Bralic Jason</b>						<b>N°122 Matt Corbi</b>					
1	22.844	19.819	19.866	1:02.529	89	1	23.098	18.982	18.123	1:00.203	90	1	22.082	18.595	17.511	58.188	91
2	21.994	18.417	18.233	58.644	90	2	22.771	18.507	17.766	59.044	89	2	22.231	18.392	17.658	58.281	92
3	21.724	17.917	17.943	57.584	90	3	22.507	18.626	18.390	59.523	89	3	21.835	17.971	16.984	56.790	91
4	21.611	17.796	18.796	58.203	90	4	22.853	18.517	18.131	59.501	89	4	21.699	17.689	16.946	56.334	91
5	22.001	17.875	18.048	57.924	90	5	22.500	20.069	18.187	1:00.756	89	5	21.762	17.554	16.742	56.058	91
<b>N°105 Kintzinger Romain</b>						<b>N°114 Nurmi Markus</b>						<b>N°123 Vimmer Pavel</b>					
1	22.513	17.920	17.681	58.114	91	1	22.997	18.640	17.923	59.560	88	1	24.819	20.878	18.806	1:04.503	93
2	21.796	18.125	18.123	58.044	92	2	23.002	18.415	17.937	59.354	88	2	23.023	19.978	20.054	1:03.055	90
3	21.554	18.222	17.702	57.478	90	3	22.957	18.730	17.760	59.447	87	3	22.346	19.681	18.222	1:00.249	90
4	21.504	17.294	17.223	56.021	89	4	23.012	19.113	18.324	1:00.449	89	4	21.654	18.588	18.533	58.775	92
5	21.400	17.671	17.520	56.591	90	5	23.895	18.630	18.316	1:00.841	89	5	21.258	17.730	17.745	56.733	93
<b>N°106 Billard Lisa</b>						<b>N°115 Schaufer Niklas</b>						<b>N°124 Woda Wojciech</b>					
1	23.063	19.036	18.157	1:00.256	91	1	22.818	19.848	18.218	1:00.884	91	1	23.323	19.011	18.063	1:00.397	90
2	22.446	18.149	17.888	58.483	90	2	21.217	22.270	18.691	1:02.178	91	2	22.655	18.216	17.413	58.284	91
3	22.259	18.051	17.614	57.924	90	3	21.094	17.434	17.778	56.306	92	3	22.366	18.188	17.425	57.979	91
4	22.694	18.158	17.506	58.358	90	4	20.764	18.863	17.423	57.050	89	4	22.230	17.784	17.437	57.451	91
5	21.896	17.813	17.717	57.426	89												
<b>N°107 Michallef Jacob</b>																	
1	22.687	18.799	17.558	59.044	92												
2	21.921	18.476	17.210	57.607	92												
3	21.663	18.326	17.419	57.408	93												
4	21.767	18.060	17.818	57.645	93												
5	21.872	18.410	17.951	58.233	93												





OKJ

### Qualifying Practices (QP) Analysis

For information purposes. No official / regulatory value

Laps	Sector 1	Sector 2	Sector 3	Lap Time	Spd
5	21.762	17.322	17.327	56.411	91
6	21.650	17.421	17.228	56.299	91
<b>N°125 Lehtimäki Sebastian</b>					
1	22.485	18.335	17.359	58.179	91
2	22.291	17.565	16.898	56.754	91
3	22.054	17.352	16.940	56.346	92
4	21.905	17.376	16.804	56.085	92
5	21.643	17.291	16.413	55.347	91
6	21.759	17.111	16.496	55.366	91
<b>N°126 Rad Victor Alexandru</b>					
1	23.351	18.777	18.009	1:00.137	88
2	22.623	19.053	17.528	59.204	90
3	22.025	17.876	17.198	57.099	90
4	21.900	17.720	17.300	56.920	90
5	22.164	17.613	17.635	57.412	90
<b>N°127 Cochet Louis</b>					
1	23.011	18.919	17.569	59.499	91
2	21.625	17.619	17.350	56.594	91
3	21.383	17.986	17.365	56.734	92
4	21.823	18.011	17.402	57.236	91
5	21.600	17.729	17.149	56.478	91
6	21.388	17.838	17.119	56.345	90
<b>N°128 Shepskis Harold</b>					
1	22.877	20.203	18.203	1:01.283	90
2	21.208	20.744	18.251	1:00.203	91
3	20.929	19.591	18.815	59.335	90
4	20.954	17.817	18.169	56.940	91
5	20.449	17.468	16.806	54.723	93
<b>N°129 Panetta Santino</b>					
1	23.307	19.533	18.641	1:01.481	92
2	21.808	18.395	18.845	59.048	92
3	21.351	17.586	17.726	56.663	93
4	21.157	17.768	17.582	56.507	93
5	21.304	18.582	16.969	56.855	93
6	20.615	22.594	17.998	1:01.207	92
<b>N°130 Pesl Jindrich</b>					
1	23.191	20.014	19.259	1:02.464	91
2	22.561	18.335	17.598	58.494	92
3	22.042	17.871	17.575	57.488	91
4	21.825	18.051	17.093	56.969	92
5	22.280	17.975	17.573	57.828	92
<b>N°131 Gâspâr Benett</b>					
1	24.724	20.834	18.536	1:04.094	92
2	22.732	19.682	18.578	1:00.992	91
3	22.094	18.672	18.320	59.086	92
4	21.787	17.793	17.583	57.163	92
5	21.465	18.685	17.133	57.283	93
<b>N°132 Sala Filippo</b>					
1	23.231	20.499	20.898	1:04.628	90

Laps	Sector 1	Sector 2	Sector 3	Lap Time	Spd
2	22.256	18.780	19.703	1:00.739	90
3	21.603	18.375	20.348	1:00.326	89
4	20.941	17.205	19.220	57.366	90
5	21.526	18.496	18.275	58.297	90
<b>N°133 Marchesi Nicolas</b>					
1	23.165	20.083	18.392	1:01.640	92
2	21.927	18.234	18.069	58.230	92
3	21.652	17.811	17.573	57.036	92
4	21.822	18.080	18.184	58.086	92
5	22.028	18.167	17.547	57.742	91
<b>N°134 Simek Dominik</b>					
1	22.743	18.590	18.908	1:00.241	90
2	22.337	18.264	18.010	58.611	91
3	22.012	17.874	17.826	57.712	90
4	22.223	17.929	17.833	57.985	90
5	22.367	17.824	18.153	58.344	90
<b>N°135 Vancik Tomas</b>					
1	22.769	20.218	20.207	1:03.194	91
2	22.197	18.698	18.387	59.282	92
3	21.454	17.700	17.869	57.023	92
4	21.632	18.019	18.061	57.712	92
5	21.517	17.601	17.500	56.618	92
<b>N°136 Le Marchand Mael</b>					
1	23.062	18.930	18.950	1:00.942	91
2	23.054	18.409	18.162	59.625	90
3	22.292	17.885	18.696	58.873	91
4	22.169	17.896	17.785	57.850	84
5	22.091	18.197	17.837	58.125	89