

KZ2

Qualifying Practices (QP) Results

Document 5.1 OFFICIAL

Rnk	N°	Entrant	Nat E.	Driver	Nat D.	Equipment	Sector 1	Sector 2	Sector 3	Time	Gap	Laps
1	316	Maranello Srp Factory Team	DEU	Maragliano Alex	ITA	Maranello / Tm Racing / Vega	18.519	15.912	14.514	48.945		6
2	314	KCS Racing Team	ITA	Bertuca Cristian Domenico	ITA	Birel Art / Tm Racing / Vega	18.816	15.921	14.707	49.444	0.499	6
3	305	Cpb Sport	FRA	Rousseau Corentin	FRA	Sodi / Tm Racing / Vega	18.811	15.964	14.670	49.445	0.500	6
4	302	King Racing Team	ITA	Powell Alex	JAM	Kr / lame / Vega	18.876	15.878	14.710	49.464	0.519	6
5	308	Cpb Sport	FRA	Gerhards Tim	NLD	Sodi / Tm Racing / Vega	18.774	15.683	15.019	49.476	0.531	6
6	300	Tanic Craig	FRA	Tanic Craig	FRA	Birel Art / Tm Racing / Vega	18.774	16.074	14.707	49.555	0.610	6
7	309	Cpb Sport	FRA	Holzem Juliano	DEU	Sodi / Tm Racing / Vega	18.737	15.875	15.018	49.630	0.685	6
8	301	Ward Racing	SWE	Algre Ken Oskar	EST	Tony Kart / Tm Racing / Vega	19.016	15.995	14.796	49.807	0.862	6
9	325	Kcs Racing	ITA	La Martina Alessio	ITA	Birel Art / Tm Racing / Vega	18.825	16.170	15.035	50.030	1.085	6
10	318	Maranello Srp Factory Team	DEU	Fritsch Valentino	DEU	Maranello / Tm Racing / Vega	18.719	16.359	14.955	50.033	1.088	6
11	307	Cpb Sport	FRA	Imbourg Thomas	FRA	Sodi / Tm Racing / Vega	19.105	16.116	14.896	50.117	1.172	6
12	327	King Racing Team	ITA	Nakamura-Berta Kean	GBR	Kr / lame / Vega	19.223	16.153	14.801	50.177	1.232	6
13	310	Cpb Sport	FRA	Holzem Sandro	DEU	Sodi / Tm Racing / Vega	18.633	16.271	15.348	50.252	1.307	6
14	306	Cpb Sport	FRA	Spirgel Matteo	FRA	Sodi / Tm Racing / Vega	18.965	16.268	15.054	50.287	1.342	6
15	303	King Racing Team	ITA	Sammalisto Luka	FIN	Kr / lame / Vega	19.339	16.057	14.894	50.290	1.345	6
16	321	La Motorsport	ITA	Putiatin Viacheslav	UKR	Falcon / Tm Racing / Vega	19.047	16.361	14.930	50.338	1.393	6
17	326	Zanchi Motorsport	ITA	Zanchi Matteo	ITA	Crg / Tm Racing / Vega	19.031	16.371	14.961	50.363	1.418	6
18	324	Renda Motorsport	ITA	Fore' Davide	ITA	Sodi / Tm Racing / Vega	19.304	16.082	15.002	50.388	1.443	6
19	315	Maranello Srp Factory Team	DEU	Trefilov David	DEU	Maranello / Tm Racing / Vega	19.044	16.397	15.017	50.458	1.513	6
20	311	Cpb Sport	FRA	Yevan David	LKA	Sodi / Tm Racing / Vega	18.977	16.690	14.879	50.546	1.601	6
21	304	Dale' Andrea	ITA	Dale' Andrea	ITA	Crg / Tm Racing / Vega	19.301	16.163	15.125	50.589	1.644	6
22	319	Maranello Srp Factory Team	DEU	Gröndahl Torben	DEU	Maranello / Tm Racing / Vega	19.079	16.384	15.302	50.765	1.820	6
23	322	Haak Motorsport	DEU	Liwinski David	POL	Kr / Tm Racing / Vega	19.490	16.418	15.089	50.997	2.052	5
24	320	Tbkart Racing Team Srl	ITA	Elkin Ariel	ISR	Tbkart / Tm Racing / Vega	19.140	16.953	14.944	51.037	2.092	6
25	312	Cpb Sport	FRA	Nomblot Jean	FRA	Sodi / Tm Racing / Vega	19.663	16.518	15.321	51.502	2.557	6
26	313	Nsl Racing	LTU	Scherbinskas Lukas	DEU	Sodi / Tm Racing / Vega	19.270	17.229	15.371	51.870	2.925	5
27	323	Maranello Srp Factory Team	DEU	Tillett Archie	GBR	Maranello / Tm Racing / Vega	19.447	17.019	15.445	51.911	2.966	4
28	328	Leggio Gabriele	ITA	Leggio Gabriele	ITA	Lenzo Kart / Tm Racing / Vega	19.763	16.771	15.450	51.984	3.039	5
29	329	Haak Motorsport	DEU	Reiböck Lukas	AUT	Kr / Tm Racing / Vega	19.727	16.945	15.340	52.012	3.067	5

Start Time : 20/01 - 14:40:41 / Flag Time : 14:46:42 / End Time : 14:47:31

Best lap : N°316 Maragliano Alex

48.945

88.26 kph

Weather : Sunny Air : 6°C Track : Drying

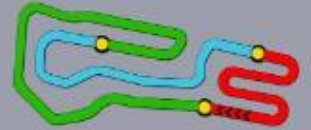
Chairman of the Panel

Steward

Steward

27th Winter Cup - Lonato (ITA) 19-22/01/2023



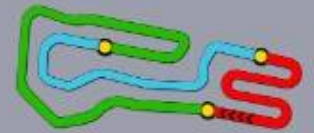


KZ2

Qualifying Practices (QP) Best Sectors Analysis

For information purposes. No official / regulatory value

S1			S2			S3			Ideal Lap Times						
Rnk	N°	Time	Rnk	N°	Time	Rnk	N°	Time	Rnk	N°	Driver	Nat D.	Ideal Lap	Best Lap	Diff.
1	316	18.519	1	308	15.683	1	316	14.514	1	316	Maragliano Alex	ITA	48.945	48.945	
2	310	18.633	2	309	15.875	2	305	14.670	2	314	Bertuca Cristian Domenico	ITA	49.444	49.444	
3	318	18.719	3	302	15.878	3	300	14.675	3	305	Rousseau Corentin	ITA	49.445	49.445	
4	309	18.737	4	316	15.912	4	314	14.707	4	302	Powell Alex	JAM	49.464	49.464	
5	308	18.774	5	314	15.921	5	302	14.710	5	308	Gerhards Tim	NLD	49.476	49.476	
5	300	18.774	6	305	15.964	6	301	14.796	6	300	Tanic Craig	ITA	49.523	49.555	0.032
7	305	18.811	7	301	15.995	7	327	14.801	7	309	Holzem Juliano	DEU	49.630	49.630	
8	314	18.816	8	303	16.057	8	311	14.879	8	318	Fritsch Valentino	DEU	49.777	50.033	0.256
9	325	18.825	9	300	16.074	9	324	14.882	9	301	Algre Ken Oskar	EST	49.807	49.807	
10	302	18.876	10	324	16.082	10	303	14.894	10	325	La Martina Alessio	ITA	50.030	50.030	
11	306	18.965	11	318	16.103	11	307	14.896	11	310	Holzem Sandro	DEU	50.100	50.252	0.152
12	311	18.977	12	307	16.116	12	321	14.930	12	307	Imbourg Thomas	ITA	50.117	50.117	
13	301	19.016	13	327	16.153	13	320	14.944	13	327	Nakamura-Berta Kean	GBR	50.177	50.177	
14	326	19.031	14	304	16.163	14	318	14.955	14	303	Sammalisto Luka	FIN	50.256	50.290	0.034
15	315	19.044	15	325	16.170	15	326	14.961	15	324	Fore' Davide	ITA	50.268	50.388	0.120
16	321	19.047	16	306	16.268	16	315	15.017	16	306	Spirgel Matteo	ITA	50.287	50.287	
17	319	19.079	17	310	16.271	17	309	15.018	17	311	Yevan David	LKA	50.306	50.546	0.240
18	307	19.105	18	315	16.355	18	308	15.019	18	321	Putiatin Viacheslav	UKR	50.338	50.338	
19	304	19.107	19	321	16.361	19	325	15.035	19	326	Zanchi Matteo	ITA	50.363	50.363	
20	320	19.140	20	326	16.371	20	306	15.054	20	304	Dale' Andrea	ITA	50.369	50.589	0.220
21	322	19.204	21	319	16.384	21	322	15.078	21	315	Trefilov David	DEU	50.416	50.458	0.042
22	327	19.223	22	322	16.418	22	304	15.099	22	322	Liwinski David	POL	50.700	50.997	0.297
23	313	19.270	23	311	16.450	23	310	15.196	23	319	Gröndahl Torben	DEU	50.765	50.765	
24	324	19.304	24	312	16.518	24	319	15.302	24	320	Elkin Ariel	ISR	51.037	51.037	
25	303	19.305	25	313	16.584	25	312	15.321	25	313	Scherbinskas Lukas	DEU	51.225	51.870	0.645
26	323	19.447	26	328	16.771	26	329	15.337	26	312	Nomblot Jean	ITA	51.414	51.502	0.088
27	312	19.575	27	329	16.945	27	313	15.371	27	323	Tillett Archie	GBR	51.911	51.911	
28	329	19.706	28	320	16.953	28	323	15.445	28	328	Leggio Gabriele	ITA	51.984	51.984	
29	328	19.763	29	323	17.019	29	328	15.450	29	329	Reiböck Lukas	AUT	51.988	52.012	0.024



KZ2

Qualifying Practices (QP) Analysis

For information purposes. No official / regulatory value

Laps Sector 1 Sector 2 Sector 3 Lap Time Spd

N°300 Tanic Craig

1	22.242	19.216	16.386	57.844	101
2	19.897	17.326	15.890	53.113	100
3	19.536	17.543	16.450	53.529	102
4	19.226	16.645	15.225	51.096	103
5	19.062	16.518	14.675	50.255	104
6	18.774	16.074	14.707	49.555	104

N°301 Algre Ken Oskar

1	22.323	18.444	16.338	57.105	101
2	19.759	16.721	15.407	51.887	102
3	19.128	29.364	15.837	1:04.329	101
4	19.322	16.676	14.924	50.922	103
5	21.383	16.731	15.167	53.281	102
6	19.016	15.995	14.796	49.807	102

N°302 Powell Alex

1	22.729	19.293	17.118	59.140	99
2	20.246	18.495	16.102	54.843	103
3	19.577	17.666	15.735	52.978	102
4	19.261	16.707	15.074	51.042	104
5	19.096	16.371	14.936	50.403	103
6	18.876	15.878	14.710	49.464	104

N°303 Sammalisto Luka

1	22.125	18.272	16.034	56.431	101
2	20.163	18.627	16.299	55.089	102
3	19.654	18.372	16.836	54.862	99
4	19.627	16.694	15.520	51.841	101
5	19.305	16.305	15.415	51.025	102
6	19.339	16.057	14.894	50.290	102

N°304 Dale' Andrea

1	22.236	19.287	16.322	57.845	102
2	20.448	18.632	15.913	54.993	103
3	19.821	17.622	15.902	53.345	103
4	19.470	16.709	15.360	51.539	104
5	19.301	16.163	15.125	50.589	104
6	19.107	16.597	15.099	50.803	104

N°305 Rousseau Corentin

1	22.380	18.350	17.197	57.927	97
2	20.209	17.016	15.818	53.043	103
3	19.268	16.943	15.629	51.840	103
4	19.218	16.460	14.989	50.667	104
5	18.978	16.075	14.817	49.870	103
6	18.811	15.964	14.670	49.445	104

N°306 Spigel Matteo

1	22.509	19.215	16.643	58.367	100
2	20.110	17.345	16.031	53.486	103
3	19.406	17.031	16.737	53.174	102
4	19.574	16.758	15.568	51.900	104
5	19.123	17.102	15.547	51.772	103
6	18.965	16.268	15.054	50.287	104

Laps Sector 1 Sector 2 Sector 3 Lap Time Spd

N°307 Imbourg Thomas

1	21.749	18.154	16.039	55.942	103
2	20.003	17.056	15.439	52.498	103
3	19.423	18.255	16.152	53.830	103
4	19.390	17.851	15.656	52.897	103
5	26.793	17.269	15.281	59.343	103
6	19.105	16.116	14.896	50.117	103

N°308 Gerhards Tim

1	22.697	18.326	16.496	57.519	101
2	20.044	17.021	15.363	52.428	102
3	19.075	21.988	16.352	57.415	101
4	19.281	16.560	15.283	51.124	103
5	18.857	16.090	15.165	50.112	103
6	18.774	15.683	15.019	49.476	104

N°309 Holzem Juliano

1	23.171	18.646	16.671	58.488	101
2	20.104	17.188	15.734	53.026	102
3	19.708	16.783	15.765	52.256	103
4	19.270	16.665	15.266	51.201	103
5	19.000	16.018	15.104	50.122	100
6	18.737	15.875	15.018	49.630	102

N°310 Holzem Sandro

1	22.603	19.270	16.564	58.437	93
2	21.029	17.678	15.596	54.303	101
3	19.313	16.997	15.574	51.884	102
4	19.204	16.567	15.491	51.262	103
5	18.903	16.437	15.196	50.536	103
6	18.633	16.271	15.348	50.252	103

N°311 Yevan David

1	22.299	18.895	16.534	57.728	102
2	20.317	17.846	16.814	54.977	102
3	19.854	18.580	20.307	58.741	100
4	19.889	16.571	15.310	51.770	102
5	19.455	16.450	15.143	51.048	101
6	18.977	16.690	14.879	50.546	102

N°312 Nomblot Jean

1	21.705	18.682	16.306	56.693	102
2	20.346	17.686	15.924	53.956	102
3	19.956	17.987	15.795	53.738	103
4	19.575	17.098	15.627	52.300	103
5	19.663	16.518	15.321	51.502	103
6	20.120	16.724	15.715	52.559	103

N°313 Scherbinskas Lukas

1	22.055	19.692	17.360	59.107	99
2	20.854	18.815	16.439	56.108	99
3	19.705	17.766	16.701	54.172	99
4	19.931	16.584	15.616	52.131	103
5	19.270	17.229	15.371	51.870	102

Laps Sector 1 Sector 2 Sector 3 Lap Time Spd

N°314 Bertuca Cristian Domenico

1	21.600	18.419	15.962	55.981	100
2	20.406	17.091	15.492	52.989	103
3	19.442	16.567	15.630	51.639	103
4	19.196	15.989	15.171	50.356	102
5	21.941	17.259	15.156	54.356	103
6	18.816	15.921	14.707	49.444	103

N°315 Trefilov David

1	22.633	19.020	19.167	1:00.820	90
2	20.583	17.305	15.749	53.637	103
3	19.705	17.178	15.431	52.314	105
4	19.278	16.355	15.214	50.847	103
5	19.217	16.405	15.330	50.952	104
6	19.044	16.397	15.017	50.458	104

N°316 Maragliano Alex

1	21.838	18.421	16.173	56.432	99
2	19.873	17.269	15.209	52.351	103
3	19.163	16.992	15.089	51.244	104
4	22.185	16.917	15.001	54.103	104
5	18.939	16.216	14.631	49.786	105
6	18.519	15.912	14.514	48.945	106

N°318 Fritsch Valentino

1	22.138	18.592	16.325	57.055	100
2	21.304	17.136	15.805	54.245	102
3	19.531	16.964	15.529	52.024	103
4	19.251	16.543	15.065	50.859	104
5	18.932	16.103	15.070	50.105	104
6	18.719	16.359	14.955	50.033	104

N°319 Gröndahl Torben

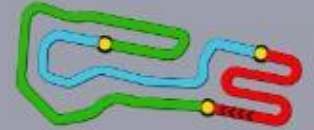
1	22.288	18.440	16.335	57.063	101
2	20.019	17.266	16.086	53.371	89
3	20.025	16.992	15.962	52.979	101
4	19.588	16.718	15.452	51.758	103
5	19.151	19.308	15.805	54.264	96
6	19.079	16.384	15.302	50.765	103

N°320 Elkin Ariel

1	22.517	18.563	16.622	57.702	101
2	19.845	18.322	17.092	55.259	102
3	19.871	18.092	15.918	53.881	102
4	19.544	17.056	15.456	52.056	102
5	19.431	17.802	15.359	52.592	103
6	19.140	16.953	14.944	51.037	102

N°321 Putiatin Viacheslav

1	22.840	18.767	15.878	57.485	101
2	22.009	17.277	15.704	54.990	102
3	19.533	18.229	16.331	54.093	101
4	19.407	17.032	16.018	52.457	102
5	19.440	16.541	15.331	51.312	102
6	19.047	16.361	14.930	50.338	102



KZ2

Qualifying Practices (QP) Analysis

For information purposes. No official / regulatory value

Laps	Sector 1	Sector 2	Sector 3	Lap Time	Spd
N°322 Liwinski David					
1	22.234	19.441	16.906	58.581	100
2	19.839	18.863	15.804	54.506	102
3	19.388	17.390	15.981	52.759	102
4	19.490	16.418	15.089	50.997	104
5	19.204	17.452	15.078	51.734	103

N°323 Tillett Archie					
1	21.924	18.181	16.181	56.286	101
2	19.730	29.371	17.561	1:06.662	99
3	19.883	17.212	15.659	52.754	102
4	19.447	17.019	15.445	51.911	101

N°324 Fore' Davide					
1	22.041	19.193	16.485	57.719	102
2	20.001	17.443	15.939	53.383	102
3	19.522	17.655	16.085	53.262	102
4	19.404	16.744	15.554	51.702	104
5	19.304	16.082	15.002	50.388	104
6	19.333	16.582	14.882	50.797	105

N°325 La Martina Alessio					
1	22.318	18.338	15.894	56.550	103
2	19.869	23.083	16.363	59.315	101
3	19.603	19.401	17.646	56.650	102
4	19.575	17.023	15.505	52.103	103
5	19.127	16.731	15.198	51.056	101
6	18.825	16.170	15.035	50.030	103

N°326 Zanchi Matteo					
1	22.280	18.815	16.391	57.486	103
2	19.991	18.288	16.484	54.763	102
3	19.781	17.963	16.123	53.867	102
4	19.638	17.135	15.384	52.157	103
5	19.497	17.425	14.979	51.901	103
6	19.031	16.371	14.961	50.363	104

N°327 Nakamura-Berta Kean					
1	21.918	18.421	16.151	56.490	101
2	21.104	17.242	15.743	54.089	101
3	19.681	18.271	16.306	54.258	101
4	19.781	16.467	15.322	51.570	102
5	20.459	16.388	15.209	52.056	102
6	19.223	16.153	14.801	50.177	104

N°328 Leggio Gabriele					
1	23.148	26.605	18.157	1:07.910	100
2	21.145	21.329	17.054	59.528	100
3	21.416	17.893	16.402	55.711	99
4	20.297	17.107	15.628	53.032	100
5	19.763	16.771	15.450	51.984	101

N°329 Reiböck Lukas					
1	22.658	24.446	17.076	1:04.180	100
2	20.699	19.229	16.146	56.074	100
3	20.082	17.735	15.898	53.715	102

Laps	Sector 1	Sector 2	Sector 3	Lap Time	Spd
4	19.727	16.945	15.340	52.012	101
5	19.706	17.756	15.337	52.799	102

