















COUPE DE FRANCE - COUPE DES REGIONS
KZ2 Master et Gentleman
Essais Qualificatifs
Classement

| Clt | N° | Pilote | Ligue | Meilleur S1 | Meilleur S2 | Meilleur S3 | Temps idéal | Temps | Ecart |
|-----|-----|-------------------------------|---|-------------|-------------|-------------|-------------|-----------------|---------|
| 1 | 453 | FIAULT Charles | Bretagne-Pdl | 11.390 | 15.956 | 21.711 | 49.057 | 49.087 | |
| 2 | 533 | DE GAYE Brice |  Nouv. Aquit. Sud | 11.458 | 16.128 | 21.815 | 49.401 | 49.416 | +0.329 |
| 3 | 425 | DEUVE Sébastien | Normandie | 11.400 | 16.132 | 21.822 | 49.354 | 49.476 | +0.389 |
| 4 | 472 | VITS Alexandre | Normandie | 11.522 | 16.150 | 21.881 | 49.553 | 49.653 | +0.566 |
| 5 | 511 | PORTMANN Benoit |  Grand Est | 11.456 | 16.197 | 22.037 | 49.690 | 49.690 | +0.603 |
| 6 | 480 | ROBILLOT Arnaud | Hauts De France | 11.495 | 16.274 | 21.888 | 49.657 | 49.708 | +0.621 |
| 7 | 569 | REDONDI Raphaël |  Hauts De France | 11.593 | 16.247 | 21.907 | 49.747 | 49.804 | +0.717 |
| 8 | 475 | VINCLET Maxime | Normandie | 11.558 | 16.224 | 21.930 | 49.712 | 49.817 | +0.730 |
| 9 | 424 | DEHARTE Julien | Hauts De France | 11.557 | 16.243 | 22.069 | 49.869 | 49.877 | +0.790 |
| 10 | 517 | DUCROT Emmanuel |  Bourgogne-Fc | 11.522 | 16.146 | 22.178 | 49.846 | 49.897 | +0.810 |
| 11 | 402 | FONCHIN Guillaume | Centre Vdl | 11.471 | 16.213 | 22.050 | 49.734 | 49.914 | +0.827 |
| 12 | 595 | MATHON Nicolas |  Hauts De France | 11.547 | 16.314 | 22.048 | 49.909 | 49.980 | +0.893 |
| 13 | 456 | LE BLAYE Jérémy | Bretagne-Pdl | 11.646 | 16.263 | 22.211 | 50.120 | 50.220 | +1.133 |
| 14 | 477 | LA CORTE Benedetto | Hauts De France | 11.675 | 16.208 | 22.300 | 50.183 | 50.424 | +1.337 |
| 15 | 578 | TANT Benjamin |  Hauts De France | 11.552 | 16.370 | 22.110 | 50.032 | 50.432 | +1.345 |
| 16 | 518 | SCHOTT David |  Grand Est | 11.577 | 16.451 | 22.197 | 50.225 | 50.482 | +1.395 |
| 17 | 404 | ROUGIEUX Aurélien | Grand Est | 11.607 | 16.402 | 22.328 | 50.337 | 50.545 | +1.458 |
| 18 | 520 | BILLON Alain |  Bretagne-Pdl | 11.759 | 16.430 | 22.219 | 50.408 | 50.593 | +1.506 |
| 19 | 504 | TEIXEIRA Diogo |  Ile-De-France | 11.706 | 16.349 | 22.424 | 50.479 | 50.651 | +1.564 |
| 20 | 410 | NERAMBOURG Max | Normandie | 11.757 | 16.523 | 22.345 | 50.625 | 50.717 | +1.630 |
| 21 | 590 | LEFEBVRE Frédéric |  Hauts De France | 11.742 | 16.636 | 22.352 | 50.730 | 50.756 | +1.669 |
| 22 | 566 | PODEVIN Michel |  Normandie | 11.650 | 16.627 | 22.439 | 50.716 | 50.800 | +1.713 |
| 23 | 409 | MEZIERE Cédric | Ile-De-France | 11.771 | 16.629 | 22.417 | 50.817 | 50.938 | +1.851 |
| 24 | 552 | BORDELET Dominique |  Normandie | 11.779 | 16.778 | 22.379 | 50.936 | 50.971 | +1.884 |
| 25 | 474 | MOREAU Sidney | Normandie | 11.681 | 16.405 | 22.973 | 51.059 | 51.230 | +2.143 |
| 26 | 560 | BIBAUT Rémi |  Hauts De France | 11.717 | 17.032 | 22.696 | 51.445 | 51.558 | +2.471 |
| 27 | 418 | TOURLOURAT Sébastien | Ile-De-France | 12.006 | 16.887 | 23.123 | 52.016 | 52.313 | +3.226 |
| 28 | 521 | BOULANGER-VERNAT Denis |  Auvergne | 11.976 | 17.030 | 23.298 | 52.304 | 52.702 | +3.615 |
| 29 | 412 | BARATTA Clément | Centre Vdl | 17.117 | 20.646 | 26.777 | 1:04.540 | 1:04.540 | +15.453 |

Sous réserve de fait technique ou sportif

Le Chronometrage



Heure d'Affichage

Le President du College

COUPE DE FRANCE - COUPE DES REGIONS

KZ2 Master et Gentleman

Essais Qualificatifs

Historique

| N° | Tour | Secteur 1 | Secteur 2 | Secteur 3 | Temps |
|------------------------------|------|-----------|-----------|-----------|----------|
| 402 FONCHIN Guillaume | | | | | |
| START | | | | | |
| 402 | 1 | | | | |
| 402 | 2 | 17.007 | 20.621 | 26.064 | 1:03.692 |
| 402 | 3 | 12.802 | 18.819 | 26.990 | 58.611 |
| 402 | 4 | 12.550 | 20.315 | 23.680 | 56.545 |
| 402 | 5 | 11.798 | 16.834 | 22.200 | 50.832 |
| 402 | 6 | 11.706 | 18.526 | 23.006 | 53.238 |
| 402 | 7 | 11.677 | 16.351 | 22.056 | 50.084 |
| 402 | 8 | 11.504 | 16.213 | 22.197 | 49.914 |
| 402 | 9 | 11.471 | 18.116 | 23.493 | 53.080 |
| FINISH | | | | | |
| 402 | 10 | 11.475 | 16.391 | 22.050 | 49.916 |

| N° | Tour | Secteur 1 | Secteur 2 | Secteur 3 | Temps |
|------------------------------|------|-----------|-----------|-----------|----------|
| 404 ROUGIEUX Aurelien | | | | | |
| START | | | | | |
| 404 | 1 | | | | |
| 404 | 2 | 19.423 | 20.561 | 25.402 | 1:05.386 |
| 404 | 3 | 14.118 | 17.583 | 22.809 | 54.510 |
| 404 | 4 | 11.872 | 16.682 | 22.797 | 51.351 |
| 404 | 5 | 11.636 | 16.581 | 22.328 | 50.545 |
| 404 | 6 | 11.805 | 16.450 | 22.383 | 50.638 |
| 404 | 7 | 11.888 | 17.335 | 24.292 | 53.515 |
| 404 | 8 | 11.714 | 16.484 | 22.492 | 50.690 |
| 404 | 9 | 11.607 | 16.402 | 22.646 | 50.655 |
| FINISH | | | | | |

| N° | Tour | Secteur 1 | Secteur 2 | Secteur 3 | Temps |
|---------------------------|------|-----------|-----------|-----------|----------|
| 409 MEZIERE Cedric | | | | | |
| START | | | | | |
| 409 | 1 | | | | |
| 409 | 2 | 21.321 | 24.646 | 30.641 | 1:16.608 |
| 409 | 3 | 14.792 | 22.747 | 25.633 | 1:03.172 |
| 409 | 4 | 12.833 | 18.028 | 23.158 | 54.019 |
| 409 | 5 | 12.518 | 17.005 | 22.801 | 52.324 |
| 409 | 6 | 11.936 | 16.747 | 22.593 | 51.276 |
| 409 | 7 | 11.919 | 16.629 | 22.417 | 50.965 |
| 409 | 8 | 11.771 | 16.667 | 22.500 | 50.938 |
| FINISH | | | | | |
| 409 | 9 | 11.831 | 16.997 | 22.503 | 51.331 |

| N° | Tour | Secteur 1 | Secteur 2 | Secteur 3 | Temps |
|---------------------------|------|-----------|-----------|-----------|----------|
| 410 NERAMBOURG Max | | | | | |
| START | | | | | |
| 410 | 1 | | | | |
| 410 | 2 | 17.806 | 20.522 | 26.157 | 1:04.485 |
| 410 | 3 | 12.772 | 18.677 | 24.883 | 56.332 |
| 410 | 4 | 12.975 | 17.112 | 22.366 | 52.453 |
| 410 | 5 | 11.870 | 16.523 | 22.417 | 50.810 |
| 410 | 6 | 11.757 | 16.551 | 22.409 | 50.717 |
| 410 | 7 | 11.775 | 16.563 | 22.416 | 50.754 |
| 410 | 8 | 11.864 | 16.587 | 22.370 | 50.821 |
| 410 | 9 | 11.796 | 16.614 | 22.405 | 50.815 |
| FINISH | | | | | |
| 410 | 10 | 11.777 | 16.611 | 22.345 | 50.733 |

| N° | Tour | Secteur 1 | Secteur 2 | Secteur 3 | Temps |
|----------------------------|------|-----------|-----------|-----------|----------|
| 412 BARATTA Clement | | | | | |
| START | | | | | |
| 412 | 1 | | | | |
| 412 | 2 | 17.117 | 20.646 | 26.777 | 1:04.540 |
| FINISH | | | | | |

| N° | Tour | Secteur 1 | Secteur 2 | Secteur 3 | Temps |
|---------------------------|------|-----------|-----------|-----------|----------|
| 424 DEHARTE Julien | | | | | |
| START | | | | | |
| 424 | 1 | | | | |
| 424 | 2 | 25.657 | 28.979 | 35.122 | 1:29.758 |
| 424 | 3 | 21.218 | 22.520 | 24.695 | 1:08.433 |
| 424 | 4 | 11.810 | 16.633 | 29.192 | 57.635 |
| 424 | 5 | 11.768 | 16.519 | 22.149 | 50.436 |
| 424 | 6 | 11.557 | 16.243 | 22.077 | 49.877 |
| 424 | 7 | 11.841 | 16.253 | 22.069 | 50.163 |
| 424 | 8 | 11.588 | 19.639 | 22.243 | 53.470 |
| FINISH | | | | | |
| 424 | 9 | 11.604 | 16.407 | 22.100 | 50.111 |

| N° | Tour | Secteur 1 | Secteur 2 | Secteur 3 | Temps |
|----------------------------|------|-----------|-----------|-----------|----------|
| 425 DEUVE Sebastien | | | | | |
| START | | | | | |
| 425 | 1 | | | | |
| 425 | 2 | 19.308 | 27.334 | 27.173 | 1:13.815 |
| 425 | 3 | 13.760 | 18.401 | 22.811 | 54.972 |
| 425 | 4 | 11.682 | 16.254 | 21.950 | 49.886 |
| 425 | 5 | 11.747 | 16.274 | 21.822 | 49.843 |

COUPE DE FRANCE - COUPE DES REGIONS

KZ2 Master et Gentleman

Essais Qualificatifs

Historique

| N° | Tour | Secteur 1 | Secteur 2 | Secteur 3 | Temps |
|--------|------|---------------|---------------|-----------|---------------|
| 425 | 6 | 11.403 | 16.331 | 22.117 | 49.851 |
| 425 | 7 | 11.615 | 16.132 | 21.927 | 49.674 |
| 425 | 8 | 11.400 | 16.140 | 21.936 | 49.476 |
| 425 | 9 | 11.453 | 16.505 | 22.324 | 50.282 |
| FINISH | | | | | |

| N° | Tour | Secteur 1 | Secteur 2 | Secteur 3 | Temps |
|--------|------|---------------|---------------|---------------|-----------------|
| 474 | 3 | 17.043 | 25.202 | 27.460 | 1:09.705 |
| 474 | 4 | 11.822 | 16.435 | 22.973 | 51.230 |
| 474 | 5 | 11.681 | 16.405 | 23.271 | 51.357 |
| FINISH | | | | | |
| 474 | 6 | | | | 3:59.436 |

453 FIAULT Charles

| START | | | | | |
|--------|---|---------------|---------------|---------------|-----------------|
| 453 | 1 | | | | |
| 453 | 2 | 22.954 | 23.583 | 30.354 | 1:16.891 |
| 453 | 3 | 16.082 | 18.131 | 22.183 | 56.396 |
| 453 | 4 | 11.439 | 16.056 | 21.711 | 49.206 |
| 453 | 5 | 11.390 | 15.956 | 21.741 | 49.087 |
| FINISH | | | | | |

475 VINCLET Maxime

| START | | | | | |
|--------|---|---------------|---------------|---------------|-----------------|
| 475 | 1 | | | | |
| 475 | 2 | 18.129 | 20.799 | 25.110 | 1:04.038 |
| 475 | 3 | 12.738 | 18.303 | 23.979 | 55.020 |
| 475 | 4 | 12.772 | 17.290 | 22.569 | 52.631 |
| 475 | 5 | 11.671 | 16.482 | 22.369 | 50.522 |
| 475 | 6 | 11.663 | 16.224 | 21.930 | 49.817 |
| 475 | 7 | 11.558 | 16.363 | 23.934 | 51.855 |
| 475 | 8 | 11.567 | 21.308 | 24.124 | 56.999 |
| FINISH | | | | | |

456 LE BLAYE Jeremy

| START | | | | | |
|--------|---|---------------|---------------|---------------|-----------------|
| 456 | 1 | | | | |
| 456 | 2 | 23.519 | 26.921 | 32.564 | 1:23.004 |
| 456 | 3 | 12.917 | 18.532 | 24.128 | 55.577 |
| 456 | 4 | 12.286 | 16.956 | 23.323 | 52.565 |
| 456 | 5 | 11.682 | 16.327 | 22.211 | 50.220 |
| 456 | 6 | 11.646 | 16.263 | 22.387 | 50.296 |
| 456 | 7 | 13.571 | 23.348 | 25.717 | 1:02.636 |
| 456 | 8 | 12.613 | 16.751 | 22.531 | 51.895 |
| FINISH | | | | | |
| 456 | 9 | 11.646 | 16.443 | 22.312 | 50.401 |

477 LA CORTE Benedetto

| START | | | | | |
|--------|----|---------------|---------------|---------------|-----------------|
| 477 | 1 | | | | |
| 477 | 2 | 18.567 | 21.023 | 24.794 | 1:04.384 |
| 477 | 3 | 13.691 | 17.946 | 33.433 | 1:05.070 |
| 477 | 4 | 12.517 | 17.113 | 22.300 | 51.930 |
| 477 | 5 | 11.726 | 16.457 | 22.326 | 50.509 |
| 477 | 6 | 11.725 | 16.208 | 22.593 | 50.526 |
| 477 | 7 | 11.756 | 16.625 | 22.582 | 50.963 |
| 477 | 8 | 11.675 | 16.299 | 22.655 | 50.629 |
| 477 | 9 | 11.811 | 16.303 | 22.310 | 50.424 |
| FINISH | | | | | |
| 477 | 10 | 11.708 | 16.598 | 22.342 | 50.648 |

472 VITS Alexandre

| START | | | | | |
|--------|---|---------------|---------------|---------------|-----------------|
| 472 | 1 | | | | |
| 472 | 2 | 18.427 | 20.908 | 24.966 | 1:04.301 |
| 472 | 3 | 12.800 | 18.878 | 33.080 | 1:04.758 |
| 472 | 4 | 12.220 | 16.510 | 31.023 | 59.753 |
| 472 | 5 | 11.843 | 16.246 | 22.051 | 50.140 |
| 472 | 6 | 11.622 | 16.150 | 21.881 | 49.653 |
| 472 | 7 | 11.522 | 16.189 | 22.393 | 50.104 |
| 472 | 8 | 15.701 | 24.116 | 23.694 | 1:03.511 |
| FINISH | | | | | |

480 ROBILLOT Arnaud

| START | | | | | |
|--------|---|---------------|---------------|---------------|-----------------|
| 480 | 1 | | | | |
| 480 | 2 | 18.144 | 20.931 | 25.168 | 1:04.243 |
| 480 | 3 | 13.501 | 18.276 | 33.083 | 1:04.860 |
| 480 | 4 | 12.380 | 16.645 | 22.712 | 51.737 |
| 480 | 5 | 11.726 | 16.508 | 22.227 | 50.461 |
| 480 | 6 | 11.837 | 16.383 | 22.707 | 50.927 |
| 480 | 7 | 11.499 | 16.452 | 22.161 | 50.112 |
| 480 | 8 | 11.517 | 16.303 | 21.888 | 49.708 |
| 480 | 9 | 11.495 | 16.274 | 22.114 | 49.883 |
| FINISH | | | | | |

474 MOREAU Sidney

| START | | | | | |
|-------|---|---------------|---------------|---------------|-----------------|
| 474 | 1 | | | | |
| 474 | 2 | 21.095 | 25.729 | 34.640 | 1:21.464 |

COUPE DE FRANCE - COUPE DES REGIONS

KZ2 Master et Gentleman

Essais Qualificatifs

Historique

| N° | Tour | Secteur 1 | Secteur 2 | Secteur 3 | Temps |
|---------------------------|------|-----------|-----------|-----------|----------|
| 504 TEIXEIRA Diogo | | | | | |
| START | | | | | |
| 504 | 1 | | | | |
| 504 | 2 | 15.533 | 21.242 | 26.083 | 1:02.858 |
| 504 | 3 | 13.190 | 17.373 | 27.932 | 58.495 |
| 504 | 4 | 13.031 | 17.210 | 22.858 | 53.099 |
| 504 | 5 | 11.881 | 16.763 | 22.626 | 51.270 |
| 504 | 6 | 11.776 | 16.349 | 22.526 | 50.651 |
| 504 | 7 | 11.706 | 16.548 | 22.424 | 50.678 |
| 504 | 8 | 11.747 | 16.622 | 23.090 | 51.459 |
| 504 | 9 | 12.540 | 17.573 | 23.203 | 53.316 |
| FINISH | | | | | |
| 504 | 10 | 11.832 | 16.585 | 22.828 | 51.245 |

511 PORTMANN Benoit

| N° | Tour | Secteur 1 | Secteur 2 | Secteur 3 | Temps |
|--------|------|-----------|-----------|-----------|--------|
| START | | | | | |
| 511 | 1 | | | | |
| 511 | 2 | 15.507 | 19.669 | 24.525 | 59.701 |
| 511 | 3 | 13.444 | 17.368 | 24.079 | 54.891 |
| 511 | 4 | 14.846 | 17.169 | 22.345 | 54.360 |
| 511 | 5 | 11.668 | 16.236 | 22.170 | 50.074 |
| 511 | 6 | 11.604 | 16.386 | 22.230 | 50.220 |
| 511 | 7 | 11.456 | 16.197 | 22.037 | 49.690 |
| FINISH | | | | | |

517 DUCROT Emmanuel

| N° | Tour | Secteur 1 | Secteur 2 | Secteur 3 | Temps |
|--------|------|-----------|-----------|-----------|----------|
| START | | | | | |
| 517 | 1 | | | | |
| 517 | 2 | 17.464 | 21.102 | 25.081 | 1:03.647 |
| 517 | 3 | 13.391 | 18.146 | 33.625 | 1:05.162 |
| 517 | 4 | 12.417 | 16.714 | 22.500 | 51.631 |
| 517 | 5 | 11.665 | 16.687 | 22.202 | 50.554 |
| 517 | 6 | 11.522 | 16.237 | 22.881 | 50.640 |
| 517 | 7 | 11.572 | 16.328 | 22.178 | 50.078 |
| 517 | 8 | 11.528 | 16.146 | 22.223 | 49.897 |
| 517 | 9 | 11.529 | 16.204 | 22.217 | 49.950 |
| FINISH | | | | | |
| 517 | 10 | 11.711 | 16.225 | 22.238 | 50.174 |

518 SCHOTT David

| N° | Tour | Secteur 1 | Secteur 2 | Secteur 3 | Temps |
|-------|------|-----------|-----------|-----------|----------|
| START | | | | | |
| 518 | 1 | | | | |
| 518 | 2 | 17.595 | 20.872 | 24.987 | 1:03.454 |
| 518 | 3 | 13.464 | 18.028 | 23.256 | 54.748 |
| 518 | 4 | 12.913 | 17.626 | 23.082 | 53.621 |

| N° | Tour | Secteur 1 | Secteur 2 | Secteur 3 | Temps |
|--------|------|-----------|-----------|-----------|--------|
| 518 | 5 | 11.859 | 16.733 | 22.390 | 50.982 |
| 518 | 6 | 11.643 | 16.642 | 22.197 | 50.482 |
| 518 | 7 | 11.690 | 16.451 | 22.346 | 50.487 |
| 518 | 8 | 11.577 | 16.711 | 22.307 | 50.595 |
| 518 | 9 | 11.815 | 16.451 | 22.331 | 50.597 |
| FINISH | | | | | |
| 518 | 10 | 12.811 | 17.289 | 22.430 | 52.530 |

520 BILLON Alain

| N° | Tour | Secteur 1 | Secteur 2 | Secteur 3 | Temps |
|--------|------|-----------|-----------|-----------|----------|
| START | | | | | |
| 520 | 1 | | | | |
| 520 | 2 | 20.468 | 23.000 | 27.031 | 1:10.499 |
| 520 | 3 | 14.582 | 17.660 | 22.933 | 55.175 |
| 520 | 4 | 12.094 | 16.459 | 22.330 | 50.883 |
| 520 | 5 | 11.794 | 16.580 | 22.219 | 50.593 |
| 520 | 6 | 11.759 | 16.479 | 22.690 | 50.928 |
| 520 | 7 | 11.933 | 19.962 | 26.321 | 58.216 |
| 520 | 8 | 11.942 | 16.430 | 22.495 | 50.867 |
| 520 | 9 | 11.796 | 16.601 | 22.410 | 50.807 |
| FINISH | | | | | |
| 520 | 10 | 11.925 | 16.465 | 22.429 | 50.819 |

521 BOULANGER-VERNAT Denis

| N° | Tour | Secteur 1 | Secteur 2 | Secteur 3 | Temps |
|--------|------|-----------|-----------|-----------|----------|
| START | | | | | |
| 521 | 1 | | | | |
| 521 | 2 | 19.673 | 24.328 | 28.843 | 1:12.844 |
| 521 | 3 | 15.710 | 19.138 | 26.358 | 1:01.206 |
| 521 | 4 | 13.014 | 18.295 | 24.057 | 55.366 |
| 521 | 5 | 12.482 | 17.324 | 23.298 | 53.104 |
| 521 | 6 | 12.340 | 17.030 | 23.332 | 52.702 |
| 521 | 7 | 11.976 | 17.298 | 23.443 | 52.717 |
| 521 | 8 | 12.273 | 17.194 | 23.680 | 53.147 |
| FINISH | | | | | |
| 521 | 9 | 12.216 | 17.039 | 23.601 | 52.856 |

533 DE GAYE Brice

| N° | Tour | Secteur 1 | Secteur 2 | Secteur 3 | Temps |
|--------|------|-----------|-----------|-----------|----------|
| START | | | | | |
| 533 | 1 | | | | |
| 533 | 2 | 15.763 | 19.952 | 25.104 | 1:00.819 |
| 533 | 3 | 13.021 | 18.108 | 23.364 | 54.493 |
| 533 | 4 | 12.903 | 21.143 | 23.059 | 57.105 |
| 533 | 5 | 11.622 | 16.225 | 22.299 | 50.146 |
| 533 | 6 | 11.482 | 16.255 | 22.047 | 49.784 |
| 533 | 7 | 11.473 | 16.128 | 21.815 | 49.416 |
| FINISH | | | | | |
| 533 | 8 | 11.458 | 16.333 | 23.664 | 51.455 |

COUPE DE FRANCE - COUPE DES REGIONS

KZ2 Master et Gentleman

Essais Qualificatifs

Historique

| N° | Tour | Secteur 1 | Secteur 2 | Secteur 3 | Temps |
|-------------------------------|------|-----------|-----------|-----------|----------|
| 552 BORDELET Dominique | | | | | |
| START | | | | | |
| 552 | 1 | | | | |
| 552 | 2 | 20.882 | 22.927 | 25.285 | 1:09.094 |
| 552 | 3 | 13.609 | 17.877 | 22.959 | 54.445 |
| 552 | 4 | 12.294 | 17.097 | 22.918 | 52.309 |
| 552 | 5 | 11.939 | 16.910 | 22.602 | 51.451 |
| 552 | 6 | 11.798 | 16.794 | 22.379 | 50.971 |
| 552 | 7 | 11.884 | 16.825 | 22.628 | 51.337 |
| 552 | 8 | 11.873 | 16.840 | 22.656 | 51.369 |
| 552 | 9 | 11.779 | 16.778 | 22.611 | 51.168 |
| FINISH | | | | | |

560 BIBAUT Remi

| N° | Tour | Secteur 1 | Secteur 2 | Secteur 3 | Temps |
|--------|------|-----------|-----------|-----------|----------|
| START | | | | | |
| 560 | 1 | | | | |
| 560 | 2 | 17.358 | 21.260 | 26.121 | 1:04.739 |
| 560 | 3 | 13.480 | 18.734 | 28.529 | 1:00.743 |
| 560 | 4 | 12.949 | 18.444 | 24.485 | 55.878 |
| 560 | 5 | 12.155 | 17.656 | 23.719 | 53.530 |
| 560 | 6 | 11.912 | 17.177 | 22.790 | 51.879 |
| 560 | 7 | 11.913 | 17.032 | 22.923 | 51.868 |
| 560 | 8 | 11.745 | 17.117 | 22.696 | 51.558 |
| 560 | 9 | 11.717 | 17.146 | 23.147 | 52.010 |
| FINISH | | | | | |
| 560 | 10 | 11.731 | 17.059 | 22.879 | 51.669 |

566 PODEVIN Michel

| N° | Tour | Secteur 1 | Secteur 2 | Secteur 3 | Temps |
|--------|------|-----------|-----------|-----------|----------|
| START | | | | | |
| 566 | 1 | | | | |
| 566 | 2 | 17.684 | 20.838 | 26.872 | 1:05.394 |
| 566 | 3 | 13.564 | 18.825 | 26.298 | 58.687 |
| 566 | 4 | 12.608 | 17.285 | 23.020 | 52.913 |
| 566 | 5 | 11.965 | 16.695 | 22.463 | 51.123 |
| 566 | 6 | 11.650 | 16.809 | 22.565 | 51.024 |
| 566 | 7 | 11.734 | 16.627 | 22.439 | 50.800 |
| 566 | 8 | 11.842 | 16.642 | 22.543 | 51.027 |
| 566 | 9 | 11.830 | 16.928 | 22.482 | 51.240 |
| FINISH | | | | | |
| 566 | 10 | 12.029 | 16.667 | 22.515 | 51.211 |

569 REDONDI Raphael

| N° | Tour | Secteur 1 | Secteur 2 | Secteur 3 | Temps |
|-------|------|-----------|-----------|-----------|----------|
| START | | | | | |
| 569 | 1 | | | | |
| 569 | 2 | 19.120 | 22.419 | 26.816 | 1:08.355 |

| N° | Tour | Secteur 1 | Secteur 2 | Secteur 3 | Temps |
|--------|------|-----------|-----------|-----------|----------|
| 569 | 3 | 15.510 | 22.198 | 24.336 | 1:02.044 |
| 569 | 4 | 11.881 | 16.608 | 22.154 | 50.643 |
| 569 | 5 | 11.678 | 16.382 | 24.459 | 52.519 |
| 569 | 6 | 11.759 | 16.785 | 22.355 | 50.899 |
| 569 | 7 | 11.593 | 16.247 | 21.964 | 49.804 |
| 569 | 8 | 11.634 | 16.408 | 21.907 | 49.949 |
| FINISH | | | | | |
| 569 | 9 | 11.651 | 16.290 | 22.143 | 50.084 |

578 TANT Benjamin

| N° | Tour | Secteur 1 | Secteur 2 | Secteur 3 | Temps |
|--------|------|-----------|-----------|-----------|----------|
| START | | | | | |
| 578 | 1 | | | | |
| 578 | 2 | 25.804 | 28.871 | 34.899 | 1:29.574 |
| 578 | 3 | 21.510 | 22.542 | 23.481 | 1:07.533 |
| 578 | 4 | 11.795 | 16.713 | 22.110 | 50.618 |
| 578 | 5 | 11.646 | 16.567 | 24.466 | 52.679 |
| 578 | 6 | 11.731 | 16.625 | 22.279 | 50.635 |
| 578 | 7 | 11.974 | 16.370 | 22.233 | 50.577 |
| 578 | 8 | 11.717 | 16.546 | 22.169 | 50.432 |
| FINISH | | | | | |
| 578 | 9 | 11.552 | 16.741 | 22.210 | 50.503 |

590 LEFEBVRE Frederic

| N° | Tour | Secteur 1 | Secteur 2 | Secteur 3 | Temps |
|--------|------|-----------|-----------|-----------|----------|
| START | | | | | |
| 590 | 1 | | | | |
| 590 | 2 | 25.835 | 25.003 | 28.734 | 1:19.572 |
| 590 | 3 | 14.069 | 20.071 | 25.932 | 1:00.072 |
| 590 | 4 | 13.432 | 18.393 | 23.587 | 55.412 |
| 590 | 5 | 11.933 | 16.872 | 22.528 | 51.333 |
| 590 | 6 | 11.985 | 16.725 | 22.590 | 51.300 |
| 590 | 7 | 11.852 | 16.636 | 22.649 | 51.137 |
| 590 | 8 | 11.742 | 16.662 | 22.352 | 50.756 |
| FINISH | | | | | |
| 590 | 9 | 11.753 | 17.117 | 23.464 | 52.334 |

595 MATHON Nicolas

| N° | Tour | Secteur 1 | Secteur 2 | Secteur 3 | Temps |
|-------|------|-----------|-----------|-----------|----------|
| START | | | | | |
| 595 | 1 | | | | |
| 595 | 2 | 17.432 | 21.076 | 26.920 | 1:05.428 |
| 595 | 3 | 13.583 | 18.843 | 28.591 | 1:01.017 |
| 595 | 4 | 12.944 | 18.571 | 24.250 | 55.765 |
| 595 | 5 | 11.797 | 16.531 | 22.244 | 50.572 |
| 595 | 6 | 11.648 | 16.398 | 22.228 | 50.274 |
| 595 | 7 | 11.931 | 16.408 | 22.048 | 50.387 |
| 595 | 8 | 11.547 | 16.314 | 22.119 | 49.980 |
| 595 | 9 | 11.671 | 16.543 | 22.370 | 50.584 |

COUPE DE FRANCE - COUPE DES REGIONS

KZ2 Master et Gentleman

Essais Qualificatifs

Historique

| N° | Tour | Secteur 1 | Secteur 2 | Secteur 3 | Temps |
|--------|------|-----------|-----------|-----------|--------|
| FINISH | | | | | |
| 595 | 10 | 11.595 | 16.517 | 22.420 | 50.532 |