

Qualifying Practice (QP)

Document 8.1 OFFICIAL

X30 JUNIOR

RESULTS

Printed at: 30/04/21 16:49

Rnk	N°	Driver	Nat. D	QPS1	QPS2	Time	Gap	Laps	Group
1	202	Pavan Sebastiano	ITA	50.168	-	50.168		8	A
2	228	Tornaghi Filippo	ITA	-	50.387	50.387	0.219	9	B
3	237	Alberto Paul	FRA	50.353	-	50.353	0.185	9	C
4	248	Olivieri Giulio	ITA	-	50.522	50.522	0.354	9	A
5	216	Cirelli Riccardo Leone	ITA	50.416	-	50.416	0.248	9	B
6	212	Ferrari Riccardo	ITA	-	50.532	50.532	0.364	9	C
7	218	Varbitzaliev Kaloyan	BGR	50.515	-	50.515	0.347	9	A
8	215	Monza Tiziano	SGP	-	50.545	50.545	0.377	9	B
9	225	Pirovano Andrea	ITA	50.520	-	50.520	0.352	8	C
10	205	Leopardi Samuele	ITA	-	50.570	50.570	0.402	9	A
11	217	Minetto Alessandro	ITA	50.533	-	50.533	0.365	8	B
12	235	Nostran Riccardo Guglielmo	ITA	-	50.577	50.577	0.409	9	C
13	234	Weisenburger Pacome	FRA	50.562	-	50.562	0.394	9	A
14	204	Marengi Francesco	ITA	-	50.638	50.638	0.470	9	B
15	208	Dal Col Leonardo	ITA	50.582	-	50.582	0.414	8	C
16	226	Fraboni Patrik	ITA	-	50.640	50.640	0.472	9	A
17	253	Lammers Rene	NLD	50.700	-	50.700	0.532	9	B
18	239	Sachse Lauritz	DNK	-	50.679	50.679	0.511	9	C
19	207	Maman Giacomo	ITA	50.712	-	50.712	0.544	8	A
20	243	Luca Paul Viisoreanu	ROU	-	50.694	50.694	0.526	9	B
21	238	Grasso Davide	ITA	50.838	-	50.838	0.670	8	C
22	231	Matis Barbe	FRA	-	50.708	50.708	0.540	9	A
23	254	Leveau Louis	DNK	50.858	-	50.858	0.690	8	B
24	203	Colnaghi Mattia	ITA	-	50.780	50.780	0.612	9	C
25	220	Lanfray Alan	FRA	50.896	-	50.896	0.728	9	A
26	201	Bettoni Luca	ITA	-	50.796	50.796	0.628	9	B
27	210	Dragan David	ROU	50.955	-	50.955	0.787	9	C
28	211	Predom Enzo	FRA	-	50.837	50.837	0.669	8	A
29	232	Puppo Matteo	ITA	50.960	-	50.960	0.792	8	B
30	252	Proietti Valerio	ITA	-	50.875	50.875	0.707	9	C
31	224	Hallman Enzo	SWE	50.975	-	50.975	0.807	8	A
32	233	Weixelbaumer Nando	AUT	-	50.937	50.937	0.769	8	B
33	230	Biasatti Cristian	ITA	51.099	-	51.099	0.931	8	C
34	249	Treur Jens	NLD	-	51.021	51.021	0.853	8	A
35	222	Marconato Davide	ITA	51.106	-	51.106	0.938	8	B

Gap Between Series : 100.44%



Scan this QR code for live timing














Qualifying Practice (QP)

Document 8.1 OFFICIAL

X30 JUNIOR

RESULTS

Printed at: 30/04/21 16:49

Rnk	N°	Driver	Nat. D	QPS1	QPS2	Time	Gap	Laps	Group
36	244	Florescu Potolea Zoe		-	51.055	51.055	0.887	8	C
37	236	Danova Federico		51.208	-	51.208	1.040	8	A
38	247	Stroescu Dinu Sabin		-	51.493	51.493	1.325	5	B
39	223	Rodella Alvisè		51.342	-	51.342	1.174	9	C
40	227	Normann Tobias		-	51.581	51.581	1.413	9	A
41	229	Filogamo Armando		51.515	-	51.515	1.347	8	B
42	245	Reveillere Leny		-	51.644	51.644	1.476	8	C
43	219	Borri Mattia		52.258	-	52.258	2.090	8	A
44	206	Castellozzi Roberto		-	51.896	51.896	1.728	8	B
45	209	Rubes Lorenzo		-	52.381	52.381	2.213	8	C
Not Classified									
	246	Guidotti Matteo		No Time	-				A

Gap Between Series : 100.44%



32°TROFEO ANDREA MARGUTTI (ITA) 29/04 - 02/05/2021

Time Keeping By Ficr



Scan this QR code for live timing

