







Iame Series Benelux (Round 2)
X30 Junior
Classement Officiel / Official classification

Clt Rnk	N° No.	Pilote Driver	Nat	Séance 1 Session 1	Séance 2 Session 2	Temps Time	Ecart Gap	Interv.
1	131	OUTRAN Clément		56.382		56.382		
2	116	LOUIS Victor			56.642	56.642	+0.260	+0.042
3	119	RAMAEKERS Thibaut		56.495		56.495	+0.113	+0.113
4	106	PRUVOST Llyes			56.671	56.671	+0.289	+0.029
5	166	DEN HONDT Nathanaël		56.519		56.519	+0.137	+0.024
6	192	KAMEN Julian			56.740	56.740	+0.358	+0.069
7	125	ABRAHAM Kimmy		56.550		56.550	+0.168	+0.031
8	120	WEISENBURGER Pacome			56.798	56.798	+0.416	+0.058
9	115	VAUSORT Arthur		56.600		56.600	+0.218	+0.050
10	104	CLOSMENIL Adrien			56.814	56.814	+0.432	+0.016
11	143	VAN VOSKUILEN San		56.855		56.855	+0.473	+0.041
12	193	PIRMEZ Théo			56.910	56.910	+0.528	+0.055
13	185	BARTHELEMY Lucas		56.973		56.973	+0.591	+0.016
14	128	MASSAUX Clément			56.916	56.916	+0.534	+0.006
15	111	CONSTANT Alexis		56.992		56.992	+0.610	+0.019
16	157	BONTE Youri			56.936	56.936	+0.554	+0.020
17	137	ALBERTO Paul		57.035		57.035	+0.653	+0.031
18	151	VISSER Dylan			56.957	56.957	+0.575	+0.021
19	142	TERLOUW Matthijs		57.036		57.036	+0.654	+0.001
20	147	FERRAZZANO Aaron			57.004	57.004	+0.622	+0.012
21	121	VUIK Henk Jr		57.069		57.069	+0.687	+0.033
22	159	LACROIX Simon			57.073	57.073	+0.691	+0.004
23	129	COUTURE Iliano		57.085		57.085	+0.703	+0.012
24	149	BLONK Riemer			57.120	57.120	+0.738	+0.006
25	161	GELADE Thibault		57.114		57.114	+0.732	+0.029
26	140	UBBEN Sverre			57.136	57.136	+0.754	+0.014
27	188	KROONE Tristan		57.122		57.122	+0.740	+0.002
28	123	VANHULLE Jules			57.139	57.139	+0.757	+0.003
29	197	QUINCE Thomas		57.253		57.253	+0.871	+0.022
30	126	VENNINK Lars			57.196	57.196	+0.814	+0.057
31	175	RAHALI Adam		57.320		57.320	+0.938	+0.005
32	144	KOWALESKI Patrice			57.208	57.208	+0.826	+0.012
33	127	HORCICKA Lukas		57.378		57.378	+0.996	+0.057
34	134	MULLER Joep			57.222	57.222	+0.840	+0.014
35	155	VERDOOLD Bas		57.396		57.396	+1.014	+0.018
36	164	VAN DE KERCHOVE Matteo			57.231	57.231	+0.849	+0.009
37	145	BERTSSON Vilgot		57.402		57.402	+1.020	+0.006
38	150	MEERSCHAUT Mattiz			57.286	57.286	+0.904	+0.033
39	139	VAN DEN MUNNIKHOF Sjoerd		57.435		57.435	+1.053	+0.033
40	186	WOUTERS Mirco			57.315	57.315	+0.933	+0.029
41	124	MELI Angelo		57.483		57.483	+1.101	+0.048
42	102	KIEFFER Lenny			57.321	57.321	+0.939	+0.001
43	107	BERTON Antoine		57.668		57.668	+1.286	+0.050
44	165	BURY Darell			57.565	57.565	+1.183	+0.082
45	162	WELLENS Kyano		57.702		57.702	+1.320	+0.034
46	112	EVEN Sam			57.618	57.618	+1.236	+0.053
47	117	VANDERSTAPPEN Arthur		57.959		57.959	+1.577	+0.234

lame Series Benelux (Round 2)

X30 Junior

Classement Officiel / Official classification

Clt Rnk	N° No.	Pilote Driver	Nat	Séance 1 Session 1	Séance 2 Session 2	Temps Time	Ecart Gap	Interv.
48	148	LABRANCHE Justin			57.715	57.715	+1.333	+0.013
49	133	FRANCK Antoine		58.409		58.409	+2.027	+0.033
50	136	VOS Rinse			57.725	57.725	+1.343	+0.010
51	177	MINNS Sebastian		58.794		58.794	+2.412	+0.385
52	173	CEREZOV Sebastian			58.376	58.376	+1.994	+0.417
53	110	DE GROOTE Romy		1:04.452		1:04.452	+8.070	+5.658

Ecart entre les groupes : 0.461% /

Chronométrage

Heure d'affichage

Steward #1