

KZ2

FINAL Rnd 1 (F)

Document 16.1 OFFICIAL

Results Rnd 1

Rnk	No.	Entrant	Nat	Driver	Nat	Equipment	Laps	Time	Gap	Interv.	Best lap	Penalty	Points
1	▲1	109 KR motorsport	ITA	ALBANESE DANILO	ITA	KR / IAME / VEGA	20	16:06.786			47.771		60
2	▲6	113 KR motorsport	ITA	PEX STAN	NLD	KR / TM RACING / VEGA	20	16:07.335	0.549	0.549	47.852		40
3	▼2	106 CPB Sport	FR	VAN WALSTIJN SENNA	NLD	Sodikart / TM RACING / VEGA	20	16:09.726	2.940	2.391	47.857		30
4	▲3	110 KR motorsport	ITA	VALTANEN JUHO	FIN	KR / TM RACING / VEGA	20	16:09.794	3.008	0.068	47.722		20
5	▼1	103 Praga Racing Team	ITA	LEUILLET TOM	FR	PRAGA / TM RACING / VEGA	20	16:10.064	3.278	0.270	47.844		15
6	▼1	128 MARSEGLIA PASQUALE	ITA	MARSEGLIA LEONARDO	ITA	BIREL ART / TM RACING / VEG	20	16:10.147	3.361	0.083	47.961		12
7	▲4	102 Leclerc by Lennox Racing	ITA	VAN HOEPEN LAURENS	NLD	BIREL ART / TM RACING / VEG	20	16:11.098	4.312	0.951	47.923		10
8	▼5	101 Leclerc by Lennox Racing	ITA	GUSTAFSSON VIKTOR	SWE	BIREL ART / TM RACING / VEG	20	16:12.688	5.902	1.590	47.740		9
9	▲1	107 CPB Sport	FR	GIANNONI LORENZO	ITA	Sodikart / TM RACING / VEGA	20	16:13.400	6.614	0.712	48.133		8
10	▲6	105 CPB Sport	FR	ARTAMONOV NIKITA	RUS	Sodikart / TM RACING / VEGA	20	16:15.624	8.838	2.224	48.132		7
11	▲1	111 TEAM DRIVER RACING KART	ITA	DE MARCO DAVIDE	ITA	KR / IAME / VEGA	20	16:12.986	11.200	2.362	48.056	+5.000	6
12	▼6	104 CPB Sport	FR	VYACHESLAV PUTYATIN	UKR	Sodikart / TM RACING / VEGA	20	16:18.142	11.356	0.156	48.016		5
13	≡	112 Strnadel Motorsport	CZE	BELHOCINE SEBASTIEN	CZE	Kosmic / TM RACING / VEGA	20	16:18.800	12.014	0.658	48.311		4
14	≡	119 GLADSTEIN ALEXANDRE	FR	GLADSTEIN ALEXANDRE	FR	BIREL ART / TM RACING / VEG	20	16:21.478	14.692	2.678	48.163		3
15	≡	115 INTREPID DRIVER PROGRAM	ITA	FURNYKA MYKYTA	UKR	INTREPID / TM RACING / VEGA	20	16:21.716	14.930	0.238	48.373		2
16	▼7	114 Amk Zanatlja	HRV	POKOS JAN	HRV	CRG / TM RACING / VEGA	9	7:22.856	11 Laps	11 Laps	48.032		1

No.111 DE MARCO DAVIDE : Time penalty of 5 s for incorrectly installed front fairing or incorrect position of front fairing. According to Stewards' Decision No.59.

Leaders : No.106 VAN WALSTIJN SENNA (1-14) / No.109 ALBANESE DANILO (15-20)

Start Time : 29/11 - 11:07:45 Best lap : No.110 VALTANEN JUHO 47.722 98.22 kph

Weather : Slightly cloudy Air : 12°C Track : Dry Event Record : No.101 GUSTAFSSON VIKTOR 47.319 99.06 kph

No.104 02:19 Lap 2

Chairman of the Panel Steward Steward

DOCUMENT N° 59

DECISIONE DEI COMMISSARI SPORTIVI
STEWARDS' DECISION

PENALITA INFLITTA AL CONCORRENTE (NOME): PENALTY INFLICTED UPON THE ENTRANT (NAME):	TEAM DRIVER RACING KART
NAZIONALITA / NATIONALITY:	ITA
No.: 111 No.:	PILOTA : DRIVER : DE MARCO DAVIDE

Parte dell'evento: **KZ2 - FINAL Rnd 1**
 Concerns the part of the event:

DECISIONE / STATEMENT

5 s time penalty in the session mentioned above.

MOTIVAZIONE / REASON:

The front fairing of kart mentioned above was not in the correct position (according to technical drawing no. 2d) when the chequered flag was waved and the kart concerned crossed the finish line.
 The Stewards impose this penalty after receiving of the relevant report of Judge of Facts and in application of the Art 2.3.3 General Prescriptions CIK-FIA 2020 and the relevant Bulletins.
 and in application of the bulletins c of the rpg of the WSK.

Decisione annunciata Data / Date: **29/11/2020** Ora /Time: **11:31**
Decision announced

Nome / Name	Firma / Signature
Presidente del Collegio / Chairman of the Panel: Di Bari Oronzo (ITA)	
Membri del Collegio / Members of the Panel: Chillon Angela (ITA)	
Legrottaglie Sante (ITA)	

NOTIFICAZIONE AL CONCORRENTE / NOTIFICATION TO THE RELEVANT ENTRANT

Io sottoscritto:
 I undersigned: Nome Cognome / personal name

Rappresentante del Concorrente: **TEAM DRIVER RACING KART**
 Representing the Entrant: Nome del Concorrente / Entrant's name

Certifico che sono stato informato del documento No. **59** dai Commissari Sportivi dell'Evento.
 Certify that I have been notified of document No. by the Stewards of the Meeting.

Data / Date: Ora /Time: Firma / Signature:



















KZ2 FINAL Rnd 1 (F)
Lap Chart

For information purposes. No official / regulatory value

	1	2	3	4	5	6	7	8	9	10	11	12	13	14	15	16
Grid	106	109	101	103	128	104	110	113	114	107	102	111	112	119	115	105
Start	106	109	103	101	128	104	113	110	107	114	111	102	112	119	105	115
Lap 1 <i>Interval</i>	106	109 0.1	101 0.8	113 0.2	128 0.2	107 0.6	103 0.1	110 0.4	111 0.2	114 0.0	104 0.1	112 0.0	102 0.1	119 0.3	105 0.0	115 0.3
Lap 2	106	109 0.1	101 0.7	113 0.1	128 0.6	103 0.8	107 0.1	110 0.2	111 0.7	114 0.1	104 0.1	102 0.2	112 0.4	105 0.1	115 0.8	119 0.3
Lap 3	106	109 0.1	101 0.6	113 0.3	128 0.7	103 0.6	110 0.4	107 0.3	111 0.5	102 0.4	104 0.2	114 0.4	105 0.5	112 0.1	115 0.8	119 0.5
Lap 4	106	113 0.6	109 0.2	128 0.6	103 0.2	110 0.2	107 0.7	111 0.5	102 0.3	104 0.3	114 0.7	105 0.3	112 0.5	115 1.1	119 0.4	101 1.1
Lap 5	106	113 0.6	109 0.1	103 0.9	128 0.4	110 0.0	107 0.7	111 0.3	102 0.1	104 0.4	114 0.7	105 0.5	112 0.6	115 1.3	119 0.6	101 0.7
Lap 6	106	113 0.8	109 0.1	103 0.9	110 0.6	128 0.4	107 0.5	111 0.2	102 0.1	104 0.4	114 0.6	105 0.6	112 0.9	115 1.4	119 0.5	101 0.0
Lap 7	106	113 0.6	109 0.1	103 0.8	110 0.5	128 0.6	107 0.6	111 0.3	102 0.1	104 0.3	114 0.5	105 0.8	112 1.1	115 1.4	101 0.2	119 0.6
Lap 8	106	109 1.0	113 0.2	103 0.4	110 0.3	128 0.9	107 0.7	102 0.4	111 0.2	104 0.2	114 0.3	105 0.9	112 1.3	101 1.2	115 0.7	119 0.4
Lap 9	106	109 0.8	113 0.3	103 0.4	110 0.2	128 1.1	107 0.9	102 0.2	111 0.3	104 0.4	114 0.2	105 1.0	112 1.3	101 0.5	115 1.4	119 0.3
Lap 10	106	109 0.6	113 0.4	103 0.5	110 0.1	128 1.2	107 1.0	102 0.1	111 0.3	105 2.0	112 1.3	101 0.0	104 1.4	115 0.5	119 0.4	
Lap 11	106	109 0.5	113 0.3	103 0.5	110 0.2	128 1.2	102 1.4	111 0.4	107 0.1	105 1.7	101 1.0	112 0.3	104 1.5	115 0.6	119 0.2	
Lap 12	106	109 0.2	113 0.3	103 0.5	110 0.2	128 1.5	102 1.4	111 0.4	107 0.2	105 1.8	101 0.5	112 1.0	104 1.2	119 0.9	115 0.2	
Lap 13	106	109 0.1	113 0.3	103 0.4	110 0.2	128 1.8	102 1.4	111 0.4	107 0.3	105 1.8	101 0.0	112 1.7	104 1.1	119 1.4	115 0.0	
Lap 14	106	109 0.1	113 0.1	103 0.4	110 0.0	128 2.0	102 1.2	111 0.6	107 0.5	101 1.6	105 0.5	112 1.3	104 1.0	119 2.0	115 0.4	
Lap 15	109	113 0.1	106 0.4	110 0.2	103 0.1	128 1.4	102 1.2	111 0.7	107 0.4	101 1.2	105 0.9	112 1.5	104 0.7	119 2.3	115 0.4	
Lap 16	109	113 0.2	106 0.5	103 0.3	110 0.2	128 1.1	102 1.1	111 0.9	107 0.5	101 0.8	105 1.3	112 1.7	104 0.4	119 2.5	115 0.8	
Lap 17	109	113 0.2	106 0.6	103 0.1	110 0.5	128 0.9	102 1.3	111 0.9	107 0.6	101 0.4	105 1.7	112 2.0	104 0.1	119 2.6	115 0.9	
Lap 18	109	113 0.4	106 1.7	103 0.0	110 0.0	128 0.6	102 1.2	111 1.1	101 0.6	107 0.2	105 1.9	112 2.3	104 0.0	119 2.7	115 0.9	
Lap 19	109	113 0.5	106 1.9	110 0.1	103 0.2	128 0.3	102 1.2	111 1.1	101 0.2	107 0.6	105 2.0	104 2.4	112 0.3	119 2.6	115 0.6	
Lap 20	109	113 0.5	106 2.3	110 0.0	103 0.2	128 0.0	102 0.9	101 1.5	111 0.2	107 0.4	105 2.2	104 2.5	112 0.6	119 2.6	115 0.2	

**KZ2****FINAL Rnd 1 (F)**
Starting Grid RND 1**Document 14**

115 FURNYKA MYKYTA INTREPID / TM RACING / VEGA		8	105 ARTAMONOV NIKITA Sodikart / TM RACING / VEGA	
112 BELHOCINE SEBASTIEN Kosmic / TM RACING / VEGA		7	119 GLADSTEIN ALEXANDRE BIREL ART / TM RACING / VEGA	
102 VAN HOEPEN LAURENS BIREL ART / TM RACING / VEGA		6	111 DE MARCO DAVIDE KR / IAME / VEGA	
114 POKOS JAN CRG / TM RACING / VEGA		5	107 GIANNONI LORENZO Sodikart / TM RACING / VEGA	
110 VALTANEN JUHO KR / TM RACING / VEGA		4	113 PEX STAN KR / TM RACING / VEGA	
128 MARSEGLIA LEONARDO BIREL ART / TM RACING / VEGA		3	104 VYACHESLAV PUTYATIN Sodikart / TM RACING / VEGA	
101 GUSTAFSSON VIKTOR BIREL ART / TM RACING / VEGA		2	103 LEUILLET TOM PRAGA / TM RACING / VEGA	
106 VAN WALSTIJN SENNA Sodikart / TM RACING / VEGA		1	109 ALBANESE DANILO KR / IAME / VEGA	

POLE POSITION