

CIRCUIT INTERNATIONAL SALBRIS CHAMPIONNAT DE FRANCE JUNIOR 28 au 30 août 2020



Junior

Préfinale (P-FIN)

Document 20.1

Résultats fournis a titre indicatif uniquement
seul l'affichage officiel fait foi.

Sous réserve du contrôle technique ou d'incidents d'ordre sportif

Clt	Num	Nom	Tours	Ecart	Interv.	Meilleur tour	Pénalité
1	11	GIUSTI ALESSANDRO	12			1:00.793	
2	26	PEUGEOT ENZO	12	0.220	0.220	1:00.787	
3	8	NICOULEAU WILLIAM	12	0.429	0.209	1:00.768	
4	24	PONCEL LEO	12	5.171	4.742	1:00.707	
5	12	GAY--BARDIAUX YOAN	12	5.323	0.152	1:00.639	
6	18	LEITE ANTONIO	12	5.433	0.110	1:00.686	
7	9	SIMON GASPARD	12	5.513	0.080	1:00.532	
8	5	ANDRIOLO ROMAIN	12	5.550	0.037	1:00.438	+5.000
9	16	MCFARLANE CAMILLE	12	5.667	0.117	1:00.850	
10	22	SARRAZIN PABLO	12	5.934	0.267	1:00.806	
11	7	VAYRON ELLIOTT	12	6.033	0.099	1:00.455	+5.000
12	29	PY OSCAR	12	6.257	0.224	1:00.401	
13	27	BARTHELEMY MICAH	12	6.329	0.072	1:00.578	
14	6	BODET-COLAROFF JULI	12	6.472	0.143	1:00.833	
15	4	CALDARAS ENZO	12	6.725	0.253	1:01.024	
16	10	DHAHRI SAMI	12	7.167	0.442	1:01.039	
17	20	FIDRIE CLEMENT	12	7.273	0.106	1:00.673	
18	15	CLERICY LORIS	12	10.609	3.336	1:00.488	+10.000
19	25	TROJANI PAUL	12	11.565	0.956	1:01.567	
20	28	BRIZZI LUCCA	12	13.758	2.193	1:00.999	+5.000
21	14	HERVE ALEXANDRA	9	3 Tours	3 Tours	1:00.872	
22	19	POULAIN ARTHUR	0	12 Tours	9 Tours		
23	2	SIN ALVIN	0	12 Tours	0.000		

Tête de course : Num26 PEUGEOT ENZO (1-3) / Num11 GIUSTI ALESSANDRO (4-5) / Num26 PEUGEOT ENZO (6-7) / Num11 GIUSTI ALESSANDRO (8-9) / Num8 NICOULEAU WILLIAM (10-11) / Num11 GIUSTI ALESSANDRO (12-12)

Départ : 30/08 - 10:31:59


Meilleur tour : Num29 PY OSCAR 1:00.401 89.40 km/h
Record de l'épreuve : Num19 POULAIN ARTHUR 1:00.073 89.89 km/h

Championnat de France Junior Endurance 28-30/08/2020

Page 1 / 1

Apex Timing

ASK Salbris



CIRCUIT INTERNATIONAL SALBRIS

CHAMPIONNAT DE FRANCE

JUNIOR

28 au 30 août 2020



Junior

Préfinale (P-FIN)
Tableau des tours

Pour information, sans valeur officielle

	1	2	3	4	5	6	7	8	9	10	11	12	13	14	15	16	17	18	19	20	21	22	23
Grille	26	11	19	8	24	7	15	5	12	16	22	29	20	27	4	10	28	16	14	2	25	9	6
Départ																							
Tour 1 Intervalle	26 0.6	8 0.0	11 0.2	7 0.1	5 0.5	15 0.2	12 0.1	24 0.1	16 0.1	27 0.3	22 0.2	4 0.2	20 1.1	18 0.2	28 0.7	10 0.3	6 0.1	9 0.1	29 0.6	14 0.2	25 0.3		
Tour 2	26 0.5	11 0.0	8 0.7	7 0.0	5 0.0	15 0.1	12 0.1	24 0.1	16 0.1	27 0.0	22 0.9	4 0.1	18 1.4	20 0.4	6 0.6	28 0.4	10 0.0	29 0.1	9 0.0	14 0.2	25 0.7		
Tour 3	26 0.2	11 0.2	8 1.2	15 0.1	5 0.6	7 0.1	12 0.0	24 0.1	16 0.1	27 0.1	22 0.1	4 0.1	18 1.1	20 0.5	6 0.4	29 0.9	10 0.2	9 0.1	28 0.3	14 0.2	25 0.5		
Tour 4	11 0.1	26 0.1	8 1.2	15 0.2	5 0.3	7 1.0	12 0.0	24 0.0	16 0.0	27 0.1	22 0.1	4 0.2	18 0.1	20 0.8	6 0.2	29 0.8	9 0.6	10 0.3	28 0.3	14 0.1	25 1.3		
Tour 5	11 0.1	26 0.1	8 0.9	15 0.1	5 0.3	7 2.4	12 0.3	24 0.3	16 0.0	27 0.1	22 0.2	4 0.5	18 0.0	20 0.3	6 0.0	29 0.0	9 0.1	10 0.8	28 1.2	14 0.0	25 1.4		
Tour 6	26 0.0	11 0.1	8 0.3	7 0.2	15 0.7	5 1.6	12 0.2	24 0.6	16 0.8	22 0.1	18 0.6	4 0.6	6 0.1	20 0.1	9 0.0	29 0.4	10 0.1	27 0.4	28 0.9	14 0.2	25 1.2		
Tour 7	26 0.0	11 0.1	8 0.1	7 0.4	15 0.5	5 2.7	12 0.0	24 0.1	16 0.5	18 0.2	22 0.2	4 1.5	6 0.0	9 0.0	29 0.5	20 0.2	27 0.0	10 0.2	14 1.2	28 0.2	25 1.0		
Tour 8	11 0.2	8 0.2	7 0.1	15 0.1	26 0.1	5 3.5	24 0.2	12 0.2	16 0.2	18 0.1	22 0.1	6 2.3	9 0.0	29 0.9	27 0.0	4 0.3	10 0.2	20 0.5	14 0.1	28 0.2	25 0.9		
Tour 9	11 0.0	8 0.0	7 0.7	26 0.1	15 0.2	5 2.5	24 0.2	12 0.7	18 0.3	16 0.2	22 0.2	9 2.1	6 0.2	29 0.4	27 0.1	4 0.6	10 0.2	20 0.1	14 0.1	28 0.3	25 1.6		
Tour 10	8 0.2	7 0.1	26 0.3	11 0.1	5 0.2	15 3.0	12 0.0	24 0.1	18 0.2	16 0.2	22 0.1	9 1.8	29 0.5	6 0.1	27 0.0	4 1.1	10 0.7	20 0.7	28 0.3	25 1.6			
Tour 11	8 0.1	7 0.1	26 0.1	11 0.2	5 0.2	15 4.2	24 0.1	12 0.2	18 0.2	16 0.0	22 0.1	9 0.2	29 0.3	27 0.5	6 0.4	4 1.0	10 0.7	20 0.4	28 0.8	25 2.4			
Tour 12	11 0.2	26 0.2	8 0.1	5 0.0	15 0.4	7 4.1	24 0.1	12 0.1	18 0.1	9 0.0	16 0.1	22 0.2	29 0.3	27 0.0	6 0.1	4 0.2	10 0.4	20 0.1	28 1.4	25 2.8			



CIRCUIT INTERNATIONAL SALBRIS CHAMPIONNAT DE FRANCE JUNIOR 28 au 30 août 2020



Junior

**Préfinale (P-FIN)
Analyse des tours**

Pour information, sans valeur officielle

Tours Secteur 1 Secteur 2 Secteur 3 ps au tour					Tours Secteur 1 Secteur 2 Secteur 3 ps au tour					Tours Secteur 1 Secteur 2 Secteur 3 ps au tour				
Num4 CALDARAS ENZO X					Num7 VAYRON ELLIOTT					Num10 DHAHRI SAMI X				
1	23.982	19.050	22.512	1:04.849	12	20.728	18.613	22.831	1:02.172	11	20.703	17.981	21.885	1:00.569
2	20.948	18.697	22.020	1:01.665	1	22.867	18.770	22.276	1:02.746	12	21.131	18.541	22.915	1:02.587
3	21.019	18.421	22.053	1:01.493	2	21.135	18.575	22.457	1:02.167	1	25.941	19.245	22.705	1:07.347
4	21.070	18.460	22.155	1:01.685	3	21.683	18.599	22.005	1:02.287	2	21.345	18.568	22.316	1:02.229
5	21.307	18.833	22.413	1:02.553	4	20.796	18.085	21.897	1:00.778	3	20.949	18.287	22.488	1:01.724
6	20.991	18.767	22.283	1:02.041	5	20.598	18.055	21.802	1:00.455	4	20.818	18.486	22.131	1:01.435
7	21.108	18.257	22.480	1:01.845	6	20.581	18.034	22.103	1:00.718	5	20.762	18.167	22.131	1:01.060
8	22.083	19.321	22.204	1:03.608	7	20.887	18.050	21.775	1:00.712	6	20.737	18.400	22.327	1:01.464
9	20.953	18.217	22.053	1:01.223	8	20.999	18.223	22.079	1:01.301	7	21.007	18.928	22.232	1:02.167
10	20.713	18.175	22.136	1:01.024	9	20.973	18.087	21.864	1:00.924	8	21.134	19.205	22.180	1:02.519
11	20.875	18.150	22.021	1:01.046	10	21.268	18.425	21.936	1:01.629	9	20.944	18.228	22.056	1:01.228
12	20.833	18.286	22.270	1:01.389	11	20.934	18.195	21.851	1:00.980	10	21.311	18.239	22.035	1:01.585
Num5 ANDRIOLO ROMAIN					Num8 NICOLEAU WILLIAM					Num11 GIUSTI ALESSANDRO				
1	22.996	18.772	22.223	1:02.900	12	21.131	19.240	23.661	1:04.032	11	20.762	18.171	22.106	1:01.039
2	21.112	18.606	22.302	1:02.020	1	22.415	18.835	22.411	1:02.409	12	20.713	18.160	22.193	1:01.066
3	21.184	18.404	22.022	1:01.610	2	21.281	18.493	21.987	1:01.761	1	22.662	18.785	22.397	1:02.507
4	20.912	18.164	22.048	1:01.124	3	20.749	18.361	21.891	1:01.001	2	21.070	18.371	22.123	1:01.564
5	20.530	18.055	21.853	1:00.438	4	20.829	18.310	21.900	1:01.039	3	20.754	18.152	21.961	1:00.867
6	20.568	18.170	23.263	1:02.001	5	20.788	18.135	21.845	1:00.768	4	20.808	18.191	21.990	1:00.989
7	20.813	18.058	21.936	1:00.807	6	20.861	18.462	22.473	1:01.796	5	20.753	18.076	21.964	1:00.793
8	20.610	17.999	22.083	1:00.692	7	20.965	18.211	21.813	1:00.989	6	21.195	18.619	22.062	1:01.876
9	21.020	18.659	21.993	1:01.672	8	21.003	18.225	21.958	1:01.186	7	20.929	18.187	21.909	1:01.025
10	20.663	18.236	22.121	1:01.020	9	20.861	18.085	22.124	1:01.070	8	20.857	18.237	21.993	1:01.087
11	20.893	18.190	21.860	1:00.943	10	21.239	18.190	22.025	1:01.454	9	21.161	18.166	21.920	1:01.247
12	21.327	18.993	22.699	1:03.019	11	20.922	18.157	21.989	1:01.068	10	21.086	18.193	22.945	1:02.224
Num6 BODET-COLAROFF JULI X					Num9 SIMON GASPARD					Num12 GAY--BARDIAUX YOAN				
1	25.816	19.426	22.390	1:07.480	12	21.207	19.690	22.687	1:03.584	11	20.802	18.147	21.862	1:00.811
2	20.976	18.473	22.152	1:01.601	1	25.799	19.774	22.371	1:07.615	12	21.103	19.076	22.527	1:02.706
3	20.798	18.225	22.000	1:01.023	2	21.197	18.529	22.508	1:02.234	1	23.534	18.816	22.414	1:03.710
4	20.789	18.096	21.948	1:00.833	3	21.034	18.214	22.339	1:01.587	2	20.802	18.332	22.258	1:01.392
5	20.812	18.412	22.560	1:01.784	4	20.752	18.244	21.992	1:00.988	3	21.168	18.800	22.283	1:02.251
6	20.887	18.491	22.294	1:01.672	5	20.608	17.960	21.964	1:00.532	4	20.861	18.401	22.398	1:01.660
7	21.170	18.238	22.393	1:01.801	6	21.151	18.507	22.013	1:01.671	5	21.053	18.751	22.086	1:01.890
8	21.552	18.495	22.107	1:02.154	7	21.150	18.139	22.366	1:01.655	6	20.750	18.164	21.923	1:00.837
9	20.909	18.398	22.055	1:01.362	8	21.864	18.215	22.037	1:02.116	7	20.945	18.557	22.513	1:02.015
10	20.853	18.092	22.112	1:01.057	9	20.919	18.220	21.972	1:01.111	8	21.074	18.633	21.983	1:01.690
11	21.127	18.108	21.994	1:01.229	10	20.644	17.970	21.930	1:00.544	9	20.749	18.064	21.826	1:00.639



CIRCUIT INTERNATIONAL SALBRIS CHAMPIONNAT DE FRANCE JUNIOR 28 au 30 août 2020



Junior

**Préfinale (P-FIN)
Analyse des tours**

Pour information, sans valeur officielle

Tours	Secteur 1	Secteur 2	Secteur 3	ps au tour
10	20.688	18.464	22.332	1:01.484
11	21.074	18.676	22.581	1:02.331
12	21.101	19.063	22.956	1:03.120

Num14 HERVE ALEXANDRA				
1	26.170	20.145	22.646	1:08.504
2	20.976	18.391	22.246	1:01.613
3	21.163	18.580	22.106	1:01.849
4	20.792	18.415	22.118	1:01.325
5	21.146	18.467	22.264	1:01.877
6	21.101	18.533	22.115	1:01.749
7	21.107	18.569	22.041	1:01.717
8	20.881	18.621	22.465	1:01.967
9	20.756	18.268	21.848	1:00.872

Num15 CLERICY LORIS				
1	23.368	18.932	22.286	1:03.450
2	20.858	18.381	22.285	1:01.524
3	21.029	18.389	22.006	1:01.424
4	20.922	18.167	21.955	1:01.044
5	20.619	18.008	21.861	1:00.488
6	20.549	18.151	22.752	1:01.452
7	20.773	18.256	21.893	1:00.922
8	20.751	18.204	22.078	1:01.033
9	21.075	18.714	21.846	1:01.635
10	20.761	18.317	22.487	1:01.565
11	20.766	18.241	21.955	1:00.962
12	21.194	18.933	22.679	1:02.806

Num16 MCFARLANE CAMILLE X				
1	23.625	18.950	22.344	1:04.010
2	20.988	18.394	22.012	1:01.394
3	21.572	18.478	22.145	1:02.195
4	20.900	18.542	22.216	1:01.658
5	21.186	18.888	21.970	1:02.044
6	21.005	18.283	22.008	1:01.296
7	20.735	18.186	22.338	1:01.259
8	21.110	18.651	22.116	1:01.877
9	21.407	18.156	21.884	1:01.447
10	20.648	18.203	21.999	1:00.850
11	20.970	18.719	22.444	1:02.133

Tours	Secteur 1	Secteur 2	Secteur 3	ps au tour
12	21.322	18.803	23.075	1:03.200

Num18 LEITE ANTONIO				
1	25.444	18.943	22.357	1:06.266
2	20.897	18.640	22.158	1:01.695
3	20.862	18.218	22.100	1:01.180
4	20.747	18.073	21.866	1:00.686
5	21.334	18.808	22.349	1:02.491
6	20.970	18.408	21.942	1:01.320
7	20.730	18.032	21.961	1:00.723
8	20.725	18.619	22.168	1:01.512
9	21.062	18.115	21.818	1:00.995
10	20.712	18.092	22.093	1:00.897
11	21.032	18.794	22.509	1:02.335
12	20.979	19.107	22.943	1:03.029

Num20 FIDRIE CLEMENT				
1	25.422	18.888	22.500	1:05.984
2	21.045	19.080	22.287	1:02.412
3	20.900	18.305	22.099	1:01.304
4	20.746	18.189	22.057	1:00.992
5	20.834	18.595	22.532	1:01.961
6	21.195	18.685	21.995	1:01.875
7	21.572	18.717	22.248	1:02.537
8	21.278	19.756	22.391	1:03.425
9	20.766	18.237	21.837	1:00.840
10	21.929	18.219	22.053	1:02.201
11	20.670	18.129	21.874	1:00.673
12	20.684	18.191	21.890	1:00.765


Num22 SARRAZIN PABLO X				
1	23.743	19.163	22.658	1:04.631
2	21.104	18.581	22.080	1:01.765
3	21.004	18.384	22.074	1:01.462
4	21.025	18.360	22.200	1:01.585
5	21.107	18.982	22.141	1:02.230
6	20.890	18.776	22.105	1:01.771
7	21.031	18.169	21.979	1:01.179
8	20.783	18.446	22.173	1:01.402
9	21.154	18.372	21.855	1:01.381
10	20.576	18.189	22.041	1:00.806

Tours	Secteur 1	Secteur 2	Secteur 3	ps au tour
11	20.924	18.670	22.549	1:02.143
12	21.655	18.922	22.698	1:03.275

Num24 PONCEL LEO				
1	23.315	18.916	22.859	1:03.874
2	20.929	18.269	22.195	1:01.393
3	21.443	18.614	22.098	1:02.155
4	20.887	18.398	22.364	1:01.649
5	21.111	19.053	21.998	1:02.162
6	20.675	18.095	21.937	1:00.707
7	20.843	18.375	22.531	1:01.749
8	21.050	18.434	21.978	1:01.462
9	20.772	18.053	21.883	1:00.708
10	21.037	18.419	22.306	1:01.762
11	21.119	18.712	22.310	1:02.141
12	21.181	19.000	22.924	1:03.105

Num25 TROJANI PAUL				
1	26.173	19.830	22.816	1:08.818
2	21.203	18.447	22.442	1:02.092
3	21.007	18.417	22.201	1:01.625
4	21.064	18.709	22.357	1:02.130
5	20.996	18.432	22.493	1:01.921
6	20.887	18.429	22.251	1:01.567
7	20.974	18.455	22.353	1:01.782
8	20.895	18.546	22.405	1:01.846
9	20.958	18.338	22.352	1:01.648
10	21.083	18.423	22.558	1:02.064
11	21.193	18.477	22.303	1:01.973
12	20.918	18.474	22.403	1:01.795

Num26 PEUGEOT ENZO				
1	22.084	18.599	22.466	1:01.778
2	21.094	18.388	22.220	1:01.702
3	20.847	18.288	22.087	1:01.222
4	21.232	18.237	21.895	1:01.364
5	20.744	18.195	21.848	1:00.787
6	20.929	18.647	22.072	1:01.648
7	20.937	18.152	21.970	1:01.059
8	20.853	18.411	22.633	1:01.897
9	21.051	18.403	21.903	1:01.357



CIRCUIT INTERNATIONAL SALBRIS CHAMPIONNAT DE FRANCE JUNIOR 28 au 30 août 2020



Junior

**Préfinale (P-FIN)
Analyse des tours**

Pour information, sans valeur officielle

Tours	Secteur 1	Secteur 2	Secteur 3	ps au tour
10	20.665	18.422	21.928	1:01.015
11	20.988	18.145	21.909	1:01.042
12	21.013	19.220	22.812	1:03.045

Tours	Secteur 1	Secteur 2	Secteur 3	ps au tour
9	20.774	18.083	21.924	1:00.781
10	20.505	18.149	21.797	1:00.451
11	20.616	17.980	21.805	1:00.401
12	21.121	19.007	22.827	1:02.955

Num27 BARTHELEMY MICAH


1	23.772	19.048	22.332	1:04.397
2	20.856	18.267	21.971	1:01.094
3	21.627	18.418	22.189	1:02.234
4	20.941	18.246	22.234	1:01.421
5	21.159	19.134	21.996	1:02.289
6	20.938	20.910	22.413	1:04.261
7	20.731	18.690	22.013	1:01.434
8	21.149	18.939	22.213	1:02.301
9	20.881	18.133	21.840	1:00.854
10	20.636	18.056	21.886	1:00.578
11	20.742	18.085	21.871	1:00.698
12	20.659	18.997	22.808	1:02.464

Num28 BRIZZI LUCCA

1	25.514	19.431	22.679	1:07.034
2	21.161	18.972	22.329	1:02.462
3	21.740	18.335	22.182	1:02.257
4	20.920	18.338	22.100	1:01.358
5	21.152	18.598	22.210	1:01.960
6	20.984	18.463	22.170	1:01.617
7	21.304	18.775	22.121	1:02.200
8	20.915	18.512	22.494	1:01.921
9	20.833	18.180	21.986	1:00.999
10	21.582	18.372	22.103	1:02.057
11	20.809	18.278	22.070	1:01.157
12	20.846	18.367	22.219	1:01.432

Num29 PY OSCAR

1	26.835	19.691	22.556	1:08.250
2	20.994	18.243	22.284	1:01.521
3	21.046	18.196	22.072	1:01.314
4	20.723	18.043	21.938	1:00.704
5	20.596	18.082	22.347	1:01.025
6	21.088	18.817	22.362	1:02.267
7	21.073	18.655	22.019	1:01.747
8	21.381	18.933	22.223	1:02.537



Junior

**Préfinale (P-FIN)
Grille de départ**

Document 18

Pour information, sans valeur officielle

6	BODET-COLAROFF JULI	12	
25	TROJANI PAUL	11	9 SIMON GASPARD
14	HERVE ALEXANDRA	10	2 SIN ALVIN
28	BRIZZI LUCCA	9	18 LEITE ANTONIO
4	CALDARAS ENZO	8	10 DHAHRI SAMI
20	FIDRIE CLEMENT	7	27 BARTHELEMY MICAH
22	SARRAZIN PABLO	6	29 PY OSCAR
12	GAY--BARDIAUX YOAN	5	16 MCFARLANE CAMILLE
15	CLERICY LORIS	4	5 ANDRIOLO ROMAIN
24	PONCEL LEO	3	7 VAYRON ELLIOTT
19	POULAIN ARTHUR	2	8 NICOULEAU WILLIAM
26	PEUGEOT ENZO	1	11 GIUSTI ALESSANDRO

POLE POSITION



Départ : 30/08 - 10:30 12 Tours = 18.000 km

Championnat de France Junior Endurance 28-30/08/2020

ASK Salbris

Page 1 / 1

Apex Timing