

Rotax - Rotax Master

Finale (FIN)

Document 20.1

Résultats fournis a titre indicé Sous réserve du contrôle technique ou d'incidents d'ordre sportif

Cl	Num	Nom	Classe	Chassis	Tours	Ecart	Interv.	Meilleur tour	Pénalité
1	617	DELPORTE CHARLES	ROTAX	FA KART	17			1:00.871	
2	618	BAC HUGO	ROTAX	OTK	17	3.977	3.977	1:00.961	
3	604	MANGIN ARTHUR	ROTAX	TONY KART	17	4.406	0.429	1:00.859	
4	605	MONNIER MELVIN	ROTAX	OTK	17	5.406	1.000	1:00.892	
5	607	WEGNER-PARAUDE MARCE	ROTAX	FA KART	17	6.926	1.520	1:00.905	
6	641	FOURNIER LOUIS	ROTAX	EXPRIT	17	11.315	4.389	1:01.369	
7	610	BONVOISIN MARGAUX	ROTAX	FA KART	17	11.549	0.234	1:01.044	
8	660	WEMAUX JONATHAN	ROTAX MASTER	OTK	17	17.881	6.332	1:01.873	
9	606	TRIMOUILLE ANDREA	ROTAX	EXPRIT	17	19.470	1.589	1:01.012	+5.000
10	622	BROVIA PATRICK	ROTAX MASTER	TONY KART	17	22.653	3.183	1:02.036	

Tête de course : Num617 DELPORTE CHARLES (1-17)

Départ : 23/02 - 15:28:25

Meilleur tour : Num604 MANGIN ARTHUR 1:00.859 88.73 km/h

Record de l'épreuve : Num617 DELPORTE CHARLES 1:00.415 89.38 km/h

Rotax - Rotax Master

Finale (FIN)

Pour information, sans valeur officielle

Tableau des tours


	1	2	3	4	5	6	7	8	9	10
Grille	617	618	604	605	610	606	641	607	660	622
Départ										
Tour 1 Intervalle	617	610 1.2	605 0.1	606 0.2	641 0.1	618 0.3	604 0.4	660 0.4	607 0.1	622 0.5
Tour 2	617	610 1.1	605 0.4	641 0.6	618 0.1	604 0.2	606 0.4	607 0.1	660 0.7	622 0.8
Tour 3	617	610 1.4	605 0.3	618 0.4	604 0.4	641 0.3	607 0.1	606 0.3	660 1.0	622 0.8
Tour 4	617	605 2.1	610 0.0	618 0.1	604 0.0	607 1.5	606 0.4	641 0.4	660 0.4	622 0.8
Tour 5	617	604 3.0	618 0.2	605 0.1	610 0.1	607 0.5	606 0.4	641 0.6	660 0.9	622 0.8
Tour 6	617	618 3.2	604 0.3	605 0.3	610 0.1	607 0.1	606 0.2	641 0.9	660 1.3	622 1.0
Tour 7	617	618 3.1	604 0.3	605 0.4	610 0.1	607 0.1	606 0.3	641 1.3	660 1.7	622 0.9
Tour 8	617	618 3.2	604 0.2	605 0.5	610 0.0	607 0.1	606 0.4	641 1.6	660 2.1	622 1.3
Tour 9	617	618 3.3	604 0.3	605 0.3	607 0.6	606 0.4	610 0.2	641 1.6	660 2.3	622 1.5
Tour 10	617	618 3.4	604 0.4	605 0.4	607 0.6	606 0.2	610 0.3	641 1.9	660 3.0	622 1.5
Tour 11	617	618 3.6	604 0.5	605 0.3	607 0.5	606 0.3	610 0.3	641 2.3	660 3.5	622 1.8
Tour 12	617	618 3.7	604 0.4	605 0.3	607 0.8	606 0.2	610 0.4	641 2.4	660 4.1	622 1.9
Tour 13	617	618 3.7	604 0.4	605 0.3	607 0.9	606 0.1	610 0.6	641 2.8	660 4.5	622 2.4
Tour 14	617	618 3.8	604 0.2	605 0.5	607 1.0	610 3.6	641 0.1	606 3.0	660 2.2	622 3.2
Tour 15	617	618 4.0	604 0.2	605 0.7	607 0.7	641 4.7	610 0.3	606 2.3	660 2.7	622 3.8
Tour 16	617	618 3.8	604 0.3	605 0.8	607 0.9	641 4.7	610 0.3	606 2.5	660 3.2	622 4.1



CIRCUIT INTERNATIONAL SALBRIS

Open Kart

Minime / Cadet / Nationale / KZ2 / KZ2 Master / KZ2 Gentleman
Rotax / X30 Junior / X30 Senior / X30 Master / X30 Gentleman
22 et 23 février 2020



Rotax - Rotax Master

Finale (FIN)

Pour information, sans valeur officielle

Tableau des tours

Tour 17	617	618 3.9	604 0.4	605 1.0	607 1.5	641 4.3	610 0.2	606 2.9	660 3.4	622 4.7
---------	-----	------------	------------	------------	------------	------------	------------	------------	------------	------------






CIRCUIT INTERNATIONAL SALBRIS

Open Kart

Minime / Cadet / Nationale / KZ2 / KZ2 Master / KZ2 Gentleman
Rotax / X30 Junior / X30 Senior / X30 Master / X30 Gentleman
22 et 23 février 2020



Rotax - Rotax Master

Finale (FIN)

Analyse des tours

Pour information, sans valeur officielle

Tours Secteur 1 Secteur 2 Secteur 3 ps au tour

Num604 MANGIN ARTHUR

1	24.860	18.883	22.387	1:05.139
2	21.293	18.372	22.194	1:01.859
3	21.287	18.368	22.049	1:01.704
4	20.830	18.231	22.159	1:01.220
5	21.150	18.542	22.261	1:01.953
6	21.110	18.695	22.138	1:01.943
7	20.951	18.271	22.080	1:01.302
8	20.990	18.278	22.086	1:01.354
9	20.933	18.274	22.082	1:01.289
10	20.904	18.271	22.102	1:01.277
11	20.932	18.148	21.994	1:01.074
12	20.789	18.128	21.942	1:00.859
13	20.850	18.143	22.066	1:01.059
14	20.820	18.159	21.957	1:00.936
15	20.856	18.246	22.064	1:01.166
16	20.878	18.133	22.077	1:01.088
17	20.961	18.202	22.050	1:01.213

Num605 MONNIER MELVIN

1	23.468	18.831	22.491	1:03.951
2	21.173	18.416	22.440	1:02.029
3	21.132	18.433	22.280	1:01.845
4	20.914	18.328	22.539	1:01.781
5	21.022	19.022	22.626	1:02.670
6	20.994	18.682	22.232	1:01.908
7	20.888	18.255	22.254	1:01.397
8	20.990	18.177	22.231	1:01.398
9	20.888	18.136	22.159	1:01.183
10	20.899	18.162	22.227	1:01.288
11	20.774	18.157	22.076	1:01.007
12	20.728	18.059	22.105	1:00.892
13	20.814	18.072	22.157	1:01.043
14	20.903	18.137	22.096	1:01.136
15	20.948	18.147	22.263	1:01.358
16	20.817	18.165	22.231	1:01.213
17	20.938	18.175	22.223	1:01.336

Num606 TRIMOUILLE ANDREA

1	23.507	18.838	22.474	1:04.232
---	--------	--------	--------	----------

Tours Secteur 1 Secteur 2 Secteur 3 ps au tour

2	22.136	18.781	22.278	1:03.195
3	21.613	18.477	22.120	1:02.210
4	21.736	18.357	22.151	1:02.244
5	21.094	18.295	22.110	1:01.499
6	21.032	18.334	22.037	1:01.403
7	20.928	18.378	22.109	1:01.415
8	20.995	18.246	22.198	1:01.439
9	21.110	18.458	22.073	1:01.641
10	20.849	18.213	21.979	1:01.041
11	21.020	18.100	21.893	1:01.013
12	20.778	18.304	22.055	1:01.137
13	20.853	18.189	21.970	1:01.012
14	21.036	24.510	22.480	1:08.026
15	21.260	18.292	22.063	1:01.615
16	21.059	18.295	22.219	1:01.573
17	21.188	18.348	22.268	1:01.804

Num607 WEGNER-PARAUD MARCE

1	24.400	18.863	22.685	1:05.792
2	21.301	18.400	22.070	1:01.771
3	21.209	18.344	22.126	1:01.679
4	21.739	18.357	22.111	1:02.207
5	21.010	18.403	22.105	1:01.518
6	21.063	18.393	22.076	1:01.532
7	20.989	18.374	22.009	1:01.372
8	21.033	18.233	22.086	1:01.352
9	21.143	18.460	22.015	1:01.618
10	21.020	18.148	22.046	1:01.214
11	20.914	18.149	21.842	1:00.905
12	20.988	18.325	21.941	1:01.254
13	20.906	18.163	22.079	1:01.148
14	20.973	18.338	21.926	1:01.237
15	20.899	18.155	22.017	1:01.071
16	20.915	18.420	22.090	1:01.425
17	21.239	18.266	22.355	1:01.860

Num610 BONVOISIN MARGAUX

1	23.490	18.715	22.464	1:03.827
2	21.133	18.409	22.184	1:01.726
3	21.162	18.452	22.325	1:01.939
4	21.156	18.611	22.416	1:02.183

Tours Secteur 1 Secteur 2 Secteur 3 ps au tour


5	21.488	18.599	22.651	1:02.738
6	21.045	18.705	22.161	1:01.911
7	21.030	18.243	22.111	1:01.384
8	20.981	18.243	22.126	1:01.350
9	21.505	18.791	22.153	1:02.449
10	20.903	18.188	22.077	1:01.168
11	20.759	18.348	21.937	1:01.044
12	20.846	18.297	22.083	1:01.226
13	20.816	18.311	22.051	1:01.178
14	20.874	20.711	22.554	1:04.139
15	21.970	18.378	22.150	1:02.498
16	20.972	18.333	22.129	1:01.434
17	20.950	18.454	21.980	1:01.384

Num617 DELPORTE CHARLES

1	22.722	18.576	22.366	1:02.586
2	21.232	18.381	22.217	1:01.830
3	21.165	18.354	22.139	1:01.658
4	21.020	18.261	22.108	1:01.389
5	21.138	18.295	21.965	1:01.398
6	21.130	18.284	22.015	1:01.429
7	21.085	18.249	22.011	1:01.345
8	21.141	18.194	22.017	1:01.352
9	21.020	18.179	21.939	1:01.138
10	20.934	18.131	21.892	1:00.957
11	20.900	18.116	21.880	1:00.896
12	20.907	18.096	21.868	1:00.871
13	20.962	18.193	21.877	1:01.032
14	21.024	18.095	21.855	1:00.974
15	20.867	18.194	21.940	1:01.001
16	21.040	18.142	21.970	1:01.152
17	21.058	18.073	21.890	1:01.021

Num618 BAC HUGO

1	24.382	18.850	22.403	1:04.719
2	21.370	18.531	22.119	1:02.020
3	21.127	18.336	22.084	1:01.547
4	20.770	18.470	22.303	1:01.543
5	21.069	18.665	22.552	1:02.286
6	20.998	18.352	22.051	1:01.401
7	20.955	18.232	22.087	1:01.274



Rotax - Rotax Master

Finale (FIN)

Pour information, sans valeur officielle

Analyse des tours

Tours	Secteur 1	Secteur 2	Secteur 3	ps au tour	Tours	Secteur 1	Secteur 2	Secteur 3	ps au tour
8	21.053	18.294	22.085	1:01.432	11	21.087	18.269	22.065	1:01.421
9	20.941	18.305	21.988	1:01.234	12	21.073	18.311	21.985	1:01.369
10	20.975	18.169	21.956	1:01.100	13	21.125	18.288	22.115	1:01.528
11	20.951	18.198	21.896	1:01.045	14	21.007	18.385	22.077	1:01.469
12	20.896	18.153	21.912	1:00.961	15	21.548	18.315	22.121	1:01.984
13	20.919	18.172	21.966	1:01.057	16	21.054	18.319	22.031	1:01.404
14	20.961	18.106	21.984	1:01.051	17	21.175	18.275	22.090	1:01.540
15	20.956	18.189	22.054	1:01.199	Num660 WEMAUX JONATHAN				
16	20.846	18.141	22.021	1:01.008	1	24.042	19.099	22.675	1:05.601
17	21.005	18.169	21.955	1:01.129	2	21.441	18.854	22.444	1:02.739

Num622 BROVIA PATRICK					Num660 WEMAUX JONATHAN				
1	24.240	19.150	22.949	1:06.338	3	21.356	18.586	22.379	1:02.321
2	21.485	18.739	22.620	1:02.844	4	21.281	18.530	22.320	1:02.131
3	21.257	18.546	22.517	1:02.320	5	21.279	18.519	22.334	1:02.132
4	21.182	18.495	22.434	1:02.111	6	21.292	18.574	22.267	1:02.133
5	21.231	18.502	22.429	1:02.162	7	21.325	18.467	22.367	1:02.159
6	21.285	18.531	22.480	1:02.296	8	21.340	18.470	22.390	1:02.200
7	21.203	18.406	22.510	1:02.119	9	21.283	18.500	22.351	1:02.134
8	21.315	18.542	22.688	1:02.545	10	21.346	18.513	22.316	1:02.175
9	21.308	18.539	22.501	1:02.348	11	21.260	18.419	22.194	1:01.873
10	21.224	18.516	22.469	1:02.209	12	21.273	18.335	22.344	1:01.952
11	21.265	18.379	22.492	1:02.136	13	21.280	18.402	22.296	1:01.978
12	21.279	18.279	22.478	1:02.036	14	21.305	18.532	22.342	1:02.179
13	21.203	18.409	22.929	1:02.541	15	21.377	18.460	22.312	1:02.149
14	21.642	18.569	22.691	1:02.902	16	21.316	18.425	22.342	1:02.083
15	21.567	18.578	22.616	1:02.761	17	21.320	18.393	22.258	1:01.971
16	21.391	18.422	22.644	1:02.457					
17	21.381	18.470	22.706	1:02.557					

Num641 FOURNIER LOUIS				
1	23.723	18.818	22.385	1:04.378
2	21.457	18.516	22.247	1:02.220
3	21.572	18.754	22.177	1:02.503
4	22.568	18.456	22.212	1:03.236
5	21.091	18.446	22.134	1:01.671
6	21.212	18.430	22.083	1:01.725
7	21.135	18.433	22.203	1:01.771
8	21.243	18.391	22.157	1:01.791
9	21.222	18.517	22.132	1:01.871
10	21.090	18.307	22.066	1:01.463

Rotax - Rotax Master


Finale (FIN) Grille de départ

Document 19

Pour information, sans valeur officielle

660 WEMAUX JONATHAN	5	622 BROVIA PATRICK
641 FOURNIER LOUIS	4	607 WEGNER-PARAUD MARCE
610 BONVOISIN MARGAUX	3	606 TRIMOUILLE ANDREA
604 MANGIN ARTHUR	2	605 MONNIER MELVIN
617 DELPORTE CHARLES	1	618 BAC HUGO

POLE POSITION



Départ : 23/02 - 15:25 17 Tours = 25.500 km

OpenKart 21-23/02/2020

ASK Salbris

Page 1 / 1

Apex Timing