

**IAME NATION CUP**  
**Minime**  
**Essais Qualificatifs / Qualifying Practice**  
**Classement de la séance / Session classification**

Clt Rnk	N° No.	Pilote Driver	Nat	Meilleur S1 Best S1	Meilleur S2 Best S2	Meilleur S3 Best S3	Temps idéal Ideal Time	Temps Time	Ecart Gap	Tour Lap
1	864	MACINTYRE William Raphaël		19.288	15.140	22.193	56.621	<b>56.638</b>		9
2	856	PAVAN Sebastiano		19.416	15.192	22.176	56.784	<b>56.857</b>	+0.219	9
3	827	DORISON Arthur		19.418	15.193	22.178	56.789	<b>56.903</b>	+0.265	6
4	829	AVRIL Sacha		19.417	15.208	22.253	56.878	<b>56.945</b>	+0.307	10
5	888	OUTRAN Clément		19.426	15.258	22.373	57.057	<b>57.123</b>	+0.485	8
6	834	VAN'T PAD BOSCH Sacha		19.482	15.272	22.308	57.062	<b>57.186</b>	+0.548	8
7	855	SCHULZ Walter		19.428	15.303	22.450	57.181	<b>57.195</b>	+0.557	9
8	860	ORTOLANI Emilio		19.482	15.317	22.359	57.158	<b>57.200</b>	+0.562	10
9	877	LAMMERS René		19.434	15.267	22.293	56.994	<b>57.205</b>	+0.567	7
10	843	KASTELIC Marc		19.493	15.331	22.321	57.145	<b>57.209</b>	+0.571	8
11	815	LEVEAU Louis		19.458	15.341	22.371	57.170	<b>57.217</b>	+0.579	9
12	826	PAGES Quentin		19.494	15.273	22.423	57.190	<b>57.271</b>	+0.633	8
13	828	SALIGNON Luca		19.540	15.331	22.361	57.232	<b>57.282</b>	+0.644	11
14	810	MATTIA Gentile		19.504	15.317	22.382	57.203	<b>57.372</b>	+0.734	8
15	897	SOUBADOU Mathis		19.516	15.375	22.484	57.375	<b>57.435</b>	+0.797	4
16	802	HOUSLEY Freddie		19.549	15.431	22.440	57.420	<b>57.523</b>	+0.885	10
17	816	ROUSSEL Roméo		19.648	15.363	22.574	57.585	<b>57.585</b>	+0.947	10
18	831	THOMASSIN Dylan		19.535	15.447	22.464	57.446	<b>57.599</b>	+0.961	9
19	833	MARTINIELLO Hugo		19.554	15.366	22.557	57.477	<b>57.647</b>	+1.009	8
20	821	TIZIANO Monza		19.576	15.432	22.550	57.558	<b>57.652</b>	+1.014	6
21	808	CONSANI Andy		19.649	15.391	22.549	57.589	<b>57.729</b>	+1.091	8
22	845	DAL COL Leonardo		19.567	15.466	22.596	57.629	<b>57.733</b>	+1.095	6
23	878	DETTALLANTE Antoine		19.649	15.508	22.536	57.693	<b>57.800</b>	+1.162	7
24	846	QUINCE Thomas		19.725	15.507	22.606	57.838	<b>57.944</b>	+1.306	5
25	161	GELADE Thibault		19.717	15.518	22.664	57.899	<b>58.053</b>	+1.415	9
26	811	AVRIL Jules		19.804	15.537	22.601	57.942	<b>58.060</b>	+1.422	9
27	812	LAUNAIS Eythan		19.785	15.604	22.680	58.069	<b>58.085</b>	+1.447	9
28	814	LELAURE Nils		19.918	15.728	22.926	58.572	<b>58.842</b>	+2.204	7

Sous réserve de fait sportif ou contrôle technique

Le Chronométrage

Heure d'affichage

Le Président du Collège

# IAME NATION CUP

## Minime

### Essais Qualificatifs / Qualifying Practice

### Historique / Records

N° No.	Tour Lap	Secteur 1 Sector 1	Secteur 2 Sector 2	Secteur 3 Sector 3	Temps Time
--------	----------	--------------------	--------------------	--------------------	------------

N° No.	Tour Lap	Secteur 1 Sector 1	Secteur 2 Sector 2	Secteur 3 Sector 3	Temps Time
--------	----------	--------------------	--------------------	--------------------	------------

#### 161 GELADE Thibault

START					
161	1		<b>16.669</b>	<b>23.409</b>	
161	2	<b>21.078</b>	<b>15.897</b>	<b>22.927</b>	<b>59.902</b>
161	3	<b>20.177</b>	<b>15.830</b>	23.131	<b>59.138</b>
161	4	<b>19.818</b>	<b>15.561</b>	<b>22.701</b>	<b>58.080</b>
161	5	19.842	15.662	22.786	58.290
161	6	19.898	15.665	22.842	58.405
161	7	19.818	15.671	22.806	58.295
161	8	19.844	15.658	22.795	58.297
161	9	19.871	<b>15.518</b>	<b>22.664</b>	<b>58.053</b>
161	10	<b>19.725</b>	15.816	23.141	58.682
FINISH					
161	11	<b>19.717</b>	15.845	23.664	59.226

#### 802 HOUSLEY Freddie

START					
802	1		<b>15.944</b>	<b>23.302</b>	
802	2	<b>20.134</b>	<b>15.648</b>	<b>22.742</b>	<b>58.524</b>
802	3	<b>19.788</b>	<b>15.476</b>	<b>22.609</b>	<b>57.873</b>
802	4	19.805	15.491	<b>22.596</b>	57.892
802	5	<b>19.692</b>	15.491	<b>22.588</b>	<b>57.771</b>
802	6	19.786	15.525	22.638	57.949
802	7	19.778	15.492	22.649	57.919
802	8	19.858	<b>15.431</b>	<b>22.552</b>	57.841
802	9	<b>19.549</b>	15.463	<b>22.550</b>	<b>57.562</b>
802	10	19.645	15.438	<b>22.440</b>	<b>57.523</b>
FINISH					
802	11	19.782	15.487	22.588	57.857

#### 808 CONSANI Andy

START					
808	1		<b>16.491</b>	<b>23.310</b>	
808	2	<b>20.741</b>	<b>15.769</b>	<b>23.061</b>	<b>59.571</b>
808	3	<b>20.024</b>	<b>15.639</b>	<b>22.840</b>	<b>58.503</b>
808	4	<b>19.823</b>	<b>15.593</b>	<b>22.837</b>	<b>58.253</b>
808	5	20.065	<b>15.574</b>	<b>22.695</b>	58.334
808	6	<b>19.736</b>	<b>15.502</b>	22.771	<b>58.009</b>

808	7	19.843	15.546	<b>22.578</b>	<b>57.967</b>
808	8	<b>19.724</b>	<b>15.456</b>	<b>22.549</b>	<b>57.729</b>
808	9	<b>19.649</b>	<b>15.391</b>	22.853	57.893
808	10	19.946	15.519	22.782	58.247
FINISH					
808	11	19.800	15.554	23.422	58.776

#### 810 MATTIA Jentile

START					
810	1		<b>16.018</b>	<b>22.911</b>	
810	2	<b>19.919</b>	<b>15.455</b>	<b>22.629</b>	<b>58.003</b>
810	3	<b>19.677</b>	15.607	<b>22.382</b>	<b>57.666</b>
810	4	19.794	15.758	22.680	58.232
810	5	<b>19.635</b>	15.465	22.456	<b>57.556</b>
810	6	<b>19.504</b>	<b>15.364</b>	22.588	<b>57.456</b>
810	7	19.587	15.385	22.574	57.546
810	8	19.580	<b>15.344</b>	22.448	<b>57.372</b>
810	9	19.687	15.444	22.559	57.690
810	10	19.618	15.412	24.625	59.655
FINISH					
810	11	19.878	<b>15.317</b>	22.689	57.884

#### 811 AVRIL Jules

START					
811	1		<b>17.164</b>	<b>24.588</b>	
811	2	<b>20.514</b>	<b>15.794</b>	<b>22.935</b>	<b>59.243</b>
811	3	<b>19.947</b>	15.945	<b>22.601</b>	<b>58.493</b>
811	4	<b>19.907</b>	<b>15.637</b>	23.130	58.674
811	5	<b>19.804</b>	<b>15.555</b>	23.486	58.845
811	6	19.940	15.602	22.908	<b>58.450</b>
811	7	19.811	15.692	22.811	<b>58.314</b>
811	8	19.870	15.571	22.895	58.336
811	9	19.831	<b>15.537</b>	22.692	<b>58.060</b>
FINISH					
811	10	20.715	16.355	22.647	59.717

#### 812 LAUNAS Eythan

START					
-------	--	--	--	--	--

IAME NATION CUP

Minime

Essais Qualificatifs / Qualifying Practice

Historique / Records

N° No.	Tour Lap	Secteur 1 Sector 1	Secteur 2 Sector 2	Secteur 3 Sector 3	Temps Time
812	1		<b>16.951</b>	<b>23.444</b>	
812	2	<b>20.671</b>	<b>15.903</b>	<b>23.045</b>	<b>59.619</b>
812	3	<b>20.075</b>	<b>15.726</b>	<b>22.732</b>	<b>58.533</b>
812	4	20.204	15.807	22.972	58.983
812	5	<b>19.838</b>	<b>15.686</b>	23.684	59.208
812	6	20.097	<b>15.643</b>	22.781	<b>58.521</b>
812	7	19.894	<b>15.604</b>	23.041	58.539
812	8	19.839	15.637	<b>22.680</b>	<b>58.156</b>
812	9	<b>19.785</b>	15.614	22.686	<b>58.085</b>
		FINISH			
812	10	20.585	15.811	22.796	59.192

N° No.	Tour Lap	Secteur 1 Sector 1	Secteur 2 Sector 2	Secteur 3 Sector 3	Temps Time
816	4	<b>19.932</b>	<b>15.592</b>	22.793	<b>58.317</b>
816	5	20.229	<b>15.442</b>	<b>22.752</b>	58.423
816	6	20.054	15.614	<b>22.664</b>	58.332
816	7	<b>19.723</b>	15.601	22.672	<b>57.996</b>
816	8	19.773	15.524	22.731	58.028
816	9	19.869	15.446	23.279	58.594
816	10	<b>19.648</b>	<b>15.363</b>	<b>22.574</b>	<b>57.585</b>
		FINISH			
816	11	19.719	16.074	22.714	58.507

**814 LELAURE Nils**

START					
814	1		<b>16.865</b>	<b>23.981</b>	
814	2	<b>21.253</b>	<b>16.057</b>	<b>23.210</b>	<b>1:00.520</b>
814	3	<b>20.380</b>	<b>15.860</b>	<b>23.201</b>	<b>59.441</b>
814	4	<b>20.149</b>	15.940	<b>22.963</b>	<b>59.052</b>
814	5	20.190	<b>15.728</b>	23.060	<b>58.978</b>
814	6	<b>20.118</b>	15.853	23.776	59.747
814	7	<b>19.918</b>	15.874	23.050	<b>58.842</b>
814	8	20.012	15.771	23.321	59.104
814	9	20.130	15.846	23.039	59.015
		FINISH			
814	10	20.302	16.660	<b>22.926</b>	59.888

**821 TIZIANO Monza**

START					
821	1		<b>15.835</b>	<b>22.959</b>	
821	2	<b>20.540</b>	<b>15.530</b>	<b>22.652</b>	<b>58.722</b>
821	3	<b>19.938</b>	15.603	<b>22.592</b>	<b>58.133</b>
821	4	<b>19.769</b>	15.531	22.645	<b>57.945</b>
821	5	<b>19.714</b>	15.687	22.598	57.999
821	6	<b>19.643</b>	<b>15.459</b>	<b>22.550</b>	<b>57.652</b>
821	7	19.677	15.512	22.702	57.891
821	8	19.869	<b>15.432</b>	22.647	57.948
821	9	<b>19.576</b>	15.472	22.672	57.720
		FINISH			
821	10	19.731	15.500	22.624	57.855

**815 LEVEAU Louis**

START					
815	1		<b>15.941</b>	<b>23.042</b>	
815	2	<b>20.133</b>	<b>15.632</b>	24.254	<b>1:00.019</b>
815	3	<b>19.810</b>	<b>15.352</b>	<b>22.567</b>	<b>57.729</b>
815	4	<b>19.582</b>	<b>15.341</b>	<b>22.539</b>	<b>57.462</b>
815	5	<b>19.480</b>	15.453	22.635	57.568
815	6	19.581	15.447	22.606	57.634
815	7	19.748	17.146	<b>22.517</b>	59.411
815	8	19.763	15.364	<b>22.431</b>	57.558
815	9	19.487	15.359	<b>22.371</b>	<b>57.217</b>
		FINISH			
815	10	<b>19.458</b>	15.665	22.476	57.599

**826 PAGES Quentin**


START					
826	1		<b>15.727</b>	<b>22.598</b>	
826	2	<b>19.849</b>	<b>15.478</b>	<b>22.547</b>	<b>57.874</b>
826	3	<b>19.845</b>	<b>15.425</b>	<b>22.423</b>	<b>57.693</b>
826	4	<b>19.583</b>	15.434	22.505	<b>57.522</b>
826	5	19.946	15.463	22.472	57.881
826	6	<b>19.494</b>	<b>15.349</b>	22.432	<b>57.275</b>
826	7	19.599	15.362	22.430	57.391
826	8	19.524	<b>15.321</b>	22.426	<b>57.271</b>
826	9	19.588	<b>15.273</b>	22.484	57.345
826	10	19.593	15.285	22.534	57.412
		FINISH			
826	11	19.564	15.277	22.578	57.419

**816 ROUSSEL Roméo**

START					
816	1		<b>16.278</b>	<b>23.041</b>	
816	2	<b>20.263</b>	<b>15.732</b>	<b>22.804</b>	<b>58.799</b>
816	3	<b>19.988</b>	<b>15.681</b>	<b>22.766</b>	<b>58.435</b>

**827 DORISON Arthur**

START					
827	1		<b>16.102</b>	<b>22.649</b>	
827	2	<b>19.932</b>	<b>15.564</b>	<b>22.433</b>	<b>57.929</b>
827	3	<b>19.680</b>	<b>15.360</b>	22.439	<b>57.479</b>
827	4	<b>19.580</b>	<b>15.344</b>	<b>22.320</b>	<b>57.244</b>



IAME NATION CUP

Minime

Essais Qualificatifs / Qualifying Practice

Historique / Records

N° No.	Tour Lap	Secteur 1 Sector 1	Secteur 2 Sector 2	Secteur 3 Sector 3	Temps Time
827	5	19.481	15.344	22.368	57.193
827	6	19.418	15.307	22.178	56.903
827	7	19.443	15.193	22.357	56.993
827	8	19.722	15.326	22.301	57.349
827	9	19.474	15.268	22.333	57.075
FINISH					
827	10	19.587	15.222	22.342	57.151

N° No.	Tour Lap	Secteur 1 Sector 1	Secteur 2 Sector 2	Secteur 3 Sector 3	Temps Time
831	6	19.602	15.473	22.593	57.668
831	7	19.648	15.575	22.708	57.931
831	8	19.737	15.596	23.437	58.770
831	9	19.535	15.452	22.612	57.599
831	10	19.630	15.546	22.535	57.711
FINISH					
831	11	20.184	15.447	22.464	58.095

828 SALIGNON Luca

START					
828	1	16.322	23.381		
828	2	20.278	15.602	22.501	58.381
828	3	19.762	15.535	22.680	57.977
828	4	19.752	15.497	22.480	57.729
828	5	19.683	15.509	22.438	57.630
828	6	19.737	15.467	22.420	57.624
828	7	19.672	15.443	22.446	57.561
828	8	19.650	15.417	22.621	57.688
828	9	19.540	15.362	22.474	57.376
828	10	19.721	15.376	22.461	57.558
FINISH					
828	11	19.590	15.331	22.361	57.282

833 MARTINIELLO Hugo

START					
833	1	16.249	23.133		
833	2	20.158	15.740	23.207	59.105
833	3	19.954	15.509	22.693	58.156
833	4	19.970	15.437	22.557	57.964
833	5	19.753	15.504	22.593	57.850
833	6	19.619	15.471	22.595	57.685
833	7	20.457	15.586	22.577	58.620
833	8	19.554	15.366	22.727	57.647
833	9	19.813	15.548	22.640	58.001
833	10	19.620	15.527	22.620	57.767
FINISH					
833	11	19.871	15.499	22.606	57.976

829 AVRIL Sacha

START					
829	1	15.885	22.803		
829	2	19.848	15.418	22.385	57.651
829	3	19.683	15.393	22.475	57.551
829	4	19.653	15.372	22.420	57.445
829	5	19.498	15.380	22.393	57.271
829	6	19.486	15.319	22.330	57.135
829	7	19.495	15.251	22.336	57.082
829	8	19.430	15.486	22.257	57.173
829	9	19.518	15.208	22.568	57.294
829	10	19.417	15.275	22.253	56.945
FINISH					
829	11	19.557	15.359	22.900	57.816

834 VAN'T PAD BOSCH Sacha


START					
834	1	15.789	22.876		
834	2	19.835	15.451	23.266	58.552
834	3	19.742	15.391	22.463	57.596
834	4	19.545	15.389	22.357	57.291
834	5	19.565	15.407	23.215	58.187
834	6	19.482	15.351	22.456	57.289
834	7	20.458	16.310	22.469	59.237
834	8	19.506	15.372	22.308	57.186
834	9	19.727	15.272	22.317	57.316
FINISH					
834	10	19.639	15.542	22.826	58.007

831 THOMASSIN Dylan

START					
831	1	16.130	22.838		
831	2	19.994	15.546	22.702	58.242
831	3	20.137	15.519	22.537	58.193
831	4	19.627	15.609	22.647	57.883
831	5	19.975	15.506	22.612	58.093

843 KASTELIC Marc

START					
843	1	16.414	23.082		
843	2	19.993	15.735	22.570	58.298
843	3	19.695	15.481	22.444	57.620
843	4	19.612	15.483	22.436	57.531
843	5	19.524	15.401	22.391	57.316
843	6	19.625	15.415	22.418	57.458





IAME NATION CUP

Minime

Essais Qualificatifs / Qualifying Practice

Historique / Records

N° No.	Tour Lap	Secteur 1 Sector 1	Secteur 2 Sector 2	Secteur 3 Sector 3	Temps Time
843	7	19.493	15.587	22.470	57.550
843	8	19.557	15.331	22.321	57.209
843	9	19.605	15.423	23.401	58.429
843	10	19.572	15.376	22.611	57.559
FINISH					
843	11	19.637	15.858	22.591	58.086

N° No.	Tour Lap	Secteur 1 Sector 1	Secteur 2 Sector 2	Secteur 3 Sector 3	Temps Time
855	8	19.547	15.435	22.450	57.432
855	9	19.428	15.303	22.464	57.195
855	10	19.522	15.441	22.769	57.732
FINISH					
855	11	19.664	15.610	22.639	57.913

845 DAL COL Leonardo

START					
845	1	16.328	23.659		
845	2	24.553	21.658	27.550	1:13.761
845	3	21.618	15.582	22.621	59.821
845	4	19.801	15.557	22.596	57.954
845	5	19.817	15.494	22.678	57.989
845	6	19.647	15.476	22.610	57.733
845	7	19.617	15.509	22.700	57.826
845	8	19.743	15.467	22.615	57.825
845	9	19.646	15.466	22.740	57.852
FINISH					
845	10	19.567	15.477	22.780	57.824

856 PAVAN Sebastiano

START					
856	1	15.982	22.603		
856	2	20.057	15.452	22.409	57.918
856	3	19.676	15.369	22.314	57.359
856	4	19.416	15.333	22.248	56.997
856	5	19.542	16.673	22.212	58.427
856	6	19.421	15.327	22.238	56.986
856	7	19.625	16.781	22.684	59.090
856	8	19.424	15.246	22.196	56.866
856	9	19.489	15.192	22.176	56.857
FINISH					
856	10	19.593	16.233	22.462	58.288

846 QUINCE Thomas

START					
846	1	16.007	22.922		
846	2	20.458	15.612	24.097	1:00.167
846	3	19.991	15.635	22.606	58.232
846	4	19.744	15.678	22.669	58.091
846	5	19.764	15.534	22.646	57.944
846	6	19.824	15.606	22.731	58.161
846	7	19.759	15.888	22.767	58.414
846	8	19.725	16.081	22.848	58.654
846	9	19.853	15.539	22.710	58.102
846	10	19.936	15.559	22.800	58.295
FINISH					
846	11	19.909	15.507	22.902	58.318

860 ORTOLANI Emilio


START					
860	1	15.987	22.578		
860	2	20.032	15.445	22.457	57.934
860	3	19.535	15.317	22.423	57.275
860	4	19.488	15.529	22.442	57.459
860	5	19.674	15.402	22.463	57.539
860	6	19.482	15.418	22.396	57.296
860	7	19.486	15.444	22.359	57.289
860	8	19.565	15.401	22.412	57.378
860	9	19.550	15.355	22.472	57.377
860	10	19.510	15.323	22.367	57.200
FINISH					
860	11	19.486	15.356	22.436	57.278

855 SCHULZ Walter

START					
855	1	16.163	23.263		
855	2	20.464	15.728	23.048	59.240
855	3	19.934	16.084	22.596	58.614
855	4	19.664	15.343	22.998	58.005
855	5	19.465	15.441	22.809	57.715
855	6	19.618	15.603	22.616	57.837
855	7	19.597	15.389	22.548	57.534

864 MACINTYRE William Raphaël

START					
864	1	16.447	22.792		
864	2	19.557	15.337	22.456	57.350
864	3	19.428	15.253	22.246	56.927
864	4	19.366	15.250	22.315	56.931
864	5	19.475	15.240	22.291	57.006
864	6	19.342	15.173	22.193	56.708
864	7	19.346	15.774	24.516	59.636
864	8	19.363	15.249	22.262	56.874



IAME NATION CUP

Minime

Essais Qualificatifs / Qualifying Practice

Historique / Records

N° No.	Tour Lap	Secteur 1 Sector 1	Secteur 2 Sector 2	Secteur 3 Sector 3	Temps Time
864	9	19.296	15.140	22.202	56.638
FINISH					
864	10	19.288	15.672	22.392	57.352

N° No.	Tour Lap	Secteur 1 Sector 1	Secteur 2 Sector 2	Secteur 3 Sector 3	Temps Time
888	10	19.545	15.340	22.419	57.304

**877 LAMMERS René**

START					
877	1	16.025	23.431		
877	2	20.031	15.648	22.714	58.393
877	3	19.798	15.500	22.466	57.764
877	4	19.598	15.459	22.471	57.528
877	5	19.529	15.387	22.419	57.335
877	6	19.583	15.392	22.378	57.353
877	7	19.434	15.478	22.293	57.205
877	8	19.580	15.365	22.550	57.495
877	9	19.613	15.402	22.404	57.419
877	10	19.564	15.360	22.495	57.419
FINISH					
877	11	19.477	15.267	22.702	57.446

**897 SOUBADOU Mathis**

START					
897	1	17.097	23.208		
897	2	19.726	15.509	22.680	57.915
897	3	19.801	15.520	22.484	57.805
897	4	19.516	15.388	22.531	57.435
897	5	19.777	15.475	22.574	57.826
897	6	19.590	15.465	22.540	57.595
897	7	19.547	15.458	22.610	57.615
897	8	20.168	15.375	22.585	58.128
897	9	19.581	15.418	22.641	57.640
FINISH					
897	10	19.720	15.436	22.601	57.757

**878 DETALLANTE Antoine**

START					
878	1	16.508	23.048		
878	2	20.394	16.046	22.749	59.189
878	3	19.924	15.759	22.634	58.317
878	4	19.827	15.679	22.634	58.140
878	5	19.831	15.566	22.545	57.942
878	6	19.999	15.508	22.871	58.378
878	7	19.692	15.572	22.536	57.800
878	8	19.649	15.632	22.640	57.921
878	9	19.854	15.612	22.715	58.181
FINISH					
878	10	19.761	15.580	22.772	58.113

**888 OUTRAN Clément**

START					
888	1	15.818	22.614		
888	2	19.758	16.629	23.245	59.632
888	3	19.637	15.408	22.513	57.558
888	4	19.426	15.414	22.435	57.275
888	5	19.593	16.430	22.672	58.695
888	6	19.469	15.304	22.475	57.248
888	7	19.707	16.164	22.494	58.365
888	8	19.448	15.302	22.373	57.123
888	9	19.595	15.258	22.397	57.250
FINISH					