































Trophée Kart Mag
Master / Gentleman
Essais Chronométrés
Classement de la séance

Clt	N°	Pilote	Ligue	Secteur 1	Secteur 2	Secteur 3	Temps	Ecart	Tour
1	473	SOULIE Julien	 Auvergne	16.031	22.930	19.351	58.312		6
2	475	BLAIN Marc Antonin	 Bourgogne Fc	16.101	23.069	19.352	58.522	+0.210	6
3	401	BOURDON Matthieu	 Normandie	16.097	23.102	19.330	58.529	+0.217	9
4	581	JOLINET Grégory	 Bourgogne Fc	16.176	23.173	19.248	58.597	+0.285	9
5	578	COLLIGNON Guy	 Haut de France	16.172	23.057	19.394	58.623	+0.311	8
6	443	GRANVAUD Julien	 Auvergne	16.127	23.138	19.425	58.690	+0.378	8
7	476	CAVALLONI Gérard	 PACA	16.130	23.260	19.360	58.750	+0.438	9
8	472	HANEQUAND Jérémy	 Centre	16.241	23.198	19.436	58.875	+0.563	8
9	560	LANGLET Frédéric	 Aquitaine	16.143	23.390	19.352	58.885	+0.573	7
10	471	LEYERS Gilles	 Luxembourg	16.307	23.255	19.375	58.937	+0.625	9
11	442	DE VILLANTROYS Cédric	 Aquitaine	16.329	23.285	19.329	58.943	+0.631	6
12	410	RICHE Alexandre	 Pays de Loire	16.422	23.118	19.414	58.954	+0.642	4
13	509	ALLEMAND Pierre	 Occitanie	16.375	23.169	19.481	59.025	+0.713	8
14	441	LAURENT Mickaël	 Centre	16.206	23.198	19.625	59.029	+0.717	9
15	513	BUSSERET Emmanuel	 Auvergne	16.288	23.149	19.633	59.070	+0.758	5
16	516	BROVIA Patrick	 Aquitaine	16.342	23.254	19.483	59.079	+0.767	5
17	469	NICOLAS Séverine	 Grand Est	16.213	23.301	19.589	59.103	+0.791	9
18	419	MONTEIL Thierry	 Occitanie	16.236	23.421	19.484	59.141	+0.829	7
19	501	RUNGET Willy	 Bretagne Pdl	16.356	23.310	19.482	59.148	+0.836	6
20	474	DAIDONE Stéphane	 Pacac	16.311	23.218	19.634	59.163	+0.851	8
21	577	DELAVIER Eric	 Ile-de-France	16.316	23.389	19.479	59.184	+0.872	8
22	569	TUTIN Philippe	 Ile-de-France	16.320	23.229	19.648	59.197	+0.885	6
23	571	DARBONVILLE Franck	 Ile-de-France	16.344	23.395	19.547	59.286	+0.974	7
24	404	BERDINEL Ludovic	 Aquitaine	16.278	23.472	19.554	59.304	+0.992	7
25	470	RUIMY Michaël	 Rhone Alpes	16.343	23.359	19.621	59.323	+1.011	6
26	517	SOULARD Jean Benoit	 Aquitaine	16.277	23.452	19.616	59.345	+1.033	5
27	418	ROUDET Thibaut	 Auvergne	16.449	23.383	19.542	59.374	+1.062	6
28	406	VAUTHIER François	 Grand Est	16.419	23.279	19.709	59.407	+1.095	7
29	408	BOUILLON Frédéric	 Aquitaine	16.532	23.689	19.879	1:00.100	+1.788	5
30	579	BASSELET Fabre-Félicien	 Ile-de-France	18.107	27.139	22.171	1:07.417	+9.105	2

Pas de temps

420	CARROT Yoann	 Rhône-Alpes
580	MONIER Matthieu	 Auvergne

Sous réserve de contrôle technique ou de fait sportif

Le Chronométrage

Affiché à

Le Président du Collège

Trophée Kart Mag
Master / Gentleman
Essais Chronométrés
Historique

N°	Tour	Secteur 1	Secteur 2	Secteur 3	Temps
401 BOURDON Matthieu					
START					
401	1		25.348	20.843	
401	2	17.707	23.824	19.837	1:01.368
401	3	16.902	24.192	19.559	1:00.653
401	4	16.353	23.376	19.382	59.111
401	5	16.444	23.364	19.349	59.157
401	6	16.583	23.269	19.402	59.254
401	7	16.698	24.031	22.825	1:03.554
401	8	16.862	23.368	19.552	59.782
FINISH					
401	9	16.097	23.102	19.330	58.529

404 BERDINEL Ludovic					
START					
404	1		25.954	20.962	
404	2	17.561	23.870	20.429	1:01.860
404	3	27.456	23.919	28.907	1:20.282
404	4	16.700	23.631	19.770	1:00.101
404	5	16.577	23.716	19.916	1:00.209
404	6	16.359	23.545	19.562	59.466
404	7	16.278	23.472	19.554	59.304
404	8	16.254	23.909	19.495	59.658
FINISH					
404	9	16.768	23.561	19.776	1:00.105

406 VAUTHIER François					
START					
406	1		25.960	20.936	
406	2	17.364	23.962	19.943	1:01.269
406	3	17.105	23.765	19.899	1:00.769
406	4	16.708	23.470	19.650	59.828
406	5	16.591	23.954	19.635	1:00.180
406	6	16.378	23.441	20.003	59.822
406	7	16.419	23.279	19.709	59.407
406	8	16.325	23.405	19.778	59.508
FINISH					
406	9	16.416	23.599	19.685	59.700

408 BOUILLON Frédéric					
START					
408	1		26.141	20.723	

N°	Tour	Secteur 1	Secteur 2	Secteur 3	Temps
408	2	17.305	23.920	20.255	1:01.480
408	3	17.073	23.793	19.873	1:00.739
408	4	16.620	24.239	19.786	1:00.645
408	5	16.532	23.689	19.879	1:00.100
408	6	17.351	24.283	21.798	1:03.432
FINISH					

410 RICHE Alexandre					
START					
410	1		26.218	22.010	
410	2	17.682	23.792	19.825	1:01.299
410	3	16.848	23.573	19.691	1:00.112
410	4	16.422	23.118	19.414	58.954
410	5	16.297	23.314	19.545	59.156
410	6	16.343	23.515	19.475	59.333
410	7	16.434	23.397	19.589	59.420
410	8	16.224	23.274	19.595	59.093
FINISH					
410	9	16.301	23.401	19.420	59.122

418 ROUDET Thibaut					
START					
418	1		26.773	20.773	
418	2	16.886	24.104	19.863	1:00.853
418	3	30.771	23.915	20.007	1:14.693
418	4	16.561	23.669	19.813	1:00.043
418	5	16.438	23.510	19.601	59.549
418	6	16.449	23.383	19.542	59.374
418	7	16.541	23.590	19.479	59.610
418	8	16.418	23.467	19.667	59.552
FINISH					
418	9	16.517	23.536	19.709	59.762

419 MONTEIL Thierry					
START					
419	1		26.199	21.217	
419	2	17.776	23.907	20.049	1:01.732
419	3	16.887	23.796	19.944	1:00.627
419	4	16.562	23.865	19.631	1:00.058
419	5	16.601	23.860	19.826	1:00.287
419	6	16.479	23.436	19.561	59.476
419	7	16.236	23.421	19.484	59.141
419	8	16.335	23.769	19.439	59.543

N°	Tour	Secteur 1	Secteur 2	Secteur 3	Temps
FINISH					
419	9	16.426	24.077	19.712	1:00.215

441 LAURENT Mickaël

START					
441	1		26.015	20.842	
441	2	17.182	23.712	20.139	1:01.033
441	3	16.775	23.430	19.736	59.941
441	4	16.623	23.427	19.587	59.637
441	5	16.207	23.665	19.906	59.778
441	6	16.492	23.341	19.460	59.293
441	7	16.200	31.291	20.267	1:07.758
441	8	16.294	23.383	19.715	59.392
FINISH					
441	9	16.206	23.198	19.625	59.029

442 DE VILLANTROYS Cédric

START					
442	1		25.219	21.309	
442	2	17.121	24.079	19.979	1:01.179
442	3	16.514	23.566	19.644	59.724
442	4	16.406	23.528	19.589	59.523
442	5	17.289	23.599	19.609	1:00.497
442	6	16.329	23.285	19.329	58.943
442	7	16.376	23.405	19.571	59.352
442	8	16.317	23.259	19.532	59.108
FINISH					
442	9	16.280	23.375	19.562	59.217

443 GRANVAUD Julien

START					
443	1		25.800	20.448	
443	2	16.790	23.465	19.570	59.825
443	3	16.647	23.770	19.575	59.992
443	4	16.383	23.362	19.527	59.272
443	5	16.295	24.388	19.562	1:00.245
443	6	16.176	24.147	19.830	1:00.153
443	7	16.330	23.340	19.476	59.146
443	8	16.127	23.138	19.425	58.690
FINISH					
443	9	16.262	23.225	19.501	58.988

469 NICOLAS Séverine

START					
-------	--	--	--	--	--

N°	Tour	Secteur 1	Secteur 2	Secteur 3	Temps
469	1		26.195	20.817	
469	2	17.255	23.875	20.154	1:01.284
469	3	17.246	24.346	20.127	1:01.719
469	4	17.018	23.679	19.693	1:00.390
469	5	16.363	23.402	19.440	59.205
469	6	16.266	23.564	19.635	59.465
469	7	16.474	24.208	19.489	1:00.171
469	8	16.309	23.412	19.635	59.356
FINISH					
469	9	16.213	23.301	19.589	59.103

470 RUIJMY Michaël

START					
470	1		25.959	20.841	
470	2	17.161	23.940	20.024	1:01.125
470	3	17.770	24.351	20.530	1:02.651
470	4	17.132	23.851	20.029	1:01.012
470	5	16.486	23.457	19.931	59.874
470	6	16.343	23.359	19.621	59.323
470	7	16.382	23.597	20.259	1:00.238
470	8	16.326	23.554	19.979	59.859
FINISH					
470	9	16.437	23.565	19.790	59.792

471 LEYERS Gilles

START					
471	1		25.914	20.589	
471	2	17.278	23.814	20.000	1:01.092
471	3	17.062	23.679	19.858	1:00.599
471	4	16.535	23.239	19.613	59.387
471	5	16.682	23.856	19.586	1:00.124
471	6	16.467	23.362	19.661	59.490
471	7	16.339	23.241	19.428	59.008
471	8	16.388	23.363	19.468	59.219
FINISH					
471	9	16.307	23.255	19.375	58.937

472 HANEQUAND Jérémy

START					
472	1		27.019	22.545	
472	2	16.706	23.747	19.886	1:00.339
472	3	16.402	23.285	19.613	59.300
472	4	16.494	23.267	19.645	59.406
472	5	16.193	23.272	19.528	58.993
472	6	16.386	23.470	19.557	59.413
472	7	16.281	23.262	19.424	58.967

N°	Tour	Secteur 1	Secteur 2	Secteur 3	Temps
472	8	16.241	23.198	19.436	58.875
FINISH					
472	9	16.584	24.114	19.363	1:00.061

473 SOULIE Julien

START					
473	1		25.890	20.463	
473	2	17.152	23.638	19.792	1:00.582
473	3	16.832	23.802	19.927	1:00.561
473	4	16.326	23.175	19.297	58.798
473	5	16.188	23.255	19.672	59.115
473	6	16.031	22.930	19.351	58.312
473	7	16.369	24.211	19.779	1:00.359
473	8	16.094	23.227	19.618	58.939
FINISH					
473	9	16.580	23.275	19.708	59.563

474 DAIDONE Stéphane

START					
474	1		26.267	20.866	
474	2	17.006	23.897	19.996	1:00.899
474	3	17.256	23.987	19.901	1:01.144
474	4	16.631	23.478	19.746	59.855
474	5	17.289	24.072	19.926	1:01.287
474	6	16.404	23.282	19.487	59.173
474	7	16.330	23.759	19.451	59.540
474	8	16.311	23.218	19.634	59.163
FINISH					
474	9	16.544	23.704	21.500	1:01.748

475 BLAIN Marc Antonin

START					
475	1		25.774	20.806	
475	2	17.444	23.758	27.564	1:08.766
475	3	17.120	23.593	19.754	1:00.467
475	4	16.402	23.171	19.440	59.013
475	5	16.229	23.089	19.621	58.939
475	6	16.101	23.069	19.352	58.522
475	7	16.197	23.273	19.260	58.730
475	8	16.066	23.019	19.478	58.563
FINISH					
475	9	16.156	23.363	19.244	58.763

476 CAVALLONI Gérard

START					
-------	--	--	--	--	--

N°	Tour	Secteur 1	Secteur 2	Secteur 3	Temps
476	1		25.144	20.620	
476	2	17.082	23.868	19.995	1:00.945
476	3	16.853	23.780	19.870	1:00.503
476	4	16.445	23.577	19.957	59.979
476	5	16.334	23.287	19.380	59.001
476	6	16.225	23.269	19.496	58.990
476	7	16.436	24.145	19.584	1:00.165
476	8	16.227	23.334	20.056	59.617
FINISH					
476	9	16.130	23.260	19.360	58.750

501 RUNGET Willy

START					
501	1		25.514	20.575	
501	2	17.204	24.072	20.207	1:01.483
501	3	16.989	23.918	19.808	1:00.715
501	4	16.714	23.530	19.703	59.947
501	5	16.931	23.860	19.513	1:00.304
501	6	16.356	23.310	19.482	59.148
501	7	16.499	23.340	19.456	59.295
501	8	16.370	23.329	19.459	59.158
FINISH					
501	9	16.514	23.293	19.401	59.208

509 ALLEMAND Pierre

START					
509	1		26.740	21.396	
509	2	18.052	24.181	19.891	1:02.124
509	3	16.598	23.603	19.563	59.764
509	4	16.462	23.386	19.449	59.297
509	5	16.584	23.416	19.489	59.489
509	6	16.349	23.310	19.449	59.108
509	7	16.380	24.344	19.476	1:00.200
509	8	16.375	23.169	19.481	59.025
FINISH					
509	9	16.328	23.179	19.539	59.046

513 BUSSERET Emmanuel

START					
513	1		25.246	20.479	
513	2	16.963	23.764	19.943	1:00.670
513	3	16.519	23.479	19.639	59.637
513	4	16.295	23.314	19.651	59.260
513	5	16.288	23.149	19.633	59.070
513	6	16.406	23.159	19.622	59.187
513	7	16.470	23.548	19.717	59.735

N°	Tour	Secteur 1	Secteur 2	Secteur 3	Temps
513	8	16.398	23.333	19.620	59.351
FINISH					
513	9	16.337	23.412	19.606	59.355

514 TARDIVOT Ludovic

START					
514	1		28.756	27.710	
FINISH					

516 BROVIA Patrick

START					
516	1		25.499	20.369	
516	2	16.760	23.880	19.954	1:00.594
516	3	16.399	23.519	19.680	59.598
516	4	16.304	23.372	19.585	59.261
516	5	16.342	23.254	19.483	59.079
516	6	16.453	23.484	19.578	59.515
516	7	16.354	23.458	19.553	59.365
FINISH					
516	8	16.398	23.214	19.607	59.219

517 SOULARD Jean Benoit

START					
517	1		25.130	20.868	
517	2	17.390	25.747	20.188	1:03.325
517	3	16.907	23.776	19.608	1:00.291
517	4	16.262	23.688	19.583	59.533
517	5	16.277	23.452	19.616	59.345
517	6	16.306	23.414	19.908	59.628
517	7	16.400	23.430	19.820	59.650
FINISH					
517	8	16.451	23.520	19.560	59.531

560 LANGLET Frédéric

START					
560	1		26.380	21.187	
560	2	17.578	24.073	20.221	1:01.872
560	3	16.611	23.559	19.687	59.857
560	4	16.274	23.450	19.490	59.214
560	5	16.235	23.410	19.618	59.263
560	6	16.277	23.270	19.415	58.962
560	7	16.143	23.390	19.352	58.885
560	8	16.143	23.298	19.466	58.907
FINISH					

N°	Tour	Secteur 1	Secteur 2	Secteur 3	Temps
560	9	16.226	23.405	19.338	58.969

569 TUTIN Philippe

START					
569	1		25.878	20.533	
569	2	17.411	24.261	20.205	1:01.877
569	3	16.874	23.778	19.809	1:00.461
569	4	16.500	23.589	19.718	59.807
569	5	16.384	23.442	19.616	59.442
569	6	16.320	23.229	19.648	59.197
569	7	16.524	23.579	19.721	59.824
569	8	16.329	23.564	19.724	59.617
FINISH					
569	9	16.596	23.612	19.796	1:00.004

571 DARBONVILLE Franck

START					
571	1		27.163	21.990	
571	2	18.395	25.523	22.284	1:06.202
571	3	17.011	23.756	19.932	1:00.699
571	4	16.296	24.006	19.781	1:00.083
571	5	16.330	23.476	19.643	59.449
571	6	16.479	23.479	19.648	59.606
571	7	16.344	23.395	19.547	59.286
571	8	16.287	23.543	19.548	59.378
FINISH					
571	9	16.418	23.361	19.760	59.539

577 DELAVIER Eric

START					
577	1		25.752	20.648	
577	2	17.049	24.087	20.832	1:01.968
577	3	17.265	24.064	19.683	1:01.012
577	4	17.362	23.795	19.678	1:00.835
577	5	16.571	23.586	19.576	59.733
577	6	16.380	23.533	19.480	59.393
577	7	16.262	23.588	19.526	59.376
577	8	16.316	23.389	19.479	59.184
FINISH					
577	9	16.412	23.262	19.748	59.422

578 COLLIGNON Guy

START					
578	1		24.836	20.802	

Trophée Kart Mag
 Master / Gentleman
 Essais Chronométrés
 Historique

N°	Tour	Secteur 1	Secteur 2	Secteur 3	Temps
578	2	17.372	23.566	20.006	1:00.944
578	3	17.510	24.847	19.955	1:02.312
578	4	16.485	23.104	19.586	59.175
578	5	16.305	23.280	19.253	58.838
578	6	19.197	25.148	19.538	1:03.883
578	7	16.305	23.243	19.418	58.966
FINISH					
578	8	16.172	23.057	19.394	58.623

579 BASSELET Fabre-Félicien

START					
579	1		26.758	21.641	
579	2	18.107	27.139	22.171	1:07.417
579	3	19.318	27.042	23.235	1:09.595
FINISH					

581 JOLINET Grégory

START					
581	1		25.015	20.271	
581	2	17.227	23.739	20.154	1:01.120
581	3	17.225	24.820	19.909	1:01.954
581	4	16.246	23.184	19.307	58.737
581	5	16.321	23.187	19.985	59.493
581	6	16.302	23.031	19.305	58.638
581	7	16.425	24.507	22.215	1:03.147
581	8	18.029	27.961	21.003	1:06.993
FINISH					
581	9	16.176	23.173	19.248	58.597