
















IAME SERIES BELGIUM

Mini

Essais Qualificatifs / Qualifying Practice

Classement officiel de la séance

Cl Rnk	N° No.	Pilote Driver	Nat	Temps Time	Ecart Gap	Tour Lap
1	815	LACROIX Simon		50.598		8
2	825	ABRAHAM Kimmy		50.614	+0.016	6
3	823	MEERTENS Amaury		50.789	+0.191	7
4	861	BEKTAS Gabriel		50.888	+0.290	8
5	811	KOWALEWSKI Patrice		50.917	+0.319	5
6	812	VERBEECK Liam		51.006	+0.408	11
7	828	DEDECKER Douwe		51.016	+0.418	10
8	805	MELI Angelo		51.034	+0.436	6
9	834	SUTENS Senne		51.047	+0.449	6
10	846	FERRAZZANO Aaron		51.179	+0.581	5
11	819	RAMAEKERS Thibaut		51.191	+0.593	3
12	824	DREES Jordi		51.200	+0.602	7
13	161	GELADE Thibault		51.498	+0.900	5
14	817	BAWIN Maxence		51.624	+1.026	4
15	802	VAN WAES Horion		51.644	+1.046	9
16	822	THIERIE Mathias		52.573	+1.975	3
17	847	MINNS Sebastian		53.995	+3.397	4
18	814	LELAURE Nils		55.061	+4.463	7

Disqualifié de la manche / Excluded

804	MAVILLA Mattia	
-----	----------------	---

N° 804 Disqualifié de la manche : Non conformité technique

Sous réserve du contrôle technique ou de fait sportif

Le Chronométrage



Affiché à

Le Président du Collège

IAME SERIES BELGIUM

Mini

Essais Qualificatifs / Qualifying Practice

Historique / Records

N° No.	Tour Lap	Temps Time
-----------	-------------	---------------

161 GELADE Thibault

START		
161	1	
161	2	54.143
161	3	52.058
161	4	51.643
161	5	51.498
161	6	51.739
161	7	52.028
161	8	51.838
161	9	51.745
161	10	51.777
FINISH		
161	11	51.813

N° No.	Tour Lap	Temps Time
-----------	-------------	---------------

805 MELI Angelo

START		
805	1	
805	2	52.853
805	3	51.605
805	4	51.788
805	5	51.209
805	6	51.034
805	7	51.172
805	8	51.085
805	9	51.520
805	10	51.265
FINISH		
805	11	51.338

N° No.	Tour Lap	Temps Time
-----------	-------------	---------------

814 LELAURE Nils

START		
814	1	
814	2	1:02.744
814	3	57.576
814	4	55.358
814	5	55.784
814	6	55.427
814	7	55.061
814	8	55.964
FINISH		
814	9	55.999

N° No.	Tour Lap	Temps Time
-----------	-------------	---------------

819 RAMAEKERS Thibaut

START		
819	1	
819	2	52.637
819	3	51.191
819	4	51.388
819	5	51.303
819	6	51.268
819	7	51.774
819	8	51.396
819	9	51.327
FINISH		
819	10	51.195

802 VAN WAES Horion

START		
802	1	
802	2	54.896
802	3	52.396
802	4	51.869
802	5	51.665
802	6	51.735
802	7	52.243
802	8	51.810
802	9	51.644
802	10	53.162
FINISH		
802	11	51.825

811 KOWALEWSKI Patrice

START		
811	1	
811	2	52.490
811	3	51.341
811	4	51.201
811	5	50.917
811	6	51.029
811	7	51.078
811	8	51.413
811	9	52.213
FINISH		
811	10	52.020

815 LACROIX Simon

START		
815	1	
815	2	53.243
815	3	51.218
815	4	50.857
815	5	51.438
815	6	51.387
815	7	50.853
815	8	50.598
815	9	50.682
815	10	50.903
FINISH		
815	11	50.852

822 THIERIE Mathias

START		
822	1	
822	2	55.290
822	3	52.573
822	4	53.456
822	5	54.037
822	6	54.260
822	7	54.225
822	8	54.107
822	9	54.147
FINISH		
822	10	53.839

804 MAVILLA Mattia

START		
804	1	
804	2	1:00.053
804	3	52.712
804	4	53.009
804	5	52.848
804	6	52.562
804	7	52.042
804	8	53.457
FINISH		
804	9	52.318

812 VERBEECK Liam

START		
812	1	
812	2	53.068
812	3	51.902
812	4	51.742
812	5	52.003
812	6	51.939
812	7	51.264
812	8	51.211
812	9	52.141
812	10	51.399
FINISH		
812	11	51.006

817 BAWIN Maxence

START		
817	1	
817	2	53.052
817	3	52.779
817	4	51.624
817	5	51.734
817	6	51.705
817	7	51.990
817	8	51.839
817	9	51.897
FINISH		
817	10	52.232

823 MEERTENS Amaury

START		
823	1	
823	2	52.148
823	3	51.023
823	4	50.945
823	5	51.178
823	6	50.814
823	7	50.789
823	8	51.166
823	9	50.899
823	10	51.531
FINISH		
823	11	50.976

IAME SERIES BELGIUM

Mini

Essais Qualificatifs / Qualifying Practice

Historique / Records

N° No.	Tour Lap	Temps Time
824 DREES Jordi		
START		
824	1	
824	2	52.625
824	3	52.311
824	4	51.628
824	5	52.039
824	6	51.901
824	7	51.200
824	8	51.263
824	9	51.607
824	10	51.569
FINISH		
824	11	51.415

N° No.	Tour Lap	Temps Time
834 SUTENS Senne		
START		
834	1	
834	2	54.344
834	3	52.431
834	4	51.185
834	5	51.081
834	6	51.047
834	7	51.415
834	8	51.869
834	9	51.238
834	10	51.193
FINISH		
834	11	51.612

N° No.	Tour Lap	Temps Time
861	1	
861	2	52.988
861	3	51.539
861	4	51.176
861	5	51.107
861	6	51.079
861	7	51.183
861	8	50.888
861	9	51.075
861	10	51.160
FINISH		
861	11	51.127

N° No.	Tour Lap	Temps Time
825 ABRAHAM Kimmy		
START		
825	1	
825	2	52.155
825	3	50.929
825	4	51.092
825	5	51.129
825	6	50.614
825	7	50.774
825	8	50.682
825	9	50.703
825	10	50.667
FINISH		
825	11	50.776

N° No.	Tour Lap	Temps Time
846 FERRAZZANO Aaron		
START		
846	1	
846	2	52.860
846	3	51.497
846	4	51.388
846	5	51.179
846	6	51.214
846	7	52.030
846	8	51.233
846	9	51.215
FINISH		
846	10	51.351

N° No.	Tour Lap	Temps Time
828 DEDECKER Douwe		
START		
828	1	
828	2	53.194
828	3	51.810
828	4	51.588
828	5	51.332
828	6	51.094
828	7	51.447
828	8	51.119
828	9	51.283
828	10	51.016
FINISH		
828	11	51.267

N° No.	Tour Lap	Temps Time
847 MINNS Sebastian		
START		
847	1	
847	2	54.532
847	3	54.275
847	4	53.995
847	5	54.033
847	6	54.039
847	7	54.391
847	8	54.128
847	9	54.099
FINISH		
847	10	54.896

N° No.	Tour Lap	Temps Time
861 BEKTAS Gabriel		
START		