

vorläufig - ohne Gewähr

Pos	StNr.	Fahrer	Nation	Bewerber/Sponsor	Nation	Lizenz / B-Lizenz	Siege	Gesamt- punkte	Lonato (ITA)			
									TQ	Heats	Race 1	Race 2
1	201	Pex, Jorrit	NLD	CRG Holland	NLD	2738Z 15521		46	10	20	16	
2	221	Stell, Daniel	DEU	Mach1 Motorsport	DEU	IKB 1138227 KBF 1005514	1	45	3	8	9	25
3	204	Federer, Fabian	ITA	SRP Racing Team	DEU	353643 KBF1156791	1	45	5	15	25	
4	223	Schmitz, Alexander	DEU	Alexander Schmitz	DEU	IKA 1120614 IKA 1120614		38	12	16	10	
5	240	Skåras, Emil	SWE	ENERGY CORSE SRL	ITA	199805302198 295423		35	9	13	13	
6	203	Pex, Stan	NLD	CRG Holland	NLD	3177Z 15521		24		4	20	
7	214	Giardelli, Allesandro	ITA	CRG Holland	NLD	346470 15521		20	1	7	10	2
8	224	Lanzeni, William	ITA	BIREL ART RACING KSW	AUT	355886 BK 102		20	4	7	9	
9	242	Kremers, Marijn	ITA	BIREL ART RACING S.R.L.	ITA	28576 370004		17	2	11	4	
10	234	Vasile, Daniel	ROU	DR S.R.L.	ITA	11 296449		14	6	8		
11	231	Paul, Maximilian	DEU	DR S.R.L.	ITA	IKC 1140086 296449		13		2	11	
12	215	Rosati, Fabrizio	ITA	SRP Racing Team	DEU	366709 KBF1156791		11	5	6		
13	233	Davies, Dylan	NLD	Zanardi racing team	NLD	18909 28613		10		5	5	
14	212	Specken, Guust	NLD	Guust Specken	NLD	33443 33443		8			8	
15	218	Tubben, Max	NLD	CRG Holland	NLD	33495 15521		7			7	
16	227	Tschentscher, Toni	DEU	SRP Racing Team	DEU	IKC 113399Z KBF 1156791		7	3	3	1	
17	241	Peklin, Ivan	UKR	Victory Racing Team	UKR	CS.28.0009.18 CT.28.0005.18		6			6	
18	230	Varhaug, Pål	NOR	CRG Holland	NLD	28345 15521		3			3	
19	228	Pieruszek, Kevin	DEU	BIREL ART RACING KSW	AUT	IKB 1124247 BK 102		1		1		
20	232	Maticic, André	DEU	Solgat Motorsport	DEU	IKB 1083048 KBF 1079882		1	1			

DMSB RegNr 08-2018

NEU - 2 - NEW

R 20 DSKM (K22) Race 2

Strecke / track: 1200m

fastest Lap Giardelli, Allesandro at: 0:47,865

started: 34 classified: 33 not classified: 1 excluded: 1

Doc. 3.2

Pos	Str. Nr.	Fahrer / Driver	Nation	Bewerber/Sponsor	Nation	Lizenz / B-Lizenz	Chassis/Motor/Reifen	Points	Runden Laps	Gesamtzeit Differenz	Abstand Gap	beste Runde best Lap	in R. in L.	o Geschw. Speed
1	221	Stell, Daniel	DEU	Mach1 Motorsport	DEU	IKB 1138227 KBF 1005514	MACH1 / TM / Vega	25	21	43:24,930		0:48,660	4	34,8 km/h 88,8 km/h
2	203	Pex, Stan	NLD	CRG Holland	NLD	31772 15521	CRG / TM / Vega	20	21	43:28,146 0:03,216	0:03,216	0:48,604	4	34,8 km/h 88,9 km/h
3	201	Pex, Jorrit	NLD	CRG Holland	NLD	27382 15521	CRG / TM / Vega	16	21	43:47,154 0:22,224	0:19,008	0:48,341	3	34,5 km/h 89,4 km/h
4	251	Habulin, Kristijan	HRV	KK1	HRV	0646 1	TB kart / TM / Vega	*	21	43:51,936 0:27,006	0:04,782	0:48,763	4	34,5 km/h 88,6 km/h
5	240	Skåras, Emil	SWE	ENERGY CORSE SRL	ITA	199805302191 295423	ENERGY / TM / Vega	13	21	43:54,727 0:29,797	0:02,791	0:48,559	3	34,4 km/h 89 km/h
6	231	Paul, Maximilian	DEU	DR S.R.L.	ITA	IKC 1140086 296449	DR / Modena / Vega	11	21	43:55,847 0:30,917	0:01,120	0:48,620	3	34,4 km/h 88,9 km/h
7	223	Schmitz, Alexander	DEU	Alexander Schmitz	DEU	IKA 1120614 IKA 1120614	Tony Kart / Vortex / Vega	10	21	43:56,483 0:31,553	0:00,636	0:48,173	3	34,4 km/h 89,7 km/h
8	224	Lanzeni, William	ITA	BIREL ART RACING KSW	AUT	355886 BK 102	BirelART / TM / Vega	9	21	43:58,240 0:33,310	0:01,757	0:48,973	4	34,4 km/h 88,2 km/h
9	212	Specken, Guust	NLD	Guust Specken	NLD	33443 33443	Gillard / Vortex / Vega	8	21	44:03,469 0:38,539	0:05,229	0:49,130	4	34,3 km/h 87,9 km/h
10	259	Luyet, Jean	CHE	CRG Holland	NLD	505028 15521	CRG / TM / Vega	*	21	44:04,149 0:39,219	0:00,680	0:48,986	4	34,3 km/h 88,2 km/h
11	218	Tubben, Max	NLD	CRG Holland	NLD	33495 15521	CRG / TM / Vega	7	21	44:05,491 0:40,561	0:01,342	0:49,204	3	34,3 km/h 87,8 km/h
12	241	Peklin, Ivan	UKR	Victory Racing Team	UKR	CS 28.0009.11 CT 28.0005.18	Maranello / TM / Vega	6	21	44:09,470 0:44,540	0:03,979	0:49,577	3	34,2 km/h 87,1 km/h
13	260	Hiltbrand, Pedro	ESP	CRG Holland	NLD	301202 15521	CRG / TM / Vega	*	21	44:09,832 0:44,902	0:00,362	0:48,623	2	34,2 km/h 88,8 km/h
14	233	Davies, Dylan	NLD	Zanardi racing team	NLD	18909 28613	Zanardi / TM / Vega	5	21	44:10,502 0:45,572	0:00,670	0:49,097	3	34,2 km/h 88 km/h
15	242	Kremers, Marijn	ITA	BIREL ART RACING S.R.L.	ITA	28576 370004	BIREL ART / TM / Vega	4	21	44:11,951 0:47,021	0:01,449	0:48,098	3	34,2 km/h 89,8 km/h
16	230	Varhaug, Pål	NOR	CRG Holland	NLD	28345 15521	CRG / TM / Vega	3	21	44:12,348 0:47,418	0:00,397	0:48,618	3	34,2 km/h 88,9 km/h
17	214	Giardelli, Allesandro	ITA	CRG Holland	NLD	346470 15521	CRG / TM / Vega	2	21	44:13,393 0:48,463	0:01,045	0:47,865	3	34,2 km/h 90,3 km/h
18	227	Tschentscher, Toni	DEU	SRP Racing Team	DEU	IKC 1133992 KBF 1156791	CRG / TM / Vega	1	21	44:14,967 0:50,037	0:01,574	0:48,580	3	34,2 km/h 88,9 km/h
19	217	Tornqvist-Persson, Benjamin	SWE	CRG Holland	NLD	19981031459 15521	CRG / TM / Vega	0	21	44:16,006 0:51,076	0:01,039	0:48,666	3	34,2 km/h 88,8 km/h
20	264	Baldi, Alessio	ITA	INTREPID DRIVER PROGRAM SRL	ITA	303173 295717	INTREPID / TM / Vega	*	21	44:16,274 0:51,244	0:00,268	0:48,834	4	34,2 km/h 88,5 km/h
21	258	Cebrian, Gerard	ESP	CRG Holland	NLD	461512220 15521	CRG / TM / Vega	*	21	44:16,982 0:52,052	0:00,708	0:49,508	4	34,1 km/h 87,3 km/h
22	228	Pieruszek, Kevin	DEU	BIREL ART RACING KSW	AUT	IKB 1124247 BK 102	BirelART / TM / Vega	0	21	44:17,915 0:52,985	0:00,933	0:48,762	3	34,1 km/h 88,6 km/h
23	219	Johansson, Andreas	SWE	CRG Holland	NLD	19990722587 15521	CRG / TM / Vega	0	21	44:19,140 0:54,210	0:01,225	0:48,528	3	34,1 km/h 89 km/h
24	261	Prosperi, Enrico	ESP	CRG Holland	NLD	IT80009 15521	CRG / TM / Vega	*	21	44:19,400 0:54,470	0:00,260	0:48,896	3	34,1 km/h 88,4 km/h
25	232	Maticic, André	DEU	Solgat Motorsport	DEU	IKB 1083048 KBF 1079882	BirelART / TM / Vega	0	21	44:20,362 0:55,432	0:00,962	0:48,612	4	34,1 km/h 88,9 km/h
26	234	Vasile, Daniel	ROU	DR S.R.L.	ITA	11 296449	DR / Modena / Vega	0	21	44:20,575 0:55,645	0:00,213	0:48,958	3	34,1 km/h 88,2 km/h
27	210	Horn, Moritz	DEU	TB Racing Team	DEU	IKB 1132818 KBF 1116906	Kart Republic / TM / Vega	0	21	44:23,800 0:58,870	0:03,225	0:47,967	3	34,1 km/h 90,1 km/h
28	252	Benni, Tommaso	ITA	Tommaso Benni	ITA	303851 303851	BIREL / TM RACING / Vega	*	21	44:27,514 1:02,584	0:03,714	0:48,770	3	34 km/h 88,6 km/h
29	255	Podobsky, Lukas	CZE	Lukas Podobsky	CZE	18AS0458 18AT0101	BirelArt / TM / Vega	*	15	37:58,225 6 R	6 R	0:49,250	4	28,4 km/h 87,7 km/h
30	236	Hold, Christoph	AUT	Maranellokart SRL	AUT	JK 2017 298671	Maranello / Modena / Vega	*	14	36:56,323 7 R	1 R	0:49,075	2	27,3 km/h 88 km/h
31	254	Kallasmaa, Kaspar	EST	Kaspar Kallasmaa	EST	K 912 115 E	Energy / TM / Vega	*	12	34:59,856 9 R	2 R	0:48,624	4	24,7 km/h 88,8 km/h
32	215	Rosati, Fabrizio	ITA	SRP Racing Team	DEU	366705 KBF1156791	CRG / TM / Vega	0	5	4:16,181 16 R	7 R	0:48,941	3	84,3 km/h 88,3 km/h
33	204	Federer, Fabian	ITA	SRP Racing Team	DEU	353643 KBF1156791	CRG / TM / Vega	0	4	3:25,642 17 R	1 R	0:48,166	3	84 km/h 89,7 km/h
253		Bonsaudo, Louis	FRA	Louis Bonsaudo	FRA	219713 219713	jb17 / TM / Vega				EXCLUDED			

SNr. 236,260,201,204,234,210 5 sec penalty Jump Start
 SNr. 232,261,228,219,258,217,264,241 5 sec penalty Frontfiring
 SNr. 253 Disqualification from the Race

Rennleitung: Kai Medefind Racedirektor: Thomas Lainer
 Sportkommissare: Th. Ferrero / U. Bell / H. Seidel / P. Acerbi
 Techn. Kommissare: H.-J. Dangers / M. Grasshoff / C. Schmidt / D. Pietzko / M. Somera / A. Mazzanti
 Zeitnahme: KART-DATA timing service Franz Schieszler / Martin Summerer

Zeitnahme / timekeeping
 Control
 Franz Schieszler



www.kart-dm.de

R 20 DSKM (KZ2) Race 2

Strecke / track: 1200

Fahrername Driver	Stell Daniel	Pex Stan	Pex Jorrit	Habulin Kristijan	Skáros Emil	Paul Maximilian	Schmitz Alexander	Lanzeni William	Specken Guust	Luyet Jean	Peklin Ivan	Tubben Max
schnellste Runde	0:48,660 Rn. 4	0:48,604 Rn. 4	0:48,341 Rn. 3	0:48,763 Rn. 4	0:48,559 Rn. 3	0:48,620 Rn. 3	0:48,173 Rn. 3	0:48,973 Rn. 4	0:49,130 Rn. 4	0:48,986 Rn. 4	0:49,577 Rn. 3	0:49,204 Rn. 3
Speed	88,8 km/h	88,9 km/h	89,4 km/h	88,6 km/h	89,0 km/h	88,9 km/h	89,7 km/h	88,2 km/h	87,9 km/h	88,2 km/h	87,1 km/h	87,8 km/h
Lap 1	0:51,503	0:52,120	0:51,246	0:52,214	0:51,367	0:51,047	0:50,556	0:51,919	0:53,062	0:51,662	0:53,517	0:53,805
Lap 2	0:49,402	0:49,260	0:48,778	0:49,289	0:49,575	0:49,435	0:48,816	0:49,978	0:49,697	0:49,384	0:50,120	0:50,485
Lap 3	0:48,764	0:48,776	0:48,341	0:49,350	0:48,559	0:48,620	0:48,173	0:49,076	0:49,656	0:49,171	0:49,577	0:49,204
Lap 4	0:48,660	0:48,604	0:49,220	0:48,763	0:48,663	0:48,699	0:49,039	0:48,973	0:49,130	0:48,986	0:49,733	0:49,521
Lap 5	0:50,751	0:50,841	0:51,269	0:50,557	0:50,627	0:50,734	0:50,974	0:50,687	0:49,488	0:50,761	0:51,161	0:50,219
Lap 6	0:55,912	0:55,781	0:57,590	25:01,006	0:55,473	0:57,058	0:55,352	0:56,722	0:57,133	0:57,323	0:56,217	0:57,413
Lap 7	23:38,531	23:40,354	23:38,511	1:15,284	23:38,549	23:41,729	23:38,547	23:45,725	23:46,152	23:43,968	23:54,574	23:50,848
Lap 8	1:21,265	1:20,170	1:21,252	0:59,479	1:22,021	1:19,005	1:22,428	1:16,985	1:18,241	1:17,846	1:13,670	1:16,000
Lap 9	1:00,954	1:04,789	1:05,248	0:59,011	1:05,828	1:05,100	1:06,116	1:04,539	1:03,781	1:05,348	1:01,556	1:03,712
Lap 10	1:00,097	1:01,534	1:02,133	1:00,656	1:03,585	1:03,405	1:01,986	1:02,725	1:01,070	1:01,995	1:00,784	0:59,123
Lap 11	1:01,054	1:01,485	1:02,553	1:01,236	1:03,696	1:03,912	1:02,439	1:04,152	1:02,589	1:03,664	1:02,297	1:01,928
Lap 12	1:01,421	1:00,011	1:01,837	0:58,833	1:02,301	1:01,362	1:02,685	1:02,191	1:02,039	1:02,327	1:02,430	1:02,645
Lap 13	1:00,116	0:57,745	0:58,703	0:59,805	0:58,443	0:58,892	0:59,903	0:58,131	0:58,667	0:58,816	1:00,254	0:58,561
Lap 14	1:00,189	0:57,723	0:58,793	1:02,329	0:59,428	0:59,416	1:01,717	0:59,698	1:00,187	0:59,597	1:00,164	0:59,665
Lap 15	0:59,898	0:58,687	0:59,324	1:01,261	1:00,095	1:01,103	1:00,568	1:00,019	1:00,238	1:00,935	1:02,038	1:02,524
Lap 16	1:00,669	0:58,712	1:00,481	1:04,537	1:02,680	1:02,269	1:02,013	1:02,073	1:03,145	1:01,693	1:04,788	1:02,072
Lap 17	1:01,464	1:00,990	1:03,478	1:03,127	1:04,882	1:04,157	1:06,540	1:04,956	1:03,808	1:04,612	1:05,075	1:06,886
Lap 18	1:01,865	1:01,808	1:04,535	1:05,304	1:05,699	1:05,993	1:06,717	1:06,433	1:07,031	1:08,716	1:05,083	1:06,019

R 20 DSKM (KZ2) Race 2

Strecke / track: 1200

Fahrername Driver	Stell Daniel	Pex Stan	Pex Jorrit	Habulin Kristijan	Skäras Emil	Paul Maximilian	Schmitz Alexander	Lanzeni William	Specken Guust	Luyet Jean	Peklin Ivan	Tubben Max
Lap 19	1:02,471	1:04,415	1:04,892	1:03,163	1:07,123	1:06,754	1:08,070	1:08,498	1:08,628	1:08,676	1:07,638	1:07,721
Lap 20	1:03,111	1:05,245	1:05,608	1:00,886	1:06,437	1:05,963	1:07,097	1:06,591	1:07,070	1:07,228	1:02,683	1:05,751
Lap 21	1:01,603	1:02,903	1:03,963		1:04,760	1:05,004	1:01,905	1:02,152	1:04,706	1:06,056	1:03,315	1:04,789

R 20 DSKM (KZ2) Race 2

Strecke / track: 1200

Fahrername Driver	Hiltbrand Pedro	Davies Dylan	Persson Benjamin	Baldi Alessio	Kremers Marijn	Cebrian Gerard	Varhaug Pål	Pieruszek Kevin	Giardelli Alessandro	Johansson Andreas	Prosperi Enrico	Tschentscher Toni
schnellste Runde in Runde	0:48,623 Rn. 2	0:49,097 Rn. 3	0:48,666 Rn. 3	0:48,834 Rn. 4	0:48,098 Rn. 3	0:49,508 Rn. 4	0:48,618 Rn. 3	0:48,762 Rn. 3	0:47,865 Rn. 3	0:48,528 Rn. 3	0:48,896 Rn. 3	0:48,580 Rn. 3
Speed	88,8 km/h	88,0 km/h	88,8 km/h	88,5 km/h	89,8 km/h	87,3 km/h	88,9 km/h	88,6 km/h	90,3 km/h	89,0 km/h	88,4 km/h	88,9 km/h
Lap 1	0:53,039	0:52,349	0:52,939	0:52,447	0:50,828	0:53,327	0:52,730	0:53,298	0:51,336	0:52,508	0:52,719	0:52,611
Lap 2	0:48,623	0:49,431	0:49,436	0:49,261	0:49,290	0:49,834	0:49,863	0:49,870	0:48,779	0:49,750	0:50,670	0:50,123
Lap 3	0:48,625	0:49,097	0:48,666	0:48,945	0:48,098	0:49,713	0:48,618	0:48,762	0:47,865	0:48,528	0:48,896	0:48,580
Lap 4	0:49,072	1:30,550	0:49,288	0:48,834	0:49,083	0:49,508	0:49,886	0:49,125	0:49,179	0:49,316	0:49,591	0:50,433
Lap 5	0:51,101	0:55,963	0:50,418	0:50,970	0:50,976	0:50,311	0:51,563	0:49,960	0:52,638	0:50,437	0:50,232	0:49,989
Lap 6	0:55,580	24:14,048	0:56,790	0:57,503	0:57,730	0:56,965	24:59,040	0:58,011	0:57,264	0:58,604	0:57,437	0:57,588
Lap 7	25:00,553	1:15,365	23:45,510	23:45,052	23:40,120	23:48,555	1:12,979	23:45,064	23:44,151	23:46,924	23:50,242	23:45,993
Lap 8	1:06,765	1:01,945	1:17,877	1:19,047	1:20,159	1:16,981	1:01,869	1:18,740	1:17,363	1:18,055	1:15,988	1:18,257
Lap 9	1:05,386	0:58,169	1:03,661	1:04,103	1:04,982	1:03,188	1:01,495	1:04,758	1:05,325	1:05,754	1:03,195	1:05,134
Lap 10	1:04,397	0:59,888	1:01,604	1:00,861	1:04,056	1:00,961	0:59,700	1:00,786	1:02,198	1:01,049	1:00,401	1:00,552
Lap 11	1:04,073	1:01,627	1:05,131	1:04,612	1:06,338	1:02,750	0:59,393	1:03,324	1:05,237	1:02,655	1:03,184	1:04,757
Lap 12	0:58,725	1:00,600	1:02,657	1:03,978	1:03,824	1:02,670	0:59,363	1:02,928	1:02,741	1:02,899	1:02,903	1:02,681
Lap 13	1:00,232	0:59,083	0:59,336	0:59,952	0:58,691	0:58,703	0:58,475	0:59,810	1:00,186	1:00,259	0:59,092	0:59,336
Lap 14	1:00,081	1:00,833	0:59,922	1:00,740	1:00,000	1:00,054	1:01,882	0:59,061	1:02,685	1:00,167	1:00,687	0:59,320
Lap 15	1:03,882	1:04,327	1:03,964	1:01,723	1:00,720	1:02,466	1:02,305	1:02,574	1:02,495	1:00,942	1:01,342	1:02,308
Lap 16	1:05,375	1:03,763	1:01,116	1:02,721	1:03,493	1:02,916	1:05,733	1:08,336	1:05,080	1:05,576	1:04,930	1:04,899
Lap 17	1:07,661	1:07,931	1:07,666	1:05,481	1:08,043	1:06,566	1:10,008	1:05,567	1:05,490	1:04,818	1:05,456	1:07,204
Lap 18	1:07,635	1:08,715	1:07,551	1:08,171	1:07,545	1:08,166	1:08,676	1:08,001	1:09,032	1:07,869	1:10,937	1:09,626

**R 20 DSKM (KZ2) Race 2**

Strecke / track: 1200

Fahrername Driver	Hiltbrand Pedro	Davies Dylan	Persson Benjamin	Baldi Alessio	Kremers Marijin	Cebrian Gerard	Varhaug Pål	Pieruszek Kevin	Giardelli Allesandro	Johansson Andreas	Prosperi Enrico	Tschentscher Toni
Lap 19	1:08,163	1:06,672	1:08,662	1:09,397	1:09,279	1:08,777	1:07,361	1:07,968	1:08,667	1:08,678	1:08,542	1:08,899
Lap 20	1:04,273	1:03,889	1:08,837	1:06,906	1:09,812	1:07,616	1:03,473	1:06,741	1:06,517	1:08,202	1:07,610	1:06,961
Lap 21			1:03,649	1:03,693	1:03,538	1:04,952	1:03,678	1:03,678	1:03,959	1:03,857	1:03,097	1:03,277


R 20 DSKM (KZ2) Race 2

Strecke / track: 1200

Fahrername Driver	Maticic André	Bonsouido Louis	Vasile Daniel	Horn Moritz	Benni Tommaso	Podobsky Lukas	Hold Christoph	Kallasmaa Kaspar	Rosati Fabrizio	Federer Fabian
schnellste Runde	0:48,612 Rn. 4	0:49,459 Rn. 4	0:48,958 Rn. 3	0:47,967 Rn. 3	0:48,770 Rn. 3	0:49,250 Rn. 4	0:49,075 Rn. 2	0:48,624 Rn. 4	0:48,941 Rn. 3	0:48,166 Rn. 3
Speed	88,9 km/h	87,3 km/h	88,2 km/h	90,1 km/h	88,6 km/h	87,7 km/h	88,0 km/h	88,8 km/h	88,3 km/h	89,7 km/h
Lap 1	0:52,775	0:53,475	0:51,947	0:49,242	0:53,270	0:54,067	0:53,295	0:53,007	0:52,065	0:50,681
Lap 2	0:49,283	0:49,679	0:49,343	0:48,292	0:49,538	0:50,123	0:49,075	0:50,602	0:49,403	0:48,286
Lap 3	0:48,992	0:49,711	0:48,958	0:47,967	0:48,770	0:49,480	0:50,049	0:50,023	0:48,941	0:48,166
Lap 4	0:48,612	0:49,459	0:48,993	0:48,681	0:49,981	0:49,250	0:49,366	0:48,624	0:49,150	0:49,127
Lap 5	0:51,518	0:50,725	0:51,212	0:49,872	0:49,718	0:50,516	0:52,486	0:50,353	0:50,927	
Lap 6	1:04,177	0:57,376	0:56,806	0:57,050	0:59,941	0:58,787	0:59,969	0:59,282		
Lap 7	23:55,030	23:54,302	23:44,813	23:55,383	23:54,974	23:55,820	23:51,118	23:54,896		
Lap 8	1:15,526	1:13,927	1:17,977	1:16,004	1:15,601	1:16,297	1:15,974	1:15,284		
Lap 9	1:04,558	1:04,341	1:04,893	1:05,550	1:06,781	1:04,702	1:04,855	1:02,835		
Lap 10	0:59,861	1:00,017	1:01,905	1:00,949	1:02,217	1:03,045	1:00,282	0:59,791		
Lap 11	0:59,497	1:02,144	1:03,636	1:00,061	1:03,752	1:02,510	1:02,905	1:02,112		
Lap 12	0:59,722	1:02,886	1:02,159	1:00,613	1:01,359	1:01,948	1:02,207	1:25,604		
Lap 13	0:58,661	0:59,607	0:58,701	0:58,485	1:00,433	1:00,302	1:00,617			
Lap 14	1:00,375	1:01,278	1:08,898	0:59,568	1:01,825	1:08,234	1:16,472			
Lap 15	1:00,460	1:01,100	1:05,021	1:00,116	1:02,648	1:05,620				
Lap 16	1:05,637	1:04,272	1:01,358	1:04,378	1:05,001					
Lap 17	1:06,077	1:06,541	1:04,516	1:06,270	1:06,331					
Lap 18	1:08,353	1:07,682	1:08,947	1:09,598	1:08,070					

**R 20 DSKM (KZ2) Race 2**

Strecke / track: 1200

Fahrername Driver	Matic André	Bonsaudo Louis	Vasile Daniel	Horn Moritz	Benni Tommaso	Podobsky Lukas	Hold Christoph	Kallasmaa Kaspar	Rosati Fabrizio	Federer Fabian
Lap 19	1:08,835	1:08,804	1:07,686	1:09,740	1:09,447					
Lap 20	1:06,416	1:08,378	1:08,702	1:07,634	1:07,674					
Lap 21	1:04,657	1:02,576	1:03,513	1:04,001	1:02,928					

DMSB RegNr 88-2018

R 16 DSKM (KZ2) Race 1

NEU - 1 - NEW

Strecke / track: 1200m

fastest Lap Kremers, Marijn at: 0:45,851


started: 34 classified: 34 not classified: 0

Doc. 1.1

Pos	Str. Nr.	Fahrer / Driver	Nation	Bewerber/Sponsor	Nation	Lizenz / B-Lizenz	Chassis/Motor/Reifen	Points	Runden Laps	Gesamtzeit Differenz	Abstand Gap	beste Runde best Lap	in R. in L.	o Geschw. g Speed
1	260	Hiltbrand, Pedro	ESP	CRG Holland	NLD	301202 15521	CRG / TM / Vega	*	21	16:18,205		0:46,073	15	92,7 km/h 93,8 km/h
2	236	Hold, Christoph	AUT	Maranellokart SRL	AUT	JK 2017 298671	Maranello / Modena / Vega	*	21	16:19,561 0:01,356	0:01,356	0:46,080	8	92,6 km/h 93,8 km/h
3	204	Federer, Fabian	ITA	SRP Racing Team	DEU	353643 KBF1156791	CRG / TM / Vega	25	21	16:21,189 0:02,984	0:01,628	0:46,073	19	92,5 km/h 93,8 km/h
4	201	Pex, Jorrit	NLD	CRG Holland	NLD	27382 15521	CRG / TM / Vega	20	21	16:21,943 0:03,738	0:00,754	0:46,010	8	92,4 km/h 93,9 km/h
5	223	Schmitz, Alexander	DEU	Alexander Schmitz	DEU	IKA 1120614 IKA 1120614	Tony Kart / Vortex / Vega	16	21	16:22,223 0:04,018	0:00,280	0:46,070	8	92,4 km/h 93,8 km/h
6	240	Skåras, Emil	SWE	ENERGY CORSE SRL	ITA	199805302191 295423	ENERGY / TM / Vega	13	21	16:22,349 0:04,144	0:00,126	0:45,977	17	92,4 km/h 94 km/h
7	242	Kremers, Marijn	ITA	BIREL ART RACING S.R.L.	ITA	28576 370004	BIREL ART / TM / Vega	11	21	16:22,582 0:04,377	0:00,233	0:45,851	7	92,3 km/h 94,2 km/h
8	214	Giardelli, Allesandro	ITA	CRG Holland	NLD	346476 15521	CRG / TM / Vega	10	21	16:24,504 0:06,299	0:01,922	0:45,901	19	92,1 km/h 94,1 km/h
9	251	Habulin, Kristijan	HRV	KK1	HRV	0646 1	TB kjart / TM / Vega	*	21	16:24,692 0:06,487	0:00,188	0:46,037	7	92,1 km/h 93,8 km/h
10	221	Stell, Daniel	DEU	Mach1 Motorsport	DEU	IKB 1138227 KBF 1005514	MACH1 / TM / Vega	9	21	16:26,722 0:08,517	0:02,030	0:46,039	18	91,9 km/h 93,8 km/h
11	234	Vasile, Daniel	ROU	DR S.R.L.	ITA	11 296449	DR / Modena / Vega	8	21	16:27,014 0:08,809	0:00,292	0:46,024	14	91,9 km/h 93,9 km/h
12	259	Luyet, Jean	CHE	CRG Holland	NLD	505028 15521	CRG / TM / Vega	*	21	16:27,260 0:09,055	0:00,246	0:45,952	10	91,9 km/h 94 km/h
13	224	Lanzeni, William	ITA	BIREL ART RACING KSW	AUT	355886 BK 102	BirelART / TM / Vega	7	21	16:27,351 0:09,146	0:00,091	0:46,166	7	91,9 km/h 93,6 km/h
14	215	Rosati, Fabrizio	ITA	SRP Racing Team	DEU	366705 KBF1156791	CRG / TM / Vega	6	21	16:29,853 0:11,648	0:02,502	0:46,258	8	91,6 km/h 93,4 km/h
15	233	Davies, Dylan	NLD	Zanardi racing team	NLD	18909 28613	Zanardi / TM / Vega	5	21	16:31,205 0:13,000	0:01,352	0:46,306	11	91,5 km/h 93,2 km/h
16	203	Pex, Stan	NLD	CRG Holland	NLD	31772 15521	CRG / TM / Vega	4	21	16:31,850 0:13,645	0:00,645	0:46,213	8	91,5 km/h 93,5 km/h
17	227	Tschentscher, Toni	DEU	SRP Racing Team	DEU	IKC 1133992 KBF 1156791	CRG / TM / Vega	3	21	16:32,928 0:14,723	0:01,078	0:46,415	18	91,4 km/h 93,1 km/h
18	231	Paul, Maximilian	DEU	DR S.R.L.	ITA	IKC 1140086 296449	DR / Modena / Vega	2	21	16:33,130 0:14,925	0:00,202	0:46,125	16	91,3 km/h 93,7 km/h
19	228	Pieruszek, Kevin	DEU	BIREL ART RACING KSW	AUT	IKB 1124247 BK 102	BirelART / TM / Vega	1	21	16:33,428 0:15,223	0:00,298	0:46,322	8	91,3 km/h 93,3 km/h
20	232	Maticic, André	DEU	Solgat Motorsport	DEU	IKB 1083048 KBF 1079882	BirelART / TM / Vega	0	21	16:33,868 0:15,663	0:00,440	0:46,342	8	91,3 km/h 93,2 km/h
21	217	Tornqvist-Persson, Benjamin	SWE	CRG Holland	NLD	19981031459 15521	CRG / TM / Vega	0	21	16:34,765 0:16,560	0:00,897	0:46,201	7	91,2 km/h 93,5 km/h
22	218	Tubben, Max	NLD	CRG Holland	NLD	33495 15521	CRG / TM / Vega	0	21	16:35,852 0:17,647	0:01,087	0:46,416	8	91,1 km/h 93,1 km/h
23	264	Baldi, Alessio	ITA	INTREPID DRIVER PROGRAM SRL	ITA	303173 295717	INTREPID / TM / Vega	*	21	16:37,290 0:19,085	0:01,438	0:46,185	9	91 km/h 93,5 km/h
24	258	Cebrian, Gerard	ESP	CRG Holland	NLD	46151222 15521	CRG / TM / Vega	*	21	16:37,711 0:19,506	0:00,421	0:46,426	14	90,9 km/h 93,1 km/h
25	261	Prosperi, Enrico	ESP	CRG Holland	NLD	IT80009 15521	CRG / TM / Vega	*	21	16:38,468 0:20,263	0:00,757	0:46,437	16	90,9 km/h 93,1 km/h
26	255	Podobsky, Lukas	CZE	Lukas Podobsky	CZE	18A50458 18A10101	BirelArt / TM / Vega	*	21	16:39,327 0:21,122	0:00,859	0:46,498	6	90,8 km/h 92,9 km/h
27	219	Johansson, Andreas	SWE	CRG Holland	NLD	19990722587 15521	CRG / TM / Vega	0	21	16:40,494 0:22,289	0:01,167	0:46,509	20	90,7 km/h 92,9 km/h
28	230	Varhaug, Pål	NOR	CRG Holland	NLD	28345 15521	CRG / TM / Vega	0	21	16:41,668 0:23,463	0:01,174	0:46,471	19	90,6 km/h 93 km/h
29	241	Peklin, Ivan	UKR	Victory Racing Team	UKR	CS 28.0009.11 CT 28.0005.18	Maranello / TM / Vega	0	21	16:42,055 0:23,850	0:00,387	0:46,516	8	90,5 km/h 92,9 km/h
30	252	Benni, Tommaso	ITA	Tommaso Benni	ITA	303851 303851	BIREL / TM RACING / Vega	*	21	16:48,107 0:29,902	0:06,052	0:46,715	18	90 km/h 92,5 km/h
31	253	Bonsaudo, Louis	FRA	Louis Bonsaudo	FRA	219713 219713	jb17 / TM / Vega	*	13	10:48,367 8 R	8 R	0:46,382	13	86,6 km/h 93,1 km/h
32	254	Kallasmaa, Kaspar	EST	Kaspar Kallasmaa	EST	K 912 115 E	Energy / TM / Vega	*	5	4:41,230 16 R	8 R	0:47,420	4	76,8 km/h 91,1 km/h
33	212	Specken, Guust	NLD	Guust Specken	NLD	33443 33443	Gillard / Vortex / Vega	0	4	3:30,371 17 R	1 R	0:47,366	3	82,1 km/h 91,2 km/h
34	210	Horn, Moritz	DEU	TB Racing Team	DEU	IKB 1132818 KBF 1116906	Kart Republic / TM / Vega	0	1	1:05,600 20 R	3 R	0:59,400	1	65,9 km/h 72,7 km/h

SNr. 230,252,264 5 sec penalty Frontfaring
 SNr. 212 5 sec penalty Pushing

Rennleitung: Kai Medefind Racedirektor: Thomas Lainer
 Sportkommissare: Th. Ferrero / U. Bell / H. Seidel / P. Acerbi
 Techn. Kommissare: H-J. Dangers / M. Grasshoff / C. Schmidt / D. Pietzko / M. Somera / A. Mazzanti
 Zeitnahme: KART-DATA timing service Franz Schieszler / Martin Summerer

Zeitnahme / timekeeping
 control

 Franz Schieszler



www.kart-dm.de



NEU - 1 - NEW

17	210	TB Racing Team Horn Moritz Startposition 34
16	254	Kaspar Kallasmaa Kallasmaa Kaspar Startposition 32
15	252	Tommaso Benni Benni Tommaso Startposition 30
14	230	CRG Holland Varhaug Pål Startposition 28
13	255	Lukas Podobsky Podobsky Lukas Startposition 26
12	258	CRG Holland Cebrian Gerard Startposition 24
11	218	CRG Holland Tubben Max Startposition 22
10	232	Solgar Motorsport Maticic André Startposition 20
9	231	DR S.R.L. Paul Maximilian Startposition 18
8	203	CRG Holland Pex Stan Startposition 16
7	215	SRP Racing Team Rosati Fabrizio Startposition 14
6	259	CRG Holland Luyet Jean Startposition 12
5	221	Mach1 Motorsport Stell Daniel Startposition 10
4	214	CRG Holland Giardelli Allesandro Startposition 8
3	240	ENERGY CORSE SRL Skåras Emil Startposition 6
2	201	CRG Holland Pex Jorrit Startposition 4
1	236	Maranellokart SRL Hold Christoph Startposition 2

17	212	Guust Specken Specken Guust Startposition 33
16	253	Louis Bonsaudo Bonsaudo Louis Startposition 31
15	241	Victory Racing Team Peklin Ivan Startposition 29
14	219	CRG Holland Johansson Andreas Startposition 27
13	261	CRG Holland Prosperi Enrico Startposition 25
12	264	INTREPID DRIVER PROGRAM SRL Baldi Alessio Startposition 23
11	217	CRG Holland Tornqvist-Persson Benjamin Startposition 21
10	228	BIREL ART RACING KSW Pieruszek Kevin Startposition 19
9	227	SRP Racing Team Tschentscher Toni Startposition 17
8	233	Zanardi racing team Davies Dylan Startposition 15
7	224	BIREL ART RACING KSW Lanzeni William Startposition 13
6	234	DR S.R.L. Vasile Daniel Startposition 11
5	251	KK1 Habulin Kristijan Startposition 9
4	242	BIREL ART RACING S.R.L. Kremers Marijn Startposition 7
3	223	Alexander Schmitz Schmitz Alexander Startposition 5
2	204	SRP Racing Team Federer Fabian Startposition 3
1	260	CRG Holland Hiltbrand Pedro Startposition 1



Starting Grid DSKM (KZ2)

Rennen 20 Race 2

R 16 DSKM (KZ2) Race 1

Strecke / track: 1200

Fahrenname Driver	Hiltbrand Pedro	Hold Christoph	Federer Fabian	Pex Jorrit	Schmitz Alexander	Skåras Emil	Kremers Marijn	Giardelli Alessandro	Habulin Kristijan	Stell Daniel	Vasile Daniel	Luyet Jean
schnellste Runde	0:46,073 Rn. 15	0:46,080 Rn. 8	0:46,073 Rn. 19	0:46,010 Rn. 8	0:46,070 Rn. 8	0:45,977 Rn. 17	0:45,851 Rn. 7	0:45,901 Rn. 19	0:46,037 Rn. 7	0:46,039 Rn. 18	0:46,024 Rn. 14	0:45,952 Rn. 10
Speed	93,8 km/h	93,8 km/h	93,8 km/h	93,9 km/h	93,8 km/h	94,0 km/h	94,2 km/h	94,1 km/h	93,8 km/h	93,8 km/h	93,9 km/h	94,0 km/h
Lap 1	0:52,760	0:49,264	0:53,396	0:49,510	0:49,926	0:50,257	0:50,673	0:51,088	0:50,775	0:50,510	0:51,278	0:51,246
Lap 2	0:47,122	0:47,134	0:46,972	0:47,292	0:47,246	0:46,961	0:47,533	0:46,923	0:47,253	0:47,084	0:47,525	0:47,467
Lap 3	0:46,694	0:46,755	0:46,574	0:46,978	0:46,545	0:46,681	0:46,352	0:46,560	0:47,019	0:46,679	0:47,540	0:47,331
Lap 4	0:46,485	0:46,416	0:46,505	0:46,415	0:46,470	0:47,239	0:46,506	0:46,332	0:46,942	0:46,498	0:46,625	0:47,841
Lap 5	0:46,292	0:46,484	0:46,207	0:46,322	0:46,269	0:46,757	0:46,241	0:46,732	0:46,328	0:46,374	0:46,231	0:46,758
Lap 6	0:46,326	0:46,314	0:46,143	0:46,246	0:46,175	0:46,100	0:46,197	0:46,729	0:46,433	0:46,291	0:46,149	0:46,269
Lap 7	0:46,176	0:46,209	0:46,171	0:46,158	0:46,094	0:46,038	0:45,851	0:45,950	0:46,037	0:46,205	0:46,082	0:46,003
Lap 8	0:46,114	0:46,080	0:46,105	0:46,010	0:46,070	0:46,614	0:46,538	0:46,382	0:46,239	0:47,163	0:46,074	0:45,981
Lap 9	0:46,097	0:46,156	0:46,094	0:46,017	0:46,177	0:46,578	0:46,135	0:46,728	0:46,737	0:46,684	0:46,304	0:46,087
Lap 10	0:46,138	0:46,104	0:46,921	0:46,590	0:47,424	0:46,116	0:46,173	0:46,073	0:46,164	0:46,085	0:46,157	0:45,952
Lap 11	0:46,109	0:46,283	0:46,278	0:46,323	0:46,699	0:46,871	0:47,344	0:47,051	0:46,992	0:47,074	0:46,885	0:46,183
Lap 12	0:46,145	0:46,204	0:46,080	0:46,148	0:46,167	0:46,108	0:46,076	0:47,273	0:46,311	0:47,765	0:46,685	0:46,645
Lap 13	0:46,111	0:46,276	0:46,129	0:46,187	0:46,187	0:46,061	0:46,082	0:46,132	0:46,131	0:46,075	0:46,113	0:46,176
Lap 14	0:46,093	0:46,107	0:46,093	0:46,118	0:46,211	0:46,054	0:46,077	0:46,022	0:46,122	0:46,056	0:46,024	0:46,046
Lap 15	0:46,073	0:46,216	0:46,158	0:46,125	0:46,212	0:46,066	0:46,120	0:46,009	0:46,132	0:46,051	0:46,148	0:46,109
Lap 16	0:46,109	0:46,093	0:46,110	0:46,219	0:46,279	0:46,090	0:46,086	0:46,347	0:46,151	0:47,154	0:47,381	0:47,255
Lap 17	0:46,151	0:46,162	0:46,095	0:46,211	0:46,219	0:45,977	0:46,148	0:46,001	0:46,167	0:46,061	0:46,058	0:46,124
Lap 18	0:46,193	0:46,154	0:46,115	0:46,235	0:46,161	0:46,142	0:45,979	0:46,015	0:46,142	0:46,039	0:46,078	0:46,540

R 16 DSKM (KZ2) Race 1

Strecke / track: 1200

Fahrername Driver	Hiltbrand	Hold	Federer	Pex	Schmitz	Skäras	Kremers	Giardelli	Habulin	Stell	Vasile	Luyet
Lap 19	Pedro 0:46,149	Christoph 0:46,162	Fabian 0:46,073	Jorrit 0:46,091	Alexander 0:46,135	Emil 0:46,034	Marijn 0:46,100	Allesandro 0:45,901	Kristijan 0:46,170	Daniel 0:46,227	Daniel 0:46,555	Jean 0:46,419
Lap 20	0:46,159	0:46,258	0:46,180	0:46,284	0:46,235	0:46,128	0:46,170	0:46,457	0:46,389	0:46,521	0:46,484	0:46,090
Lap 21	0:46,315	0:46,380	0:46,861	0:47,810	0:46,864	0:46,672	0:46,410	0:46,542	0:46,984	0:47,147	0:47,343	0:46,923

R 16 DSKM (KZ2) Race 1

Strecke / track: 1200

Fahrername Driver	Lanzeni William	Davies Dylan	Pex Stan	Tschentscher Toni	Paul Maximilian	Pieruszek Kevin	Maticic André	Persson Benjamin	Rosati Fabrizio	Tubben Max	Baldi Alessio	Cebrian Gerard
schnellste Runde in Runde	0:46,166 Rn. 7	0:46,306 Rn. 11	0:46,213 Rn. 8	0:46,415 Rn. 18	0:46,125 Rn. 16	0:46,322 Rn. 8	0:46,342 Rn. 8	0:46,201 Rn. 7	0:46,258 Rn. 8	0:46,416 Rn. 8	0:46,185 Rn. 9	0:46,426 Rn. 14
Speed	93,6 km/h	93,3 km/h	93,5 km/h	93,1 km/h	93,7 km/h	93,3 km/h	93,2 km/h	93,5 km/h	93,4 km/h	93,1 km/h	93,5 km/h	93,1 km/h
Lap 1	0:51,080	0:51,751	0:52,046	0:51,847	0:51,777	0:51,410	0:51,164	0:52,414	0:50,485	0:51,993	0:52,025	0:52,394
Lap 2	0:47,659	0:47,472	0:49,136	0:47,377	0:48,675	0:47,356	0:47,461	0:47,743	0:47,985	0:48,480	0:49,076	0:48,900
Lap 3	0:47,310	0:47,354	0:46,980	0:47,471	0:46,919	0:47,592	0:47,638	0:46,898	0:47,454	0:46,727	0:46,971	0:46,997
Lap 4	0:46,905	0:48,046	0:47,359	0:47,790	0:49,176	0:48,230	0:46,968	0:49,571	0:48,711	0:49,058	0:48,329	0:47,402
Lap 5	0:46,421	0:46,510	0:46,993	0:46,745	0:46,956	0:47,156	0:47,734	0:48,282	0:46,591	0:47,106	0:46,649	0:47,953
Lap 6	0:46,323	0:47,015	0:46,399	0:46,677	0:46,483	0:46,966	0:48,108	0:46,524	0:46,394	0:46,442	0:46,517	0:47,284
Lap 7	0:46,166	0:46,318	0:46,443	0:46,420	0:46,208	0:46,425	0:46,463	0:46,201	0:46,355	0:46,497	0:46,468	0:47,443
Lap 8	0:46,236	0:46,385	0:46,213	0:46,598	0:46,235	0:46,322	0:46,342	0:46,545	0:46,258	0:46,416	0:46,239	0:46,534
Lap 9	0:46,250	0:46,398	0:46,271	0:47,069	0:46,898	0:46,527	0:46,409	0:46,959	0:46,409	0:46,925	0:46,185	0:46,574
Lap 10	0:46,317	0:46,470	0:46,533	0:46,555	0:46,253	0:46,602	0:46,632	0:47,050	0:46,590	0:46,589	0:47,152	0:46,875
Lap 11	0:46,378	0:46,306	0:46,391	0:46,460	0:46,468	0:46,504	0:46,603	0:46,268	0:46,522	0:46,513	0:46,437	0:46,490
Lap 12	0:46,993	0:46,438	0:46,775	0:46,534	0:46,549	0:46,547	0:47,352	0:46,502	0:46,436	0:46,638	0:46,697	0:46,548
Lap 13	0:46,299	0:46,402	0:46,256	0:46,471	0:46,464	0:46,526	0:46,498	0:46,390	0:46,476	0:46,821	0:46,326	0:46,549
Lap 14	0:46,199	0:46,353	0:46,300	0:46,476	0:46,212	0:46,442	0:46,362	0:46,304	0:46,435	0:46,477	0:46,297	0:46,426
Lap 15	0:46,271	0:46,360	0:46,373	0:46,501	0:46,184	0:46,467	0:46,408	0:46,369	0:46,426	0:46,427	0:46,272	0:46,485
Lap 16	0:46,413	0:46,432	0:46,317	0:46,615	0:46,125	0:47,130	0:46,423	0:46,300	0:46,434	0:46,578	0:46,430	0:46,546
Lap 17	0:46,174	0:46,342	0:46,439	0:47,211	0:46,425	0:46,673	0:46,607	0:46,319	0:46,503	0:46,466	0:46,489	0:46,797
Lap 18	0:46,550	0:46,493	0:46,423	0:46,415	0:46,396	0:46,515	0:46,904	0:46,470	0:46,438	0:47,116	0:46,370	0:46,578

R 16 DSKM (KZ2) Race 1

Strecke / track: 1200

Fahrername Driver	Lanzeni William	Davies Dylan	Pex Stan	Tschentscher Toni	Paul Maximilian	Pieruszek Kevin	Matisic André	Persson Benjamin	Rosati Fabrizio	Tubben Max	Baldi Alessio	Cebrian Gerard
Lap 19	0:46,772	0:46,492	0:46,381	0:46,466	0:46,391	0:46,406	0:46,455	0:46,426	0:46,328	0:46,609	0:46,406	0:46,436
Lap 20	0:46,292	0:46,602	0:46,343	0:46,458	0:46,411	0:46,900	0:46,553	0:46,472	0:46,515	0:46,644	0:46,407	0:46,605
Lap 21	0:46,613	0:46,838	0:46,433	0:46,682	0:46,468	0:46,505	0:46,642	0:46,523	0:46,500	0:46,796	0:46,450	0:46,752


R 16 DSKM (KZ2) Race 1

Strecke / track: 1200

Fahrername Driver	Prosperi Enrico	Podobsky Lukas	Johansson Andreas	Varhaug Pål	Peklin Ivan	Benni Tommaso	Bonsaudo Louis	Kallasmaa Kaspar	Specken Guust	Horn Moritz
schnellste Runde in Runde	0:46,437 Rn. 16	0:46,498 Rn. 6	0:46,509 Rn. 20	0:46,471 Rn. 19	0:46,516 Rn. 8	0:46,715 Rn. 18	0:46,382 Rn. 13	0:47,420 Rn. 4	0:47,366 Rn. 3	0:59,400 Rn. 1
Speed	93,0 km/h	92,9 km/h	92,9 km/h	93,0 km/h	92,9 km/h	92,5 km/h	93,1 km/h	91,1 km/h	91,2 km/h	72,7 km/h
Lap 1	0:52,182	0:52,736	0:52,548	0:51,650	0:52,491	0:52,685	0:53,775	0:52,553	0:52,501	0:59,400
Lap 2	0:48,609	0:49,367	0:50,152	0:49,137	0:49,242	0:49,166	0:49,148	0:49,983	0:49,702	
Lap 3	0:46,999	0:47,068	0:47,367	0:47,034	0:47,271	0:48,086	0:47,505	0:47,492	0:47,366	
Lap 4	0:50,305	0:46,955	0:47,190	0:47,666	0:47,356	0:47,425	0:47,950	0:47,420	0:48,149	
Lap 5	0:47,134	0:47,377	0:47,665	0:46,747	0:47,345	0:47,278	1:09,562	1:15,749		
Lap 6	0:47,127	0:46,498	0:47,133	0:46,603	0:46,775	0:48,185	0:47,038			
Lap 7	0:46,529	0:46,520	0:46,675	0:46,757	0:46,965	0:47,097	0:46,731			
Lap 8	0:46,529	0:46,841	0:46,550	0:46,847	0:46,516	0:46,831	0:46,556			
Lap 9	0:46,641	0:46,904	0:46,709	0:47,997	0:46,670	0:47,027	0:46,746			
Lap 10	0:47,443	0:46,650	0:47,458	0:47,661	0:48,182	0:46,951	0:46,603			
Lap 11	0:46,536	0:46,641	0:46,750	0:46,501	0:46,794	0:46,829	0:46,668			
Lap 12	0:46,490	0:46,598	0:46,945	0:46,567	0:47,411	0:46,775	0:46,457			
Lap 13	0:46,587	0:46,860	0:46,524	0:46,489	0:46,704	0:46,722	0:46,382			
Lap 14	0:46,575	0:46,547	0:46,825	0:46,484	0:46,856	0:47,118				
Lap 15	0:46,581	0:47,267	0:46,582	0:46,589	0:46,630	0:46,762				
Lap 16	0:46,437	0:46,700	0:46,622	0:46,548	0:46,736	0:46,822				
Lap 17	0:46,518	0:47,218	0:46,639	0:46,525	0:47,030	0:46,874				
Lap 18	0:46,558	0:46,801	0:46,622	0:46,529	0:46,811	0:46,715				

**R 16 DSKM (KZ2) Race 1**

Strecke / track: 1200

Fahrername Driver	Prosperi Enrico	Podobsky Lukas	Johansson Andreas	Varhaug Pål	Peklin Ivan	Benni Tommaso	Bonsaudo Louis	Kallasmaa Kaspar	Specken Guust	Horn Moritz
Lap 19	0:46,812	0:47,200	0:46,804	0:46,471	0:46,763	0:46,761				
Lap 20	0:46,523	0:46,664	0:46,509	0:46,588	0:46,855	0:46,849				
Lap 21	0:46,521	0:47,010	0:46,840	0:46,629	0:46,847	0:47,106				

R 16 DSKM (KZ2) Race 1

Ziel		Sektion 1		Sektion 2		Sektion 3	
Fahrername	Zeit	Fahrername	Zeit	Fahrername	Zeit	Fahrername	Zeit
1 242 Kremers,Marijn	0:45,851	234 Vasile,Daniel	0:17,978	214 Giardelli,Allesandro	0:14,290	259 Luyet,Jean	0:13,478
2 214 Giardelli,Allesandro	0:45,901	242 Kremers,Marijn	0:17,982	242 Kremers,Marijn	0:14,334	201 Pex,Jorrit	0:13,496
3 359 Luyet,Jean	0:45,952	214 Giardelli,Allesandro	0:18,003	221 Stell,Daniel	0:14,349	236 Hold,Christoph	0:13,522
4 240 Skaras,Emil	0:45,977	240 Skaras,Emil	0:18,006	234 Vasile,Daniel	0:14,363	242 Kremers,Marijn	0:13,523
5 201 Pex,Jorrit	0:46,010	204 Federer,Fabian	0:18,007	260 Hiltbrand,Pedro	0:14,372	234 Vasile,Daniel	0:13,524
6 234 Vasile,Daniel	0:46,024	259 Luyet,Jean	0:18,013	240 Skaras,Emil	0:14,384	240 Skaras,Emil	0:13,530
7 251 Habulin,Kristijan	0:46,037	221 Stell,Daniel	0:18,014	251 Habulin,Kristijan	0:14,404	251 Habulin,Kristijan	0:13,554
8 221 Stell,Daniel	0:46,039	223 Schmitz,Alexander	0:18,018	259 Luyet,Jean	0:14,413	223 Schmitz,Alexander	0:13,559
9 223 Schmitz,Alexander	0:46,070	236 Hold,Christoph	0:18,032	224 Lanzani,William	0:14,417	221 Stell,Daniel	0:13,559
10 260 Hiltbrand,Pedro	0:46,073	251 Habulin,Kristijan	0:18,044	223 Schmitz,Alexander	0:14,425	214 Giardelli,Allesandro	0:13,561
11 204 Federer,Fabian	0:46,073	231 Paul,Maximilian	0:18,047	236 Hold,Christoph	0:14,429	204 Federer,Fabian	0:13,563
12 236 Hold,Christoph	0:46,080	201 Pex,Jorrit	0:18,050	201 Pex,Jorrit	0:14,437	260 Hiltbrand,Pedro	0:13,564
13 231 Paul,Maximilian	0:46,125	217 Tornqvist-Persson,Benjan	0:18,063	204 Federer,Fabian	0:14,445	203 Pex,Stan	0:13,577
14 224 Lanzani,William	0:46,166	203 Pex,Stan	0:18,076	231 Paul,Maximilian	0:14,459	264 Baldi,Alessio	0:13,578
15 264 Baldi,Alessio	0:46,185	260 Hiltbrand,Pedro	0:18,080	233 Davies,Dylan	0:14,460	231 Paul,Maximilian	0:13,583
16 217 Tornqvist-Persson,Benjan	0:46,201	264 Baldi,Alessio	0:18,085	217 Tornqvist-Persson,Benjan	0:14,462	224 Lanzani,William	0:13,600
17 203 Pex,Stan	0:46,213	232 Matisic,André	0:18,097	230 Varhaug,Pål	0:14,472	217 Tornqvist-Persson,Benjan	0:13,608
18 215 Rosati,Fabrizio	0:46,258	224 Lanzani,William	0:18,099	255 Podobsky,Lukas	0:14,474	253 Bonsaudo,Louis	0:13,616
19 233 Davies,Dylan	0:46,306	215 Rosati,Fabrizio	0:18,100	215 Rosati,Fabrizio	0:14,481	215 Rosati,Fabrizio	0:13,620
20 228 Pieruszek,Kevin	0:46,322	218 Tubben,Max	0:18,101	253 Bonsaudo,Louis	0:14,482	228 Pieruszek,Kevin	0:13,620
21 232 Matisic,André	0:46,342	228 Pieruszek,Kevin	0:18,107	264 Baldi,Alessio	0:14,490	233 Davies,Dylan	0:13,627
22 253 Bonsaudo,Louis	0:46,382	219 Johansson,Andreas	0:18,127	203 Pex,Stan	0:14,499	232 Matisic,André	0:13,632
23 227 Tschentscher,Toni	0:46,415	227 Tschentscher,Toni	0:18,148	227 Tschentscher,Toni	0:14,502	227 Tschentscher,Toni	0:13,633
24 218 Tubben,Max	0:46,416	261 Prosperi,Enrico	0:18,148	258 Cebrían,Gerard	0:14,509	258 Cebrían,Gerard	0:13,639
25 258 Cebrían,Gerard	0:46,426	255 Podobsky,Lukas	0:18,152	218 Tubben,Max	0:14,523	219 Johansson,Andreas	0:13,641
26 261 Prosperi,Enrico	0:46,437	233 Davies,Dylan	0:18,163	228 Pieruszek,Kevin	0:14,531	218 Tubben,Max	0:13,671
27 230 Varhaug,Pål	0:46,471	258 Cebrían,Gerard	0:18,169	261 Prosperi,Enrico	0:14,532	230 Varhaug,Pål	0:13,672
28 255 Podobsky,Lukas	0:46,498	241 Peklin,Ivan	0:18,181	241 Peklin,Ivan	0:14,536	261 Prosperi,Enrico	0:13,687
29 219 Johansson,Andreas	0:46,509	252 Benni,Tommaso	0:18,196	232 Matisic,André	0:14,543	241 Peklin,Ivan	0:13,713
30 241 Peklin,Ivan	0:46,516	230 Varhaug,Pål	0:18,205	219 Johansson,Andreas	0:14,575	252 Benni,Tommaso	0:13,732
31 252 Benni,Tommaso	0:46,715	253 Bonsaudo,Louis	0:18,225	252 Benni,Tommaso	0:14,664	255 Podobsky,Lukas	0:13,740
32 212 Specken,Guust	0:47,366	254 Kallasmaa,Kaspar	0:18,341	212 Specken,Guust	0:14,789	212 Specken,Guust	0:13,983
33 254 Kallasmaa,Kaspar	0:47,420	212 Specken,Guust	0:18,416	254 Kallasmaa,Kaspar	0:14,833	254 Kallasmaa,Kaspar	0:14,075
34 210 Horn,Moritz	0:59,400	210 Horn,Moritz	0:24,343	210 Horn,Moritz	0:17,613	210 Horn,Moritz	0:17,444

GERMAN KARTING CHAMPIONSHIPS 2018

13-15 / 04 / 2018

DMSB RegNr 88-2018

R 16 DSKM (KZ2) Race 1

Die schnellsten Zeiten			
Ort	Nr. Fahrername	Zeit	Ø Speed
Ziel	242 Kreiners,Marlijn	0:45,851	94,2 km/h
Sektion 1	234 Vastle,Daniel	0:17,978	106,3 km/h
Sektion 2	214 Giardelli,Alessandro	0:14,290	98,3 km/h
Sektion 3	259 Luyet,Jeann	0:13,478	74,5 km/h

	Snr.260 Hiltbrand,Pedro ESP CRG Holland			Snr.236 Hold,Christoph AUT Maranellokart SRL			Snr.204 Federer,Fabian ITA SRP Racing Team			Snr.201 Pex,Jorrit NLD CRG Holland			Snr.223 Schmitz,Alexander DEU Alexander Schmitz		
	theoretisch mögliche Bestzeit	Ziel	Sektion 3	theoretisch mögliche Bestzeit	Ziel	Sektion 3	theoretisch mögliche Bestzeit	Ziel	Sektion 3	theoretisch mögliche Bestzeit	Ziel	Sektion 3	theoretisch mögliche Bestzeit	Ziel	Sektion 3
best	0:46,073	0:18,080	0:14,372	0:46,080	0:18,032	0:14,429	0:46,073	0:18,007	0:14,445	0:46,010	0:18,050	0:14,437	0:46,070	0:18,018	0:14,425
Runde 1	0:52,760	0:21,127	0:14,821	0:49,264	0:20,221	0:14,990	0:53,396	0:23,548	0:15,382	0:49,510	0:20,379	0:15,104	0:49,926	0:20,740	0:15,182
Runde 2	0:47,122	0:18,469	0:14,750	0:47,134	0:18,404	0:14,799	0:46,972	0:18,288	0:14,805	0:47,292	0:18,526	0:14,877	0:47,246	0:18,451	0:14,858
Runde 3	0:46,694	0:18,330	0:14,574	0:46,755	0:18,322	0:14,623	0:46,574	0:18,123	0:14,663	0:46,978	0:18,564	0:14,639	0:46,545	0:18,266	0:14,538
Runde 4	0:46,485	0:18,226	0:14,509	0:46,416	0:18,165	0:14,561	0:46,505	0:18,196	0:14,567	0:46,415	0:18,183	0:14,593	0:46,470	0:18,236	0:14,548
Runde 5	0:46,292	0:18,148	0:14,414	0:46,484	0:18,235	0:14,561	0:46,207	0:18,038	0:14,512	0:46,322	0:18,141	0:14,541	0:46,269	0:18,097	0:14,510
Runde 6	0:46,326	0:18,163	0:14,468	0:46,314	0:18,162	0:14,494	0:46,143	0:18,014	0:14,479	0:46,246	0:18,085	0:14,504	0:46,175	0:18,105	0:14,437
Runde 7	0:46,176	0:18,131	0:14,433	0:46,209	0:18,135	0:14,524	0:46,171	0:18,007	0:14,560	0:46,158	0:18,082	0:14,504	0:46,094	0:18,069	0:14,425
Runde 8	0:46,114	0:18,138	0:14,400	0:46,080	0:18,032	0:14,492	0:46,105	0:18,027	0:14,474	0:46,010	0:18,050	0:14,437	0:46,070	0:18,018	0:14,467
Runde 9	0:46,097	0:18,080	0:14,372	0:46,156	0:18,148	0:14,439	0:46,094	0:18,013	0:14,452	0:46,017	0:18,070	0:14,451	0:46,177	0:18,046	0:14,559
Runde 10	0:46,138	0:18,148	0:14,416	0:46,104	0:18,109	0:14,467	0:46,921	0:18,091	0:14,698	0:46,590	0:18,427	0:14,583	0:47,424	0:18,614	0:14,734
Runde 11	0:46,109	0:18,116	0:14,411	0:46,283	0:18,108	0:14,608	0:46,278	0:18,136	0:14,540	0:46,323	0:18,131	0:14,620	0:46,699	0:18,502	0:14,567
Runde 12	0:46,145	0:18,166	0:14,388	0:46,204	0:18,164	0:14,461	0:46,080	0:18,011	0:14,473	0:46,148	0:18,084	0:14,513	0:46,167	0:18,140	0:14,457
Runde 13	0:46,111	0:18,113	0:14,428	0:46,276	0:18,164	0:14,535	0:46,129	0:18,033	0:14,506	0:46,187	0:18,104	0:14,521	0:46,187	0:18,132	0:14,469
Runde 14	0:46,093	0:18,130	0:14,378	0:46,107	0:18,125	0:14,442	0:46,093	0:18,047	0:14,479	0:46,118	0:18,076	0:14,543	0:46,211	0:18,131	0:14,457
Runde 15	0:46,073	0:18,133	0:14,376	0:46,216	0:18,197	0:14,432	0:46,158	0:18,048	0:14,505	0:46,125	0:18,107	0:14,466	0:46,212	0:18,163	0:14,461
Runde 16	0:46,109	0:18,106	0:14,381	0:46,093	0:18,142	0:14,429	0:46,110	0:18,056	0:14,491	0:46,219	0:18,112	0:14,537	0:46,279	0:18,169	0:14,485
Runde 17	0:46,151	0:18,144	0:14,432	0:46,162	0:18,109	0:14,488	0:46,095	0:18,039	0:14,464	0:46,211	0:18,113	0:14,540	0:46,219	0:18,133	0:14,527
Runde 18	0:46,193	0:18,199	0:14,410	0:46,154	0:18,164	0:14,450	0:46,115	0:18,068	0:14,445	0:46,235	0:18,115	0:14,550	0:46,161	0:18,115	0:14,457
Runde 19	0:46,149	0:18,159	0:14,412	0:46,162	0:18,134	0:14,454	0:46,073	0:18,015	0:14,493	0:46,091	0:18,078	0:14,461	0:46,135	0:18,094	0:14,474
Runde 20	0:46,159	0:18,106	0:14,424	0:46,258	0:18,181	0:14,509	0:46,180	0:18,068	0:14,532	0:46,284	0:18,126	0:14,594	0:46,235	0:18,146	0:14,502
Runde 21	0:46,315	0:18,166	0:14,421	0:46,380	0:18,134	0:14,597	0:46,861	0:18,143	0:15,049	0:47,810	0:18,240	0:15,778	0:46,864	0:18,127	0:14,665

R 16 DSKM (KZ2) Race 1

Die schnellsten Zeiten				
Ort	Nr. Fahrername	Zeit	Streckl.	Ø Speed
Ziel	242 Kremers,Marlijn	0:45,851	1200 m	94,2 km/h
Sektion 1	234 Vastle,Daniel	0:17,978	531 m	106,3 km/h
Sektion 2	214 Giardelli,Allesandro	0:14,290	390 m	98,3 km/h
Sektion 3	259 Luyet,Jean	0:13,478	279 m	74,5 km/h

	Smr.240 Sküras,Emil SWE ENERGY CORSE SRL		Smr.242 Kremers,Marlijn ITA BIREL ART RACING S.R.L.		Smr.214 Giardelli,Allesandro ITA CRG Holland		Smr.251 Habulin,Kristijan HRV KKI		Smr.221 Stall,Daniel DEU Mach1 Motorsport							
	theoretisch mögliche Bestzeit	Ziel	theoretisch mögliche Bestzeit	Ziel	theoretisch mögliche Bestzeit	Ziel	theoretisch mögliche Bestzeit	Ziel	theoretisch mögliche Bestzeit	Ziel						
best	0:45,977	0:18,006	0:14,384	0:13,530	0:45,851	0:17,982	0:14,334	0:13,523	0:46,037	0:18,044	0:14,404	0:13,554	0:46,039	0:18,014	0:14,349	0:13,559
Runde 1	0:50,257	0:20,583	0:15,303	0:14,371	0:50,673	0:20,379	0:15,749	0:14,545	0:51,088	0:20,702	0:15,532	0:14,854	0:50,775	0:20,745	0:15,326	0:14,704
Runde 2	0:46,961	0:18,382	0:14,731	0:13,848	0:47,533	0:18,446	0:14,976	0:14,111	0:46,923	0:18,395	0:14,712	0:13,816	0:47,253	0:18,649	0:14,798	0:13,806
Runde 3	0:46,681	0:18,252	0:14,640	0:13,789	0:46,352	0:18,135	0:14,497	0:13,720	0:46,560	0:18,350	0:14,448	0:13,762	0:47,019	0:18,702	0:14,576	0:13,741
Runde 4	0:47,239	0:18,451	0:14,638	0:14,150	0:46,506	0:18,254	0:14,611	0:13,641	0:46,332	0:18,110	0:14,405	0:13,817	0:46,942	0:18,506	0:14,735	0:13,701
Runde 5	0:46,757	0:18,524	0:14,561	0:13,672	0:46,241	0:18,066	0:14,515	0:13,660	0:46,732	0:18,405	0:14,591	0:13,736	0:46,328	0:18,140	0:14,490	0:13,698
Runde 6	0:46,100	0:18,071	0:14,394	0:13,635	0:46,197	0:18,246	0:14,377	0:13,574	0:46,729	0:18,551	0:14,532	0:13,646	0:46,433	0:18,136	0:14,613	0:13,684
Runde 7	0:46,038	0:18,006	0:14,453	0:13,579	0:45,851	0:17,982	0:14,346	0:13,523	0:45,950	0:18,041	0:14,348	0:13,561	0:46,037	0:18,053	0:14,427	0:13,557
Runde 8	0:46,614	0:18,079	0:14,414	0:14,121	0:46,538	0:18,035	0:14,350	0:14,153	0:46,382	0:18,055	0:14,290	0:14,037	0:46,239	0:18,082	0:14,463	0:13,694
Runde 9	0:46,578	0:18,504	0:14,524	0:13,550	0:46,135	0:18,185	0:14,334	0:13,616	0:46,728	0:18,437	0:14,598	0:13,693	0:46,737	0:18,404	0:14,610	0:13,723
Runde 10	0:46,116	0:18,073	0:14,453	0:13,590	0:46,173	0:18,078	0:14,454	0:13,641	0:46,073	0:18,076	0:14,374	0:13,623	0:46,164	0:18,112	0:14,404	0:13,648
Runde 11	0:46,871	0:18,443	0:14,754	0:13,674	0:47,344	0:18,685	0:14,898	0:13,761	0:47,051	0:18,093	0:15,117	0:13,841	0:46,992	0:18,095	0:14,970	0:13,927
Runde 12	0:46,108	0:18,083	0:14,402	0:13,623	0:46,076	0:18,113	0:14,364	0:13,599	0:47,273	0:18,507	0:15,159	0:13,607	0:46,311	0:18,216	0:14,480	0:13,615
Runde 13	0:46,061	0:18,098	0:14,409	0:13,554	0:46,082	0:18,027	0:14,390	0:13,665	0:46,132	0:18,090	0:14,412	0:13,630	0:46,131	0:18,044	0:14,478	0:13,609
Runde 14	0:46,054	0:18,071	0:14,403	0:13,580	0:46,077	0:18,059	0:14,399	0:13,619	0:46,022	0:18,066	0:14,372	0:13,584	0:46,122	0:18,072	0:14,440	0:13,610
Runde 15	0:46,066	0:18,076	0:14,410	0:13,580	0:46,120	0:18,122	0:14,430	0:13,568	0:46,009	0:18,097	0:14,346	0:13,566	0:46,132	0:18,054	0:14,425	0:13,653
Runde 16	0:46,090	0:18,108	0:14,405	0:13,577	0:46,086	0:18,113	0:14,405	0:13,568	0:46,347	0:18,368	0:14,413	0:13,566	0:46,151	0:18,076	0:14,502	0:13,573
Runde 17	0:45,977	0:18,063	0:14,384	0:13,530	0:46,148	0:18,119	0:14,448	0:13,581	0:46,001	0:18,070	0:14,351	0:13,580	0:46,167	0:18,106	0:14,451	0:13,610
Runde 18	0:46,142	0:18,172	0:14,390	0:13,580	0:45,979	0:18,059	0:14,353	0:13,567	0:46,015	0:18,066	0:14,347	0:13,602	0:46,142	0:18,106	0:14,464	0:13,572
Runde 19	0:46,034	0:18,077	0:14,395	0:13,562	0:46,100	0:18,063	0:14,400	0:13,637	0:45,901	0:18,003	0:14,325	0:13,573	0:46,170	0:18,094	0:14,463	0:13,613
Runde 20	0:46,128	0:18,087	0:14,408	0:13,633	0:46,170	0:18,086	0:14,399	0:13,685	0:46,457	0:18,381	0:14,458	0:13,618	0:46,389	0:18,286	0:14,549	0:13,554
Runde 21	0:46,672	0:18,079	0:14,619	0:13,974	0:46,410	0:18,153	0:14,610	0:13,647	0:46,542	0:18,089	0:14,569	0:13,884	0:46,984	0:18,158	0:14,579	0:14,247

R 16 DSKM (K22) Race 1

Die schnellsten Zeiten			
Ort	Nr. Fahrername	Zeit	σ Speed
Ziel	242 Kreiers,Marlijn	0:45,851	94,2 km/h
Sektion 1	234 Vasile,Daniel	0:17,978	106,3 km/h
Sektion 2	214 Giardelli,Alessandro	0:14,290	98,3 km/h
Sektion 3	259 Luyet,Jean	0:13,478	74,5 km/h

	Stmr.234 Vasile,Daniel ROU DR S.R.L.			Stmr.259 Luyet,Jean CHE CRG Holland			Stmr.224 Lanzani,William ITA BIREL ART RACING KSW			Stmr.215 Rosati,Fabrizio ITA SRP Racing Team			Stmr.233 Davies,Dylan NLD Zanardi racing team		
	theoretisch mögliche Bestzeit	Ziel	Sektion 3	theoretisch mögliche Bestzeit	Ziel	Sektion 3	theoretisch mögliche Bestzeit	Ziel	Sektion 3	theoretisch mögliche Bestzeit	Ziel	Sektion 3	theoretisch mögliche Bestzeit	Ziel	Sektion 3
best	0:46,024	0:17,978	0:14,363	0:45,952	0:18,013	0:14,413	0:46,166	0:18,099	0:14,417	0:46,258	0:18,100	0:14,481	0:46,306	0:18,163	0:14,460
Runde 1	0:51,278	0:20,775	0:15,624	0:51,246	0:20,787	0:15,573	0:51,080	0:20,617	0:15,731	0:46,425	0:18,196	0:14,722	0:51,751	0:20,809	0:15,850
Runde 2	0:47,525	0:18,475	0:14,998	0:47,467	0:18,411	0:15,006	0:47,659	0:18,449	0:15,014	0:47,985	0:18,775	0:14,880	0:47,472	0:18,792	0:14,814
Runde 3	0:47,540	0:18,397	0:14,838	0:47,331	0:18,435	0:14,709	0:47,310	0:18,333	0:14,709	0:47,454	0:18,308	0:14,870	0:47,354	0:18,277	0:15,174
Runde 4	0:46,625	0:18,393	0:14,493	0:47,841	0:19,012	0:15,157	0:46,905	0:18,498	0:14,761	0:48,711	0:18,660	0:16,013	0:48,046	0:18,373	0:15,474
Runde 5	0:46,231	0:18,108	0:14,411	0:46,758	0:18,064	0:14,974	0:46,421	0:18,171	0:14,550	0:46,591	0:18,193	0:14,561	0:46,510	0:18,253	0:14,581
Runde 6	0:46,149	0:18,077	0:14,363	0:46,269	0:18,174	0:14,505	0:46,323	0:18,202	0:14,447	0:46,394	0:18,172	0:14,481	0:47,015	0:18,644	0:14,716
Runde 7	0:46,082	0:18,038	0:14,363	0:46,003	0:18,032	0:14,420	0:46,166	0:18,099	0:14,424	0:46,355	0:18,134	0:14,526	0:46,318	0:18,163	0:14,505
Runde 8	0:46,074	0:18,029	0:14,367	0:45,981	0:18,072	0:14,431	0:46,236	0:18,110	0:14,460	0:46,258	0:18,100	0:14,514	0:46,385	0:18,202	0:14,555
Runde 9	0:46,304	0:18,049	0:14,493	0:46,087	0:18,037	0:14,456	0:46,250	0:18,109	0:14,519	0:46,409	0:18,137	0:14,570	0:46,398	0:18,220	0:14,523
Runde 10	0:46,157	0:17,978	0:14,453	0:45,952	0:18,045	0:14,413	0:46,317	0:18,114	0:14,565	0:46,590	0:18,175	0:14,722	0:46,470	0:18,230	0:14,582
Runde 11	0:46,885	0:18,059	0:14,859	0:46,183	0:18,013	0:14,506	0:46,378	0:18,162	0:14,551	0:46,522	0:18,196	0:14,620	0:46,306	0:18,203	0:14,460
Runde 12	0:46,685	0:18,181	0:14,920	0:46,645	0:18,041	0:14,763	0:46,993	0:18,309	0:14,775	0:46,436	0:18,213	0:14,566	0:46,438	0:18,204	0:14,554
Runde 13	0:46,113	0:18,052	0:14,402	0:46,176	0:18,077	0:14,517	0:46,299	0:18,129	0:14,488	0:46,476	0:18,225	0:14,631	0:46,402	0:18,192	0:14,583
Runde 14	0:46,024	0:18,095	0:14,405	0:46,046	0:18,056	0:14,424	0:46,199	0:18,126	0:14,417	0:46,435	0:18,163	0:14,533	0:46,353	0:18,217	0:14,502
Runde 15	0:46,148	0:18,022	0:14,439	0:46,109	0:18,051	0:14,499	0:46,271	0:18,146	0:14,446	0:46,426	0:18,200	0:14,569	0:46,360	0:18,186	0:14,508
Runde 16	0:47,381	0:18,709	0:14,886	0:47,255	0:18,101	0:14,963	0:46,413	0:18,175	0:14,528	0:46,434	0:18,219	0:14,562	0:46,432	0:18,217	0:14,539
Runde 17	0:46,058	0:18,073	0:14,378	0:46,124	0:18,035	0:14,505	0:46,174	0:18,124	0:14,450	0:46,503	0:18,293	0:14,506	0:46,342	0:18,193	0:14,521
Runde 18	0:46,078	0:18,119	0:14,372	0:46,540	0:18,024	0:14,962	0:46,550	0:18,124	0:14,801	0:46,438	0:18,213	0:14,579	0:46,493	0:18,232	0:14,581
Runde 19	0:46,555	0:18,188	0:14,441	0:46,419	0:18,091	0:14,667	0:46,772	0:18,421	0:14,624	0:46,328	0:18,159	0:14,541	0:46,492	0:18,218	0:14,590
Runde 20	0:46,484	0:18,229	0:14,595	0:46,090	0:18,097	0:14,478	0:46,292	0:18,188	0:14,454	0:46,515	0:18,284	0:14,525	0:46,602	0:18,299	0:14,569
Runde 21	0:47,343	0:18,517	0:14,787	0:46,923	0:18,156	0:14,695	0:46,613	0:18,154	0:14,558	0:46,500	0:18,205	0:14,568	0:46,838	0:18,360	0:14,627

R 16 DSKM (K22) Race 1

Die schnellsten Zeiten				
Ort	Nr. Fahrername	Zeit	Streckl.	Ø Speed
Ziel	242 Kreiners,Marlijn	0:45,851	1200 m	94,2 km/h
Sektion 1	234 Vastle, Daniel	0:17,978	531 m	106,3 km/h
Sektion 2	214 Giardelli, Alessandro	0:14,290	390 m	98,3 km/h
Sektion 3	259 Luyet, Jean	0:13,478	279 m	74,5 km/h

	Smr.203 Pex,Stan NLD CRG Holland		Smr.264 Baldi,Alessio ITA INTREPID DRIVER PROGRAM SRL		Smr.227 Tschentscher,Toni DEU SRP Racing Team		Smr.231 Paul,Maximilian DEU DR S.R.L.		Smr.228 Pieruszke,Kevin DEU BIREL ART RACING KSW	
	theoretisch mögliche Bestzeit: 0:46,152	Ziel	theoretisch mögliche Bestzeit: 0:46,153	Ziel	theoretisch mögliche Bestzeit: 0:46,283	Ziel	theoretisch mögliche Bestzeit: 0:46,089	Ziel	theoretisch mögliche Bestzeit: 0:46,258	Ziel
best	0:46,213	0:18,076	0:46,185	0:18,085	0:46,415	0:18,148	0:46,125	0:18,047	0:46,322	0:18,107
Runde 1	0:52,046	0:20,987	0:52,025	0:21,096	0:51,847	0:20,947	0:51,777	0:21,239	0:51,410	0:20,563
Runde 2	0:49,136	0:19,136	0:49,076	0:19,700	0:47,377	0:18,468	0:48,675	0:18,880	0:47,356	0:18,592
Runde 3	0:46,980	0:18,368	0:46,971	0:18,310	0:47,471	0:18,233	0:46,919	0:18,265	0:47,592	0:18,442
Runde 4	0:47,359	0:18,302	0:48,329	0:14,862	0:47,790	0:18,362	0:49,176	0:18,257	0:48,230	0:18,512
Runde 5	0:46,993	0:18,583	0:46,649	0:18,363	0:46,745	0:18,148	0:46,956	0:18,238	0:47,156	0:18,732
Runde 6	0:46,399	0:18,150	0:46,517	0:18,237	0:46,677	0:18,291	0:46,483	0:18,362	0:46,966	0:18,317
Runde 7	0:46,443	0:18,145	0:46,468	0:18,128	0:46,420	0:18,203	0:46,208	0:18,050	0:46,425	0:18,185
Runde 8	0:46,213	0:18,137	0:46,239	0:18,098	0:46,598	0:18,192	0:46,235	0:18,066	0:46,322	0:18,171
Runde 9	0:46,271	0:18,105	0:46,185	0:18,086	0:47,069	0:18,188	0:46,898	0:18,217	0:46,527	0:18,107
Runde 10	0:46,533	0:18,104	0:47,152	0:18,236	0:46,555	0:18,197	0:46,253	0:18,107	0:46,602	0:18,301
Runde 11	0:46,391	0:18,076	0:46,437	0:18,164	0:46,460	0:18,153	0:46,468	0:18,107	0:46,504	0:18,245
Runde 12	0:46,775	0:18,465	0:46,697	0:18,127	0:46,534	0:18,149	0:46,549	0:18,150	0:46,547	0:18,184
Runde 13	0:46,256	0:18,145	0:46,326	0:18,209	0:46,471	0:18,189	0:46,464	0:18,142	0:46,526	0:18,207
Runde 14	0:46,300	0:18,171	0:46,297	0:18,108	0:46,476	0:18,231	0:46,212	0:18,126	0:46,442	0:18,177
Runde 15	0:46,373	0:18,137	0:46,272	0:18,085	0:46,501	0:18,211	0:46,594	0:18,061	0:46,467	0:18,190
Runde 16	0:46,317	0:18,127	0:46,430	0:18,146	0:46,615	0:18,186	0:46,615	0:18,047	0:47,130	0:18,419
Runde 17	0:46,439	0:18,178	0:46,489	0:18,163	0:47,211	0:18,449	0:46,425	0:18,123	0:46,673	0:18,225
Runde 18	0:46,423	0:18,164	0:46,370	0:18,110	0:46,415	0:18,157	0:46,396	0:18,232	0:46,515	0:18,144
Runde 19	0:46,381	0:18,180	0:46,406	0:18,145	0:46,466	0:18,169	0:46,391	0:18,082	0:46,406	0:18,157
Runde 20	0:46,343	0:18,131	0:46,407	0:18,192	0:46,458	0:18,193	0:46,411	0:18,130	0:46,900	0:18,192
Runde 21	0:46,433	0:18,101	0:46,450	0:18,135	0:46,682	0:18,192	0:46,468	0:18,132	0:46,505	0:18,173

GERMAN KARTING CHAMPIONSHIPS 2018

13-15 / 04 / 2018

DMSB RegNr 88-2018

R 16 DSKM (K22) Race 1

Die schnellsten Zeiten

Ort	Nr. Fahrername	Zeit	Streckl.	Ø Speed
Ziel	242 Kreiners,Marlijn	0:45,851	1200 m	94,2 km/h
Sektion 1	234 Vastle, Daniel	0:17,978	531 m	106,3 km/h
Sektion 2	214 Giardelli, Alessandro	0:14,290	390 m	98,3 km/h
Sektion 3	259 Luyet, Jean	0:13,478	279 m	74,5 km/h

	Stm.232 Matisic,André DEU Solgat Motorsport		Stm.217 Tornqvist-Persson,Benjamin SWE CRG Holland		Stm.218 Tubben,Max NLD CRG Holland		Stm.230 Varhaug,Pål NOR CRG Holland		Stm.258 Cebrinan, Gerard ESP CRG Holland											
	theoretisch mögliche Bestzeit	Ziel	theoretisch mögliche Bestzeit	Ziel	theoretisch mögliche Bestzeit	Ziel	theoretisch mögliche Bestzeit	Ziel	theoretisch mögliche Bestzeit	Ziel										
best	0:46,342	0:18,097	0:14,543	0:13,632	0:46,201	0:18,063	0:14,462	0:13,608	0:46,416	0:18,101	0:14,523	0:13,671	0:46,471	0:18,205	0:14,472	0:13,672	0:46,426	0:18,169	0:14,509	0:13,639
Runde 1	0:51,164	0:20,556	0:15,928	0:14,680	0:52,414	0:21,357	0:16,095	0:14,962	0:51,993	0:20,910	0:15,940	0:15,143	0:51,650	0:21,090	0:15,745	0:14,815	0:52,394	0:21,558	0:15,974	0:14,862
Runde 2	0:47,461	0:19,519	0:14,960	0:13,982	0:47,743	0:18,951	0:14,901	0:13,891	0:48,480	0:19,116	0:15,347	0:14,017	0:49,137	0:19,611	0:15,551	0:13,975	0:48,900	0:18,859	0:15,801	0:14,240
Runde 3	0:47,638	0:18,646	0:15,118	0:13,874	0:46,898	0:18,286	0:14,648	0:13,964	0:46,727	0:18,294	0:14,638	0:13,795	0:47,034	0:18,390	0:14,797	0:13,847	0:46,997	0:18,335	0:14,651	0:14,011
Runde 4	0:46,968	0:18,323	0:14,851	0:13,794	0:49,571	0:18,231	0:15,527	0:15,813	0:49,058	0:18,159	0:15,235	0:15,664	0:47,666	0:18,270	0:14,766	0:14,630	0:47,402	0:18,236	0:14,680	0:14,486
Runde 5	0:47,794	0:18,308	0:15,132	0:14,294	0:48,282	0:19,249	0:14,640	0:14,393	0:47,106	0:18,566	0:14,740	0:13,800	0:46,747	0:18,335	0:14,646	0:13,766	0:47,953	0:18,236	0:14,680	0:14,486
Runde 6	0:48,108	0:19,020	0:15,371	0:13,717	0:46,524	0:18,391	0:14,462	0:13,671	0:46,442	0:18,185	0:14,581	0:13,676	0:46,747	0:18,230	0:14,590	0:13,759	0:47,284	0:18,236	0:14,680	0:14,486
Runde 7	0:46,463	0:18,197	0:14,586	0:13,680	0:46,201	0:18,063	0:14,480	0:13,658	0:46,497	0:18,203	0:14,576	0:13,746	0:46,757	0:18,230	0:14,590	0:13,937	0:47,443	0:18,236	0:14,680	0:14,486
Runde 8	0:46,342	0:18,134	0:14,556	0:13,652	0:46,545	0:18,338	0:14,530	0:13,677	0:46,416	0:18,101	0:14,576	0:13,739	0:46,847	0:18,485	0:14,610	0:13,752	0:46,534	0:18,235	0:14,598	0:13,701
Runde 9	0:46,409	0:18,125	0:14,543	0:13,741	0:46,959	0:18,250	0:14,780	0:13,929	0:46,925	0:18,612	0:14,620	0:13,693	0:47,997	0:18,938	0:15,151	0:13,908	0:46,574	0:18,195	0:14,591	0:13,788
Runde 10	0:46,632	0:18,209	0:14,791	0:13,632	0:47,050	0:18,604	0:14,682	0:13,764	0:46,589	0:18,212	0:14,656	0:13,721	0:47,661	0:18,829	0:14,577	0:14,255	0:46,875	0:18,292	0:14,846	0:13,737
Runde 11	0:46,603	0:18,097	0:14,853	0:13,653	0:46,268	0:18,141	0:14,486	0:13,641	0:46,513	0:18,206	0:14,523	0:13,784	0:46,501	0:18,205	0:14,492	0:13,804	0:46,490	0:18,265	0:14,509	0:13,716
Runde 12	0:47,352	0:18,878	0:14,798	0:13,676	0:46,502	0:18,158	0:14,534	0:13,810	0:46,638	0:18,160	0:14,782	0:13,696	0:46,567	0:18,338	0:14,472	0:13,757	0:46,548	0:18,214	0:14,624	0:13,710
Runde 13	0:46,498	0:18,230	0:14,619	0:13,649	0:46,390	0:18,216	0:14,557	0:13,617	0:46,821	0:18,130	0:14,963	0:13,728	0:46,489	0:18,292	0:14,504	0:13,693	0:46,549	0:18,242	0:14,623	0:13,684
Runde 14	0:46,362	0:18,135	0:14,584	0:13,643	0:46,304	0:18,201	0:14,495	0:13,608	0:46,477	0:18,202	0:14,590	0:13,685	0:46,484	0:18,208	0:14,507	0:13,769	0:46,426	0:18,255	0:14,532	0:13,639
Runde 15	0:46,408	0:18,134	0:14,552	0:13,722	0:46,369	0:18,143	0:14,564	0:13,662	0:46,427	0:18,112	0:14,572	0:13,743	0:46,589	0:18,265	0:14,589	0:13,735	0:46,485	0:18,213	0:14,597	0:13,675
Runde 16	0:46,423	0:18,123	0:14,655	0:13,645	0:46,300	0:18,128	0:14,534	0:13,638	0:46,578	0:18,204	0:14,644	0:13,730	0:46,548	0:18,224	0:14,575	0:13,749	0:46,546	0:18,169	0:14,593	0:13,784
Runde 17	0:46,607	0:18,156	0:14,651	0:13,800	0:46,319	0:18,112	0:14,533	0:13,674	0:46,466	0:18,181	0:14,614	0:13,671	0:46,525	0:18,314	0:14,506	0:13,705	0:46,797	0:18,331	0:14,763	0:13,703
Runde 18	0:46,904	0:19,559	0:14,671	0:13,674	0:46,470	0:18,321	0:14,510	0:13,639	0:47,116	0:18,637	0:14,652	0:13,827	0:46,529	0:18,219	0:14,585	0:13,725	0:46,578	0:18,295	0:14,559	0:13,724
Runde 19	0:46,455	0:18,115	0:14,590	0:13,750	0:46,426	0:18,237	0:14,539	0:13,650	0:46,609	0:18,262	0:14,596	0:13,751	0:46,471	0:18,255	0:14,544	0:13,672	0:46,436	0:18,263	0:14,520	0:13,653
Runde 20	0:46,553	0:18,232	0:14,618	0:13,703	0:46,472	0:18,253	0:14,533	0:13,686	0:46,644	0:18,260	0:14,658	0:13,726	0:46,588	0:18,239	0:14,554	0:13,795	0:46,605	0:18,266	0:14,574	0:13,765
Runde 21	0:46,642	0:18,189	0:14,666	0:13,787	0:46,523	0:18,247	0:14,563	0:13,713	0:46,796	0:18,257	0:14,695	0:13,844	0:46,629	0:18,224	0:14,631	0:13,774	0:46,752	0:18,323	0:14,615	0:13,814

GERMAN KARTING CHAMPIONSHIPS 2018

13-15 / 04 / 2018

DMSB RegNr 88-2018

R 16 DSKM (KZ2) Race 1

Die schnellsten Zeiten

Ort	Nr. Fahrername	Zeit	Streckl.	Ø Speed
Ziel	242 Kreiners,Marlijn	0:45,851	1200 m	94,2 km/h
Sektion 1	234 Vastle, Daniel	0:17,978	531 m	106,3 km/h
Sektion 2	214 Giardelli, Alessandro	0:14,290	390 m	98,3 km/h
Sektion 3	259 Luyet, Jean	0:13,478	279 m	74,5 km/h

	Snr.261 Prospieri, Enrico ESP CRG Holland		Snr.255 Podobsky, Lukas CZE Lukas Podobsky		Snr.219 Johansson, Andreas SWE CRG Holland		Snr.241 Peklin, Ivan UKR Victory Racing Team		Snr.252 Benni, Tommaso ITA Tommaso Benni							
	theoretisch mögliche Bestzeit	Ziel	theoretisch mögliche Bestzeit	Ziel	theoretisch mögliche Bestzeit	Ziel	theoretisch mögliche Bestzeit	Ziel	theoretisch mögliche Bestzeit	Ziel						
best	0:46,437	0:18,148	0:14,532	0:13,687	0:46,498	0:18,152	0:14,474	0:13,740	0:46,516	0:18,181	0:14,536	0:13,713	0:46,715	0:18,196	0:14,664	0:13,732
Runde 1	0:52,182	0:21,052	0:15,959	0:15,171	0:52,736	0:21,682	0:15,728	0:15,326	0:52,491	0:21,376	0:16,370	0:14,745	0:52,685	0:21,258	0:15,917	0:15,510
Runde 2	0:48,609	0:19,027	0:15,626	0:13,956	0:49,367	0:18,822	0:15,992	0:14,553	0:49,242	0:18,990	0:15,457	0:14,795	0:49,166	0:19,116	0:15,725	0:14,325
Runde 3	0:46,999	0:18,362	0:14,770	0:13,867	0:47,068	0:18,513	0:14,677	0:13,878	0:47,271	0:18,420	0:14,891	0:13,960	0:48,086	0:18,887	0:15,212	0:13,987
Runde 4	0:50,305	0:18,311	0:14,751	0:17,243	0:46,955	0:18,215	0:14,555	0:14,185	0:47,356	0:18,364	0:14,623	0:14,369	0:47,425	0:18,423	0:14,880	0:14,122
Runde 5	0:47,134	0:18,314	0:14,913	0:13,907	0:47,377	0:18,880	0:14,616	0:13,881	0:47,345	0:18,445	0:14,878	0:14,022	0:47,278	0:18,417	0:14,947	0:13,914
Runde 6	0:47,127	0:18,415	0:14,887	0:13,825	0:46,498	0:18,270	0:14,477	0:13,751	0:46,775	0:18,415	0:14,647	0:13,713	0:48,185	0:18,637	0:15,163	0:14,385
Runde 7	0:46,529	0:18,148	0:14,615	0:13,766	0:46,520	0:18,183	0:14,538	0:13,799	0:46,965	0:18,438	0:14,775	0:13,752	0:47,097	0:18,369	0:14,832	0:13,896
Runde 8	0:46,529	0:18,224	0:14,561	0:13,744	0:46,841	0:18,155	0:14,917	0:13,769	0:46,516	0:18,181	0:14,590	0:13,745	0:46,831	0:18,227	0:14,739	0:13,865
Runde 9	0:46,641	0:18,154	0:14,735	0:13,752	0:46,904	0:18,152	0:14,903	0:13,849	0:46,670	0:18,324	0:14,542	0:13,804	0:47,027	0:18,341	0:14,788	0:13,898
Runde 10	0:47,443	0:18,341	0:15,191	0:13,911	0:46,650	0:18,372	0:14,474	0:13,804	0:48,182	0:18,610	0:15,682	0:13,890	0:46,951	0:18,238	0:14,843	0:13,870
Runde 11	0:46,536	0:18,168	0:14,681	0:13,687	0:46,641	0:18,335	0:14,508	0:13,798	0:46,794	0:18,295	0:14,628	0:13,871	0:46,829	0:18,322	0:14,752	0:13,755
Runde 12	0:46,490	0:18,235	0:14,550	0:13,705	0:46,598	0:18,220	0:14,540	0:13,838	0:47,411	0:18,312	0:15,001	0:14,098	0:46,775	0:18,216	0:14,697	0:13,862
Runde 13	0:46,587	0:18,189	0:14,639	0:13,759	0:46,860	0:18,424	0:14,689	0:13,747	0:46,704	0:18,347	0:14,562	0:13,795	0:46,722	0:18,326	0:14,664	0:13,732
Runde 14	0:46,575	0:18,236	0:14,601	0:13,738	0:46,547	0:18,238	0:14,544	0:13,765	0:46,856	0:18,238	0:14,811	0:13,807	0:47,118	0:18,546	0:14,726	0:13,846
Runde 15	0:46,581	0:18,240	0:14,612	0:13,729	0:47,267	0:18,497	0:14,916	0:13,854	0:46,630	0:18,297	0:14,565	0:13,768	0:46,762	0:18,290	0:14,728	0:13,744
Runde 16	0:46,437	0:18,176	0:14,554	0:13,707	0:46,700	0:18,316	0:14,548	0:13,836	0:46,736	0:18,288	0:14,625	0:13,823	0:46,822	0:18,278	0:14,771	0:13,773
Runde 17	0:46,518	0:18,217	0:14,563	0:13,738	0:47,218	0:18,545	0:14,749	0:13,924	0:47,030	0:18,534	0:14,694	0:13,802	0:46,874	0:18,388	0:14,723	0:13,763
Runde 18	0:46,558	0:18,246	0:14,619	0:13,693	0:46,801	0:18,456	0:14,605	0:13,740	0:46,811	0:18,357	0:14,631	0:13,823	0:46,715	0:18,196	0:14,703	0:13,816
Runde 19	0:46,812	0:18,378	0:14,732	0:13,702	0:47,200	0:18,748	0:14,640	0:13,812	0:46,763	0:18,349	0:14,615	0:13,799	0:46,761	0:18,316	0:14,671	0:13,774
Runde 20	0:46,523	0:18,207	0:14,561	0:13,755	0:46,664	0:18,264	0:14,607	0:13,793	0:46,855	0:18,386	0:14,646	0:13,823	0:46,849	0:18,379	0:14,671	0:13,799
Runde 21	0:46,521	0:18,264	0:14,532	0:13,725	0:47,010	0:18,336	0:14,835	0:13,839	0:46,847	0:18,367	0:14,536	0:13,944	0:47,106	0:18,274	0:14,868	0:13,964

R 16 DSKM (K22) Race 1

Die schnellsten Zeiten

Ort	Nr. Fahrername	Zeit	Streckenl.	Ø Speed
Ziel	242 Kreiners, Marijn	0:45,851	1200 m	94,2 km/h
Sektion 1	234 Vastle, Daniel	0:17,978	531 m	106,3 km/h
Sektion 2	214 Giardelli, Alessandro	0:14,290	390 m	98,3 km/h
Sektion 3	259 Luyet, Jean	0:13,478	279 m	74,5 km/h

best	Smr.253 Bonsaudo, Louis FRA		Smr.254 Kallasmaa, Kaspar EST		Smr.212 Specken, Guust NLD		Smr.210 Horn, Moritz DEU		Ziel	Sektion 1	Sektion 2	Sektion 3
	theoretisch mögliche Bestzeit	0:46,323	theoretisch mögliche Bestzeit	0:47,249	theoretisch mögliche Bestzeit	0:47,188	theoretisch mögliche Bestzeit	0:59,400				
Runde 1	0:53,775	0:23,366	0:16,041	0:14,368	0:52,501	0:21,369	0:16,269	0:14,863	0:59,400	0:24,343	0:17,613	0:17,444
Runde 2	0:49,148	0:18,746	0:16,163	0:14,239	0:49,983	0:19,007	0:16,466	0:14,510	0:59,400	0:24,343	0:17,613	0:17,444
Runde 3	0:47,505	0:18,788	0:14,893	0:13,824	0:47,492	0:18,584	0:14,833	0:14,075	0:59,400	0:24,343	0:17,613	0:17,444
Runde 4	0:47,950	0:18,613	0:14,939	0:14,398	0:47,420	0:18,341	0:14,932	0:14,147	0:59,400	0:24,343	0:17,613	0:17,444
Runde 5	1:09,562	0:18,479	0:14,896	0:36,187	1:15,749	0:18,428	0:14,839	0:42,482	0:59,400	0:24,343	0:17,613	0:17,444
Runde 6	0:47,038	0:18,635	0:14,725	0:13,678					0:59,400	0:24,343	0:17,613	0:17,444
Runde 7	0:46,731	0:18,352	0:14,715	0:13,664					0:59,400	0:24,343	0:17,613	0:17,444
Runde 8	0:46,556	0:18,342	0:14,540	0:13,674					0:59,400	0:24,343	0:17,613	0:17,444
Runde 9	0:46,746	0:18,396	0:14,628	0:13,722					0:59,400	0:24,343	0:17,613	0:17,444
Runde 10	0:46,603	0:18,320	0:14,594	0:13,689					0:59,400	0:24,343	0:17,613	0:17,444
Runde 11	0:46,668	0:18,281	0:14,613	0:13,774					0:59,400	0:24,343	0:17,613	0:17,444
Runde 12	0:46,457	0:18,309	0:14,482	0:13,666					0:59,400	0:24,343	0:17,613	0:17,444
Runde 13	0:46,382	0:18,225	0:14,541	0:13,616					0:59,400	0:24,343	0:17,613	0:17,444
Runde 14									0:59,400	0:24,343	0:17,613	0:17,444

Strecke / track: 1200m

started: 34 classified: 34 not classified: 0

Doc. 44

Pos	Str. Nr.	Fahrer / Driver	Nation	Bewerber/Sponsor	Nation	Lizenz / B-Lizenz	Chassis/Motor/Beifen	Runden Laps	Gesamtzeit Differenz	Abstand Gap	beste Runde best Lap	in R. in L.	Geschw. o Speed
1	260	Hiltbrand, Pedro	ESP	CRG Holland	NLD	301202 15521	CRG / TM / Vega	12			0:45,637	8	94,7 km/h
2	203	Pex, Stan	NLD	CRG Holland	NLD	31772 15521	CRG / TM / Vega	11	0:00,261	0:00,261	0:45,898	9	94,1 km/h
3	242	Kremers, Marijn	ITA	BIREL ART RACING S.R.L.	ITA	28576 370004	BIREL ART / TM / Vega	10	0:00,261	0:00,000	0:45,898	10	94,1 km/h
4	204	Federer, Fabian	ITA	SRP Racing Team	DEU	353643 KBF1156791	CRG / TM / Vega	10	0:00,265	0:00,004	0:45,902	10	94,1 km/h
5	214	Giardelli, Alessandro	ITA	CRG Holland	NLD	346470 15521	CRG / TM / Vega	12	0:00,291	0:00,026	0:45,928	11	94,1 km/h
6	221	Stell, Daniel	DEU	Mach1 Motorsport	DEU	1KB 1138227 KBF 1005514	MACH1 / TM / Vega	11	0:00,337	0:00,046	0:45,974	9	94,0 km/h
7	259	Luyet, Jean	CHE	CRG Holland	NLD	505028 15521	CRG / TM / Vega	12	0:00,368	0:00,031	0:46,005	12	93,9 km/h
8	201	Pex, Jorrit	NLD	CRG Holland	NLD	27382 15521	CRG / TM / Vega	12	0:00,377	0:00,009	0:46,014	9	93,9 km/h
9	223	Schmitz, Alexander	DEU	Alexander Schmitz	DEU	1KA 1120614 1KA 1120614	Tony Kart / Vortex / Vega	11	0:00,388	0:00,011	0:46,025	10	93,9 km/h
10	234	Vasile, Daniel	ROU	DR S.R.L.	ITA	296449 11	DR / Modena / Vega	12	0:00,420	0:00,032	0:46,057	12	93,8 km/h
11	231	Paul, Maximilian	DEU	DR S.R.L.	ITA	1KC 1140086 296449	DR / Modena / Vega	12	0:00,431	0:00,011	0:46,068	12	93,8 km/h
12	240	Skåras, Emil	SWE	ENERGY CORSE SRL	ITA	199805302198 295423	ENERGY / TM / Vega	9	0:00,457	0:00,026	0:46,094	7	93,7 km/h
13	232	Maticic, André	DEU	Solgat Motorsport	DEU	1KB 1083048 KBF 1079882	BirelART / TM / Vega	11	0:00,458	0:00,001	0:46,095	10	93,7 km/h
14	217	Tornqvist-Persson, Benja	SWE	CRG Holland	NLD	199810314592 15521	CRG / TM / Vega	11	0:00,485	0:00,027	0:46,122	10	93,7 km/h
15	224	Lanzeni, William	ITA	BIREL ART RACING KSW	AUT	355886 BK 102	BirelART / TM / Vega	12	0:00,492	0:00,007	0:46,129	12	93,7 km/h
16	227	Tschentscher, Toni	DEU	SRP Racing Team	DEU	1KC 1133992 KBF 1156791	CRG / TM / Vega	11	0:00,569	0:00,077	0:46,206	10	93,5 km/h
17	258	Cebrian, Gerard	ESP	CRG Holland	NLD	46151222C 15521	CRG / TM / Vega	11	0:00,632	0:00,063	0:46,269	8	93,4 km/h
18	215	Rosati, Fabrizio	ITA	SRP Racing Team	DEU	366709 KBF1156791	CRG / TM / Vega	10	0:00,639	0:00,007	0:46,276	9	93,4 km/h
19	210	Horn, Moritz	DEU	TB Racing Team	DEU	1KB 1132818 KBF 1116906	Kart Republic / TM / Vega	10	0:00,669	0:00,030	0:46,306	7	93,3 km/h
20	218	Tubben, Max	NLD	CRG Holland	NLD	33495 15521	CRG / TM / Vega	11	0:00,670	0:00,001	0:46,307	11	93,3 km/h
21	236	Hold, Christoph	AUT	Maranellokart SRL	AUT	JK 2017 298671	Maranello / Modena / Vega	11	0:00,683	0:00,013	0:46,320	7	93,3 km/h
22	261	Prosperi, Enrico	ESP	CRG Holland	NLD	1TB0009 15521	CRG / TM / Vega	12	0:00,734	0:00,051	0:46,371	8	93,2 km/h
23	251	Habulin, Kristijan	HRV	KK1	HRV	0646 1	TB kart / TM / Vega	12	0:00,739	0:00,005	0:46,376	7	93,2 km/h
24	255	Podobsky, Lukas	CZE	Lukas Podobsky	CZE	18AS0458 18AT0101	BirelArt / TM / Vega	12	0:00,749	0:00,010	0:46,386	8	93,1 km/h
25	230	Varhaug, Pål	NOR	CRG Holland	NLD	28345 15521	CRG / TM / Vega	11	0:00,845	0:00,096	0:46,482	10	92,9 km/h
26	264	Baldi, Alessio	ITA	INTREPID DRIVER PROGRAM SRL	ITA	308173 295717	INTREPID / TM / Vega	11	0:00,851	0:00,006	0:46,488	7	92,9 km/h
27	212	Specken, Guust	NLD	Guust Specken	NLD	33443 33443	Gillard / Vortex / Vega	12	0:00,895	0:00,044	0:46,532	11	92,8 km/h
28	233	Davies, Dylan	NLD	Zanardi racing team	NLD	18909 28613	Zanardi / TM / Vega	11	0:00,896	0:00,001	0:46,533	8	92,8 km/h
29	228	Pieruszek, Kevin	DEU	BIREL ART RACING KSW	AUT	1KB 1124247 BK 102	BirelART / TM / Vega	11	0:00,906	0:00,010	0:46,543	11	92,8 km/h
30	253	Bonsaudo, Louis	FRA	Louis Bonsaudo	FRA	219713 219713	ib17 / TM / Vega	11	0:00,943	0:00,037	0:46,580	10	92,7 km/h
31	252	Benni, Tommaso	ITA	Tommaso Benni	ITA	303851 303851	BIREL / TM RACING / Vega	11	0:01,023	0:00,080	0:46,660	10	92,6 km/h
32	254	Kallasmaa, Kaspar	EST	Kaspar Kallasmaa	EST	K 912 115 E	Energy / TM / Vega	10	0:01,190	0:00,167	0:46,827	7	92,3 km/h
33	241	Peklin, Ivan	UKR	Victory Racing Team	UKR	CS 28.0009.18 CT 28.0005.18	Maranello / TM / Vega	12	0:01,201	0:00,011	0:46,838	7	92,2 km/h
34	219	Johansson, Andreas	SWE	CRG Holland	NLD	199907225875 15521	CRG / TM / Vega	5	0:04,996	0:03,795	0:50,633	2	85,3 km/h

Rennleitung: Kai Medefind Racedirektor: Thomas Lainer

Sportkommissare: Th. Ferrero / U. Bell / H. Seidel / P. Acerbi

Techn. Kommissare: H.-J. Dangers / M. Grasshoff / C. Schmidt / D. Pietzko / M. Somera / A. Mazzanti

Zeitnahme: KART-DATA timing service Franz Schiesler / Martin Summerer

Warm Up DSKM (KZ2)

Strecke / track: 1200 started: 34 classified: 34 not classified: 0

Fahrername Driver	Hillbrand Pedro	Pex Stan	Kremers Marijn	Federer Fabian	Giardelli Allesandro	Stell Daniel	Luyet Jean	Pex Jorrit	Schmitz Alexander	Vasile Daniel	Paul Maximilian	Skäras Emil
schnellste Runde in Runde	0:45,637 Rn. 8	0:45,898 Rn. 9	0:45,898 Rn. 10	0:45,902 Rn. 10	0:45,928 Rn. 11	0:45,974 Rn. 9	0:46,005 Rn. 12	0:46,014 Rn. 9	0:46,025 Rn. 10	0:46,057 Rn. 12	0:46,068 Rn. 12	0:46,094 Rn. 7
Speed	94,7 km/h	94,1 km/h	94,1 km/h	94,1 km/h	94,1 km/h	94,0 km/h	93,9 km/h	93,9 km/h	93,9 km/h	93,8 km/h	93,8 km/h	93,7 km/h
Lap 1	1:00,570	0:56,866	0:59,395	1:03,167	0:54,728	1:00,686	0:59,395	0:52,757	0:58,527	0:58,739	0:57,925	0:55,691
Lap 2	0:53,923	0:52,387	0:52,922	0:53,627	0:49,956	0:55,421	0:51,197	0:51,431	0:52,020	0:54,349	0:54,231	0:47,310
Lap 3	0:50,480	0:50,641	0:50,650	0:50,495	0:46,997	0:51,149	0:49,238	0:49,993	0:49,952	0:52,128	0:48,640	0:46,746
Lap 4	0:48,545	0:49,753	0:48,828	0:48,386	0:46,867	0:48,829	0:47,525	0:49,884	0:47,403	0:50,087	0:49,975	0:53,509
Lap 5	0:47,544	0:52,930	0:46,529	0:47,101	0:46,400	0:46,945	0:48,743	0:47,847	0:46,671	0:47,639	0:47,305	0:46,644
Lap 6	0:46,224	0:46,710	0:46,667	0:47,161	0:46,227	0:46,293	0:46,313	0:47,378	0:46,720	0:46,661	0:46,322	0:47,004
Lap 7	0:45,968	0:46,154	0:46,091	0:46,327	0:46,078	0:46,030	0:46,200	0:46,554	0:46,255	0:46,571	0:46,123	0:46,094
Lap 8	0:45,637	0:48,761	0:46,037	0:45,983	0:46,032	0:46,219	0:46,021	0:46,168	0:50,769	0:46,167	0:46,138	2:36,319
Lap 9	0:45,863	0:45,898	0:47,017	0:47,082	0:46,342	0:45,974	0:46,805	0:46,014	0:46,616	0:46,161	0:46,943	0:46,279
Lap 10	0:45,947	0:45,916	0:45,898	0:45,902	0:45,939	0:53,661	0:46,658	0:50,917	0:46,025	0:46,167	0:46,662	
Lap 11	0:45,886	0:46,196			0:45,928	0:48,095	0:46,287	0:46,018	0:48,350	0:47,279	0:46,289	
Lap 12	0:45,947				0:46,063		0:46,005	0:46,073	0:46,057	0:46,057	0:46,068	

Warm Up DSKM (KZ2)

Strecke / track: 1200 started: 34 classified: 34 not classified: 0

Fahrername Driver	Maticic André	Persson Benjamin	Lanzani William	Tschentscher Toni	Cebrian Gerard	Rosati Fabrizio	Horn Moritz	Tubben Max	Hold Christoph	Prosperi Enrico	Habulin Kristijan	Podobsky Lukas
schnellste Runde in Runde	0:46,095 Rn. 10	0:46,122 Rn. 10	0:46,129 Rn. 12	0:46,206 Rn. 10	0:46,269 Rn. 8	0:46,276 Rn. 9	0:46,306 Rn. 7	0:46,307 Rn. 11	0:46,320 Rn. 7	0:46,371 Rn. 8	0:46,376 Rn. 7	0:46,386 Rn. 8
Speed	93,7 km/h	93,7 km/h	93,7 km/h	93,5 km/h	93,4 km/h	93,4 km/h	93,3 km/h	93,3 km/h	93,3 km/h	93,2 km/h	93,2 km/h	93,1 km/h
Lap 1	0:59,737	1:01,471	0:56,346	0:56,781	0:57,200	0:54,784	0:51,202	0:54,055	0:56,821	0:57,571	0:57,992	0:59,911
Lap 2	0:53,380	0:53,377	0:50,182	0:52,133	0:52,829	0:52,650	0:48,241	0:49,391	0:49,790	0:51,891	0:51,931	0:50,167
Lap 3	0:49,717	0:47,214	0:49,296	0:49,692	0:50,638	0:50,961	0:47,011	0:47,601	0:49,273	0:48,753	0:47,512	0:48,808
Lap 4	0:49,581	0:46,833	0:46,919	0:48,677	0:48,899	0:47,919	0:46,746	0:46,840	0:47,063	0:47,274	0:46,833	0:47,609
Lap 5	0:46,898	0:46,437	0:46,622	0:47,045	0:46,845	0:46,983	0:46,491	0:46,681	0:46,580	0:46,801	0:46,719	0:47,534
Lap 6	0:46,821	0:46,621	0:47,811	0:47,695	0:46,898	0:46,808	0:46,350	0:46,528	0:46,492	0:46,774	0:46,478	0:46,705
Lap 7	1:28,639	0:47,255	0:46,248	0:46,630	0:46,635	2:27,673	0:46,306	0:46,397	0:46,320	0:46,457	0:46,376	0:46,903
Lap 8	0:46,210	0:46,159	0:46,230	0:46,345	0:46,269	0:47,056	0:46,518	0:46,421	0:46,669	0:46,371	0:46,496	0:46,386
Lap 9	0:46,185	0:46,142	0:46,198	0:46,545	0:46,764	0:46,276	0:46,355	1:33,762	0:47,104	0:46,532	0:46,407	0:46,581
Lap 10	0:46,095	0:46,122	0:46,253	0:46,206	0:46,327	0:46,463	0:46,540	0:46,336	0:46,709	0:46,577	0:52,435	0:46,811
Lap 11	0:46,129	0:54,564	0:46,283	0:46,610	0:46,736			0:46,307	0:46,354	0:46,701	0:46,690	0:46,734
Lap 12			0:46,129							0:46,564	0:46,459	0:46,594

Warm Up DSKM (KZ2)

Strecke / track: 1200 started: 34 classified: 34 not classified: 0

Fahrername Driver	Varhaug Pål	Baldi Alessio	Specken Guust	Davies Dylan	Pieruszek Kevin	Bonsaudo Louis	Benni Tommaso	Kallasmaa Kaspar	Peklin Ivan	Johansson Andreas
schnellste Runde in Runde	0:46,482 Rn. 10	0:46,488 Rn. 7	0:46,532 Rn. 11	0:46,533 Rn. 8	0:46,543 Rn. 11	0:46,580 Rn. 10	0:46,660 Rn. 10	0:46,827 Rn. 7	0:46,838 Rn. 7	0:50,633 Rn. 2
Speed	92,9 km/h	92,9 km/h	92,8 km/h	92,8 km/h	92,8 km/h	92,7 km/h	92,6 km/h	92,3 km/h	92,2 km/h	85,3 km/h
Lap 1	1:00,730	0:52,875	0:51,904	1:03,250	1:03,199	0:59,281	0:54,207	1:01,312	0:59,183	0:58,029
Lap 2	0:52,199	0:51,430	0:48,662	0:54,581	0:57,793	0:52,453	0:49,822	0:51,504	0:50,387	0:50,633
Lap 3	0:50,989	0:49,835	0:49,282	0:51,115	0:50,347	0:49,406	0:49,222	0:50,273	0:48,902	2:38,057
Lap 4	0:51,598	0:47,881	0:47,853	0:49,727	0:51,692	0:49,111	0:48,127	0:48,452	0:47,468	2:46,682
Lap 5	0:48,319	0:47,232	0:47,004	0:48,399	0:47,564	0:47,469	0:47,033	0:47,806	0:47,003	0:57,553
Lap 6	0:47,012	0:46,729	0:46,887	0:48,647	0:46,949	0:47,512	0:46,917	0:47,246	0:46,967	
Lap 7	0:46,802	0:46,488	0:46,758	0:47,807	0:46,792	0:46,773	0:46,846	0:46,827	0:46,838	
Lap 8	0:46,530	0:46,489	0:46,712	0:46,533	0:46,603	0:46,641	0:46,664	0:47,565	0:47,985	
Lap 9	0:46,490	0:46,664	0:49,273	0:46,564	0:46,577	0:46,904	0:46,664	1:42,669	0:46,994	
Lap 10	0:46,482	0:46,527	0:46,710	0:46,725	0:46,557	0:46,580	0:46,660	0:46,936	0:47,263	
Lap 11	0:46,516	0:46,613	0:46,532	0:46,616	0:46,543	0:46,718	0:46,739		0:47,655	
Lap 12			0:46,609						0:47,120	

Warm Up DSKM (KZ2)

Ziel		Sektion 1		Sektion 2		Sektion 3	
Fahrername	Zeit	Fahrername	Zeit	Fahrername	Zeit	Fahrername	Zeit
1 260 Hilbrand, Pedro	0:45,637	204 Federer, Fabian	0:17,914	260 Hilbrand, Pedro	0:14,218	260 Hilbrand, Pedro	0:13,468
2 203 Pex, Stan	0:45,898	260 Hilbrand, Pedro	0:17,951	214 Giardelli, Alessandro	0:14,267	201 Pex, Jorrit	0:13,504
3 242 Kremers, Marijn	0:45,898	242 Kremers, Marijn	0:17,970	221 Stell, Daniel	0:14,301	203 Pex, Stan	0:13,507
4 204 Federer, Fabian	0:45,902	214 Giardelli, Alessandro	0:17,972	234 Vasile, Daniel	0:14,317	259 Luyet, Jean	0:13,515
5 214 Giardelli, Alessandro	0:45,928	203 Pex, Stan	0:17,989	217 Torqvist-Persson, Benjann	0:14,334	204 Federer, Fabian	0:13,563
6 221 Stell, Daniel	0:45,974	201 Pex, Jorrit	0:18,018	240 Skärås, Emil	0:14,337	231 Paul, Maximilian	0:13,572
7 259 Luyet, Jean	0:46,005	259 Luyet, Jean	0:18,025	242 Kremers, Marijn	0:14,342	221 Stell, Daniel	0:13,575
8 201 Pex, Jorrit	0:46,014	210 Horn, Moritz	0:18,025	203 Pex, Stan	0:14,345	251 Habulin, Kristijan	0:13,575
9 223 Schmitz, Alexander	0:46,025	223 Schmitz, Alexander	0:18,034	224 Lanzeni, William	0:14,357	232 Maticic, André	0:13,585
10 234 Vasile, Daniel	0:46,057	227 Tschentscher, Toni	0:18,043	204 Federer, Fabian	0:14,366	242 Kremers, Marijn	0:13,586
11 231 Paul, Maximilian	0:46,068	232 Maticic, André	0:18,050	231 Paul, Maximilian	0:14,368	223 Schmitz, Alexander	0:13,587
12 240 Skärås, Emil	0:46,094	231 Paul, Maximilian	0:18,054	259 Luyet, Jean	0:14,401	217 Torqvist-Persson, Benjann	0:13,595
13 232 Maticic, André	0:46,095	240 Skärås, Emil	0:18,059	223 Schmitz, Alexander	0:14,404	214 Giardelli, Alessandro	0:13,609
14 217 Torqvist-Persson, Benjann	0:46,122	221 Stell, Daniel	0:18,082	232 Maticic, André	0:14,414	236 Hold, Christoph	0:13,620
15 224 Lanzeni, William	0:46,129	234 Vasile, Daniel	0:18,085	201 Pex, Jorrit	0:14,426	234 Vasile, Daniel	0:13,624
16 227 Tschentscher, Toni	0:46,206	258 Cebrtan, Gerard	0:18,105	236 Hold, Christoph	0:14,445	227 Tschentscher, Toni	0:13,641
17 258 Cebrtan, Gerard	0:46,269	224 Lanzeni, William	0:18,110	218 Tubben, Max	0:14,450	224 Lanzeni, William	0:13,650
18 215 Rosati, Fabrizio	0:46,276	217 Torqvist-Persson, Benjann	0:18,114	230 Varhaug, Pål	0:14,464	210 Horn, Moritz	0:13,658
19 210 Horn, Moritz	0:46,306	215 Rosati, Fabrizio	0:18,118	215 Rosati, Fabrizio	0:14,469	264 Baldi, Alessio	0:13,659
20 218 Tubben, Max	0:46,307	218 Tubben, Max	0:18,132	255 Podobsky, Lukas	0:14,469	240 Skärås, Emil	0:13,663
21 236 Hold, Christoph	0:46,320	255 Podobsky, Lukas	0:18,140	251 Habulin, Kristijan	0:14,475	218 Tubben, Max	0:13,665
22 261 Prosperi, Enrico	0:46,371	251 Habulin, Kristijan	0:18,141	258 Cebrtan, Gerard	0:14,478	261 Prosperi, Enrico	0:13,681
23 251 Habulin, Kristijan	0:46,376	261 Prosperi, Enrico	0:18,146	210 Horn, Moritz	0:14,484	258 Cebrtan, Gerard	0:13,686
24 255 Podobsky, Lukas	0:46,386	212 Specken, Guust	0:18,150	241 Peklin, Ivan	0:14,498	215 Rosati, Fabrizio	0:13,689
25 230 Varhaug, Pål	0:46,482	252 Benni, Tommaso	0:18,154	264 Baldi, Alessio	0:14,521	233 Davies, Dylan	0:13,703
26 264 Baldi, Alessio	0:46,488	236 Hold, Christoph	0:18,168	227 Tschentscher, Toni	0:14,522	253 Bonsaudo, Kevin	0:13,711
27 212 Specken, Guust	0:46,532	264 Baldi, Alessio	0:18,186	261 Prosperi, Enrico	0:14,531	228 Pieruszek, Kevin	0:13,714
28 233 Davies, Dylan	0:46,533	230 Varhaug, Pål	0:18,189	253 Bonsaudo, Louis	0:14,532	252 Benni, Tommaso	0:13,729
29 228 Pieruszek, Kevin	0:46,543	228 Pieruszek, Kevin	0:18,194	233 Davies, Dylan	0:14,549	212 Specken, Guust	0:13,736
30 253 Bonsaudo, Louis	0:46,580	233 Davies, Dylan	0:18,221	228 Pieruszek, Kevin	0:14,575	230 Varhaug, Pål	0:13,745
31 252 Benni, Tommaso	0:46,660	253 Bonsaudo, Louis	0:18,255	212 Specken, Guust	0:14,591	255 Podobsky, Lukas	0:13,774
32 254 Kallasmaa, Kaspar	0:46,827	241 Peklin, Ivan	0:18,257	252 Benni, Tommaso	0:14,637	254 Kallasmaa, Kaspar	0:13,801
33 241 Peklin, Ivan	0:46,838	254 Kallasmaa, Kaspar	0:18,360	254 Kallasmaa, Kaspar	0:14,663	241 Peklin, Ivan	0:13,807
34 219 Johansson, Andreas	0:50,633	219 Johansson, Andreas	0:19,398	219 Johansson, Andreas	0:15,628	219 Johansson, Andreas	0:14,019

Warm Up DSKM (K22)

Die schnellsten Zeiten			
Ort	Nr. Fahrername	Zeit	Streckenl. ø Speed
Ziel	260 Hiltbrand, Pedro	0:45,637	1200 m 94,7 km/h
Sektion 1	204 Federer, Fabian	0:17,914	531 m 106,7 km/h
Sektion 2	260 Hiltbrand, Pedro	0:14,218	390 m 98,7 km/h
Sektion 3	260 Hiltbrand, Pedro	0:13,468	279 m 74,6 km/h

	Snr.260 Hiltbrand, Pedro ESP CRG Holland			Snr.203 Pex, Stan NLD CRG Holland			Snr.242 Kremers, Marlijn ITA BIREL ART RACING S.R.L.			Snr.204 Federer, Fabian ITA SRP Racing Team			Snr.214 Giardelli, Alessandro ITA CRG Holland		
	theoretisch mögliche Bestzeit	Ziel	Zeit	theoretisch mögliche Bestzeit	Ziel	Zeit	theoretisch mögliche Bestzeit	Ziel	Zeit	theoretisch mögliche Bestzeit	Ziel	Zeit	theoretisch mögliche Bestzeit	Ziel	Zeit
best	0:45,637	0:17,951	0:14,218	0:45,898	0:17,989	0:14,345	0:45,898	0:17,970	0:14,342	0:13,586	0:45,902	0:17,914	0:14,366	0:45,928	0:17,972
Runde 1	1:00,570	0:25,150	0:19,296	0:56,866	0:23,622	0:17,316	0:59,395	0:23,963	0:18,990	0:16,442	1:03,167	0:26,293	0:19,997	0:54,728	0:22,533
Runde 2	0:53,923	0:21,957	0:16,876	0:52,387	0:21,260	0:16,305	0:52,922	0:21,462	0:16,549	0:14,911	0:53,627	0:22,025	0:16,604	0:49,956	0:21,010
Runde 3	0:50,480	0:20,057	0:16,101	0:50,641	0:20,474	0:15,635	0:50,650	0:20,489	0:15,689	0:14,472	0:50,495	0:20,418	0:15,756	0:46,997	0:18,400
Runde 4	0:48,545	0:19,413	0:15,065	0:49,753	0:19,530	0:15,556	0:48,828	0:19,142	0:15,647	0:14,039	0:48,386	0:19,247	0:15,411	0:46,867	0:18,220
Runde 5	0:47,544	0:18,841	0:14,911	0:47,930	0:23,759	0:15,372	0:46,529	0:18,372	0:14,551	0:13,606	0:47,101	0:18,502	0:14,863	0:46,400	0:18,213
Runde 6	0:46,224	0:18,236	0:14,442	0:46,710	0:18,431	0:14,588	0:46,667	0:18,059	0:14,964	0:13,644	0:47,161	0:18,553	0:14,807	0:46,227	0:18,156
Runde 7	0:45,968	0:18,012	0:14,277	0:46,154	0:18,046	0:14,474	0:46,091	0:18,125	0:14,372	0:13,594	0:46,327	0:18,199	0:14,524	0:46,078	0:18,050
Runde 8	0:45,637	0:17,951	0:14,218	0:48,761	0:19,313	0:15,770	0:46,037	0:18,013	0:14,397	0:13,627	0:45,983	0:17,963	0:14,457	0:46,032	0:18,045
Runde 9	0:45,863	0:17,954	0:14,414	0:45,898	0:18,046	0:14,345	0:47,017	0:18,617	0:14,695	0:13,705	0:47,082	0:18,761	0:14,692	0:46,342	0:18,380
Runde 10	0:45,947	0:17,974	0:14,408	0:45,916	0:17,989	0:14,415	0:45,898	0:17,970	0:14,342	0:13,586	0:45,902	0:17,914	0:14,366	0:45,939	0:18,063
Runde 11	0:45,866	0:18,006	0:14,326	0:46,196	0:18,048	0:14,581								0:45,928	0:17,972
Runde 12	0:45,947	0:18,081	0:14,293	0:13,573										0:46,063	0:17,976

Warm Up DSKM (K22)

Die schnellsten Zeiten			
Ort	Nr. Fahrername	Zeit	o Speed
Ziel	260 Hillbrand, Pedro	0:45,637	94,7 km/h
Sektion 1	204 Federer, Fabian	0:17,914	106,7 km/h
Sektion 2	260 Hillbrand, Pedro	0:14,218	98,7 km/h
Sektion 3	260 Hillbrand, Pedro	0:13,468	74,6 km/h

	Stmr.221 Stell, Daniel DEU Mach1 Motorsport			Stmr.259 Luyet, Jean CHE CRG Holland			Stmr.201 Pex, Jorrit NLD CRG Holland			Stmr.223 Schmitz, Alexander DEU Alexander Schmitz			Stmr.234 Vasile, Daniel ROU DR S.R.L.			
	theoretisch mögliche Bestzeit	Ziel	Sektion 3	theoretisch mögliche Bestzeit	Ziel	Sektion 3	theoretisch mögliche Bestzeit	Ziel	Sektion 3	theoretisch mögliche Bestzeit	Ziel	Sektion 3	theoretisch mögliche Bestzeit	Ziel	Sektion 3	
best	0:45,974	0:18,082	0:14,301	0:13,575	0:46,005	0:18,018	0:14,401	0:13,515	0:46,014	0:17,989	0:14,426	0:13,504	0:46,025	0:18,034	0:14,404	0:13,587
Runde 1	1:00,686	0:25,030	0:19,123	0:16,533	0:59,395	0:24,621	0:18,544	0:16,230	0:52,757	0:21,163	0:16,568	0:15,026	0:50,527	0:24,463	0:17,994	0:16,070
Runde 2	0:55,421	0:22,546	0:17,685	0:15,190	0:51,197	0:20,427	0:15,805	0:14,965	0:51,431	0:20,567	0:16,332	0:14,532	0:52,020	0:21,101	0:16,040	0:14,879
Runde 3	0:57,149	0:21,318	0:15,804	0:14,027	0:49,238	0:19,765	0:15,557	0:13,916	0:49,993	0:19,724	0:15,833	0:14,436	0:49,952	0:20,006	0:15,704	0:14,242
Runde 4	0:48,829	0:20,060	0:15,010	0:13,759	0:47,525	0:18,955	0:14,782	0:13,788	0:49,884	0:19,374	0:16,316	0:14,194	0:47,403	0:18,498	0:14,928	0:13,977
Runde 5	0:46,945	0:18,563	0:14,547	0:13,835	0:48,743	0:18,737	0:16,066	0:13,940	0:47,847	0:18,926	0:15,074	0:13,847	0:46,671	0:18,285	0:14,668	0:13,718
Runde 6	0:46,293	0:18,214	0:14,405	0:13,674	0:46,313	0:18,095	0:14,578	0:13,640	0:47,378	0:18,511	0:14,981	0:13,886	0:46,720	0:18,300	0:14,607	0:13,813
Runde 7	0:46,030	0:18,082	0:14,327	0:13,621	0:46,200	0:18,165	0:14,401	0:13,634	0:46,554	0:18,306	0:14,593	0:13,655	0:46,255	0:18,152	0:14,418	0:13,685
Runde 8	0:46,219	0:18,105	0:14,459	0:13,655	0:46,021	0:18,054	0:14,452	0:13,515	0:46,168	0:18,138	0:14,454	0:13,576	0:50,769	0:20,184	0:16,188	0:14,397
Runde 9	0:45,974	0:18,098	0:14,301	0:13,575	0:46,805	0:18,297	0:14,540	0:13,968	0:46,014	0:18,034	0:14,444	0:13,536	0:46,616	0:18,326	0:14,629	0:13,661
Runde 10	0:53,661	0:18,121	0:14,765	0:20,775	0:46,658	0:18,161	0:14,836	0:13,661	0:50,917	0:20,475	0:16,614	0:13,828	0:46,025	0:18,034	0:14,404	0:13,587
Runde 11	0:48,095	0:19,400	0:14,985	0:13,710	0:46,287	0:18,200	0:14,514	0:13,573	0:46,018	0:18,088	0:14,426	0:13,504	0:48,350	0:18,169	0:15,110	0:15,071
Runde 12					0:46,005	0:18,018	0:14,417	0:13,570	0:46,073	0:17,989	0:14,465	0:13,619	0:46,057	0:18,089	0:14,317	0:13,651

Warm Up DSKM (K22)
Die schnellsten Zeiten

Ort	Nr. Fahrername	Zeit	Streckenl.	Ø Speed
Ziel	260 Hillbrand, Pedro	0:45,637	1200 m	94,7 km/h
Sektion 1	204 Federer, Fabian	0:17,914	531 m	106,7 km/h
Sektion 2	260 Hillbrand, Pedro	0:14,218	390 m	98,7 km/h
Sektion 3	260 Hillbrand, Pedro	0:13,468	279 m	74,6 km/h

Runde	Smr.231 Paul, Maximilian DEU DR S.R.L.		Smr.240 Skáros, Emil SWE ENERGY CORSE SRL		Smr.232 Matisz, André DEU Solgat Motorsport		Smr.217 Tornqvist-Persson, Benjamin SWE CRG Holland		Smr.224 Lanzani, William ITA BIREL ART RACING KSW											
	theoretisch mögliche Bestzeit	Ziel	theoretisch mögliche Bestzeit	Ziel	theoretisch mögliche Bestzeit	Ziel	theoretisch mögliche Bestzeit	Ziel	theoretisch mögliche Bestzeit	Ziel										
best	0:46,068	0:18,054	0:14,368	0:13,572	0:46,094	0:18,059	0:14,337	0:13,663	0:46,095	0:18,050	0:14,414	0:13,585	0:46,122	0:18,114	0:14,334	0:13,595	0:46,129	0:18,110	0:14,357	0:13,650
Runde 1	0:57,925	0:24,632	0:17,924	0:15,369	0:55,691	0:24,632	0:16,474	0:14,585	0:59,737	0:24,039	0:19,199	0:16,499	1:01,471	0:25,830	0:19,357	0:16,284	0:56,346	0:23,460	0:17,521	0:15,365
Runde 2	0:54,231	0:21,479	0:17,765	0:14,987	0:47,310	0:18,618	0:14,843	0:13,849	0:53,380	0:22,282	0:16,314	0:14,784	0:53,377	0:21,737	0:16,854	0:14,786	0:50,182	0:20,030	0:15,933	0:14,219
Runde 3	0:48,640	0:19,804	0:14,934	0:13,902	0:46,746	0:18,392	0:14,602	0:13,752	0:49,717	0:19,690	0:15,671	0:14,356	0:47,214	0:18,567	0:14,744	0:13,903	0:49,296	0:20,099	0:15,182	0:14,015
Runde 4	0:49,975	0:18,456	0:15,148	0:16,371	0:53,509	0:19,151	0:15,474	0:18,884	0:49,581	0:19,257	0:15,995	0:14,329	0:46,833	0:18,319	0:14,660	0:13,854	0:46,919	0:18,474	0:14,658	0:13,787
Runde 5	0:47,305	0:18,050	0:14,693	0:13,762	0:46,644	0:18,247	0:14,608	0:13,789	0:46,898	0:18,453	0:14,674	0:13,771	0:46,437	0:18,218	0:14,497	0:13,722	0:46,622	0:18,274	0:14,544	0:13,804
Runde 6	0:46,322	0:18,181	0:14,466	0:13,675	0:47,004	0:18,486	0:14,743	0:13,775	0:46,821	0:18,402	0:14,610	0:13,809	0:46,621	0:18,173	0:14,434	0:14,014	0:47,811	0:19,594	0:14,534	0:13,683
Runde 7	0:46,123	0:18,069	0:14,414	0:13,640	0:46,094	0:18,059	0:14,337	0:13,698	1:28,639	0:59,794	0:15,070	0:13,775	0:47,255	0:18,340	0:14,607	0:14,308	0:46,248	0:18,161	0:14,436	0:13,651
Runde 8	0:46,138	0:18,054	0:14,447	0:13,637	2:36,319	2:07,680	0:14,897	0:13,742	0:46,210	0:18,186	0:14,436	0:13,588	0:46,159	0:18,159	0:14,405	0:13,595	0:46,230	0:18,120	0:14,357	0:13,753
Runde 9	0:46,943	0:18,101	0:14,526	0:14,316	0:46,279	0:18,180	0:14,436	0:13,663	0:46,185	0:18,074	0:14,462	0:13,649	0:46,142	0:18,160	0:14,372	0:13,610	0:46,198	0:18,133	0:14,415	0:13,650
Runde 10	0:46,662	0:18,256	0:14,530	0:13,876					0:46,095	0:18,060	0:14,450	0:13,585	0:46,122	0:18,191	0:14,334	0:13,597	0:46,253	0:18,161	0:14,388	0:13,704
Runde 11	0:46,289	0:18,247	0:14,368	0:13,674					0:46,129	0:18,050	0:14,414	0:13,665	0:54,564	0:18,114	0:21,473	0:14,977	0:46,283	0:18,136	0:14,372	0:13,775
Runde 12	0:46,068	0:18,116	0:14,380	0:13,572													0:46,129	0:18,110	0:14,361	0:13,658

GERMAN KARTING CHAMPIONSHIPS 2018

13-15 / 04 / 2018

DMSB RegNr 88-2018

Warm Up DSKM (K22)

Die schnellsten Zeiten			
Ort	Nr. Fahrername	Streckenl.	Ø Speed
Ziel	260 Hillbrand, Pedro	1200 m	94,7 km/h
Sektion 1	204 Federer, Fabian	531 m	106,7 km/h
Sektion 2	260 Hillbrand, Pedro	390 m	98,7 km/h
Sektion 3	260 Hillbrand, Pedro	279 m	74,6 km/h

	Smr.227 Tschentscher, Toni DEU SRP Racing Team			Smr.258 Cebrian, Gerard ESP CRG Holland			Smr.215 Rosati, Fabrizio ITA SRP Racing Team			Smr.210 Horn, Moritz DEU TB Racing Team			Smr.218 Tubben, Max NLD CRG Holland							
	theoretisch mögliche Bestzeit	Ziel	Bestzeit	theoretisch mögliche Bestzeit	Ziel	Bestzeit	theoretisch mögliche Bestzeit	Ziel	Bestzeit	theoretisch mögliche Bestzeit	Ziel	Bestzeit	theoretisch mögliche Bestzeit	Ziel	Bestzeit					
best	0:46,206	0:18,043	0:14,522	0:13,641	0:46,269	0:18,105	0:14,478	0:13,686	0:46,276	0:18,118	0:14,469	0:13,689	0:46,306	0:18,025	0:14,484	0:13,658	0:46,307	0:18,132	0:14,450	0:13,665
Runde 1	0:56,781	0:22,440	0:18,082	0:16,259	0:57,200	0:22,877	0:18,316	0:16,007	0:54,784	0:21,991	0:17,050	0:15,743	0:51,202	0:20,435	0:16,450	0:14,317	0:54,055	0:21,670	0:17,629	0:14,756
Runde 2	0:52,133	0:21,094	0:16,322	0:14,717	0:52,829	0:21,475	0:16,357	0:14,997	0:52,650	0:20,729	0:16,477	0:15,444	0:48,241	0:19,020	0:15,119	0:14,102	0:49,391	0:19,905	0:15,345	0:14,141
Runde 3	0:49,692	0:19,628	0:15,737	0:14,327	0:50,638	0:20,610	0:15,686	0:14,342	0:50,961	0:20,763	0:15,962	0:14,236	0:47,011	0:18,293	0:14,891	0:13,827	0:47,601	0:18,641	0:14,846	0:14,114
Runde 4	0:48,677	0:19,329	0:15,476	0:13,872	0:48,899	0:19,371	0:15,514	0:14,014	0:47,919	0:18,789	0:15,124	0:14,006	0:46,746	0:18,327	0:14,677	0:13,742	0:46,840	0:18,407	0:14,587	0:13,846
Runde 5	0:47,045	0:18,427	0:14,798	0:13,820	0:46,845	0:18,385	0:14,673	0:13,787	0:46,983	0:18,407	0:14,703	0:13,873	0:46,491	0:18,174	0:14,569	0:13,748	0:46,681	0:18,331	0:14,583	0:13,767
Runde 6	0:47,695	0:18,294	0:15,242	0:14,159	0:46,898	0:18,243	0:14,919	0:13,736	0:46,808	0:18,216	0:14,680	0:13,912	0:46,350	0:18,160	0:14,484	0:13,706	0:46,528	0:18,235	0:14,582	0:13,711
Runde 7	0:46,630	0:18,277	0:14,657	0:13,696	0:46,635	0:18,421	0:14,494	0:13,720	2:27,673	1:58,893	0:14,907	0:13,873	0:46,306	0:18,025	0:14,546	0:13,735	0:46,397	0:18,168	0:14,470	0:13,759
Runde 8	0:46,345	0:18,100	0:14,573	0:13,672	0:46,269	0:18,105	0:14,478	0:13,686	0:47,056	0:18,783	0:14,547	0:13,726	0:46,518	0:18,324	0:14,536	0:13,658	0:46,421	0:18,132	0:14,596	0:13,693
Runde 9	0:46,545	0:18,217	0:14,586	0:13,742	0:46,764	0:18,249	0:14,795	0:13,720	0:46,276	0:18,118	0:14,469	0:13,689	0:46,355	0:18,047	0:14,564	0:13,744	1:33,762	1:04,954	0:14,809	0:13,999
Runde 10	0:46,206	0:18,043	0:14,522	0:13,641	0:46,327	0:18,122	0:14,508	0:13,697	0:46,463	0:18,181	0:14,486	0:13,796	0:46,540	0:18,099	0:14,596	0:13,845	0:46,336	0:18,186	0:14,464	0:13,686
Runde 11	0:46,610	0:18,384	0:14,576	0:13,650	0:46,736	0:18,409	0:14,593	0:13,734									0:46,307	0:18,192	0:14,450	0:13,665
Runde 12																				

Warm Up DSKM (KZ2)

Die schnellsten Zeiten

Ort	Nr. Fahrername	Zeit	Streckenk.	Ø Speed
Ziel	260 Hillbrand, Pedro	0:45,637	1200 m	94,7 km/h
Sektion 1	204 Federer, Fabian	0:17,914	531 m	106,7 km/h
Sektion 2	260 Hillbrand, Pedro	0:14,218	390 m	98,7 km/h
Sektion 3	260 Hillbrand, Pedro	0:13,468	279 m	74,6 km/h

best	Smr.236 Hold, Christoph AUT Maranellokart SRL		Smr.261 Prosperi, Enrico ESP CRG Holland		Smr.251 Habulin, Kristijan HRV KKI		Smr.255 Podobsky, Lukas CZE Lukas Podobsky		Smr.230 Varhaug, Pål NOR CRG Holland								
	theoretisch mögliche Bestzeit	Ziel	theoretisch mögliche Bestzeit	Ziel	theoretisch mögliche Bestzeit	Ziel	theoretisch mögliche Bestzeit	Ziel	theoretisch mögliche Bestzeit	Ziel							
Runde 1	0:56,821	0:22,597	0:18,342	0:15,882	0:57,992	0:24,438	0:17,702	0:15,852	0:59,911	0:25,386	0:18,731	0:15,794	1:00,730	0:25,690	0:18,592	0:16,448	
Runde 2	0:49,790	0:19,852	0:15,273	0:14,665	0:51,931	0:21,127	0:16,078	0:14,726	0:50,167	0:20,730	0:15,220	0:14,217	0:52,199	0:21,118	0:16,249	0:14,832	
Runde 3	0:49,273	0:19,937	0:15,415	0:13,921	0:48,753	0:19,573	0:15,098	0:14,082	0:47,512	0:18,699	0:14,892	0:13,921	0:50,989	0:20,083	0:16,310	0:14,596	
Runde 4	0:47,063	0:18,535	0:14,720	0:13,808	0:47,274	0:18,508	0:14,909	0:13,857	0:46,833	0:18,386	0:14,657	0:13,790	0:51,598	0:19,623	0:16,410	0:15,565	
Runde 5	0:46,580	0:18,234	0:14,545	0:13,801	0:46,801	0:18,268	0:14,647	0:13,886	0:46,719	0:18,267	0:14,641	0:13,811	0:48,319	0:19,035	0:15,155	0:14,129	
Runde 6	0:46,492	0:18,216	0:14,559	0:13,717	0:46,774	0:18,339	0:14,673	0:13,762	0:46,478	0:18,233	0:14,546	0:13,699	0:47,012	0:18,445	0:14,692	0:13,875	
Runde 7	0:46,320	0:18,168	0:14,445	0:13,707	0:46,457	0:18,219	0:14,543	0:13,695	0:46,376	0:18,197	0:14,475	0:13,704	0:46,802	0:18,323	0:14,651	0:13,828	
Runde 8	0:46,669	0:18,324	0:14,490	0:13,855	0:46,371	0:18,146	0:14,531	0:13,694	0:46,496	0:18,175	0:14,587	0:13,734	0:46,530	0:18,282	0:14,472	0:13,776	
Runde 9	0:47,104	0:18,556	0:14,508	0:14,040	0:46,532	0:18,185	0:14,566	0:13,781	0:46,407	0:18,204	0:14,536	0:13,667	0:46,490	0:18,280	0:14,465	0:13,745	
Runde 10	0:46,709	0:18,278	0:14,691	0:13,740	0:46,577	0:18,271	0:14,560	0:13,746	0:52,435	0:20,231	0:16,406	0:15,798	0:46,482	0:18,270	0:14,464	0:13,748	
Runde 11	0:46,354	0:18,222	0:14,512	0:13,620	0:46,701	0:18,454	0:14,566	0:13,681	0:46,690	0:18,403	0:14,672	0:13,615	0:46,516	0:18,189	0:14,517	0:13,810	
Runde 12					0:46,564	0:18,267	0:14,569	0:13,728	0:46,459	0:18,141	0:14,743	0:13,575	0:46,594	0:18,252	0:14,469	0:13,873	

GERMAN KARTING CHAMPIONSHIPS 2018

13-15 / 04 / 2018

DMSB RegNr 88-2018

Warm Up DSKM (KZ2)

Die schnellsten Zeiten

Ort	Nr. Fahrername	Zeit	Streckenl.	Ø Speed
Ziel	260 Hillbrand, Pedro	0:45,637	1200 m	94,7 km/h
Sektion 1	204 Federer, Fabian	0:17,914	531 m	106,7 km/h
Sektion 2	260 Hillbrand, Pedro	0:14,218	390 m	98,7 km/h
Sektion 3	260 Hillbrand, Pedro	0:13,468	279 m	74,6 km/h

best	Smr.264 Baldi, Alessio ITA INTREPID DRIVER PROGRAM SRL			Smr.212 Specken, Guust NLD Guust Specken			Smr.233 Davies, Dylan NLD Zanardi racing team			Smr.228 Piaruszek, Kevin DEU BIREL ART RACING KSW			Smr.253 Bonsaudo, Louis FRA Louis Bonsaudo								
	theoretisch mögliche Bestzeit	Ziel	Sektion 3	theoretisch mögliche Bestzeit	Ziel	Sektion 3	theoretisch mögliche Bestzeit	Ziel	Sektion 3	theoretisch mögliche Bestzeit	Ziel	Sektion 3	theoretisch mögliche Bestzeit	Ziel	Sektion 3						
Runde 1	0:52,875	0:21,188	0:16,490	0:15,197	0:51,904	0:21,253	0:16,106	0:14,545	1:03,250	0:27,189	0:19,291	0:16,770	1:03,199	0:26,637	0:19,512	0:17,050	0:59,281	0:24,438	0:18,530	0:16,313	
Runde 2	0:51,430	0:20,357	0:16,266	0:14,807	0:48,662	0:19,104	0:15,282	0:14,276	0:54,581	0:22,954	0:16,743	0:14,884	0:57,793	0:23,843	0:17,928	0:16,022	0:52,453	0:21,209	0:16,349	0:14,895	
Runde 3	0:49,835	0:19,420	0:15,775	0:14,640	0:49,282	0:18,689	0:15,526	0:15,067	0:51,115	0:20,987	0:15,749	0:14,379	0:50,347	0:20,272	0:15,573	0:14,502	0:49,406	0:19,404	0:15,567	0:14,435	
Runde 4	0:47,881	0:18,906	0:15,146	0:13,829	0:47,853	0:18,523	0:15,118	0:14,212	0:49,727	0:19,760	0:15,467	0:14,500	0:51,692	0:18,977	0:15,076	0:17,639	0:49,111	0:19,274	0:15,757	0:14,080	
Runde 5	0:47,232	0:18,757	0:14,715	0:13,760	0:47,004	0:18,370	0:14,744	0:13,890	0:48,399	0:19,284	0:14,962	0:14,153	0:47,564	0:18,888	0:14,817	0:13,909	0:47,469	0:18,833	0:14,764	0:13,872	
Runde 6	0:46,729	0:18,317	0:14,597	0:13,815	0:46,887	0:18,310	0:14,741	0:13,836	0:47,807	0:19,131	0:15,022	0:14,494	0:46,949	0:18,436	0:14,676	0:13,837	0:47,512	0:18,999	0:14,698	0:13,815	
Runde 7	0:46,488	0:18,186	0:14,643	0:13,659	0:46,758	0:18,299	0:14,652	0:13,807	0:46,533	0:18,274	0:14,556	0:13,794	0:46,603	0:18,255	0:14,595	0:13,753	0:46,641	0:18,261	0:14,616	0:13,764	
Runde 8	0:46,489	0:18,228	0:14,564	0:13,697	0:46,712	0:18,315	0:14,640	0:13,757	0:46,564	0:18,221	0:14,549	0:13,794	0:46,577	0:18,274	0:14,575	0:13,728	0:46,904	0:18,537	0:14,656	0:13,711	
Runde 9	0:46,664	0:18,292	0:14,656	0:13,716	0:49,273	0:19,504	0:16,023	0:13,746	0:46,725	0:18,233	0:14,588	0:13,904	0:46,557	0:18,243	0:14,600	0:13,714	0:46,580	0:18,307	0:14,532	0:13,741	
Runde 10	0:46,527	0:18,228	0:14,521	0:13,778	0:46,710	0:18,277	0:14,597	0:13,836	0:46,616	0:18,242	0:14,558	0:13,816	0:46,543	0:18,194	0:14,603	0:13,746	0:46,718	0:18,255	0:14,631	0:13,832	
Runde 11	0:46,613	0:18,290	0:14,610	0:13,713	0:46,532	0:18,150	0:14,646	0:13,736	0:46,609	0:18,225	0:14,591	0:13,793									
Runde 12																					



Warm Up DSKM (K22)

Die schnellsten Zeiten

Ort	Nr. Fahrername	Zeit	Streckenl.	Ø Speed
Ziel	260 Hillbrand, Pedro	0:45,637	1200 m	94,7 km/h
Sektion 1	204 Federer, Fabian	0:17,914	531 m	106,7 km/h
Sektion 2	260 Hillbrand, Pedro	0:14,218	390 m	98,7 km/h
Sektion 3	260 Hillbrand, Pedro	0:13,468	279 m	74,6 km/h

best	Snr.252 Benni, Tommaso ITA		Snr.254 Kallasmaa, Kaspar EST		Snr.241 Peklin, Ivan UKR		Snr.219 Johansson, Andreas SWE		Ziel	Sektion 1	Sektion 2	Sektion 3	
	theoretisch mögliche Bestzeit	Ziel	theoretisch mögliche Bestzeit	Ziel	theoretisch mögliche Bestzeit	Ziel	theoretisch mögliche Bestzeit	Ziel					
Runde 1	0:54,207	0:17,073	1:01,312	0:19,745	0:15,342	0:59,183	0:25,384	0:18,445	0:15,354	0:50,029	0:24,345	0:18,266	0:15,418
Runde 2	0:49,822	0:16,212	0:51,504	0:19,752	0:16,011	0:50,387	0:19,625	0:15,774	0:14,988	0:50,633	0:19,398	0:15,850	0:15,385
Runde 3	0:49,222	0:20,005	0:50,273	0:20,208	0:14,147	0:48,902	0:19,751	0:15,083	0:14,068	2:38,057	2:06,947	0:15,946	0:15,164
Runde 4	0:48,127	0:18,587	0:48,452	0:19,338	0:13,980	0:47,468	0:18,626	0:14,777	0:14,065	2:46,682	2:17,035	0:15,628	0:14,019
Runde 5	0:47,033	0:18,406	0:47,806	0:18,929	0:13,917	0:47,003	0:18,434	0:14,631	0:13,938	0:57,553	0:23,919	0:16,729	0:16,905
Runde 6	0:46,917	0:18,382	0:47,246	0:18,667	0:13,852	0:46,967	0:18,409	0:14,661	0:13,897				
Runde 7	0:46,846	0:18,154	0:46,827	0:18,360	0:13,801	0:46,838	0:18,442	0:14,498	0:13,898				
Runde 8	0:46,664	0:18,223	0:47,565	0:18,690	0:13,948	0:47,985	0:19,137	0:14,723	0:14,125				
Runde 9	0:46,664	0:18,275	1:42,669	1:12,735	0:14,868	0:46,994	0:18,266	0:14,817	0:13,911				
Runde 10	0:46,660	0:18,199	0:46,936	0:18,455	0:13,818	0:47,263	0:18,455	0:14,940	0:13,868				
Runde 11	0:46,739	0:18,266	0:46,739	0:18,455	0:13,818	0:47,655	0:19,301	0:14,547	0:13,807				
Runde 12						0:47,120	0:18,257	0:14,588	0:14,275				

Ranking Qualifying Heats DSKM (K22)

















Strecke / track: 1200m
 schnellste Rennrunde gefahren von Jorrit Pex aus Lauf 1 / Runde 6 in 0:45,871

Doc. 38

Pos	Str. Nr.	Fahrer / Driver	Nation	Bewerber/Sponsor	Nation	Lizenz / B-Lizenz	Chassis/Motor/Reifen	Punkte Points	Quali POS	Last Heat	Pos	Punkte Points	Rn. Lap	Zeit Time	schnellste Runde fastest Lap	Runde in Lap
1	204	Federer, Fabian	ITA	SRP Racing Team	DEU	353643 KBF1156791	CRG / TM / Vega	0	1	2 1 0	13	13	10:09.129	0:46.047	7	
2	260	Hiltbrand, Pedro	ESP	CRG Holland	NLD	301202 15521	CRG / TM / Vega	3	2	1 1 0	13	13	10:06.131	0:45.949	11	
3	223	Schmitz, Alexander	DEU	Alexander Schmitz	DEU	IKA 1120614 IKA 1120614	Tony Kart / Vortex / Vega	4	5	1 2 2	13	13	10:06.957	0:45.964	13	
4	236	Hold, Christoph	AUT	Maranellokart SRL	AUT	JK 2017 298671	Maranello / Modena / Vega	6	7	2 2 2	13	13	10:09.576	0:46.120	10	
5	201	Pex, Jorrit	NLD	CRG Holland	NLD	27382 15521	CRG / TM / Vega	8	11	1 3 3	13	13	10:08.146	0:45.871	6	
6	240	Skåras, Emil	SWE	ENERGY CORSE SRL	ITA	199805302198 295423	ENERGY / TM / Vega	11	6	1 7 7	13	13	10:12.567	0:45.970	9	
7	251	Habulin, Kristijan	HRV	KK1	HRV	0646 1	TB kjart / TM / Vega	11	13	2 5 5	13	13	10:10.776	0:46.096	9	
8	221	Stell, Daniel	DEU	Mach1 Motorsport	DEU	IKB 1138227 KBF 1005514	MACH1 / TM / Vega	13	3	1 6 6	13	13	10:11.506	0:45.980	10	
9	214	Giardelli, Allesandro	ITA	CRG Holland	NLD	346470 15521	CRG / TM / Vega	14	4	2 3 3	13	13	10:09.801	0:46.112	5	
10	234	Vasile, Daniel	ROU	DR S.R.L.	ITA	11 296449	DR / Modena / Vega	17	10	2 10 10	13	13	10:14.700	0:46.156	6	
11	215	Rosati, Fabrizio	ITA	SRP Racing Team	DEU	366709 KBF1156791	CRG / TM / Vega	17	17	1 9 9	13	13	10:13.985	0:46.237	6	
12	264	Baldi, Alessio	ITA	INTREPID DRIVER PROGRAM SRL	ITA	303173 295717	INTREPID / TM / Vega	17	19	2 8 8	13	13	10:13.228	0:46.192	12	
13	224	Lanzeni, William	ITA	BIREL ART RACING KSW	AUT	355886 BK 102	BirelART / TM / Vega	19	16	2 9 9	13	13	10:14.049	0:46.338	7	
14	259	Luyet, Jean	CHE	CRG Holland	NLD	505028 15521	CRG / TM / Vega	20	9	1 14 14	13	13	10:15.818	0:46.119	12	
15	227	Tschentscher, Toni	DEU	SRP Racing Team	DEU	IKC 1133992 KBF 1156791	CRG / TM / Vega	20	20	3 12 12	13	13	10:12.661	0:46.237	7	
16	242	Kremers, Marijn	ITA	BIREL ART RACING S.R.L.	ITA	28576 370004	BIREL ART / TM / Vega	21	12	1 5 5	13	13	10:10.027	0:46.033	9	
17	232	Maticic, André	DEU	Solgar Motorsport	DEU	IKB 1083048 KBF 1079882	BirelART / TM / Vega	23	21	1 11 11	13	13	10:14.657	0:46.225	8	
18	210	Horn, Moritz	DEU	TB Racing Team	DEU	IKB 1132818 KBF 1116906	Kart Republic / TM / Vega	24	15	1 10 10	13	13	10:14.584	0:46.287	9	
19	217	Tornqvist-Persson, Benjamin	SWE	CRG Holland	NLD	199810314592 15521	CRG / TM / Vega	24	22	2 11 11	13	13	10:15.119	0:46.204	7	
20	228	Pieruszek, Kevin	DEU	BIREL ART RACING KSW	AUT	IKB 1124247 BK 102	BirelART / TM / Vega	27	25	2 13 13	13	13	10:16.822	0:46.392	9	
21	233	Davies, Dylan	NLD	Zanardi racing team	NLD	18909 28613	Zanardi / TM / Vega	27	30	1 12 12	13	13	10:14.864	0:46.321	12	
22	218	Tubben, Max	NLD	CRG Holland	NLD	33495 15521	CRG / TM / Vega	31	29	2 15 15	13	13	10:19.273	0:46.414	9	
23	230	Varhaug, Pål	NOR	CRG Holland	NLD	28345 15521	CRG / TM / Vega	33	18	1 15 15	13	13	10:16.473	0:46.480	12	
24	261	Prosperi, Enrico	ESP	CRG Holland	NLD	ITB0009 15521	CRG / TM / Vega	33	27	2 18 18	13	13	10:21.202	0:46.529	11	
25	203	Pex, Stan	NLD	CRG Holland	NLD	31772 15521	CRG / TM / Vega	34	8	1 16 16	13	13	10:17.588	0:46.519	6	
26	255	Podobsky, Lukas	CZE	Lukas Podobsky	CZE	18AS0458 18AT0101	BirelArt / TM / Vega	35	23	1 4 4	13	13	10:08.643	0:46.076	5	
27	258	Cebrian, Gerard	ESP	CRG Holland	NLD	46151222C 15521	CRG / TM / Vega	37	32	3 30 30	1	1	1:01.193	0:56.526	1	
28	252	Benni, Tommaso	ITA	Tommaso Benni	ITA	303851 303851	BIREL / TM RACING / Vega	40	26	1 20 20	13	13	10:19.836	0:46.445	7	
29	253	Bonsaudo, Louis	FRA	Louis Bonsaudo	FRA	219713 219713	jb17 / TM / Vega	40	33	3 15 15	13	13	10:19.334	0:46.489	13	
30	212	Specken, Guust	NLD	Guust Specken	NLD	33443 33443	Gillard / Vortex / Vega	43	38	1 21 21	13	13	10:20.349	0:46.475	13	
31	219	Johansson, Andreas	SWE	CRG Holland	NLD	199907225875 15521	CRG / TM / Vega	45	35	2 23 23	13	13	10:19.566	0:46.361	12	
32	254	Kallasmaa, Kaspar	EST	Kaspar Kallasmaa	EST	K 912 115 E	Energy / TM / Vega	45	45	1 19 19	13	13	10:26.732	0:46.344	6	
33	231	Paul, Maximilian	DEU	DR S.R.L.	ITA	IKC 1140086 296449	DR / Modena / Vega	46	14	3 17 17	13	13	10:19.753	0:46.290	9	
34	241	Peklin, Ivan	UKR	Victory Racing Team	UKR	CS.28.0009.18 CT.28.0005.18	Maranello / TM / Vega	46	31	2 22 22	13	13	10:26.732	0:46.580	10	
35	213	Netiagovskii, Daniel	CZE	Gregor Kart s.r.o.	CZE	925 338	Tony Kart / TM / Vega	47	36	2 21 21	13	13	10:24.970	0:46.675	10	
36	239	La Martina, Alessio	ITA	SRP Racing Team	DEU	406383 KBF 1156791	CRG / TM / Vega	48	28	1 24 24	13	13	10:27.066	0:46.554	6	
37	238	Jilek, Michal	CZE	Solgar Motorsport	DEU	18AS0808 KBF 1079882	BirelART / TM / Vega	48	34	3 19 19	13	13	10:22.664	0:46.446	10	
38	211	Mrosek, Michael	DEU	Team AK RACING	AUT	19907225875 BK 005	Formula K / TM / Vega	48	40	1 18 18	13	13	10:19.252	0:46.542	10	

Strecke / track: 1200m
 schnellste Rennrunde gefahren von Jorrit Pex aus Lauf 1 / Runde 6 in 0:45,871

Doc. 38

Pos	Str. Nr.	Fahrer Driver	Nation	Bewerber/Sponsor	Nation	Lizenz / B-Lizenz	Chassis/Motor/Reifen	Punkte Points	Quali POS	Lauf Heat	Pos	Punkte Points	Rn. Lp	Zeit Time	schnellste Runde fastest Lap	in Runde in Lap
39	207	Nilsson, Brandon	SWE	 Intrepid Driver Program Srl	ITA	 199502194179 295717	Intrepid / TM / Vega	48	43	2	28	28	13	10:29,246	0:46,611	8
										3	20	20	13	<u>10:25,817</u>	0:46,441	10
40	263	Dzitiev, Yuri	RUS	 Ward Racing	SWE	 18535 102	Tonykart / TM / Vega	49	24	1	25	25	13	<u>10:27,341</u>	0:46,599	6
										2	24	24	13	10:27,433	0:46,617	11
41	208	Ratl, Cyril	CHE	 Kart-Club Oerlikon	CHE	 505053 500006	CRG / TM / Vega	49	42	1	29	29	13	10:34,544	0:46,945	12
										2	20	20	13	<u>10:24,392</u>	0:46,540	7
42	237	Lang, Hannah	GBR	 MK Racing	GBR	 212874 273486	Tony Kart / Vortex / Vega	52	41	1	26	26	13	<u>10:27,573</u>	0:46,685	7
										3	26	26	13	10:31,344	0:46,754	9
43	266	Forne, Antonio	ESP	 CRG Holland	NLD	 ITCSR-0013-ESP 15521	CRG / TM / Vega	52	44	1	27	27	13	10:31,714	0:47,083	6
										3	25	25	13	<u>10:30,672</u>	0:46,974	9
44	256	Costa, Francesco	ITA	 Francesco Costa	ITA	 370356 370356	Sodikart / Tm Racing / Vega	58	46	2	30	30	13	<u>10:34,907</u>	0:47,551	13
										3	28	28	13	10:36,257	0:47,409	9
45	220	Lagerström, Linus	SWE	 JP Racing	SWE	 199409301216 105	Expit / TM / Vega	59	39	1	30	30	13	10:48,068	0:46,669	6
										2	29	29	13	<u>10:31,088</u>	0:46,586	11
46	265	Munaretto, Luca	ITA	 Anna-Maria Kokosioulis	ITA	 398070 398068	CRG / TM / Vega	63	37	2	31	31	6	<u>5:00,505</u>	0:47,195	3
										3	31	32	-	-	-	-

Rennleitung: Kai Medefind Racedirektor: Thomas Lainer
 Sportkommissare: Th. Ferrero / U. Bell / H. Seidel / P. Acerbi
 Techn. Kommissare: H.-J. Dangers / M. Grasshoff / C. Schmidt / D. Pietzko / M. Somera / A. Mazzanti
 Zeitnahme: KART-DATA timing service Franz Schieszler / Martin Summerer



17	241	Victory Racing Team Peklin Ivan Startposition 34	17	231	DR S.R.L. Paul Maximilian Startposition 33
16	254	Kaspar Kallasmaa Kallasmaa Kaspar Startposition 32	16	219	CRG Holland Johansson Andreas Startposition 31
15	212	Guust Specken Specken Guust Startposition 30	15	253	Louis Bonsaudo Bonsaudo Louis Startposition 29
14	252	Tommaso Benni Benni Tommaso Startposition 28	14	258	CRG Holland Cebrian Gerard Startposition 27
13	255	Lukas Podobsky Podobsky Lukas Startposition 26	13	203	CRG Holland Pex Stan Startposition 25
12	261	CRG Holland Prosperi Enrico Startposition 24	12	230	CRG Holland Varhaug Pål Startposition 23
11	218	CRG Holland Tubben Max Startposition 22	11	233	Zanardi racing team Davies Dylan Startposition 21
10	228	BIREL ART RACING KSW Pieruszek Kevin Startposition 20	10	217	CRG Holland Tornqvist-Persson Benjamin Startposition 19
9	210	TB Racing Team Horn Moritz Startposition 18	9	232	Solgat Motorsport Maticic André Startposition 17
8	242	BIREL ART RACING S.R.L. Kremers Marijn Startposition 16	8	227	SRP Racing Team Tschentscher Toni Startposition 15
7	259	CRG Holland Luyet Jean Startposition 14	7	224	BIREL ART RACING KSW Lanzeni William Startposition 13
6	264	INTREPID DRIVER PROGRAM SRL Baldi Alessio Startposition 12	6	215	SRP Racing Team Rosati Fabrizio Startposition 11
5	234	DR S.R.L. Vasile Daniel Startposition 10	5	214	CRG Holland Giardelli Alessandro Startposition 9
4	221	Mach1 Motorsport Stell Daniel Startposition 8	4	251	KK1 Habulin Kristijan Startposition 7
3	240	ENERGY CORSE SRL Skåras Emil Startposition 6	3	201	CRG Holland Pex Jorrit Startposition 5
2	236	Maranellokart SRL Hold Christoph Startposition 4	2	223	Alexander Schmitz Schmitz Alexander Startposition 3
1	260	CRG Holland Hiltbrand Pedro Startposition 2	1	204	SRP Racing Team Federer Fabian Startposition 1



Starting Grid of Ranking Qualifying Heats DSKM (KZ2)

Rennen 16 Race 1

DMSB RegNr 08-2018

R 10 DSKM (KZ2) Heat 3 A <> B

Strecke / track: 1200m fastest Lap Giardelli, Allesandro at: 0:45,926
 started: 30 classified: 30 not classified: 0 not started: 1 Doc. 34

Pos	Str. Nr.	Fahrer / Driver	Nation	Bewerber/Sponsor	Nation	Lizenz / B-Lizenz	Chassis/Motor/Reifen	Points	Runden Laps	Gesamtzeit Differenz	Abstand Gap	beste Runde best Lap	in R. in L.	o Geschw. g Speed
1	204	Federer, Fabian	ITA	SRP Racing Team	DEU	353643 KBF1156791	CRG / TM / Vega	0	13	10:10,021		0:46,023	11	92,1 km/h 93,9 km/h
2	223	Schmitz, Alexander	DEU	Alexander Schmitz	DEU	IKA 1120614 IKA 1120614	Tony Kart / Vortex / Vega	2	13	10:10,317 0:00,296	0:00,296	0:45,982	11	92 km/h 93,9 km/h
3	260	Hiltbrand, Pedro	ESP	CRG Holland	NLD	301202 15521	CRG / TM / Vega	3	13	10:11,145 0:01,124	0:00,828	0:46,029	7	91,9 km/h 93,9 km/h
4	236	Hold, Christoph	AUT	Maranellokart SRL	AUT	JK 2017 298671	Maranello / Modena / Vega	4	13	10:11,748 0:01,727	0:00,603	0:46,092	12	91,8 km/h 93,7 km/h
5	201	Pex, Jorrit	NLD	CRG Holland	NLD	27382 15521	CRG / TM / Vega	5	13	10:12,134 0:02,113	0:00,386	0:46,093	13	91,7 km/h 93,7 km/h
6	251	Habulin, Kristijan	HRV	KK1	HRV	0646 1	TB kjart / TM / Vega	6	13	10:12,762 0:02,741	0:00,628	0:45,998	11	91,7 km/h 93,9 km/h
7	234	Vasile, Daniel	ROU	DR S.R.L.	ITA	11 296449	DR / Modena / Vega	7	13	10:14,659 0:04,638	0:01,897	0:46,281	11	91,4 km/h 93,3 km/h
8	215	Rosati, Fabrizio	ITA	SRP Racing Team	DEU	366705 KBF1156791	CRG / TM / Vega	8	13	10:15,788 0:05,767	0:01,129	0:46,235	9	91,2 km/h 93,4 km/h
9	264	Baldi, Alessio	ITA	INTREPID DRIVER PROGRAM SRL	ITA	303173 295717	INTREPID / TM / Vega	9	13	10:16,055 0:06,034	0:00,267	0:46,230	10	91,2 km/h 93,4 km/h
10	224	Lanzeni, William	ITA	BIREL ART RACING KSW	AUT	355886 BK 102	BirelART / TM / Vega	10	13	10:16,309 0:06,288	0:00,254	0:46,261	9	91,1 km/h 93,4 km/h
11	214	Giardelli, Allesandro	ITA	CRG Holland	NLD	34470 15521	CRG / TM / Vega	11	13	10:16,398 0:06,377	0:00,089	0:45,926	9	91,1 km/h 94,1 km/h
12	227	Tschentscher, Toni	DEU	SRP Racing Team	DEU	IKC 1133992 KBF 1156791	CRG / TM / Vega	12	13	10:16,900 0:06,879	0:00,502	0:46,268	12	91 km/h 93,4 km/h
13	217	Tornqvist-Persson, Benjamin	SWE	CRG Holland	NLD	19981031459? 15521	CRG / TM / Vega	13	13	10:17,409 0:07,388	0:00,509	0:46,236	10	91 km/h 93,4 km/h
14	228	Pieruszek, Kevin	DEU	BIREL ART RACING KSW	AUT	IKB 1124247 BK 102	BirelART / TM / Vega	14	13	10:18,650 0:08,629	0:01,241	0:46,365	11	90,8 km/h 93,2 km/h
15	255	Podobsky, Lukas	CZE	Lukas Podobsky	CZE	18A50458 18A70101	BirelArt / TM / Vega	15	13	10:19,334 0:09,313	0:00,684	0:46,489	13	90,7 km/h 92,9 km/h
16	258	Cebrian, Gerard	ESP	CRG Holland	NLD	46151222? 15521	CRG / TM / Vega	16	13	10:19,566 0:09,545	0:00,232	0:46,361	12	90,6 km/h 93,2 km/h
17	252	Benni, Tommaso	ITA	Tommaso Benni	ITA	303851 303851	BIREL / TM RACING / Vega	17	13	10:19,753 0:09,732	0:00,187	0:46,290	9	90,6 km/h 93,3 km/h
18	218	Tubben, Max	NLD	CRG Holland	NLD	33495 15521	CRG / TM / Vega	18	13	10:20,132 0:10,111	0:00,379	0:46,333	12	90,6 km/h 93,2 km/h
19	212	Specken, Guust	NLD	Guust Specken	NLD	33443 33443	Gillard / Vortex / Vega	19	13	10:22,664 0:12,643	0:02,532	0:46,446	10	90,2 km/h 93 km/h
20	207	Nilsson, Brandon	SWE	Intrepid Driver Program Srl	ITA	19950219417? 295717	Intrepid / TM / Vega	20	13	10:25,817 0:15,796	0:03,153	0:46,441	10	89,7 km/h 93 km/h
21	239	La Martina, Alessio	ITA	SRP Racing Team	DEU	406383 KBF 1156791	CRG / TM / Vega	21	13	10:26,376 0:16,355	0:00,559	0:46,719	12	89,7 km/h 92,5 km/h
22	238	Jilek, Michal	CZE	Solgat Motorsport	DEU	18A50808 KBF 1079882	BirelART / TM / Vega	22	13	10:26,688 0:16,667	0:00,312	0:46,743	13	89,6 km/h 92,4 km/h
23	211	Mrosek, Michael	DEU	Team AK RACING	AUT	IKC 1131164 BK 005	Formula K / TM / Vega	23	13	10:28,599 0:18,578	0:01,911	0:46,562	12	89,3 km/h 92,8 km/h
24	241	Peklin, Ivan	UKR	Victory Racing Team	UKR	CS.28.0009.11 CT.28.0005.18	Maranello / TM / Vega	24	13	10:29,888 0:19,867	0:01,289	0:46,797	10	89,2 km/h 92,3 km/h
25	266	Forne, Antonio	ESP	CRG Holland	NLD	ITCSR-0013-ESF 15521	CRG / TM / Vega	25	13	10:30,672 0:20,651	0:00,784	0:46,974	9	89 km/h 92 km/h
26	237	Lang, Hannah	GBR	MK Racing	GBR	212874 273486	Tony Kart / Vortex / Vega	26	13	10:31,344 0:21,323	0:00,672	0:46,754	9	89 km/h 92,4 km/h
27	219	Johansson, Andreas	SWE	CRG Holland	NLD	19990722587? 15521	CRG / TM / Vega	27	13	10:35,222 0:25,201	0:03,878	0:46,678	9	88,4 km/h 92,5 km/h
28	256	Costa, Francesco	ITA	Francesco Costa	ITA	370356 370356	Sodikart / Tm Racing / Vega	28	13	10:36,257 0:26,236	0:01,035	0:47,409	9	88,3 km/h 91,1 km/h
29	231	Paul, Maximilian	DEU	DR S.R.L.	ITA	IKC 1140086 296449	DR / Modena / Vega	29	3	2:30,807 10 R	10 R	0:47,055	3	85,9 km/h 91,8 km/h
30	203	Pex, Stan	NLD	CRG Holland	NLD	31772 15521	CRG / TM / Vega	30	1	1:01,193 12 R	2 R	0:56,526	1	70,6 km/h 76,4 km/h
the following drivers did not start.														
265	Munaretto, Luca	ITA						32						

SNr. 219 10 Sec.Penalty
 SNr. 214 5 sec penalty Frontfailing

Rennleitung: Kai Medefind Racedirektor: Thomas Lainer
 Sportkommissare: Th. Ferrero / U. Bell / H. Seidel / P. Acerbi
 Techn. Kommissare: H-J. Dangers / M. Grasshoff / C. Schmidt / D. Pietzko / M. Somera / A. Mazzanti
 Zeitnahme: KART-DATA timing service Franz Schieszler / Martin Summerer

Zeitnahme / timekeeping
 control
 Franz Schieszler
 Aushangzeit : 17:21:19


R 10 DSKM (KZ2) Heat 3 A < > B

Strecke / track: 1200

Fahrername Driver	Federer Fabian	Schmitz Alexander	Hiltbrand Pedro	Hold Christoph	Pex Jorrit	Habulin Kristijan	Vasile Daniel	Rosati Fabrizio	Baldi Alessio	Lanzani William	Giardelli Alessandro	Tschentscher Toni
schnellste Runde in Runde	0:46,023 Rn. 11	0:45,982 Rn. 11	0:46,029 Rn. 7	0:46,092 Rn. 12	0:46,093 Rn. 13	0:45,998 Rn. 11	0:46,281 Rn. 11	0:46,235 Rn. 9	0:46,230 Rn. 10	0:46,261 Rn. 9	0:45,926 Rn. 9	0:46,268 Rn. 12
Speed	93,9 km/h	93,9 km/h	93,9 km/h	93,7 km/h	93,7 km/h	93,9 km/h	93,3 km/h	93,4 km/h	93,4 km/h	93,4 km/h	94,1 km/h	93,4 km/h
Lap 1	0:51,533	0:50,027	0:50,159	0:50,237	0:50,084	0:51,304	0:50,259	0:50,461	0:50,851	0:51,294	0:50,292	0:52,003
Lap 2	0:47,382	0:47,628	0:48,076	0:47,550	0:48,020	0:47,432	0:48,386	0:47,817	0:47,840	0:47,757	0:48,302	0:47,881
Lap 3	0:46,855	0:46,740	0:46,864	0:46,933	0:46,806	0:46,970	0:46,927	0:47,336	0:46,865	0:46,878	0:46,756	0:47,318
Lap 4	0:46,727	0:46,426	0:46,575	0:47,208	0:46,876	0:46,542	0:46,796	0:46,756	0:47,286	0:47,415	0:46,707	0:46,926
Lap 5	0:46,362	0:46,361	0:46,343	0:46,261	0:46,434	0:46,602	0:46,584	0:46,417	0:46,590	0:46,530	0:46,213	0:46,448
Lap 6	0:46,259	0:46,195	0:46,199	0:46,208	0:46,245	0:46,499	0:46,886	0:46,994	0:46,416	0:46,520	0:46,234	0:46,447
Lap 7	0:46,198	0:46,240	0:46,029	0:46,182	0:46,184	0:46,182	0:46,536	0:46,407	0:46,246	0:46,357	0:46,064	0:46,545
Lap 8	0:46,191	0:46,237	0:46,163	0:46,116	0:46,166	0:46,222	0:46,355	0:46,574	0:46,486	0:46,315	0:46,050	0:46,373
Lap 9	0:46,058	0:46,101	0:46,091	0:46,164	0:46,166	0:46,043	0:46,305	0:46,235	0:46,310	0:46,261	0:45,926	0:46,365
Lap 10	0:46,115	0:46,123	0:46,618	0:46,174	0:46,096	0:46,032	0:46,304	0:46,301	0:46,230	0:46,401	0:46,661	0:46,398
Lap 11	0:46,023	0:45,982	0:46,056	0:46,142	0:46,116	0:45,998	0:46,281	0:46,602	0:46,865	0:46,558	0:46,014	0:46,383
Lap 12	0:46,061	0:46,149	0:46,166	0:46,092	0:46,112	0:46,129	0:46,311	0:46,391	0:46,267	0:46,443	0:46,048	0:46,268
Lap 13	0:46,239	0:46,110	0:46,123	0:46,104	0:46,093	0:46,074	0:46,298	0:46,494	0:46,474	0:46,329	0:46,195	0:46,339

R 10 DSKM (KZ2) Heat 3 A < > B

Strecke / track: 1200

Fahrername Driver	Persson Benjamin	Pieruszek Kevin	Podobsky Lukas	Cebrian Gerard	Benni Tommaso	Tubben Max	Specken Guust	Nilsson Brandon	La Martina Alessio	Jilek Michal	Mrosek Michael	Peklin Ivan
schnellste Runde in Runde	0:46,236 Rn. 10	0:46,365 Rn. 11	0:46,489 Rn. 13	0:46,361 Rn. 12	0:46,290 Rn. 9	0:46,333 Rn. 12	0:46,446 Rn. 10	0:46,441 Rn. 10	0:46,719 Rn. 12	0:46,743 Rn. 13	0:46,562 Rn. 12	0:46,797 Rn. 10
Speed	93,4 km/h	93,2 km/h	92,9 km/h	93,2 km/h	93,3 km/h	93,2 km/h	93,0 km/h	93,0 km/h	92,5 km/h	92,4 km/h	92,8 km/h	92,3 km/h
Lap 1	0:52,117	0:51,262	0:51,533	0:51,845	0:51,544	0:51,511	0:52,376	0:52,228	0:52,441	0:52,399	0:52,816	0:53,912
Lap 2	0:48,044	0:47,980	0:47,670	0:48,022	0:49,054	0:48,018	0:48,886	0:48,938	0:48,764	0:49,002	0:49,250	0:48,570
Lap 3	0:47,048	0:48,144	0:47,067	0:47,747	0:47,930	0:47,440	0:47,552	0:48,191	0:47,932	0:48,414	0:48,063	0:48,011
Lap 4	0:46,762	0:46,900	0:47,074	0:46,778	0:46,630	0:46,872	0:47,763	0:47,444	0:48,186	0:47,467	0:47,927	0:47,540
Lap 5	0:46,560	0:46,617	0:46,585	0:46,487	0:46,539	0:46,656	0:46,700	0:47,293	0:46,877	0:46,936	0:47,584	0:47,383
Lap 6	0:46,374	0:46,576	0:46,622	0:46,464	0:46,495	0:46,613	0:46,736	0:46,734	0:46,970	0:46,797	0:47,512	0:48,473
Lap 7	0:46,948	0:46,857	0:47,742	0:46,702	0:46,838	0:47,371	0:46,829	0:47,013	0:48,104	0:47,324	0:47,736	0:47,497
Lap 8	0:46,347	0:46,627	0:46,500	0:46,422	0:46,637	0:46,983	0:46,464	0:46,898	0:47,136	0:47,420	0:46,857	0:47,376
Lap 9	0:46,377	0:46,409	0:46,590	0:46,498	0:46,290	0:46,637	0:46,602	0:46,486	0:46,839	0:46,762	0:47,066	0:46,804
Lap 10	0:46,236	0:46,404	0:46,878	0:46,865	0:46,835	0:46,629	0:46,446	0:46,441	0:46,848	0:46,831	0:46,983	0:46,797
Lap 11	0:46,317	0:46,365	0:46,493	0:46,450	0:46,316	0:46,360	0:46,642	0:46,562	0:46,764	0:47,326	0:46,907	0:46,975
Lap 12	0:46,389	0:46,418	0:46,588	0:46,361	0:46,354	0:46,333	0:46,455	0:47,729	0:46,719	0:46,826	0:46,562	0:46,936
Lap 13	0:46,342	0:46,408	0:46,489	0:46,579	0:46,450	0:46,361	0:46,572	0:46,781	0:46,772	0:46,743	0:46,718	0:47,094

R 10 DSKM (KZ2) Heat 3 A < > B

Strecke / track: 1200

Fahrername Driver	Forne Antonio	Lang Hannah	Johansson Andreas	Costa Francesco	Paul Maximilian	Pex Stan
schnellste Runde in Runde	0:46,974 Rn. 9	0:46,754 Rn. 9	0:46,678 Rn. 9	0:47,409 Rn. 9	0:47,055 Rn. 3	0:56,526 Rn. 1
Speed	92,0 km/h	92,4 km/h	92,5 km/h	91,1 km/h	91,8 km/h	76,4 km/h
Lap 1	0:52,286	0:53,476	0:51,998	0:53,116	0:50,697	0:56,526
Lap 2	0:48,689	0:48,725	0:48,423	0:49,187	0:48,052	
Lap 3	0:47,813	0:48,023	0:48,047	0:48,213	0:47,055	
Lap 4	0:47,555	0:47,666	0:47,296	0:47,967		
Lap 5	0:48,479	0:47,532	0:47,142	0:47,972		
Lap 6	0:47,392	0:47,620	0:47,555	0:47,759		
Lap 7	0:47,653	0:47,757	0:47,010	0:47,457		
Lap 8	0:47,029	0:47,810	0:46,837	0:47,508		
Lap 9	0:46,974	0:46,754	0:46,678	0:47,409		
Lap 10	0:47,068	0:47,044	0:46,852	0:47,434		
Lap 11	0:47,502	0:47,043	0:46,814	0:49,481		
Lap 12	0:47,557	0:47,177	0:47,076	0:47,599		
Lap 13	0:47,433	0:47,677	0:46,950	0:47,644		

R 10 DSKM (K22) Heat 3 A < > B

Ziel		Sektion 1		Sektion 2		Sektion 3	
Fahrername	Zeit	Fahrername	Zeit	Fahrername	Zeit	Fahrername	Zeit
1 214 Giardelli, Alessandro	0:45,926	260 Hiltbrand, Pedro	0:10,317	214 Giardelli, Alessandro	0:14,376	223 Schmitz, Alexander	0:13,490
2 223 Schmitz, Alexander	0:45,982	204 Federer, Fabian	0:17,974	260 Hiltbrand, Pedro	0:14,438	251 Habulin, Kristijan	0:13,509
3 251 Habulin, Kristijan	0:45,998	223 Schmitz, Alexander	0:17,975	201 Pex, Jorrit	0:14,456	236 Hold, Christoph	0:13,516
4 204 Federer, Fabian	0:46,023	214 Giardelli, Alessandro	0:17,985	236 Hold, Christoph	0:14,457	201 Pex, Jorrit	0:13,517
5 260 Hiltbrand, Pedro	0:46,029	236 Hold, Christoph	0:18,002	251 Habulin, Kristijan	0:14,461	204 Federer, Fabian	0:13,519
6 236 Hold, Christoph	0:46,092	251 Habulin, Kristijan	0:18,002	234 Vasile, Daniel	0:14,468	260 Hiltbrand, Pedro	0:13,530
7 201 Pex, Jorrit	0:46,093	201 Pex, Jorrit	0:18,026	204 Federer, Fabian	0:14,473	214 Giardelli, Alessandro	0:13,543
8 264 Baldi, Alessio	0:46,230	264 Baldi, Alessio	0:18,055	223 Schmitz, Alexander	0:14,492	227 Tschentscher, Toni	0:13,565
9 215 Rosati, Fabrizio	0:46,235	218 Tubben, Max	0:18,061	215 Rosati, Fabrizio	0:14,497	228 Pieruszek, Kevin	0:13,582
10 217 Tornqvist-Persson, Benjar	0:46,236	215 Rosati, Fabrizio	0:18,062	224 Lanzani, William	0:14,518	217 Tornqvist-Persson, Benjar	0:13,584
11 224 Lanzani, William	0:46,261	234 Vasile, Daniel	0:18,088	258 Cebrian, Gerard	0:14,521	264 Baldi, Alessio	0:13,596
12 227 Tschentscher, Toni	0:46,268	252 Benni, Tommaso	0:18,091	255 Podobsky, Lukas	0:14,523	224 Lanzani, William	0:13,605
13 234 Vasile, Daniel	0:46,281	224 Lanzani, William	0:18,092	264 Baldi, Alessio	0:14,531	207 Nilsson, Brandon	0:13,606
14 252 Benni, Tommaso	0:46,290	227 Tschentscher, Toni	0:18,097	217 Tornqvist-Persson, Benjar	0:14,542	252 Benni, Tommaso	0:13,612
15 218 Tubben, Max	0:46,333	217 Tornqvist-Persson, Benjar	0:18,098	218 Tubben, Max	0:14,544	234 Vasile, Daniel	0:13,623
16 258 Cebrian, Gerard	0:46,361	228 Pieruszek, Kevin	0:18,125	227 Tschentscher, Toni	0:14,548	218 Tubben, Max	0:13,633
17 228 Pieruszek, Kevin	0:46,365	207 Nilsson, Brandon	0:18,131	207 Nilsson, Brandon	0:14,558	211 Mrosek, Michael	0:13,633
18 207 Nilsson, Brandon	0:46,441	212 Specken, Guust	0:18,137	228 Pieruszek, Kevin	0:14,563	212 Specken, Guust	0:13,638
19 212 Specken, Guust	0:46,446	258 Cebrian, Gerard	0:18,142	252 Benni, Tommaso	0:14,565	215 Rosati, Fabrizio	0:13,659
20 255 Podobsky, Lukas	0:46,489	255 Podobsky, Lukas	0:18,173	212 Specken, Guust	0:14,606	238 Jilek, Michal	0:13,662
21 211 Mrosek, Michael	0:46,562	219 Johansson, Andreas	0:18,201	241 Peklin, Ivan	0:14,616	258 Cebrian, Gerard	0:13,667
22 219 Johansson, Andreas	0:46,678	239 La Martina, Alessio	0:18,220	211 Mrosek, Michael	0:14,668	219 Johansson, Andreas	0:13,684
23 239 La Martina, Alessio	0:46,719	238 Jilek, Michal	0:18,234	239 La Martina, Alessio	0:14,691	255 Podobsky, Lukas	0:13,707
24 238 Jilek, Michal	0:46,743	211 Mrosek, Michael	0:18,261	238 Jilek, Michal	0:14,711	239 La Martina, Alessio	0:13,709
25 237 Lang, Hannah	0:46,754	266 Forne, Antonio	0:18,283	237 Lang, Hannah	0:14,735	237 Lang, Hannah	0:13,712
26 241 Peklin, Ivan	0:46,797	241 Peklin, Ivan	0:18,291	219 Johansson, Andreas	0:14,746	241 Peklin, Ivan	0:13,756
27 266 Forne, Antonio	0:46,974	237 Lang, Hannah	0:18,297	231 Paul, Maximilian	0:14,781	266 Forne, Antonio	0:13,804
28 231 Paul, Maximilian	0:47,055	231 Paul, Maximilian	0:18,353	266 Forne, Antonio	0:14,819	256 Costa, Francesco	0:13,904
29 256 Costa, Francesco	0:47,409	256 Costa, Francesco	0:18,509	256 Costa, Francesco	0:14,895	231 Paul, Maximilian	0:13,921
30 203 Pex, Stan	0:56,526	203 Pex, Stan	0:22,196	203 Pex, Stan	0:17,020	203 Pex, Stan	0:17,310

R 10 DSKM (K22) Heat 3 A < > B

Die schnellsten Zeiten

Ort	Nr. Fahrername	Zeit	Streckl.	Ø Speed
Ziel	214 Giardelli, Alessandro	0:45,926	1200 m	94,1 km/h
Sektion 1	260 Hiltbrand, Pedro	0:10,317	531 m	185,3 km/h
Sektion 2	214 Giardelli, Alessandro	0:14,376	390 m	97,7 km/h
Sektion 3	223 Schmitz, Alexander	0:13,490	279 m	74,5 km/h

	Snr.204 Federer, Fabian ITA SRP Racing Team			Snr.223 Schmitz, Alexander DEU Alexander Schmitz			Snr.260 Hiltbrand, Pedro ESP CRG Holland			Snr.214 Giardelli, Alessandro ITA CRG Holland			Snr.236 Hold, Christoph AUT Maranellokart SRL							
	theoretisch mögliche Bestzeit	theoretisch mögliche Bestzeit	theoretisch mögliche Bestzeit	theoretisch mögliche Bestzeit	theoretisch mögliche Bestzeit	theoretisch mögliche Bestzeit	theoretisch mögliche Bestzeit	theoretisch mögliche Bestzeit	theoretisch mögliche Bestzeit	theoretisch mögliche Bestzeit	theoretisch mögliche Bestzeit	theoretisch mögliche Bestzeit	theoretisch mögliche Bestzeit	theoretisch mögliche Bestzeit						
best	0:46,023	0:17,974	0:14,473	0:45,982	0:17,975	0:14,492	0:13,490	0:46,029	0:10,317	0:14,438	0:13,530	0:45,926	0:17,985	0:14,376	0:13,543	0:46,092	0:18,002	0:14,457	0:13,516	
Runde 1	0:51,533	41:24,273	0:15,015	40:47,755	0:50,027	0:20,543	0:15,057	0:14,427	0:50,159	0:10,317	0:15,180	0:24,662	0:50,292	0:20,797	0:15,039	0:14,456	0:50,237	0:20,533	0:15,171	0:14,533
Runde 2	0:47,382	0:19,545	0:14,957	0:13,880	0:47,628	0:18,751	0:15,021	0:13,856	0:48,076	0:19,023	0:15,147	0:13,906	0:48,302	0:18,601	0:15,662	0:14,039	0:47,550	0:18,453	0:15,099	0:13,998
Runde 3	0:46,855	0:19,334	0:14,748	0:13,773	0:46,740	0:18,300	0:14,754	0:13,686	0:46,864	0:18,402	0:14,714	0:13,748	0:46,756	0:18,336	0:14,621	0:13,799	0:46,933	0:18,297	0:14,748	0:13,888
Runde 4	0:46,727	0:18,287	0:14,709	0:13,731	0:46,426	0:18,146	0:14,648	0:13,632	0:46,575	0:18,202	0:14,627	0:13,746	0:46,707	0:18,426	0:14,566	0:13,715	0:47,208	0:18,781	0:14,730	0:13,697
Runde 5	0:46,362	0:18,172	0:14,578	0:13,612	0:46,361	0:18,117	0:14,639	0:13,605	0:46,343	0:18,176	0:14,505	0:13,662	0:46,213	0:18,113	0:14,475	0:13,625	0:46,261	0:18,096	0:14,516	0:13,649
Runde 6	0:46,259	0:18,070	0:14,579	0:13,610	0:46,195	0:18,049	0:14,513	0:13,633	0:46,199	0:18,137	0:14,460	0:13,602	0:46,234	0:18,171	0:14,424	0:13,639	0:46,208	0:18,091	0:14,511	0:13,606
Runde 7	0:46,198	0:18,069	0:14,532	0:13,597	0:46,240	0:18,089	0:14,492	0:13,659	0:46,029	0:18,031	0:14,459	0:13,539	0:46,064	0:18,080	0:14,414	0:13,570	0:46,182	0:18,070	0:14,526	0:13,586
Runde 8	0:46,191	0:18,064	0:14,561	0:13,566	0:46,237	0:18,090	0:14,602	0:13,545	0:46,163	0:18,068	0:14,513	0:13,582	0:46,050	0:18,094	0:14,401	0:13,555	0:46,116	0:18,076	0:14,457	0:13,583
Runde 9	0:46,058	0:18,052	0:14,473	0:13,533	0:46,101	0:18,021	0:14,508	0:13,572	0:46,091	0:18,123	0:14,438	0:13,530	0:45,926	0:17,985	0:14,376	0:13,565	0:46,164	0:18,073	0:14,495	0:13,596
Runde 10	0:46,115	0:18,027	0:14,523	0:13,565	0:46,123	0:18,067	0:14,566	0:13,490	0:46,618	0:18,021	0:14,638	0:13,959	0:46,661	0:18,015	0:14,470	0:14,176	0:46,174	0:18,080	0:14,530	0:13,564
Runde 11	0:46,023	0:17,974	0:14,530	0:13,519	0:45,982	0:17,975	0:14,515	0:13,492	0:46,056	0:18,015	0:14,462	0:13,579	0:46,014	0:18,021	0:14,431	0:13,562	0:46,142	0:18,058	0:14,536	0:13,548
Runde 12	0:46,061	0:17,991	0:14,509	0:13,561	0:46,149	0:18,109	0:14,525	0:13,515	0:46,166	0:18,050	0:14,456	0:13,660	0:46,048	0:18,096	0:14,409	0:13,543	0:46,092	0:18,068	0:14,508	0:13,516
Runde 13	0:46,239	0:18,061	0:14,584	0:13,594	0:46,110	0:18,020	0:14,544	0:13,546	0:46,123	0:18,086	0:14,466	0:13,571	0:46,195	0:18,107	0:14,456	0:13,632	0:46,104	0:18,002	0:14,518	0:13,584

R 10 DSKM (KZ2) Heat 3 A < > B

Die schnellsten Zeiten

Ort	Nr. Fahrername	Zeit	Streckenl.	Ø Speed
Ziel	214 Giardelli, Alessandro	0:45,926	1200 m	94,1 km/h
Sektion 1	260 Hilbrand, Pedro	0:10,317	531 m	185,3 km/h
Sektion 2	214 Giardelli, Alessandro	0:14,376	390 m	97,7 km/h
Sektion 3	223 Schmitz, Alexander	0:13,490	279 m	74,5 km/h

	Snr.201 Pex,Jorrit NLD CRG Holland			Snr.251 Habulin,Kristijan HRV KKI			Snr.234 Vasilje,Daniel ROU DR S.R.L.			Snr.215 Rosati,Fabrizio ITA SRP Racing Team			Snr.264 Baldi,Alessio ITA INTREPID DRIVER PROGRAM SRL						
	theoretisch mögliche Bestzeit	Sektion 2	Sektion 3	theoretisch mögliche Bestzeit	Sektion 1	Sektion 2	Sektion 3	theoretisch mögliche Bestzeit	Sektion 1	Sektion 2	Sektion 3	theoretisch mögliche Bestzeit	Sektion 1	Sektion 2	Sektion 3				
best	0:46,093	0:18,026	0:14,456	0:45,998	0:18,002	0:14,461	0:13,509	0:46,281	0:18,088	0:14,468	0:13,623	0:46,235	0:18,062	0:14,497	0:13,659	0:46,230	0:18,055	0:14,531	0:13,596
Runde 1	0:50,084	0:20,669	0:15,390	0:51,304	0:20,654	0:16,227	0:14,423	0:50,259	0:20,569	0:15,255	0:14,435	0:50,461	0:20,441	0:15,814	0:14,206	0:50,851	0:20,618	0:15,691	0:14,542
Runde 2	0:48,020	0:18,809	0:15,129	0:47,432	0:18,535	0:14,939	0:13,958	0:48,386	0:18,786	0:15,412	0:14,188	0:47,817	0:18,549	0:14,978	0:14,290	0:47,840	0:18,551	0:14,993	0:14,296
Runde 3	0:46,806	0:18,341	0:14,757	0:46,970	0:18,302	0:14,752	0:13,916	0:46,927	0:18,328	0:14,676	0:13,923	0:47,336	0:18,327	0:14,755	0:14,254	0:46,865	0:18,359	0:14,721	0:13,785
Runde 4	0:46,876	0:18,315	0:14,858	0:46,542	0:18,229	0:14,639	0:13,674	0:46,796	0:18,176	0:14,771	0:13,849	0:46,756	0:18,339	0:14,651	0:13,766	0:47,286	0:18,551	0:15,053	0:13,682
Runde 5	0:46,434	0:18,173	0:14,615	0:46,602	0:18,191	0:14,611	0:13,800	0:46,584	0:18,268	0:14,562	0:13,754	0:46,417	0:18,136	0:14,581	0:13,700	0:46,590	0:18,191	0:14,719	0:13,680
Runde 6	0:46,245	0:18,116	0:14,536	0:46,499	0:18,233	0:14,503	0:13,763	0:46,886	0:18,230	0:14,574	0:14,082	0:46,994	0:18,741	0:14,576	0:13,677	0:46,416	0:18,142	0:14,588	0:13,686
Runde 7	0:46,184	0:18,058	0:14,522	0:46,182	0:18,114	0:14,506	0:13,562	0:46,536	0:18,280	0:14,495	0:13,761	0:46,407	0:18,102	0:14,601	0:13,704	0:46,246	0:18,055	0:14,538	0:13,653
Runde 8	0:46,166	0:18,100	0:14,497	0:46,222	0:18,139	0:14,549	0:13,534	0:46,355	0:18,108	0:14,499	0:13,748	0:46,574	0:18,142	0:14,695	0:13,737	0:46,486	0:18,133	0:14,604	0:13,749
Runde 9	0:46,166	0:18,100	0:14,549	0:46,043	0:18,036	0:14,461	0:13,546	0:46,305	0:18,145	0:14,468	0:13,692	0:46,235	0:18,062	0:14,514	0:13,659	0:46,310	0:18,128	0:14,531	0:13,651
Runde 10	0:46,096	0:18,034	0:14,515	0:46,032	0:18,002	0:14,482	0:13,548	0:46,304	0:18,136	0:14,521	0:13,647	0:46,301	0:18,122	0:14,497	0:13,682	0:46,230	0:18,067	0:14,549	0:13,614
Runde 11	0:46,116	0:18,076	0:14,522	0:45,998	0:18,005	0:14,484	0:13,509	0:46,281	0:18,088	0:14,528	0:13,665	0:46,602	0:18,275	0:14,638	0:13,689	0:46,865	0:18,683	0:14,586	0:13,596
Runde 12	0:46,112	0:18,045	0:14,474	0:46,129	0:18,004	0:14,569	0:13,556	0:46,311	0:18,153	0:14,487	0:13,671	0:46,391	0:18,200	0:14,507	0:13,684	0:46,267	0:18,103	0:14,562	0:13,602
Runde 13	0:46,093	0:18,099	0:14,456	0:46,074	0:18,039	0:14,512	0:13,523	0:46,298	0:18,190	0:14,485	0:13,623	0:46,494	0:18,110	0:14,636	0:13,748	0:46,474	0:18,178	0:14,649	0:13,647

R 10 DSKM (K22) Heat 3 A < > B

Die schnellsten Zeiten

Ort	Nr. Fahrername	Zeit	Streckl.	Ø Speed
Ziel	214 Giardelli, Alessandro	0:45,926	1200 m	94,1 km/h
Sektion 1	260 Hilbrand, Pedro	0:10,317	531 m	185,3 km/h
Sektion 2	214 Giardelli, Alessandro	0:14,376	390 m	97,7 km/h
Sektion 3	223 Schmitz, Alexander	0:13,490	279 m	74,5 km/h

	Smr.224 Lanzani, William ITA		Smr.227 Tschentscher, Toni DEU		Smr.217 Tornqvist-Parsson, Benjamin SWE		Smr.228 Piruszek, Kevin DEU		Smr.255 Podobsky, Lukas CZE	
	BIREL ART RACING KSW		SRP Racing Team		CRG Holland		BIREL ART RACING KSW		Lukas Podobsky	
	theoretisch mögliche Bestzeit 0:46,215		theoretisch mögliche Bestzeit 0:46,210		theoretisch mögliche Bestzeit 0:46,224		theoretisch mögliche Bestzeit 0:46,270		theoretisch mögliche Bestzeit 0:46,403	
best	Ziel	Sektion 3	Ziel	Sektion 3	Ziel	Sektion 3	Ziel	Sektion 3	Ziel	Sektion 3
Runde 1	0:46,261	0:18,092	0:46,268	0:13,605	0:52,003	0:14,689	0:46,236	0:13,584	0:46,489	0:18,173
Runde 2	0:47,294	0:20,930	0:47,881	0:14,476	0:48,044	0:15,983	0:47,980	0:14,880	0:51,533	0:20,847
Runde 3	0:46,878	0:18,452	0:47,318	0:13,871	0:47,048	0:15,333	0:48,144	0:13,949	0:47,670	0:18,667
Runde 4	0:47,415	0:18,413	0:46,926	0:13,864	0:46,762	0:13,989	0:46,900	0:13,798	0:47,067	0:18,444
Runde 5	0:46,530	0:18,208	0:46,448	0:13,806	0:46,560	0:14,899	0:46,617	0:13,812	0:47,074	0:18,316
Runde 6	0:46,520	0:18,292	0:46,447	0:13,727	0:46,374	0:14,738	0:46,576	0:13,680	0:46,585	0:18,239
Runde 7	0:46,357	0:18,172	0:46,545	0:13,634	0:46,948	0:14,675	0:46,857	0:13,723	0:46,622	0:18,222
Runde 8	0:46,315	0:18,189	0:46,373	0:13,616	0:46,347	0:14,841	0:46,627	0:13,686	0:47,742	0:18,739
Runde 9	0:46,261	0:18,092	0:46,365	0:13,641	0:46,377	0:14,574	0:46,409	0:13,671	0:46,500	0:18,173
Runde 10	0:46,401	0:18,198	0:46,398	0:13,616	0:46,236	0:14,555	0:46,404	0:13,584	0:46,590	0:18,253
Runde 11	0:46,558	0:18,268	0:46,383	0:13,669	0:46,317	0:14,549	0:46,404	0:13,587	0:46,878	0:18,492
Runde 12	0:46,443	0:18,170	0:46,268	0:13,743	0:46,389	0:14,558	0:46,365	0:13,661	0:46,493	0:18,221
Runde 13	0:46,329	0:18,136	0:46,339	0:13,663	0:46,399	0:14,549	0:46,418	0:13,626	0:46,588	0:18,299
			0:46,339	0:13,663	0:46,342	0:14,542	0:46,408	0:13,693	0:46,489	0:18,259
			0:18,143	0:13,648	0:18,107	0:14,542	0:18,144	0:14,635	0:18,259	0:14,523
			0:18,143	0:13,648	0:18,107	0:14,542	0:18,144	0:14,635	0:18,259	0:14,523

R 10 DSKM (K22) Heat 3 A < > B

Die schnellsten Zeiten

Ort	Nr. Fahrername	Zeit	Streckl.	Ø Speed
Ziel	214 Giardelli, Alessandro	0:45,926	1200 m	94,1 km/h
Sektion 1	260 Hilbrand, Pedro	0:10,317	531 m	185,3 km/h
Sektion 2	214 Giardelli, Alessandro	0:14,376	390 m	97,7 km/h
Sektion 3	223 Schmitz, Alexander	0:13,490	279 m	74,5 km/h

	Smr.258 Cebrian, Gerard ESP CRG Holland			Smr.252 Benni, Tommaso ITA Tommaso Benni			Smr.218 Tubben, Max NLD CRG Holland			Smr.212 Specken, Guust NLD Guust Specken			Smr.219 Johansson, Andreas SWE CRG Holland		
	theoretisch mögliche Bestzeit	Ziel	Sektion 3	theoretisch mögliche Bestzeit	Ziel	Sektion 3	theoretisch mögliche Bestzeit	Ziel	Sektion 3	theoretisch mögliche Bestzeit	Ziel	Sektion 3	theoretisch mögliche Bestzeit	Ziel	Sektion 3
best	0:46,361	0:18,142	0:14,521	0:46,290	0:18,091	0:14,565	0:46,333	0:18,061	0:14,544	0:46,446	0:18,137	0:14,606	0:46,678	0:18,201	0:14,746
Runde 1	0:51,845	0:20,467	0:16,080	0:51,544	0:20,769	0:15,746	0:51,511	0:20,765	0:15,949	0:52,376	0:21,131	0:16,397	0:51,998	0:20,655	0:16,429
Runde 2	0:48,022	0:18,497	0:15,398	0:49,054	0:19,037	0:15,840	0:48,018	0:18,643	0:15,388	0:48,886	0:18,867	0:15,042	0:48,423	0:18,723	0:15,329
Runde 3	0:47,747	0:19,096	0:14,840	0:47,930	0:19,033	0:15,162	0:47,440	0:18,361	0:15,089	0:47,552	0:18,801	0:14,957	0:48,047	0:18,578	0:15,209
Runde 4	0:46,778	0:18,344	0:14,702	0:46,630	0:18,152	0:14,746	0:46,872	0:18,370	0:14,722	0:47,763	0:18,321	0:14,952	0:47,296	0:18,428	0:14,977
Runde 5	0:46,487	0:18,197	0:14,623	0:46,539	0:18,173	0:14,632	0:46,656	0:18,268	0:14,619	0:46,700	0:18,266	0:14,652	0:47,142	0:18,328	0:14,947
Runde 6	0:46,464	0:18,238	0:14,558	0:46,495	0:18,119	0:14,628	0:46,613	0:18,207	0:14,642	0:46,736	0:18,137	0:14,649	0:47,555	0:18,294	0:14,854
Runde 7	0:46,702	0:18,228	0:14,574	0:46,838	0:18,185	0:14,600	0:47,371	0:18,160	0:14,798	0:46,829	0:18,371	0:14,657	0:47,010	0:18,253	0:14,812
Runde 8	0:46,422	0:18,195	0:14,521	0:46,637	0:18,359	0:14,617	0:46,983	0:18,447	0:14,776	0:46,464	0:18,174	0:14,652	0:46,837	0:18,257	0:14,823
Runde 9	0:46,498	0:18,215	0:14,543	0:46,290	0:18,092	0:14,586	0:46,637	0:18,265	0:14,632	0:46,602	0:18,234	0:14,662	0:46,678	0:18,248	0:14,746
Runde 10	0:46,865	0:18,249	0:14,638	0:46,835	0:18,091	0:14,628	0:46,629	0:18,222	0:14,758	0:46,446	0:18,146	0:14,626	0:46,852	0:18,341	0:14,773
Runde 11	0:46,450	0:18,225	0:14,543	0:46,316	0:18,100	0:14,599	0:46,360	0:18,175	0:14,544	0:46,642	0:18,166	0:14,729	0:46,814	0:18,266	0:14,758
Runde 12	0:46,361	0:18,142	0:14,532	0:46,354	0:18,099	0:14,565	0:46,333	0:18,096	0:14,604	0:46,455	0:18,189	0:14,606	0:47,076	0:18,217	0:15,122
Runde 13	0:46,579	0:18,318	0:14,539	0:46,450	0:18,191	0:14,630	0:46,361	0:18,061	0:14,591	0:46,572	0:18,237	0:14,613	0:46,950	0:18,201	0:14,956

R 10 DSKM (K22) Heat 3 A < > B

Die schnellsten Zeiten

Ort	Nr. Fahrername	Zeit	Streckl.	Ø Speed
Ziel	214 Giardelli, Alessandro	0:45,926	1200 m	94,1 km/h
Sektion 1	260 Hilbrand, Pedro	0:10,317	531 m	185,3 km/h
Sektion 2	214 Giardelli, Alessandro	0:14,376	390 m	97,7 km/h
Sektion 3	223 Schmitz, Alexander	0:13,490	279 m	74,5 km/h

	Smr.207 Nilsson, Brandon SWE Intrepid Driver Program Srl			Smr.239 La Martina, Alessio ITA SRP Racing Team			Smr.238 Jilek, Michal CZE Solgat Motorsport			Smr.211 Mrosek, Michael DEU Team AK RACING			Smr.241 Peklin, Ivan UKR Victory Racing Team							
	theoretisch mögliche Bestzeit	Ziel	Sektion 3	theoretisch mögliche Bestzeit	Ziel	Sektion 3	theoretisch mögliche Bestzeit	Ziel	Sektion 3	theoretisch mögliche Bestzeit	Ziel	Sektion 3	theoretisch mögliche Bestzeit	Ziel	Sektion 3					
best	0:46,441	0:18,131	0:14,558	0:13,606	0:46,719	0:18,220	0:14,691	0:13,709	0:46,743	0:18,234	0:14,711	0:13,662	0:46,562	0:18,261	0:14,668	0:13,633	0:46,797	0:18,291	0:14,616	0:13,756
Runde 1	0:52,228	0:20,979	0:16,249	0:15,000	0:52,441	0:21,078	0:16,254	0:15,109	0:52,399	0:21,028	0:16,432	0:14,939	0:52,816	0:21,388	0:16,636	0:14,792	0:53,912	0:22,041	0:16,349	0:15,522
Runde 2	0:48,938	0:18,814	0:15,115	0:15,009	0:48,764	0:18,566	0:15,378	0:14,820	0:49,002	0:18,697	0:15,263	0:15,042	0:49,250	0:19,936	0:15,257	0:14,057	0:48,570	0:19,088	0:15,243	0:14,239
Runde 3	0:48,191	0:19,035	0:15,070	0:14,086	0:47,932	0:18,445	0:15,238	0:14,249	0:48,414	0:19,003	0:15,169	0:14,242	0:48,063	0:18,684	0:15,288	0:14,091	0:48,011	0:18,749	0:15,080	0:14,182
Runde 4	0:47,444	0:18,616	0:14,890	0:13,938	0:48,186	0:18,405	0:15,050	0:14,731	0:47,467	0:18,653	0:14,783	0:14,031	0:47,927	0:18,972	0:15,114	0:13,841	0:47,540	0:18,597	0:14,964	0:13,979
Runde 5	0:47,293	0:18,557	0:15,024	0:13,712	0:46,877	0:18,330	0:14,729	0:13,818	0:46,936	0:18,402	0:14,729	0:13,805	0:47,584	0:18,431	0:14,945	0:14,208	0:47,383	0:18,291	0:14,949	0:14,143
Runde 6	0:46,734	0:18,292	0:14,700	0:13,742	0:46,970	0:18,345	0:14,823	0:13,802	0:46,797	0:18,242	0:14,789	0:13,766	0:47,512	0:18,464	0:15,210	0:13,838	0:48,473	0:18,480	0:16,068	0:13,925
Runde 7	0:47,013	0:18,253	0:14,602	0:14,158	0:48,104	0:18,292	0:14,692	0:15,120	0:47,324	0:18,330	0:14,796	0:14,198	0:47,736	0:18,606	0:15,022	0:14,108	0:47,497	0:18,356	0:14,947	0:14,194
Runde 8	0:46,898	0:18,213	0:14,790	0:13,895	0:47,136	0:18,366	0:14,796	0:13,974	0:47,420	0:18,234	0:14,822	0:14,364	0:46,857	0:18,318	0:14,771	0:13,768	0:47,376	0:18,782	0:14,838	0:13,756
Runde 9	0:46,486	0:18,283	0:14,558	0:13,645	0:46,839	0:18,284	0:14,691	0:13,864	0:46,762	0:18,259	0:14,711	0:13,792	0:47,066	0:18,375	0:14,902	0:13,789	0:46,804	0:18,323	0:14,635	0:13,846
Runde 10	0:46,441	0:18,217	0:14,618	0:13,606	0:46,848	0:18,284	0:14,776	0:13,788	0:46,831	0:18,250	0:14,898	0:13,683	0:46,983	0:18,326	0:14,827	0:13,830	0:46,797	0:18,335	0:14,616	0:13,846
Runde 11	0:46,562	0:18,131	0:14,680	0:13,751	0:46,764	0:18,220	0:14,739	0:13,805	0:47,326	0:18,323	0:14,861	0:14,142	0:46,907	0:18,326	0:14,849	0:13,732	0:46,975	0:18,315	0:14,765	0:13,895
Runde 12	0:47,729	0:18,300	0:15,684	0:13,745	0:46,719	0:18,237	0:14,772	0:13,710	0:46,826	0:18,328	0:14,729	0:13,769	0:46,562	0:18,261	0:14,668	0:13,633	0:46,936	0:18,341	0:14,732	0:13,863
Runde 13	0:46,781	0:18,454	0:14,693	0:13,634	0:46,772	0:18,259	0:14,804	0:13,709	0:46,743	0:18,237	0:14,844	0:13,662	0:46,718	0:18,290	0:14,723	0:13,705	0:47,094	0:18,409	0:14,637	0:14,048

R 10 DSKM (K22) Heat 3 A < > B

Die schnellsten Zeiten

Ort	Nr. Fahrername	Zeit	Streckl.	Ø Speed
Ziel	214 Giardelli, Alessandro	0:45,926	1200 m	94,1 km/h
Sektion 1	260 Hilbrand, Pedro	0:10,317	531 m	185,3 km/h
Sektion 2	214 Giardelli, Alessandro	0:14,376	390 m	97,7 km/h
Sektion 3	223 Schmitz, Alexander	0:13,490	279 m	74,5 km/h

	Smr.266 Forne, Antonio ESP CRG Holland	Smr.237 Lang, Hannah GBR MK Racing	Smr.256 Costa, Francesco ITA Francesco Costa	Smr.231 Paul, Maximilian DEU DR S.R.L.	Smr.203 Pex, Stan NLD CRG Holland
	theoretisch mögliche Bestzeit 0:46,906	theoretisch mögliche Bestzeit 0:46,744	theoretisch mögliche Bestzeit 0:47,308	theoretisch mögliche Bestzeit 0:47,055	theoretisch mögliche Bestzeit 0:56,526
best	Ziel Sektion 1 Sektion 2 Sektion 3 0:46,974 0:18,283 0:14,819 0:13,804	Ziel Sektion 1 Sektion 2 Sektion 3 0:46,754 0:18,297 0:14,735 0:13,712	Ziel Sektion 1 Sektion 2 Sektion 3 0:47,409 0:18,509 0:14,895 0:13,904	Ziel Sektion 1 Sektion 2 Sektion 3 0:47,055 0:18,353 0:14,781 0:13,921	Ziel Sektion 1 Sektion 2 Sektion 3 0:56,526 0:22,196 0:17,020 0:17,310
Runde 1	0:52,286 0:21,065 0:16,360 0:14,861	0:53,476 0:21,241 0:16,561 0:15,674	0:53,116 0:21,037 0:16,617 0:15,462	0:50,697 0:20,625 0:15,763 0:14,309	0:56,526 0:22,196 0:17,020 0:17,310
Runde 2	0:48,689 0:18,784 0:15,169 0:14,736	0:48,725 0:19,214 0:15,367 0:14,144	0:49,187 0:19,522 0:15,401 0:14,264	0:48,052 0:18,566 0:15,180 0:14,306	
Runde 3	0:47,813 0:18,784 0:15,102 0:13,927	0:48,023 0:18,774 0:15,195 0:14,054	0:48,213 0:18,812 0:15,348 0:14,053	0:47,055 0:18,353 0:14,781 0:13,921	
Runde 4	0:47,555 0:18,372 0:14,996 0:14,187	0:47,666 0:18,470 0:15,364 0:13,832	0:47,967 0:18,695 0:15,141 0:14,131	0:18,477 0:15,732	
Runde 5	0:48,479 0:18,688 0:15,487 0:14,304	0:47,532 0:18,437 0:14,952 0:14,143	0:47,972 0:18,728 0:15,123 0:14,121		
Runde 6	0:47,392 0:18,367 0:15,085 0:13,940	0:47,620 0:18,475 0:15,380 0:13,765	0:47,759 0:18,605 0:15,126 0:14,028		
Runde 7	0:47,653 0:18,767 0:14,957 0:13,929	0:47,757 0:18,577 0:14,892 0:14,288	0:47,457 0:18,509 0:15,002 0:13,946		
Runde 8	0:47,029 0:18,382 0:14,843 0:13,804	0:47,810 0:19,100 0:14,998 0:13,712	0:47,508 0:18,612 0:14,895 0:14,001		
Runde 9	0:46,974 0:18,283 0:14,886 0:13,805	0:46,754 0:18,297 0:14,735 0:13,722	0:47,409 0:18,540 0:14,928 0:13,941		
Runde 10	0:47,068 0:18,391 0:14,849 0:13,828	0:47,044 0:18,365 0:14,847 0:13,832	0:47,434 0:18,538 0:14,972 0:13,924		
Runde 11	0:47,502 0:18,759 0:14,849 0:13,894	0:47,043 0:18,338 0:14,933 0:13,772	0:49,481 0:20,118 0:15,240 0:14,123		
Runde 12	0:47,557 0:18,867 0:14,819 0:13,871	0:47,177 0:18,326 0:15,001 0:13,850	0:47,599 0:18,670 0:15,025 0:13,904		
Runde 13	0:47,433 0:18,456 0:15,082 0:13,895	0:47,677 0:18,460 0:15,199 0:14,018	0:47,644 0:18,669 0:15,013 0:13,962		

DMSB RegNr 08-2018

R 6 DSKM (KZ2) Heat 2 A <> C

Strecke / track: 1200m
 started: 31 classified: 31 not classified: 0

fastest Lap Luyet, Jean at: 0:46,018
 Doc. 30

Pos	Str. Nr.	Fahrer / Driver	Nation	Bewerber/Sponsor	Nation	Lizenz / B-Lizenz	Chassis/Motor/Reifen	Points	Runden Laps	Gesamtzeit Differenz	Abstand Gap	beste Runde best Lap	in R. in L.	o Geschw. g Speed
1	204	Federer, Fabian	ITA	SRP Racing Team	DEU	353643 KBF1156791	CRG / TM / Vega	0	13	10:09,129		0:46,047	7	92,2 km/h 93,8 km/h
2	236	Hold, Christoph	AUT	Maranellokart SRL	AUT	JK 2017 298671	Maranello / Modena / Vega	2	13	10:09,576 0:00,447	0:00,447	0:46,120	10	92,1 km/h 93,7 km/h
3	214	Giardelli, Allesandro	ITA	CRG Holland	NLD	346470 15521	CRG / TM / Vega	3	13	10:09,801 0:00,672	0:00,225	0:46,112	5	92,1 km/h 93,7 km/h
4	240	Skåras, Emil	SWE	ENERGY CORSE SRL	ITA	199805302191 295423	ENERGY / TM / Vega	4	13	10:10,516 0:01,387	0:00,715	0:46,108	11	92 km/h 93,7 km/h
5	251	Habulin, Kristijan	HRV	KK1	HRV	0646 1	TB kart / TM / Vega	5	13	10:10,776 0:01,647	0:00,260	0:46,096	9	91,9 km/h 93,7 km/h
6	259	Luyet, Jean	CHE	CRG Holland	NLD	505028 15521	CRG / TM / Vega	6	13	10:10,997 0:01,868	0:00,221	0:46,018	12	91,9 km/h 93,9 km/h
7	221	Stell, Daniel	DEU	Mach1 Motorsport	DEU	IKB 1138227 KBF 1005514	MACH1 / TM / Vega	7	13	10:12,200 0:03,071	0:01,203	0:46,129	12	91,7 km/h 93,7 km/h
8	264	Baldi, Alessio	ITA	INTREPID DRIVER PROGRAM SRL	ITA	303173 295717	INTREPID / TM / Vega	8	13	10:13,228 0:04,099	0:01,028	0:46,192	12	91,6 km/h 93,5 km/h
9	224	Lanzeni, William	ITA	BIREL ART RACING KSW	AUT	355886 BK 102	BirelART / TM / Vega	9	13	10:14,049 0:04,920	0:00,821	0:46,338	7	91,5 km/h 93,2 km/h
10	234	Vasile, Daniel	ROU	DR S.R.L.	ITA	11 296449	DR / Modena / Vega	10	13	10:14,700 0:05,571	0:00,651	0:46,156	6	91,4 km/h 93,6 km/h
11	217	Tornqvist-Persson, Benjamin	SWE	CRG Holland	NLD	199810314591 15521	CRG / TM / Vega	11	13	10:15,119 0:05,990	0:00,419	0:46,204	7	91,3 km/h 93,5 km/h
12	232	Maticic, André	DEU	Solgat Motorsport	DEU	IKB 1083048 KBF 1079882	BirelART / TM / Vega	12	13	10:15,410 0:06,281	0:00,291	0:46,247	8	91,3 km/h 93,4 km/h
13	228	Pieruszek, Kevin	DEU	BIREL ART RACING KSW	AUT	IKB 1124247 BK 102	BirelART / TM / Vega	13	13	10:16,822 0:07,693	0:01,412	0:46,392	9	91 km/h 93,3 km/h
14	210	Horn, Moritz	DEU	TB Racing Team	DEU	IKB 1132818 KBF 1116906	Kart Republic / TM / Vega	14	13	10:18,030 0:08,901	0:01,208	0:46,463	10	90,9 km/h 93 km/h
15	233	Davies, Dylan	NLD	Zanardi racing team	NLD	18909 28613	Zanardi / TM / Vega	15	13	10:19,273 0:10,144	0:01,243	0:46,414	9	90,7 km/h 93,1 km/h
16	242	Kremers, Marijn	ITA	BIREL ART RACING S.R.L.	ITA	28576 370004	BIREL ART / TM / Vega	16	13	10:19,419 0:10,290	0:00,146	0:46,257	12	90,7 km/h 93,4 km/h
17	261	Prosperi, Enrico	ESP	CRG Holland	NLD	IT80009 15521	CRG / TM / Vega	17	13	10:20,359 0:11,230	0:00,940	0:46,585	12	90,5 km/h 92,7 km/h
18	230	Varhaug, Pål	NOR	CRG Holland	NLD	28345 15521	CRG / TM / Vega	18	13	10:21,202 0:12,073	0:00,843	0:46,529	11	90,4 km/h 92,8 km/h
19	213	Netiagovskii, Daniel	CZE	Gregor Kart s.r.o.	CZE	925 338	Tony Kart / TM / Vega	19	13	10:24,171 0:15,942	0:02,969	0:46,623	9	90 km/h 92,7 km/h
20	208	Ratl, Cyril	CHE	Kart-Club Oberikon	CHE	505053 500006	CRG / TM / Vega	20	13	10:24,392 0:15,263	0:00,221	0:46,540	7	89,9 km/h 92,8 km/h
21	253	Bonsaudo, Louis	FRA	Louis Bonsaudo	FRA	219713 219713	ib17 / TM / Vega	21	13	10:24,970 0:15,841	0:00,578	0:46,675	10	89,9 km/h 92,6 km/h
22	241	Peklin, Ivan	UKR	Victory Racing Team	UKR	CS 28.0009.11 CT.28.0005.18	Maranello / TM / Vega	22	13	10:25,461 0:16,332	0:00,491	0:46,660	11	89,8 km/h 92,6 km/h
23	254	Kallasmaa, Kaspar	EST	Kaspar Kallasmaa	EST	K 912 115 E	Energy / TM / Vega	23	13	10:25,708 0:16,579	0:00,247	0:46,575	12	89,8 km/h 92,8 km/h
24	263	Dzitiev, Yuri	RUS	Ward Racing	SWE	18535 102	Tonykart / TM / Vega	24	13	10:27,433 0:18,304	0:01,725	0:46,617	11	89,5 km/h 92,7 km/h
25	211	Mrosek, Michael	DEU	Team AK RACING	AUT	IKC 1131164 BK 005	Formula K / TM / Vega	25	13	10:27,994 0:18,865	0:00,561	0:46,570	7	89,4 km/h 92,3 km/h
26	238	Jilek, Michal	CZE	Solgat Motorsport	DEU	18A50808 KBF 1156791	BirelART / TM / Vega	26	13	10:28,172 0:19,043	0:00,178	0:46,820	11	89,4 km/h 92,3 km/h
27	239	La Martina, Alessio	ITA	SRP Racing Team	DEU	406383 KBF 1156791	CRG / TM / Vega	27	13	10:29,109 0:19,980	0:00,937	0:46,768	6	89,3 km/h 92,4 km/h
28	207	Nilsson, Brandon	SWE	Intrepid Driver Program Srl	ITA	199502194171 295717	Intrepid / TM / Vega	28	13	10:29,246 0:20,117	0:00,137	0:46,611	8	89,2 km/h 92,7 km/h
29	220	Lagerström, Linus	SWE	JP Racing	SWE	199409301211 105	Expit / TM / Vega	29	13	10:31,088 0:21,959	0:01,842	0:46,586	11	89 km/h 92,7 km/h
30	256	Costa, Francesco	ITA	Francesco Costa	ITA	370356 370356	Sodikart / Tm Racing / Vega	30	13	10:34,907 0:25,778	0:03,819	0:47,551	13	88,5 km/h 90,8 km/h
31	265	Munaretto, Luca	ITA	Anna-Maria Kokosioulis	ITA	39807C 398068	CRG / TM / Vega	31	6	5:00,505 7 R	7 R	0:47,195	3	86,3 km/h 91,5 km/h

SNr. 242,211,220 5 sec penalty Frontloading

Rennleitung: Kai Medefind Racedirektor: Thomas Lainer
 Sportkommissare: Th. Ferrero / U. Bell / H. Seidel / P. Acerbi
 Techn. Kommissare: H-J. Dangers / M. Grasshoff / C. Schmidt / D. Pietzko / M. Somera / A. Mazzanti
 Zeitnahme: KART-DATA timing service Franz Schieszler / Martin Summerer

Zeitnahme / timekeeping
 control *Schieszler*
 Franz Schieszler



www.kart-dm.de


R 6 DSKM (KZ2) Heat 2 A < > C

Strecke / track: 1200

Fahrername Driver	Federer Fabian	Hold Christoph	Giardelli Allesandro	Skáros Emil	Habulin Kristijan	Luyet Jean	Stell Daniel	Baldi Alessio	Lanzeni William	Vasile Daniel	Persson Benjamin	Matisic André
schnellste Runde	0:46,047 Rn. 7	0:46,120 Rn. 10	0:46,112 Rn. 5	0:46,108 Rn. 11	0:46,096 Rn. 9	0:46,018 Rn. 12	0:46,129 Rn. 12	0:46,192 Rn. 12	0:46,338 Rn. 7	0:46,156 Rn. 6	0:46,204 Rn. 7	0:46,247 Rn. 8
Speed	93,8 km/h	93,7 km/h	93,7 km/h	93,7 km/h	93,7 km/h	93,9 km/h	93,7 km/h	93,5 km/h	93,2 km/h	93,6 km/h	93,5 km/h	93,4 km/h
Lap 1	0:49,656	0:49,520	0:49,905	0:50,314	0:50,753	0:50,799	0:49,680	0:50,606	0:51,582	0:51,964	0:51,503	0:51,574
Lap 2	0:47,130	0:47,372	0:47,928	0:47,859	0:47,466	0:47,445	0:48,096	0:47,593	0:47,581	0:48,193	0:48,011	0:48,373
Lap 3	0:46,726	0:46,738	0:47,116	0:46,984	0:46,601	0:46,856	0:48,605	0:46,965	0:46,711	0:46,541	0:46,814	0:46,934
Lap 4	0:46,559	0:46,560	0:46,229	0:46,541	0:46,557	0:46,711	0:46,649	0:46,737	0:46,510	0:47,278	0:46,965	0:46,819
Lap 5	0:46,384	0:46,371	0:46,112	0:46,283	0:46,414	0:46,890	0:46,388	0:46,397	0:46,488	0:46,239	0:46,426	0:46,569
Lap 6	0:46,393	0:46,229	0:46,293	0:46,277	0:46,122	0:46,217	0:46,284	0:46,372	0:46,375	0:46,156	0:46,293	0:46,294
Lap 7	0:46,047	0:46,354	0:46,184	0:46,165	0:46,109	0:46,169	0:46,169	0:46,318	0:46,338	0:46,245	0:46,204	0:46,324
Lap 8	0:46,171	0:46,244	0:46,125	0:46,165	0:46,144	0:46,289	0:46,326	0:46,349	0:46,447	0:46,339	0:46,377	0:46,247
Lap 9	0:46,083	0:46,145	0:46,154	0:46,202	0:46,096	0:46,120	0:46,357	0:46,294	0:46,399	0:46,421	0:46,327	0:46,311
Lap 10	0:46,533	0:46,120	0:46,112	0:46,158	0:46,192	0:46,070	0:46,145	0:46,269	0:46,381	0:46,629	0:46,492	0:46,443
Lap 11	0:46,259	0:46,217	0:46,204	0:46,108	0:46,098	0:46,058	0:46,234	0:46,402	0:46,405	0:46,232	0:46,414	0:46,373
Lap 12	0:46,350	0:46,208	0:46,140	0:46,216	0:46,130	0:46,018	0:46,129	0:46,192	0:46,361	0:46,362	0:46,371	0:46,432
Lap 13	0:46,667	0:46,294	0:46,311	0:46,228	0:46,259	0:46,142	0:46,246	0:46,488	0:46,501	0:46,382	0:46,364	0:46,392


R 6 DSKM (KZ2) Heat 2 A < > C

Strecke / track: 1200

Fahrername Driver	Pieruszek Kevin	Horn Moritz	Davies Dylan	Kremers Marijn	Prosperi Enrico	Varhaug Pål	Neftigovskii Daniel	Raril Cyril	Bonsaudo Louis	Peklin Ivan	Kallasmaa Kaspar	Dzitiev Yuri
schnellste Runde in Runde	0:46,392 Rn. 9	0:46,463 Rn. 10	0:46,414 Rn. 9	0:46,257 Rn. 12	0:46,585 Rn. 12	0:46,529 Rn. 11	0:46,623 Rn. 9	0:46,540 Rn. 7	0:46,675 Rn. 10	0:46,660 Rn. 11	0:46,575 Rn. 12	0:46,617 Rn. 11
Speed	93,1 km/h	93,0 km/h	93,1 km/h	93,4 km/h	92,7 km/h	92,8 km/h	92,7 km/h	92,8 km/h	92,6 km/h	92,6 km/h	92,8 km/h	92,7 km/h
Lap 1	0:50,773	0:52,382	0:52,353	0:51,583	0:51,989	0:52,775	0:52,345	0:53,477	0:52,843	0:52,794	0:53,016	0:53,352
Lap 2	0:48,093	0:48,228	0:49,187	0:47,392	0:48,080	0:48,900	0:48,353	0:48,621	0:48,633	0:48,880	0:49,482	0:50,281
Lap 3	0:47,160	0:47,115	0:46,948	0:47,468	0:47,102	0:47,217	0:47,434	0:46,942	0:47,338	0:47,151	0:47,190	0:47,394
Lap 4	0:47,613	0:46,894	0:46,884	0:46,995	0:47,019	0:46,916	0:46,852	0:47,049	0:46,782	0:47,571	0:46,951	0:47,173
Lap 5	0:46,727	0:46,687	0:46,806	0:46,391	0:46,930	0:47,855	0:47,924	0:47,481	0:48,195	0:47,195	0:47,436	0:46,834
Lap 6	0:46,577	0:46,624	0:46,663	0:46,294	0:46,836	0:46,755	0:46,793	0:47,286	0:47,092	0:47,443	0:47,119	0:46,996
Lap 7	0:46,487	0:46,652	0:46,504	0:46,263	0:46,821	0:46,665	0:46,820	0:46,540	0:46,681	0:46,757	0:47,431	0:48,039
Lap 8	0:46,403	0:46,506	0:46,588	0:46,373	0:46,807	0:46,570	0:46,794	0:46,658	0:47,192	0:46,768	0:46,868	0:47,059
Lap 9	0:46,392	0:46,549	0:46,414	0:46,398	0:46,651	0:46,611	0:46,623	0:46,750	0:46,813	0:46,838	0:46,922	0:46,941
Lap 10	0:46,432	0:46,463	0:46,433	0:46,462	0:47,197	0:46,708	0:47,365	0:46,699	0:46,675	0:46,704	0:47,281	0:47,246
Lap 11	0:46,536	0:46,580	0:46,439	0:46,356	0:46,736	0:46,529	0:47,067	0:46,830	0:46,832	0:46,660	0:46,774	0:46,617
Lap 12	0:46,457	0:46,589	0:46,500	0:46,257	0:46,585	0:46,687	0:47,266	0:47,666	0:47,935	0:48,105	0:46,575	0:47,366
Lap 13	0:46,494	0:46,774	0:46,625	0:46,456	0:46,747	0:46,767	0:46,994	0:46,750	0:46,851	0:46,950	0:46,785	0:46,727

R 6 DSKM (KZ2) Heat 2 A < > C

Strecke / track: 1200

Fahrername Driver	Mrosek Michael	Jilek Michal	La Martina Alessio	Nilsson Brandon	Lagerström Linus	Costa Francesco	Munaretto Luca
schnellste Runde in Runde	0:46,570 Rn. 7	0:46,820 Rn. 11	0:46,768 Rn. 6	0:46,611 Rn. 8	0:46,586 Rn. 11	0:47,551 Rn. 13	0:47,195 Rn. 3
Speed	92,8 km/h	92,3 km/h	92,4 km/h	92,7 km/h	92,7 km/h	90,8 km/h	91,5 km/h
Lap 1	0:52,578	0:52,472	0:52,337	0:51,898	0:53,989	0:52,673	0:53,062
Lap 2	0:48,554	0:49,752	0:52,121	0:53,288	0:49,538	0:50,021	0:49,636
Lap 3	0:47,196	0:47,148	0:47,674	0:47,657	0:47,580	0:47,839	0:47,195
Lap 4	0:46,815	0:47,233	0:46,973	0:47,307	0:47,459	0:47,670	0:47,579
Lap 5	0:47,892	0:47,403	0:46,960	0:47,157	0:47,105	0:47,719	0:48,395
Lap 6	0:46,785	0:47,532	0:46,768	0:46,843	0:46,662	0:47,926	0:48,417
Lap 7	0:46,570	0:46,963	0:47,050	0:46,690	0:46,986	0:48,004	
Lap 8	0:46,969	0:47,473	0:47,264	0:46,611	0:47,302	0:47,829	
Lap 9	0:46,591	0:46,824	0:47,300	0:46,765	0:46,636	0:47,599	
Lap 10	0:46,891	0:47,774	0:47,651	0:47,138	0:47,046	0:47,576	
Lap 11	0:46,606	0:46,820	0:47,290	0:47,290	0:46,586	0:47,669	
Lap 12	0:46,850	0:47,927	0:47,350	0:47,409	0:46,703	0:47,713	
Lap 13	0:46,867	0:47,135	0:47,511	0:47,440	0:46,842	0:47,551	

R 6 DSKM (KZ2) Heat 2 A < > C

Ziel		Sektion 1		Sektion 2		Sektion 3	
Fahrername	Zeit	Fahrername	Zeit	Fahrername	Zeit	Fahrername	Zeit
1 259 Luyet, Jean	0:46,018	221 Stell, Daniel	0:10,530	221 Stell, Daniel	0:14,406	259 Luyet, Jean	0:13,509
2 204 Federer, Fabian	0:46,047	259 Luyet, Jean	0:17,975	234 Vasile, Daniel	0:14,407	236 Hold, Christoph	0:13,513
3 251 Habulin, Kristijan	0:46,096	204 Federer, Fabian	0:18,006	214 Giardelli, Alessandro	0:14,424	204 Federer, Fabian	0:13,524
4 240 Skaras, Emil	0:46,108	251 Habulin, Kristijan	0:18,016	240 Skaras, Emil	0:14,444	214 Giardelli, Alessandro	0:13,546
5 214 Giardelli, Alessandro	0:46,112	214 Giardelli, Alessandro	0:18,030	251 Habulin, Kristijan	0:14,450	251 Habulin, Kristijan	0:13,550
6 236 Hold, Christoph	0:46,120	242 Kremers, Marijn	0:18,032	217 Tomqvist-Persson, Benja	0:14,466	264 Baldi, Alessio	0:13,583
7 221 Stell, Daniel	0:46,129	234 Vasile, Daniel	0:18,036	242 Kremers, Marijn	0:14,471	232 Matisic, André	0:13,584
8 234 Vasile, Daniel	0:46,156	236 Hold, Christoph	0:18,043	204 Federer, Fabian	0:14,500	240 Skaras, Emil	0:13,585
9 264 Baldi, Alessio	0:46,192	240 Skaras, Emil	0:18,046	224 Lanzani, William	0:14,502	228 Pieruszek, Kevin	0:13,604
10 217 Tomqvist-Persson, Benja	0:46,204	264 Baldi, Alessio	0:18,054	259 Luyet, Jean	0:14,508	217 Tomqvist-Persson, Benja	0:13,610
11 232 Matisic, André	0:46,247	232 Matisic, André	0:18,064	236 Hold, Christoph	0:14,531	242 Kremers, Marijn	0:13,630
12 242 Kremers, Marijn	0:46,257	224 Lanzani, William	0:18,070	220 Lagerström, Linus	0:14,532	210 Horn, Moritz	0:13,630
13 224 Lanzani, William	0:46,338	217 Tomqvist-Persson, Benja	0:18,077	264 Baldi, Alessio	0:14,547	221 Stell, Daniel	0:13,631
14 228 Pieruszek, Kevin	0:46,392	210 Horn, Moritz	0:18,139	232 Matisic, André	0:14,547	233 Davies, Dylan	0:13,651
15 233 Davies, Dylan	0:46,414	208 Ratl, Cyril	0:18,142	233 Davies, Dylan	0:14,555	253 Bonsaudo, Louis	0:13,664
16 210 Horn, Moritz	0:46,463	239 La Martina, Alessio	0:18,142	230 Varhaug, Pål	0:14,582	224 Lanzani, William	0:13,676
17 230 Varhaug, Pål	0:46,529	233 Davies, Dylan	0:18,160	208 Ratl, Cyril	0:14,594	220 Lagerström, Linus	0:13,678
18 208 Ratl, Cyril	0:46,540	230 Varhaug, Pål	0:18,160	228 Pieruszek, Kevin	0:14,597	234 Vasile, Daniel	0:13,680
19 211 Mrosek, Michael	0:46,570	228 Pieruszek, Kevin	0:18,168	211 Mrosek, Michael	0:14,600	207 Nilsson, Brandon	0:13,682
20 254 Kallasmaa, Kaspar	0:46,575	241 Peklin, Ivan	0:18,187	241 Peklin, Ivan	0:14,622	254 Kallasmaa, Kaspar	0:13,683
21 261 Prosperi, Enrico	0:46,585	220 Lagerström, Linus	0:18,194	263 Dzitiev, Yuri	0:14,630	211 Mrosek, Michael	0:13,685
22 220 Lagerström, Linus	0:46,586	261 Prosperi, Enrico	0:18,198	210 Horn, Moritz	0:14,633	208 Ratl, Cyril	0:13,688
23 207 Nilsson, Brandon	0:46,611	211 Mrosek, Michael	0:18,204	254 Kallasmaa, Kaspar	0:14,643	230 Varhaug, Pål	0:13,690
24 263 Dzitiev, Yuri	0:46,617	253 Bonsaudo, Louis	0:18,208	213 Nettagovskii, Daniel	0:14,655	263 Dzitiev, Yuri	0:13,700
25 213 Nettagovskii, Daniel	0:46,623	207 Nilsson, Brandon	0:18,213	261 Prosperi, Enrico	0:14,660	213 Nettagovskii, Daniel	0:13,708
26 241 Peklin, Ivan	0:46,660	213 Nettagovskii, Daniel	0:18,248	253 Bonsaudo, Louis	0:14,664	261 Prosperi, Enrico	0:13,712
27 253 Bonsaudo, Louis	0:46,675	254 Kallasmaa, Kaspar	0:18,249	207 Nilsson, Brandon	0:14,665	238 Jilek, Michal	0:13,734
28 239 La Martina, Alessio	0:46,768	238 Jilek, Michal	0:18,253	239 La Martina, Alessio	0:14,750	241 Peklin, Ivan	0:13,780
29 238 Jilek, Michal	0:46,820	263 Dzitiev, Yuri	0:18,265	238 Jilek, Michal	0:14,755	239 La Martina, Alessio	0:13,788
30 265 Munareto, Luca	0:47,195	265 Munareto, Luca	0:18,328	265 Munareto, Luca	0:14,884	265 Munareto, Luca	0:13,813
31 256 Costa, Francesco	0:47,551	256 Costa, Francesco	0:18,552	256 Costa, Francesco	0:14,987	256 Costa, Francesco	0:13,874

R 6 DSKM (KZ2) Heat 2 A < > C

Die schnellsten Zeiten

Ort	Nr. Fahrername	Zeit	Streckenk.	Ø Speed
Ziel	259 Luyet, Jean	0:46,018	1200 m	93,9 km/h
Sektion 1	221 Stiel, Daniel	0:10,530	531 m	181,5 km/h
Sektion 2	221 Stiel, Daniel	0:14,406	390 m	97,5 km/h
Sektion 3	259 Luyet, Jean	0:13,509	279 m	74,4 km/h

Runde	Strm.204 Federer, Fabian ITA SRP Racing Team			Strm.236 Holdt, Christoph AUT Maranellokart SRL			Strm.214 Giardelli, Alessandro ITA CRG Holland			Strm.240 Skärås, Emil SWE ENERGY CORSE SRL			Strm.251 Habulin, Kristijan HRV KKI							
	theoretisch mögliche Bestzeit	Ziel	Bestzeit	theoretisch mögliche Bestzeit	Ziel	Bestzeit	theoretisch mögliche Bestzeit	Ziel	Bestzeit	theoretisch mögliche Bestzeit	Ziel	Bestzeit	theoretisch mögliche Bestzeit	Ziel	Bestzeit					
best	0:46,047	0:18,006	0:14,500	0:13,524	0:46,120	0:18,043	0:14,531	0:13,513	0:46,112	0:18,030	0:14,424	0:13,546	0:46,108	0:18,046	0:14,444	0:13,585	0:46,096	0:18,016	0:14,450	0:13,550
Runde 1	0:49,656	11:54,719	0:14,938	11:20,001	0:49,520	0:20,308	0:15,160	0:14,052	0:49,905	0:20,674	0:15,180	0:14,051	0:50,314	0:20,927	0:15,299	0:14,088	0:50,753	0:20,531	0:15,728	0:14,494
Runde 2	0:47,130	0:18,410	0:14,889	0:13,831	0:47,372	0:18,369	0:15,054	0:13,949	0:47,928	0:18,488	0:14,934	0:14,506	0:47,859	0:18,451	0:14,849	0:14,559	0:47,466	0:18,626	0:14,986	0:13,854
Runde 3	0:46,726	0:18,271	0:14,709	0:13,746	0:46,738	0:18,257	0:14,695	0:13,786	0:47,116	0:18,340	0:14,646	0:14,130	0:46,984	0:18,325	0:14,660	0:13,999	0:46,601	0:18,237	0:14,628	0:13,736
Runde 4	0:46,559	0:18,256	0:14,631	0:13,672	0:46,560	0:18,175	0:14,709	0:13,676	0:46,229	0:18,142	0:14,498	0:13,589	0:46,541	0:18,238	0:14,549	0:13,754	0:46,557	0:18,118	0:14,632	0:13,807
Runde 5	0:46,384	0:18,151	0:14,589	0:13,644	0:46,371	0:18,071	0:14,584	0:13,716	0:46,112	0:18,082	0:14,425	0:13,605	0:46,283	0:18,120	0:14,521	0:13,642	0:46,414	0:18,135	0:14,656	0:13,623
Runde 6	0:46,393	0:18,090	0:14,680	0:13,623	0:46,229	0:18,085	0:14,547	0:13,597	0:46,293	0:18,216	0:14,455	0:13,622	0:46,277	0:18,105	0:14,498	0:13,674	0:46,122	0:18,016	0:14,500	0:13,606
Runde 7	0:46,047	0:18,006	0:14,515	0:13,526	0:46,354	0:18,175	0:14,571	0:13,608	0:46,184	0:18,122	0:14,441	0:13,621	0:46,165	0:18,076	0:14,457	0:13,632	0:46,109	0:18,055	0:14,475	0:13,579
Runde 8	0:46,171	0:18,095	0:14,552	0:13,524	0:46,244	0:18,141	0:14,566	0:13,537	0:46,125	0:18,155	0:14,424	0:13,546	0:46,165	0:18,091	0:14,444	0:13,630	0:46,144	0:18,128	0:14,466	0:13,550
Runde 9	0:46,083	0:18,033	0:14,500	0:13,550	0:46,145	0:18,044	0:14,588	0:13,513	0:46,154	0:18,030	0:14,512	0:13,612	0:46,202	0:18,081	0:14,508	0:13,613	0:46,096	0:18,049	0:14,450	0:13,597
Runde 10	0:46,533	0:18,191	0:14,686	0:13,656	0:46,120	0:18,043	0:14,531	0:13,546	0:46,112	0:18,061	0:14,463	0:13,588	0:46,158	0:18,056	0:14,467	0:13,635	0:46,192	0:18,117	0:14,505	0:13,570
Runde 11	0:46,259	0:18,019	0:14,582	0:13,658	0:46,217	0:18,109	0:14,532	0:13,576	0:46,204	0:18,135	0:14,473	0:13,596	0:46,108	0:18,046	0:14,467	0:13,595	0:46,098	0:18,024	0:14,480	0:13,594
Runde 12	0:46,350	0:18,188	0:14,601	0:13,561	0:46,208	0:18,082	0:14,560	0:13,566	0:46,140	0:18,094	0:14,452	0:13,594	0:46,216	0:18,123	0:14,508	0:13,585	0:46,130	0:18,051	0:14,505	0:13,574
Runde 13	0:46,667	0:18,270	0:14,681	0:13,716	0:46,294	0:18,095	0:14,573	0:13,626	0:46,311	0:18,146	0:14,520	0:13,645	0:46,228	0:18,054	0:14,524	0:13,650	0:46,259	0:18,112	0:14,508	0:13,639

R 6 DSKM (KZ2) Heat 2 A < > C

Die schnellsten Zeiten

Ort	Nr. Fahrername	Zeit	Streckenkil.	Ø Speed
Ziel	259 Luyet, Jean	0:46,018	1200 m	93,9 km/h
Sektion 1	221 Stiel, Daniel	0:10,530	531 m	181,5 km/h
Sektion 2	221 Stiel, Daniel	0:14,406	390 m	97,5 km/h
Sektion 3	259 Luyet, Jean	0:13,509	279 m	74,4 km/h

	Smr.259 Luyet, Jean CHE CRG Holland			Smr.221 Stiel, Daniel DEU Mach 1 Motorsport			Smr.264 Baldi, Alessio ITA INTREPID DRIVER PROGRAM SRL			Smr.224 Lanzani, William ITA BIREL ART RACING KSW			Smr.242 Kremers, Morijn ITA BIREL ART RACING S.R.L.		
	theoretisch mögliche Bestzeit	Ziel	Sektion 3	theoretisch mögliche Bestzeit	Ziel	Sektion 3	theoretisch mögliche Bestzeit	Ziel	Sektion 3	theoretisch mögliche Bestzeit	Ziel	Sektion 3	theoretisch mögliche Bestzeit	Ziel	Sektion 3
best	0:46,018	0:17,975	0:13,509	0:46,129	0:10,530	0:13,631	0:46,192	0:18,054	0:14,547	0:13,583	0:46,338	0:18,070	0:14,502	0:14,471	0:13,630
Runde 1	0:50,799	0:21,089	0:15,393	0:49,680	0:10,530	0:14,105	0:50,606	0:20,162	0:16,044	0:14,400	0:51,582	0:20,860	0:15,789	0:20,830	0:15,716
Runde 2	0:47,445	0:18,468	0:14,868	0:48,096	0:18,641	0:14,579	0:47,593	0:18,438	0:15,114	0:14,041	0:47,581	0:18,837	0:14,988	0:18,707	0:14,847
Runde 3	0:46,856	0:18,178	0:14,748	0:48,605	0:18,322	0:15,563	0:46,965	0:18,240	0:14,760	0:13,965	0:46,711	0:18,195	0:14,628	0:18,392	0:14,741
Runde 4	0:46,711	0:18,254	0:14,716	0:46,649	0:18,289	0:13,743	0:46,737	0:18,339	0:14,628	0:13,770	0:46,510	0:18,197	0:14,551	0:18,542	0:13,778
Runde 5	0:46,890	0:18,150	0:15,019	0:46,388	0:18,143	0:13,707	0:46,397	0:18,143	0:14,616	0:13,638	0:46,488	0:18,196	0:14,562	0:18,148	0:13,637
Runde 6	0:46,217	0:18,056	0:14,531	0:46,284	0:18,054	0:13,791	0:46,372	0:18,137	0:14,598	0:13,637	0:46,375	0:18,142	0:14,556	0:18,105	0:13,718
Runde 7	0:46,169	0:18,067	0:14,520	0:46,169	0:18,040	0:13,645	0:46,318	0:18,072	0:14,609	0:13,637	0:46,338	0:18,070	0:14,526	0:18,032	0:14,562
Runde 8	0:46,289	0:18,139	0:14,598	0:46,326	0:18,072	0:13,767	0:46,349	0:18,137	0:14,556	0:13,656	0:46,447	0:18,156	0:14,593	0:18,111	0:14,567
Runde 9	0:46,120	0:18,009	0:14,602	0:46,357	0:18,168	0:13,771	0:46,294	0:18,142	0:14,547	0:13,605	0:46,399	0:18,138	0:14,554	0:18,200	0:14,550
Runde 10	0:46,070	0:17,978	0:14,508	0:46,145	0:18,069	0:13,631	0:46,269	0:18,136	0:14,550	0:13,583	0:46,381	0:18,166	0:14,502	0:18,046	0:14,593
Runde 11	0:46,058	0:17,975	0:14,560	0:46,234	0:18,036	0:13,715	0:46,402	0:18,117	0:14,618	0:13,667	0:46,405	0:18,201	0:14,515	0:18,108	0:14,597
Runde 12	0:46,018	0:17,984	0:14,508	0:46,129	0:18,091	0:13,632	0:46,192	0:18,054	0:14,555	0:13,583	0:46,361	0:18,135	0:14,532	0:18,142	0:14,485
Runde 13	0:46,142	0:17,983	0:14,544	0:46,246	0:18,043	0:13,660	0:46,488	0:18,126	0:14,715	0:13,647	0:46,501	0:18,300	0:14,525	0:18,174	0:14,547

R 6 DSKM (KZ2) Heat 2 A < > C

Die schnellsten Zeiten

Ort	Nr. Fahrername	Zeit	Streckl.	Ø Speed
Ziel	259 Luyet, Jean	0:46,018	1200 m	93,9 km/h
Sektion 1	221 Stiel, Daniel	0:10,530	531 m	181,5 km/h
Sektion 2	221 Stiel, Daniel	0:14,406	390 m	97,5 km/h
Sektion 3	259 Luyet, Jean	0:13,509	279 m	74,4 km/h

	Stm.234 Vasilie, Daniel ROU DR S.R.L.			Stm.217 Tornqvist-Persson, Benjamin SWE CRG Holland			Stm.232 Matisic, André DEU Solgat Motorsport			Stm.228 Piruszek, Kevin DEU BIREL ART RACING KSW			Stm.210 Horn, Moritz DEU TB Racing Team		
	theoretisch mögliche Bestzeit	Ziel	Sektion 3	theoretisch mögliche Bestzeit	Ziel	Sektion 3	theoretisch mögliche Bestzeit	Ziel	Sektion 3	theoretisch mögliche Bestzeit	Ziel	Sektion 3	theoretisch mögliche Bestzeit	Ziel	Sektion 3
best	0:46,156	0:18,036	0:14,407	0:46,204	0:18,077	0:14,466	0:46,247	0:18,064	0:14,547	0:46,392	0:18,168	0:14,597	0:46,463	0:18,139	0:14,633
Runde 1	0:51,964	0:21,163	0:16,241	0:51,503	0:20,667	0:16,209	0:51,574	0:20,606	0:16,276	0:50,773	0:20,349	0:15,812	0:52,382	0:21,546	0:16,049
Runde 2	0:48,193	0:19,012	0:14,948	0:48,011	0:18,757	0:15,023	0:48,373	0:19,216	0:14,930	0:48,093	0:18,797	0:15,318	0:48,228	0:18,955	0:15,208
Runde 3	0:46,541	0:18,231	0:14,564	0:46,814	0:18,303	0:14,651	0:46,994	0:18,332	0:14,839	0:47,160	0:18,344	0:14,952	0:47,115	0:18,391	0:14,865
Runde 4	0:47,278	0:18,345	0:14,748	0:46,965	0:18,362	0:14,670	0:46,819	0:18,225	0:14,792	0:47,613	0:18,850	0:14,978	0:46,894	0:18,232	0:14,792
Runde 5	0:46,239	0:18,092	0:14,426	0:46,426	0:18,188	0:14,562	0:46,569	0:18,232	0:14,699	0:46,727	0:18,242	0:14,755	0:46,687	0:18,169	0:14,702
Runde 6	0:46,156	0:18,036	0:14,407	0:46,204	0:18,077	0:14,513	0:46,324	0:18,130	0:14,547	0:46,577	0:18,201	0:14,671	0:46,624	0:18,157	0:14,643
Runde 7	0:46,245	0:18,102	0:14,455	0:46,377	0:18,177	0:14,466	0:46,247	0:18,064	0:14,599	0:46,403	0:18,168	0:14,602	0:46,652	0:18,184	0:14,702
Runde 8	0:46,339	0:18,095	0:14,486	0:46,327	0:18,159	0:14,525	0:46,311	0:18,078	0:14,589	0:46,392	0:18,173	0:14,599	0:46,506	0:18,176	0:14,655
Runde 9	0:46,421	0:18,091	0:14,632	0:46,492	0:18,109	0:14,639	0:46,443	0:18,076	0:14,623	0:46,432	0:18,211	0:14,597	0:46,549	0:18,195	0:14,724
Runde 10	0:46,629	0:18,389	0:14,522	0:46,492	0:18,109	0:14,639	0:46,443	0:18,076	0:14,623	0:46,432	0:18,211	0:14,597	0:46,463	0:18,139	0:14,633
Runde 11	0:46,232	0:18,088	0:14,464	0:46,414	0:18,151	0:14,544	0:46,373	0:18,123	0:14,646	0:46,536	0:18,233	0:14,687	0:46,580	0:18,173	0:14,697
Runde 12	0:46,362	0:18,149	0:14,507	0:46,362	0:18,149	0:14,507	0:46,432	0:18,148	0:14,623	0:46,457	0:18,248	0:14,605	0:46,589	0:18,221	0:14,732
Runde 13	0:46,382	0:18,175	0:14,502	0:46,364	0:18,153	0:14,556	0:46,392	0:18,133	0:14,610	0:46,494	0:18,218	0:14,669	0:46,774	0:18,301	0:14,715

R 6 DSKM (KZ2) Heat 2 A < > C

Die schnellsten Zeiten

Ort	Nr. Fahrername	Zeit	Streckenk.	Ø Speed
Ziel	259 Luyet,Jeon	0:46,018	1200 m	93,9 km/h
Sektion 1	221 Stiel,Daniel	0:10,530	531 m	181,5 km/h
Sektion 2	221 Stiel,Daniel	0:14,406	390 m	97,5 km/h
Sektion 3	259 Luyet,Jeon	0:13,509	279 m	74,4 km/h

Runde	Smr.233 Davies,Dylan NLD Zonardi racing team			Smr.261 Prosperi,Enrico ESP CRG Holland			Smr.230 Varhaug,Pål NOR CRG Holland			Smr.211 Mrosek,Michael DEU Team AK RACING			Smr.213 Nettagovskii,Daniel CZE Gregor Kart s.r.o.		
	theoretisch mögliche Bestzeit	Ziel	Bestzeit	theoretisch mögliche Bestzeit	Ziel	Bestzeit	theoretisch mögliche Bestzeit	Ziel	Bestzeit	theoretisch mögliche Bestzeit	Ziel	Bestzeit	theoretisch mögliche Bestzeit	Ziel	Bestzeit
best	0:46,414	0:18,160	0:14,555	0:46,585	0:18,198	0:14,660	0:46,529	0:18,160	0:14,582	0:46,570	0:18,204	0:14,600	0:46,623	0:18,248	0:14,655
Runde 1	0:52,353	0:21,316	0:15,900	0:51,989	0:20,977	0:16,219	0:52,775	0:21,373	0:16,144	0:52,578	0:21,440	0:16,099	0:52,345	0:20,901	0:16,067
Runde 2	0:49,187	0:19,047	0:15,483	0:48,080	0:18,924	0:15,188	0:48,900	0:19,175	0:15,552	0:48,554	0:19,076	0:15,033	0:48,353	0:19,097	0:15,021
Runde 3	0:46,948	0:18,380	0:14,775	0:47,102	0:18,386	0:14,855	0:47,217	0:18,525	0:14,828	0:47,196	0:18,487	0:14,740	0:47,434	0:18,733	0:14,829
Runde 4	0:46,884	0:18,294	0:14,822	0:47,019	0:18,322	0:14,859	0:46,916	0:18,318	0:14,810	0:46,815	0:18,330	0:14,715	0:46,852	0:18,348	0:14,710
Runde 5	0:46,806	0:18,348	0:14,669	0:46,930	0:18,336	0:14,763	0:47,855	0:18,769	0:15,289	0:47,892	0:18,388	0:15,115	0:46,852	0:18,348	0:14,710
Runde 6	0:46,663	0:18,254	0:14,605	0:46,836	0:18,315	0:14,761	0:46,755	0:18,303	0:14,703	0:46,785	0:18,358	0:14,707	0:46,793	0:18,307	0:14,691
Runde 7	0:46,504	0:18,199	0:14,555	0:46,821	0:18,295	0:14,736	0:46,665	0:18,242	0:14,672	0:46,570	0:18,248	0:14,637	0:46,820	0:18,318	0:14,660
Runde 8	0:46,588	0:18,262	0:14,613	0:46,807	0:18,330	0:14,726	0:46,611	0:18,278	0:14,617	0:46,570	0:18,346	0:14,600	0:46,794	0:18,400	0:14,655
Runde 9	0:46,414	0:18,160	0:14,572	0:46,651	0:18,198	0:14,675	0:46,611	0:18,277	0:14,617	0:46,591	0:18,253	0:14,600	0:46,623	0:18,248	0:14,667
Runde 10	0:46,433	0:18,189	0:14,577	0:47,197	0:18,571	0:14,853	0:46,708	0:18,160	0:14,712	0:46,891	0:18,204	0:14,916	0:47,365	0:18,358	0:15,182
Runde 11	0:46,439	0:18,191	0:14,568	0:46,736	0:18,307	0:14,680	0:46,529	0:18,204	0:14,620	0:46,606	0:18,234	0:14,682	0:47,067	0:18,327	0:14,761
Runde 12	0:46,500	0:18,230	0:14,619	0:46,585	0:18,213	0:14,660	0:46,687	0:18,310	0:14,687	0:46,850	0:18,377	0:14,770	0:47,266	0:18,396	0:14,832
Runde 13	0:46,625	0:18,265	0:14,650	0:46,747	0:18,264	0:14,679	0:46,767	0:18,276	0:14,765	0:46,867	0:18,335	0:14,737	0:46,994	0:18,356	0:14,740

R 6 DSKM (KZ2) Heat 2 A < > C

Die schnellsten Zeiten

Ort	Nr. Fahrername	Zeit	Streckentl.	Ø Speed
Ziel	259 Luyet, Jean	0:46,018	1200 m	93,9 km/h
Sektion 1	221 Stiel, Daniel	0:10,530	531 m	181,5 km/h
Sektion 2	221 Stiel, Daniel	0:14,406	390 m	97,5 km/h
Sektion 3	259 Luyet, Jean	0:13,509	279 m	74,4 km/h

	Snr.208 Rottl, Cyril CHE Kart-Club Oerlikon				Snr.253 Bonsauto, Louis FRA Louis Bonsauto				Snr.241 Peklin, Ivan UKR Victory Racing Team				Snr.254 Kallasmaa, Kaspar EST Kaspar Kallasmaa				Snr.220 Lagerström, Linus SWE JP Racing			
	theoretisch mögliche Bestzeit 0:46,424				theoretisch mögliche Bestzeit 0:46,536				theoretisch mögliche Bestzeit 0:46,589				theoretisch mögliche Bestzeit 0:46,575				theoretisch mögliche Bestzeit 0:46,404			
best	Ziel	Sektion 1	Sektion 2	Sektion 3	Ziel	Sektion 1	Sektion 2	Sektion 3	Ziel	Sektion 1	Sektion 2	Sektion 3	Ziel	Sektion 1	Sektion 2	Sektion 3	Ziel	Sektion 1	Sektion 2	Sektion 3
Runde 1	0:53,477	0:21,471	0:16,577	0:15,429	0:52,843	0:21,351	0:16,242	0:15,250	0:52,794	0:21,360	0:16,160	0:15,274	0:53,016	0:21,462	0:16,520	0:15,034	0:53,989	0:21,716	0:16,900	0:15,373
Runde 2	0:48,621	0:18,954	0:15,461	0:14,206	0:48,633	0:19,341	0:15,013	0:14,279	0:48,880	0:19,505	0:15,351	0:14,024	0:49,482	0:19,031	0:16,275	0:14,176	0:49,538	0:18,893	0:16,062	0:14,583
Runde 3	0:46,942	0:18,326	0:14,716	0:13,900	0:47,338	0:18,651	0:14,799	0:13,888	0:47,151	0:18,549	0:14,764	0:13,838	0:47,190	0:18,465	0:14,829	0:13,896	0:47,580	0:18,876	0:14,879	0:13,825
Runde 4	0:47,049	0:18,187	0:14,707	0:14,155	0:46,782	0:18,267	0:14,749	0:13,766	0:47,571	0:18,242	0:14,756	0:14,573	0:46,951	0:18,427	0:14,698	0:13,826	0:47,459	0:18,821	0:14,762	0:13,876
Runde 5	0:47,481	0:18,204	0:14,773	0:14,504	0:48,195	0:18,400	0:15,535	0:14,260	0:47,195	0:18,261	0:14,752	0:14,182	0:47,436	0:18,367	0:14,989	0:14,080	0:47,105	0:18,453	0:14,917	0:13,735
Runde 6	0:47,286	0:18,630	0:14,628	0:14,028	0:47,092	0:18,515	0:14,913	0:13,664	0:47,443	0:18,782	0:14,790	0:13,871	0:47,119	0:18,416	0:14,790	0:13,913	0:46,662	0:18,240	0:14,625	0:13,797
Runde 7	0:46,540	0:18,163	0:14,594	0:13,783	0:46,681	0:18,304	0:14,671	0:13,706	0:46,757	0:18,306	0:14,622	0:13,829	0:47,431	0:18,691	0:14,800	0:13,940	0:46,986	0:18,482	0:14,768	0:13,736
Runde 8	0:46,658	0:18,142	0:14,771	0:13,745	0:47,192	0:18,337	0:15,120	0:13,735	0:46,768	0:18,206	0:14,668	0:13,894	0:46,868	0:18,279	0:14,806	0:13,783	0:47,302	0:18,233	0:15,038	0:14,031
Runde 9	0:46,750	0:18,371	0:14,691	0:13,688	0:46,813	0:18,388	0:14,733	0:13,692	0:46,838	0:18,260	0:14,703	0:13,875	0:46,922	0:18,285	0:14,837	0:13,800	0:46,636	0:18,257	0:14,701	0:13,678
Runde 10	0:46,699	0:18,172	0:14,743	0:13,784	0:46,675	0:18,208	0:14,715	0:13,752	0:46,704	0:18,247	0:14,677	0:13,780	0:47,281	0:18,635	0:14,849	0:13,797	0:47,046	0:18,194	0:14,969	0:13,883
Runde 11	0:46,830	0:18,275	0:14,663	0:13,892	0:46,832	0:18,256	0:14,697	0:13,879	0:46,660	0:18,187	0:14,645	0:13,828	0:46,774	0:18,297	0:14,712	0:13,765	0:46,586	0:18,287	0:14,532	0:13,767
Runde 12	0:47,666	0:18,519	0:14,729	0:14,418	0:47,935	0:19,019	0:14,799	0:14,117	0:48,105	0:18,576	0:14,700	0:14,829	0:46,575	0:18,249	0:14,643	0:13,683	0:46,703	0:18,368	0:14,567	0:13,768
Runde 13	0:46,750	0:18,280	0:14,678	0:13,792	0:46,851	0:18,275	0:14,664	0:13,912	0:46,950	0:18,281	0:14,654	0:14,015	0:46,785	0:18,263	0:14,702	0:13,820	0:46,842	0:18,243	0:14,665	0:13,934

R 6 DSKM (KZ2) Heat 2 A < > C

Die schnellsten Zeiten

Ort	Nr. Fahrername	Zeit	Streckenk.	Ø Speed
Ziel	259 Luyet, Jean	0:46,018	1200 m	93,9 km/h
Sektion 1	221 Stiel, Daniel	0:10,530	531 m	181,5 km/h
Sektion 2	221 Stiel, Daniel	0:14,406	390 m	97,5 km/h
Sektion 3	259 Luyet, Jean	0:13,509	279 m	74,4 km/h

best	Smr.263 Dzitiev, Yuri RUS Word Racing			Smr.238 Jilek, Michal CZE Solgat Motorsport			Smr.239 La Martina, Alessio ITA SRP Racing Team			Smr.207 Nilsson, Brandon SWE Intrepid Driver Program Srl			Smr.256 Costa, Francesco ITA Francesco Costa			
	theoretisch mögliche Bestzeit	Ziel	Sektion 3	theoretisch mögliche Bestzeit	Ziel	Sektion 3	theoretisch mögliche Bestzeit	Ziel	Sektion 3	theoretisch mögliche Bestzeit	Ziel	Sektion 3	theoretisch mögliche Bestzeit	Ziel	Sektion 3	
Runde 1	0:53,352	0:21,729	0:16,310	0:15,313	0:52,472	0:20,907	0:16,326	0:15,239	0:52,337	0:20,893	0:16,258	0:15,186	0:51,898	0:20,580	0:16,063	0:15,255
Runde 2	0:50,281	0:19,670	0:15,978	0:14,633	0:49,752	0:20,073	0:15,630	0:14,049	0:52,121	0:21,434	0:16,086	0:14,601	0:53,288	0:23,498	0:15,663	0:14,127
Runde 3	0:47,394	0:18,755	0:14,760	0:13,879	0:47,148	0:18,370	0:14,901	0:13,877	0:47,674	0:18,943	0:14,867	0:13,864	0:47,657	0:18,851	0:14,922	0:13,884
Runde 4	0:47,173	0:18,441	0:14,758	0:13,974	0:47,233	0:18,351	0:14,793	0:14,089	0:46,973	0:18,342	0:14,843	0:13,788	0:47,307	0:18,555	0:14,856	0:13,896
Runde 5	0:46,834	0:18,294	0:14,776	0:13,764	0:47,403	0:18,375	0:15,078	0:13,950	0:46,960	0:18,369	0:14,782	0:13,809	0:47,157	0:18,279	0:14,919	0:13,959
Runde 6	0:46,996	0:18,299	0:14,716	0:13,981	0:47,532	0:18,470	0:14,881	0:14,181	0:46,768	0:18,142	0:14,828	0:13,798	0:46,843	0:18,267	0:14,756	0:13,820
Runde 7	0:48,039	0:19,028	0:15,245	0:13,766	0:46,963	0:18,434	0:14,755	0:13,774	0:47,050	0:18,478	0:14,750	0:13,822	0:46,690	0:18,213	0:14,769	0:13,708
Runde 8	0:47,059	0:18,292	0:14,630	0:14,137	0:47,473	0:18,370	0:15,288	0:13,815	0:47,264	0:18,267	0:15,129	0:13,868	0:46,611	0:18,252	0:14,665	0:13,694
Runde 9	0:46,941	0:18,319	0:14,750	0:13,872	0:46,824	0:18,253	0:14,790	0:13,781	0:47,300	0:18,276	0:15,218	0:13,806	0:46,765	0:18,355	0:14,728	0:13,682
Runde 10	0:47,246	0:18,265	0:14,788	0:14,193	0:47,774	0:18,489	0:15,339	0:13,946	0:47,651	0:18,253	0:15,178	0:14,220	0:47,138	0:18,320	0:14,775	0:14,043
Runde 11	0:46,617	0:18,274	0:14,643	0:13,700	0:46,820	0:18,309	0:14,777	0:13,734	0:47,290	0:18,656	0:14,796	0:13,838	0:47,290	0:18,670	0:14,809	0:13,811
Runde 12	0:47,366	0:18,538	0:14,956	0:13,872	0:47,927	0:18,758	0:15,297	0:13,872	0:47,350	0:18,230	0:14,804	0:14,316	0:47,409	0:18,276	0:14,756	0:14,377
Runde 13	0:46,727	0:18,336	0:14,682	0:13,709	0:47,135	0:18,431	0:14,832	0:13,872	0:47,511	0:18,499	0:15,110	0:13,902	0:47,440	0:18,421	0:15,054	0:13,965

R 6 DSKM (K22) Heat 2 A < > C

Die schnellsten Zeiten

Ort	Nr. Fahrername	Zeit	Streckenl.	Ø Speed
Ziel	259 Luyer,Jeon	0:46,018	1200 m	93,9 km/h
Sektion 1	221 Stiel,Daniel	0:10,530	531 m	181,5 km/h
Sektion 2	221 Stiel,Daniel	0:14,406	390 m	97,5 km/h
Sektion 3	259 Luyer,Jeon	0:13,509	279 m	74,4 km/h

Strn:265 Munaretto, Luca

ITA

Anna-Maria Kokosioulis

theoretisch mögliche Bestzeit: 0:47,025

best	Ziel	Sektion 1	Sektion 2	Sektion 3
Runde 1	0:53,062	0:21,228	0:16,534	0:15,300
Runde 2	0:49,636	0:19,008	0:16,053	0:14,575
Runde 3	0:47,195	0:18,498	0:14,884	0:13,813
Runde 4	0:47,579	0:18,328	0:14,991	0:14,260
Runde 5	0:48,395	0:18,810	0:15,410	0:14,175
Runde 6	0:48,417	0:18,650	0:15,115	0:14,652
Runde 7				

Ziel	Sektion 1	Sektion 2	Sektion 3	Ziel	Sektion 1	Sektion 2	Sektion 3	Ziel	Sektion 1	Sektion 2	Sektion 3

DMSB RegNr 08-2018

R 2 DS KM (KZ2) Heat 1 B <> C

NEU - 2 - NEW

Strecke / track: 1200m
 started: 30 classified: 30 not classified: 0

fastest Lap Pex, Jorrit at: 0:45,871
 Doc. 1.2

Pos	Str. Nr.	Fahrer / Driver	Nation	Bewerber/Sponsor	Nation	Lizenz / B-Lizenz	Chassis/Motor/Reifen	Points	Runden Laps	Gesamtzeit Differenz	Abstand Gap	beste Runde best Lap	in R. in L.	o Geschw. u Speed
1	260	Hiltbrand, Pedro	ESP	CRG Holland	NLD	301202 15521	CRG / TM / Vega	0	13	10:06,131		0:45,949	11	92,7 km/h 94 km/h
2	223	Schmitz, Alexander	DEU	Alexander Schmitz	DEU	IKA 1120614 IKA 1120614	Tony Kart / Vortex / Vega	2	13	10:06,957 0:00,826	0:00,826	0:45,964	13	92,5 km/h 94 km/h
3	201	Pex, Jorrit	NLD	CRG Holland	NLD	27382 15521	CRG / TM / Vega	3	13	10:08,146 0:02,015	0:01,189	0:45,871	6	92,3 km/h 94,2 km/h
4	203	Pex, Stan	NLD	CRG Holland	NLD	31772 15521	CRG / TM / Vega	4	13	10:08,643 0:02,512	0:00,497	0:46,076	5	92,3 km/h 93,8 km/h
5	242	Kremers, Marijn	ITA	BIREL ART RACING S.R.L.	ITA	28576 370004	BIREL ART / TM / Vega	5	13	10:10,027 0:03,896	0:01,384	0:46,033	9	92,1 km/h 93,8 km/h
6	221	Stell, Daniel	DEU	Mach1 Motorsport	DEU	IKB 1138227 KBF 1005514	MACh1 / TM / Vega	6	13	10:11,506 0:05,375	0:01,479	0:45,980	10	91,8 km/h 94 km/h
7	240	Skåras, Emil	SWE	ENERGY CORSE SRL	ITA	199805302191 295423	ENERGY / TM / Vega	7	13	10:12,567 0:06,436	0:01,061	0:45,970	9	91,7 km/h 94 km/h
8	227	Tschentscher, Toni	DEU	SRP Racing Team	DEU	IKC 1133992 KBF 1156791	CRG / TM / Vega	8	13	10:12,661 0:06,530	0:00,094	0:46,237	7	91,7 km/h 93,4 km/h
9	215	Rosati, Fabrizio	ITA	SRP Racing Team	DEU	366705 KBF 1156791	CRG / TM / Vega	9	13	10:13,985 0:07,854	0:01,324	0:46,237	6	91,5 km/h 93,4 km/h
10	210	Horn, Moritz	DEU	TB Racing Team	DEU	IKB 1132818 KBF 1116906	Kart Republic / TM / Vega	10	13	10:14,584 0:08,453	0:00,599	0:46,287	9	91,4 km/h 93,3 km/h
11	232	Maticic, André	DEU	Solgat Motorsport	DEU	IKB 1083048 KBF 1079802	BirelART / TM / Vega	11	13	10:14,657 0:08,526	0:00,073	0:46,225	8	91,4 km/h 93,5 km/h
12	233	Davies, Dylan	NLD	Zanardi racing team	NLD	18909 28613	Zanardi / TM / Vega	12	13	10:14,864 0:08,733	0:00,207	0:46,321	12	91,3 km/h 93,3 km/h
13	218	Tubben, Max	NLD	CRG Holland	NLD	33495 15521	CRG / TM / Vega	13	13	10:15,682 0:09,551	0:00,818	0:46,440	10	91,2 km/h 93 km/h
14	259	Luyet, Jean	CHE	CRG Holland	NLD	505028 15521	CRG / TM / Vega	14	13	10:15,818 0:09,687	0:00,136	0:46,119	12	91,2 km/h 93,7 km/h
15	230	Varhaug, Pål	NOR	CRG Holland	NLD	28345 15521	CRG / TM / Vega	15	13	10:16,473 0:10,242	0:00,655	0:46,480	12	91,1 km/h 92,9 km/h
16	261	Prosperi, Enrico	ESP	CRG Holland	NLD	IT80009 15521	CRG / TM / Vega	16	13	10:17,588 0:11,457	0:01,115	0:46,519	6	90,9 km/h 92,9 km/h
17	231	Paul, Maximilian	DEU	DR S.R.L.	ITA	IKC 1140086 296449	DR / Modena / Vega	17	13	10:19,120 0:12,989	0:01,532	0:46,057	8	90,7 km/h 93,8 km/h
18	219	Johansson, Andreas	SWE	CRG Holland	NLD	19990722587 15521	CRG / TM / Vega	18	13	10:19,252 0:13,121	0:00,132	0:46,542	10	90,7 km/h 92,8 km/h
19	253	Bonsaudo, Louis	FRA	Louis Bonsaudo	FRA	219713 219713	ib17 / TM / Vega	19	13	10:19,374 0:13,243	0:00,122	0:46,580	10	90,7 km/h 92,7 km/h
20	255	Podobsky, Lukas	CZE	Lukas Podobsky	CZE	18AS0458 18AT0101	BirelArt / TM / Vega	20	13	10:19,836 0:13,705	0:00,462	0:46,445	7	90,6 km/h 93 km/h
21	258	Cebrian, Gerard	ESP	CRG Holland	NLD	46151222C 15521	CRG / TM / Vega	21	13	10:20,349 0:14,218	0:00,513	0:46,475	13	90,5 km/h 93 km/h
22	254	Kallasmaa, Kaspar	EST	Kaspar Kallasmaa	EST	K 912 115 E	Energy / TM / Vega	22	13	10:25,876 0:19,745	0:05,527	0:46,639	8	89,7 km/h 92,6 km/h
23	252	Benni, Tommaso	ITA	Tommaso Benni	ITA	303851 303851	BIREL / TM RACING / Vega	23	13	10:26,732 0:20,601	0:00,856	0:46,344	6	89,6 km/h 93,2 km/h
24	212	Specken, Guust	NLD	Guust Specken	NLD	33443 33443	Gillard / Vortex / Vega	24	13	10:27,066 0:20,935	0:00,334	0:46,554	6	89,6 km/h 92,8 km/h
25	263	Dzitiey, Yuri	RUS	Ward Racing	SWE	18535 102	Tonykart / TM / Vega	25	13	10:27,341 0:21,210	0:00,275	0:46,599	6	89,5 km/h 92,7 km/h
26	237	Lang, Hannah	GBR	MK Racing	GBR	212874 273486	Tony Kart / Vortex / Vega	26	13	10:27,573 0:21,442	0:00,232	0:46,685	7	89,5 km/h 92,5 km/h
27	266	Forne, Antonio	ESP	CRG Holland	NLD	ITCSR-0013-ESF 15521	CRG / TM / Vega	27	13	10:31,714 0:25,583	0:04,141	0:47,083	6	88,9 km/h 91,8 km/h
28	213	Netiagovskii, Daniel	CZE	Gregor Kart s.r.o.	CZE	925 338	Tony Kart / TM / Vega	28	13	10:31,928 0:25,797	0:00,214	0:46,615	7	88,9 km/h 92,7 km/h
29	208	Ratl, Cyril	CHE	Kart-Club Oerlikon	CHE	505053 500006	CRG / TM / Vega	29	13	10:34,544 0:28,413	0:02,616	0:46,945	12	88,5 km/h 92 km/h
30	220	Lagerström, Linus	SWE	JP Racing	SWE	19940930121 105	Exprit / TM / Vega	30	13	10:48,068 0:41,937	0:13,524	0:46,669	6	86,7 km/h 92,6 km/h

StNr. 252,213,208,220 5 sec penalty Frontfaring
 StNr. 221,240 5 sec penalty Jump Start
 StNr. 231 10 sec penalty Pushing

Rennleitung: Kai Medefind Racedirektor: Thomas Lainer
 Sportkommissare: Th. Ferrero / U. Bell / H. Seidel / P. Acerbi
 Techn. Kommissare: H-J. Dangers / M. Grasshoff / C. Schmidt / D. Pietzko / M. Somera / A. Mazzanti
 Zeitnahme: KART-DATA timing service Franz Schieszler / Martin Summerer

Zeitnahme / timekeeping
 control

 Franz Schieszler



R 2 DSKM (KZ2) Heat 1 B < > C

Strecke / track: 1200

Fahrername Driver	Hillbrand Pedro	Stell Daniel	Schmitz Alexander	Skáros Emil	Pex Jorrit	Pex Stan	Paul Maximilian	Kreiners Marijn	Tschentscher Toni	Rosati Fabrizio	Horn Moritz	Matisic André
schnellste Runde in Runde	0:45,949 Rn. 11	0:45,980 Rn. 10	0:45,964 Rn. 13	0:45,970 Rn. 9	0:45,871 Rn. 6	0:46,076 Rn. 5	0:46,057 Rn. 8	0:46,033 Rn. 9	0:46,237 Rn. 7	0:46,237 Rn. 6	0:46,287 Rn. 9	0:46,225 Rn. 8
Speed	94,0 km/h	94,0 km/h	94,0 km/h	94,0 km/h	94,2 km/h	93,8 km/h	93,8 km/h	93,8 km/h	93,4 km/h	93,4 km/h	93,3 km/h	93,5 km/h
Lap 1	0:48,976	0:50,415	0:48,768	0:49,266	0:50,244	0:49,174	0:49,238	0:49,402	0:50,411	0:49,678	0:50,220	0:49,957
Lap 2	0:47,676	0:46,980	0:46,914	0:47,236	0:46,844	0:47,349	0:47,241	0:47,280	0:47,154	0:47,356	0:47,240	0:47,217
Lap 3	0:46,343	0:46,218	0:46,361	0:46,381	0:46,529	0:46,256	0:47,180	0:47,688	0:47,045	0:47,250	0:47,271	0:47,567
Lap 4	0:46,138	0:46,106	0:46,153	0:46,993	0:46,244	0:46,559	0:46,315	0:46,319	0:46,539	0:46,442	0:46,645	0:46,549
Lap 5	0:46,153	0:46,335	0:46,899	0:46,193	0:46,091	0:46,076	0:46,135	0:46,249	0:46,549	0:46,330	0:47,453	0:46,667
Lap 6	0:46,319	0:46,680	0:46,556	0:46,054	0:45,871	0:46,207	0:46,106	0:46,198	0:46,348	0:46,237	0:46,350	0:46,296
Lap 7	0:46,001	0:46,075	0:46,052	0:46,215	0:46,201	0:46,901	0:46,140	0:46,069	0:46,237	0:46,367	0:46,401	0:46,304
Lap 8	0:46,036	0:46,069	0:46,014	0:46,025	0:46,005	0:46,104	0:46,057	0:46,164	0:46,256	0:46,312	0:46,307	0:46,225
Lap 9	0:46,000	0:46,125	0:46,169	0:45,970	0:46,036	0:46,111	0:46,109	0:46,033	0:46,266	0:46,460	0:46,287	0:46,322
Lap 10	0:46,041	0:45,980	0:46,102	0:46,024	0:46,009	0:46,202	0:46,162	0:46,206	0:46,474	0:47,610	0:46,390	0:46,761
Lap 11	0:45,949	0:46,026	0:46,262	0:46,112	0:46,098	0:46,131	0:46,223	0:46,388	0:46,552	0:46,261	0:46,404	0:46,335
Lap 12	0:46,000	0:46,072	0:46,008	0:46,164	0:46,260	0:46,118	0:46,127	0:46,228	0:46,348	0:46,813	0:46,473	0:46,424
Lap 13	0:46,154	0:46,029	0:45,964	0:46,019	0:46,245	0:46,274	0:46,280	0:46,411	0:46,359	0:47,001	0:47,378	0:47,789


R 2 DSKM (KZ2) Heat 1 B < > C

Strecke / track: 1200

Fahrername Driver	Davies Dylan	Tubben Max	Luyet Jean	Varhaug Pål	Prosperi Enrico	Johansson Andreas	Bonsaudo Louis	Podobsky Lukas	Cebrian Gerard	Kallasmaa Kaspar	Benni Tommaso	Specken Guust
schnellste Runde	0:46,321 Rn. 12	0:46,440 Rn. 10	0:46,119 Rn. 12	0:46,480 Rn. 12	0:46,519 Rn. 6	0:46,542 Rn. 10	0:46,580 Rn. 10	0:46,445 Rn. 7	0:46,475 Rn. 13	0:46,639 Rn. 8	0:46,344 Rn. 6	0:46,554 Rn. 6
Speed	93,3 km/h	93,0 km/h	93,7 km/h	92,9 km/h	92,9 km/h	92,8 km/h	92,7 km/h	93,0 km/h	93,0 km/h	92,6 km/h	93,2 km/h	92,8 km/h
Lap 1	0:50,401	0:50,156	0:49,422	0:50,749	0:50,980	0:50,609	0:51,139	0:51,121	0:52,195	0:53,081	0:52,509	0:51,921
Lap 2	0:47,868	0:47,734	0:47,207	0:47,663	0:47,606	0:47,451	0:47,594	0:47,834	0:47,314	0:47,532	0:47,258	0:47,215
Lap 3	0:46,601	0:46,836	0:52,316	0:46,864	0:47,027	0:47,227	0:47,178	0:46,884	0:49,169	0:48,230	0:49,221	0:52,227
Lap 4	0:46,874	0:46,855	0:46,340	0:46,749	0:46,775	0:46,843	0:46,816	0:46,792	0:47,326	0:47,768	0:47,546	0:46,878
Lap 5	0:46,522	0:46,568	0:46,438	0:46,701	0:46,654	0:46,727	0:46,909	0:46,493	0:46,870	0:47,414	0:46,786	0:47,108
Lap 6	0:46,483	0:46,460	0:46,272	0:46,484	0:46,519	0:46,703	0:46,908	0:46,656	0:46,569	0:46,657	0:46,344	0:46,554
Lap 7	0:46,423	0:46,892	0:46,228	0:46,586	0:46,603	0:46,891	0:46,586	0:46,445	0:46,571	0:46,668	0:46,626	0:46,612
Lap 8	0:46,419	0:46,767	0:46,430	0:47,057	0:46,619	0:46,750	0:46,725	0:46,726	0:46,606	0:46,639	0:46,700	0:46,589
Lap 9	0:46,440	0:46,582	0:46,599	0:47,044	0:46,973	0:46,656	0:46,721	0:46,826	0:46,536	0:47,305	0:46,624	0:46,971
Lap 10	0:46,342	0:46,440	0:46,418	0:46,586	0:46,913	0:46,542	0:46,580	0:47,174	0:46,594	0:47,448	0:46,607	0:47,148
Lap 11	0:46,389	0:46,459	0:46,311	0:46,909	0:46,851	0:47,082	0:47,045	0:47,331	0:46,517	0:46,865	0:46,798	0:47,507
Lap 12	0:46,321	0:46,450	0:46,119	0:46,480	0:46,531	0:46,891	0:46,766	0:46,960	0:46,487	0:46,802	0:46,738	0:46,767
Lap 13	0:46,788	0:46,627	0:46,524	0:46,521	0:46,668	0:47,357	0:47,314	0:48,188	0:46,475	0:47,544	0:46,587	0:47,780

R 2 DSKM (KZ2) Heat 1 B < > C

Strecke / track: 1200

Fahrername Driver	Dziitiev Yuri	Lang Hannah	Forne Antonio	Netriagovskii Daniel	Ratl Cyril	Lagerström Linus
schnellste Runde in Runde	0:46,599 Rn. 6	0:46,685 Rn. 7	0:47,083 Rn. 6	0:46,615 Rn. 7	0:46,945 Rn. 12	0:46,669 Rn. 6
Speed	92,7 km/h	92,5 km/h	91,8 km/h	92,7 km/h	92,0 km/h	92,6 km/h
Lap 1	0:53,577	0:52,555	0:52,677	0:51,207	0:53,715	1:12,927
Lap 2	0:47,519	0:47,115	0:47,720	0:47,569	0:48,421	0:47,649
Lap 3	0:48,065	0:48,941	0:49,080	0:49,163	0:47,668	0:46,964
Lap 4	0:47,824	0:48,340	0:47,576	0:47,988	0:47,681	0:46,850
Lap 5	0:47,367	0:46,723	0:48,423	0:47,544	0:48,206	0:46,723
Lap 6	0:46,599	0:46,732	0:47,083	0:46,777	0:47,366	0:46,669
Lap 7	0:46,674	0:46,685	0:47,170	0:46,615	0:47,173	0:46,755
Lap 8	0:46,653	0:46,696	0:47,196	0:46,815	0:47,119	0:46,780
Lap 9	0:47,326	0:48,195	0:47,229	0:47,590	0:47,342	0:47,222
Lap 10	0:47,092	0:47,413	0:47,202	0:47,102	0:47,343	0:46,873
Lap 11	0:47,760	0:47,609	0:48,988	0:47,028	0:47,225	0:47,083
Lap 12	0:47,801	0:47,722	0:47,542	0:47,011	0:46,945	0:47,438
Lap 13	0:47,185	0:47,066	0:47,928	0:48,769	0:47,647	0:47,533

R 2 DSKM (KZ2) Heat 1 B < > C

Ziel		Sektion 1		Sektion 2		Sektion 3	
Fahrername	Zeit	Fahrername	Zeit	Fahrername	Zeit	Fahrername	Zeit
1 201 Pex,Jorrit	0:45,871	201 Pex,Jorrit	0:17,941	260 Hiltbrand,Pedro	0:14,374	260 Hiltbrand,Pedro	0:13,467
2 260 Hiltbrand,Pedro	0:45,949	259 Luyet,Jean	0:17,960	240 Skärås,Emil	0:14,394	201 Pex,Jorrit	0:13,483
3 223 Schmitz,Alexander	0:45,964	221 Stell,Daniel	0:17,965	221 Stell,Daniel	0:14,404	223 Schmitz,Alexander	0:13,501
4 240 Skärås,Emil	0:45,970	231 Paul,Maximilian	0:17,969	201 Pex,Jorrit	0:14,417	203 Pex,Stan	0:13,503
5 221 Stell,Daniel	0:45,980	240 Skärås,Emil	0:17,990	242 Kremers,Marijn	0:14,422	259 Luyet,Jean	0:13,508
6 242 Kremers,Marijn	0:46,033	260 Hiltbrand,Pedro	0:18,000	203 Pex,Stan	0:14,443	221 Stell,Daniel	0:13,515
7 231 Paul,Maximilian	0:46,057	223 Schmitz,Alexander	0:18,012	231 Paul,Maximilian	0:14,445	242 Kremers,Marijn	0:13,551
8 203 Pex,Stan	0:46,076	242 Kremers,Marijn	0:18,017	223 Schmitz,Alexander	0:14,446	252 Benni,Tommaso	0:13,554
9 259 Luyet,Jean	0:46,119	203 Pex,Stan	0:18,020	233 Davies,Dylan	0:14,504	240 Skärås,Emil	0:13,555
10 232 Matisic,André	0:46,225	215 Rosati,Fabrizio	0:18,028	259 Luyet,Jean	0:14,538	237 Lang,Hannah	0:13,566
11 227 Tschentscher,Toni	0:46,237	210 Horn,Moritz	0:18,044	232 Matisic,André	0:14,542	227 Tschentscher,Toni	0:13,570
12 215 Rosati,Fabrizio	0:46,237	227 Tschentscher,Toni	0:18,056	255 Podobsky,Lukas	0:14,549	232 Matisic,André	0:13,581
13 210 Horn,Moritz	0:46,287	232 Matisic,André	0:18,079	227 Tschentscher,Toni	0:14,562	231 Paul,Maximilian	0:13,584
14 233 Davies,Dylan	0:46,321	233 Davies,Dylan	0:18,085	215 Rosati,Fabrizio	0:14,564	210 Horn,Moritz	0:13,597
15 252 Benni,Tommaso	0:46,344	218 Tubben,Max	0:18,129	218 Tubben,Max	0:14,568	215 Rosati,Fabrizio	0:13,601
16 218 Tubben,Max	0:46,440	252 Benni,Tommaso	0:18,138	263 Dzitev,Yuri	0:14,588	258 Cebrían,Gerard	0:13,619
17 255 Podobsky,Lukas	0:46,445	237 Lang,Hannah	0:18,138	230 Varhaug,Pål	0:14,592	218 Tubben,Max	0:13,624
18 258 Cebrían,Gerard	0:46,475	219 Johansson,Andreas	0:18,147	254 Kallasmaa,Kaspar	0:14,592	253 Bonsaudo,Louis	0:13,632
19 230 Varhaug,Pål	0:46,480	212 Specken,Guust	0:18,153	212 Specken,Guust	0:14,598	233 Davies,Dylan	0:13,638
20 261 Prosperi,Enrico	0:46,519	261 Prosperi,Enrico	0:18,159	210 Horn,Moritz	0:14,602	220 Lagerström,Linus	0:13,652
21 219 Johansson,Andreas	0:46,542	230 Varhaug,Pål	0:18,162	253 Bonsaudo,Louis	0:14,609	230 Varhaug,Pål	0:13,655
22 212 Specken,Guust	0:46,554	258 Cebrían,Gerard	0:18,168	258 Cebrían,Gerard	0:14,624	219 Johansson,Andreas	0:13,659
23 253 Bonsaudo,Louis	0:46,580	255 Podobsky,Lukas	0:18,170	220 Lagerström,Linus	0:14,628	254 Kallasmaa,Kaspar	0:13,681
24 263 Dzitev,Yuri	0:46,599	254 Kallasmaa,Kaspar	0:18,178	261 Prosperi,Enrico	0:14,646	212 Specken,Guust	0:13,683
25 213 Netiagovskii,Daniel	0:46,615	253 Bonsaudo,Louis	0:18,189	252 Benni,Tommaso	0:14,652	261 Prosperi,Enrico	0:13,695
26 254 Kallasmaa,Kaspar	0:46,639	213 Netiagovskii,Daniel	0:18,209	237 Lang,Hannah	0:14,664	263 Dzitev,Yuri	0:13,704
27 220 Lagerström,Linus	0:46,669	263 Dzitev,Yuri	0:18,211	213 Netiagovskii,Daniel	0:14,679	213 Netiagovskii,Daniel	0:13,713
28 237 Lang,Hannah	0:46,685	220 Lagerström,Linus	0:18,267	219 Johansson,Andreas	0:14,704	255 Podobsky,Lukas	0:13,719
29 208 Ratl,Cyrl	0:46,945	266 Forne,Antonio	0:18,317	208 Ratl,Cyrl	0:14,771	208 Ratl,Cyrl	0:13,799
30 266 Forne,Antonio	0:47,083	208 Ratl,Cyrl	0:18,343	266 Forne,Antonio	0:14,784	266 Forne,Antonio	0:13,816

R 2 DSKM (KZ2) Heat 1 B < > C

Die schnellsten Zeiten

Ort	Nr. Fahrername	Zeit	Streckenl.	Ø Speed
Ziel	201 Pex,Jorrit	0:45,871	1200 m	94,2 km/h
Sektion 1	201 Pex,Jorrit	0:17,941	531 m	106,5 km/h
Sektion 2	260 Hiltbrand,Pedro	0:14,374	390 m	97,7 km/h
Sektion 3	260 Hiltbrand,Pedro	0:13,467	279 m	74,6 km/h

	Snr.260 Hiltbrand,Pedro ESP CRG Holland			Snr.221 Strell,Daniel DEU Mach 1 Motorsport			Snr.223 Schmitz,Alexander DEU Alexander Schmitz			Snr.240 Skåras,Emil SWE ENERGY CORSE SRL			Snr.201 Pex,Jorrit NLD CRG Holland		
	theoretisch mögliche Bestzeit	Ziel	Sektion 3	theoretisch mögliche Bestzeit	Ziel	Sektion 3	theoretisch mögliche Bestzeit	Ziel	Sektion 3	theoretisch mögliche Bestzeit	Ziel	Sektion 3	theoretisch mögliche Bestzeit	Ziel	Sektion 3
best	0:45,949	0:18,000	0:14,374	0:45,980	0:17,965	0:14,404	0:45,964	0:18,012	0:14,446	0:45,970	0:17,990	0:14,394	0:45,871	0:17,941	0:14,417
Runde 1	0:48,976	0:20,068	0:14,953	0:50,415	0:41,463	0:14,844	0:48,768	0:19,891	0:14,885	0:49,266	0:20,361	0:14,951	0:50,244	0:20,706	0:15,430
Runde 2	0:47,676	0:18,467	0:15,132	0:46,980	0:18,270	0:14,932	0:46,914	0:18,292	0:14,886	0:47,236	0:18,169	0:14,882	0:46,844	0:18,424	0:14,705
Runde 3	0:46,343	0:18,156	0:14,520	0:46,218	0:18,158	0:14,483	0:46,361	0:18,214	0:14,568	0:46,381	0:18,252	0:14,497	0:46,529	0:18,473	0:14,538
Runde 4	0:46,138	0:18,127	0:14,448	0:46,106	0:18,086	0:14,463	0:46,153	0:18,112	0:14,500	0:46,993	0:18,580	0:14,712	0:46,244	0:18,047	0:14,614
Runde 5	0:46,153	0:18,000	0:14,513	0:46,335	0:18,167	0:14,544	0:46,899	0:18,745	0:14,537	0:46,193	0:18,182	0:14,436	0:46,091	0:18,052	0:14,508
Runde 6	0:46,319	0:18,065	0:14,694	0:46,680	0:18,136	0:14,923	0:46,556	0:18,072	0:14,738	0:46,054	0:17,990	0:14,467	0:45,871	0:17,941	0:14,417
Runde 7	0:46,001	0:18,017	0:14,460	0:46,075	0:18,028	0:14,469	0:46,052	0:18,069	0:14,477	0:46,215	0:18,003	0:14,620	0:46,201	0:17,951	0:14,654
Runde 8	0:46,036	0:18,056	0:14,437	0:46,069	0:18,046	0:14,457	0:46,014	0:18,012	0:14,469	0:46,025	0:18,076	0:14,394	0:46,005	0:18,077	0:14,442
Runde 9	0:46,001	0:18,125	0:14,408	0:46,125	0:18,097	0:14,513	0:46,169	0:18,028	0:14,543	0:45,970	0:17,995	0:14,406	0:46,036	0:18,055	0:14,498
Runde 10	0:46,041	0:18,034	0:14,466	0:45,980	0:17,965	0:14,420	0:46,102	0:18,094	0:14,475	0:46,024	0:18,042	0:14,400	0:46,009	0:17,993	0:14,483
Runde 11	0:45,949	0:18,034	0:14,374	0:46,026	0:17,972	0:14,404	0:46,262	0:18,203	0:14,523	0:46,112	0:18,052	0:14,454	0:46,098	0:18,037	0:14,475
Runde 12	0:46,000	0:18,017	0:14,439	0:46,072	0:17,976	0:14,502	0:46,008	0:18,033	0:14,449	0:46,164	0:18,027	0:14,468	0:46,260	0:18,150	0:14,558
Runde 13	0:46,154	0:18,100	0:14,491	0:46,029	0:18,019	0:14,468	0:45,964	0:18,017	0:14,446	0:46,019	0:18,004	0:14,438	0:46,245	0:18,071	0:14,608

R 2 DSKM (KZ2) Heat 1 B < > C

Die schnellsten Zeiten

Ort	Nr. Fahrername	Zeit	Streckenk.	Ø Speed
Ziel	201 Pex,Jorrit	0:45,871	1200 m	94,2 km/h
Sektion 1	201 Pex,Jorrit	0:17,941	531 m	106,5 km/h
Sektion 2	260 Hilbrand,Pedro	0:14,374	390 m	97,7 km/h
Sektion 3	260 Hilbrand,Pedro	0:13,467	279 m	74,6 km/h

	Smr.203 Pex,Stan NLD CRG Holland		Smr.231 Paul,Maximilian DEU DR S.R.L.		Smr.242 Kremers,Marijn ITA BIREL ART RACING S.R.L.		Smr.227 Tschentscher,Toni DEU SRP Racing Team		Smr.215 Rosari,Fabrizio ITA SRP Racing Team							
	theoretisch mögliche Bestzeit	0:45,966	theoretisch mögliche Bestzeit	0:45,998	theoretisch mögliche Bestzeit	0:45,990	theoretisch mögliche Bestzeit	0:46,188	theoretisch mögliche Bestzeit	0:46,193						
best	0:46,076	0:18,020	0:14,443	0:13,503	0:46,057	0:17,969	0:14,445	0:13,584	0:46,237	0:18,056	0:14,562	0:13,570	0:46,237	0:18,028	0:14,564	0:13,601
Runde 1	0:49,174	0:20,308	0:14,905	0:13,961	0:49,238	0:20,233	0:15,044	0:13,961	0:50,411	0:20,948	0:15,235	0:14,228	0:49,678	0:20,300	0:15,283	0:14,095
Runde 2	0:47,349	0:18,169	0:14,871	0:14,309	0:47,241	0:18,381	0:14,894	0:13,966	0:47,154	0:18,440	0:14,825	0:13,889	0:47,356	0:18,702	0:14,796	0:13,858
Runde 3	0:46,256	0:18,189	0:14,505	0:13,562	0:47,180	0:18,845	0:14,646	0:13,689	0:47,045	0:18,344	0:15,004	0:13,697	0:47,250	0:18,615	0:14,772	0:13,863
Runde 4	0:46,559	0:18,280	0:14,663	0:13,616	0:46,315	0:18,183	0:14,531	0:13,601	0:46,539	0:18,101	0:14,711	0:13,727	0:46,442	0:18,162	0:14,572	0:13,708
Runde 5	0:46,076	0:18,054	0:14,479	0:13,543	0:46,135	0:18,062	0:14,489	0:13,584	0:46,549	0:18,371	0:14,585	0:13,593	0:46,330	0:18,030	0:14,648	0:13,652
Runde 6	0:46,207	0:18,052	0:14,551	0:13,604	0:46,106	0:18,014	0:14,500	0:13,592	0:46,348	0:18,117	0:14,588	0:13,643	0:46,237	0:18,050	0:14,586	0:13,601
Runde 7	0:46,901	0:18,020	0:15,000	0:13,881	0:46,140	0:18,021	0:14,494	0:13,625	0:46,237	0:18,056	0:14,599	0:13,582	0:46,367	0:18,045	0:14,661	0:13,661
Runde 8	0:46,104	0:18,111	0:14,443	0:13,550	0:46,057	0:17,969	0:14,494	0:13,594	0:46,256	0:18,068	0:14,600	0:13,588	0:46,312	0:18,031	0:14,569	0:13,712
Runde 9	0:46,111	0:18,071	0:14,497	0:13,543	0:46,109	0:18,014	0:14,445	0:13,650	0:46,266	0:18,079	0:14,562	0:13,625	0:46,460	0:18,178	0:14,637	0:13,645
Runde 10	0:46,202	0:18,095	0:14,519	0:13,588	0:46,162	0:18,045	0:14,485	0:13,632	0:46,474	0:18,087	0:14,702	0:13,685	0:47,610	0:18,194	0:15,099	0:14,317
Runde 11	0:46,131	0:18,066	0:14,562	0:13,503	0:46,223	0:18,143	0:14,467	0:13,613	0:46,552	0:18,157	0:14,714	0:13,681	0:46,261	0:18,028	0:14,564	0:13,669
Runde 12	0:46,118	0:18,054	0:14,551	0:13,513	0:46,127	0:18,033	0:14,500	0:13,594	0:46,348	0:18,148	0:14,595	0:13,605	0:46,813	0:18,103	0:14,601	0:14,109
Runde 13	0:46,274	0:18,090	0:14,538	0:13,646	0:46,280	0:18,125	0:14,538	0:13,617	0:46,359	0:18,141	0:14,648	0:13,570	0:47,001	0:18,172	0:15,092	0:13,737

R 2 DSKM (K22) Heat 1 B < > C

Die schnellsten Zeiten

Ort	Nr. Fahrername	Zeit	Streckent.	Ø Speed
Ziel	201 Pex,Jorrit	0:45,871	1200 m	94,2 km/h
Sektion 1	201 Pex,Jorrit	0:17,941	531 m	106,5 km/h
Sektion 2	260 Hilbrand,Pedro	0:14,374	390 m	97,7 km/h
Sektion 3	260 Hilbrand,Pedro	0:13,467	279 m	74,6 km/h

Runde	Smr.210 Horn,Moritz DEU TB Racing Team			Smr.232 Matisic,André DEU Solgat Motorsport			Smr.233 Davies,Dylan NLD Zanardi racing team			Smr.218 Tubben,Max NLD CRG Holland			Smr.259 Luyet,Jean CHE CRG Holland		
	theoretisch mögliche Bestzeit	Ziel	Sektion 3	theoretisch mögliche Bestzeit	Ziel	Sektion 3	theoretisch mögliche Bestzeit	Ziel	Sektion 3	theoretisch mögliche Bestzeit	Ziel	Sektion 3	theoretisch mögliche Bestzeit	Ziel	Sektion 3
best	0:46,287	0:18,044	0:14,602	0:46,225	0:18,079	0:14,542	0:46,321	0:18,085	0:14,504	0:46,440	0:18,129	0:14,568	0:46,119	0:17,960	0:14,538
Runde 1	0:50,220	0:20,728	0:15,336	0:49,957	0:20,463	0:15,305	0:50,401	0:20,807	0:15,352	0:50,156	0:20,423	0:15,538	0:49,422	0:20,455	0:14,952
Runde 2	0:47,240	0:19,386	0:14,963	0:47,217	0:18,535	0:14,843	0:47,868	0:19,362	0:14,884	0:47,734	0:18,382	0:15,026	0:47,207	0:18,404	0:14,853
Runde 3	0:47,271	0:18,685	0:14,847	0:47,567	0:19,113	0:14,810	0:46,601	0:18,277	0:14,613	0:46,836	0:18,226	0:14,835	0:52,316	0:23,355	0:15,286
Runde 4	0:46,645	0:18,180	0:14,723	0:46,549	0:18,231	0:14,630	0:46,874	0:18,415	0:14,626	0:46,855	0:18,453	0:14,665	0:46,340	0:18,147	0:14,631
Runde 5	0:47,453	0:18,930	0:14,722	0:46,667	0:18,373	0:14,660	0:46,522	0:18,246	0:14,507	0:46,568	0:18,167	0:14,568	0:46,438	0:18,006	0:14,538
Runde 6	0:46,350	0:18,065	0:14,620	0:46,296	0:18,132	0:14,563	0:46,483	0:18,125	0:14,720	0:46,460	0:18,191	0:14,610	0:46,272	0:18,114	0:14,549
Runde 7	0:46,401	0:18,161	0:14,643	0:46,304	0:18,135	0:14,588	0:46,423	0:18,085	0:14,590	0:46,892	0:18,129	0:14,684	0:46,228	0:18,134	0:14,586
Runde 8	0:46,307	0:18,061	0:14,644	0:46,225	0:18,088	0:14,542	0:46,419	0:18,206	0:14,504	0:46,767	0:18,183	0:14,793	0:46,430	0:17,960	0:14,623
Runde 9	0:46,287	0:18,053	0:14,619	0:46,322	0:18,126	0:14,592	0:46,440	0:18,190	0:14,528	0:46,582	0:18,256	0:14,599	0:46,599	0:18,122	0:14,651
Runde 10	0:46,390	0:18,044	0:14,619	0:46,761	0:18,079	0:14,599	0:46,342	0:18,124	0:14,549	0:46,440	0:18,193	0:14,623	0:46,418	0:18,214	0:14,625
Runde 11	0:46,404	0:18,147	0:14,602	0:46,335	0:18,127	0:14,592	0:46,389	0:18,161	0:14,545	0:46,459	0:18,164	0:14,606	0:46,311	0:18,053	0:14,619
Runde 12	0:46,473	0:18,152	0:14,658	0:46,424	0:18,126	0:14,598	0:46,321	0:18,125	0:14,534	0:46,450	0:18,212	0:14,606	0:46,119	0:17,988	0:14,615
Runde 13	0:47,378	0:18,284	0:15,147	0:47,789	0:18,221	0:15,612	0:46,788	0:18,159	0:14,710	0:46,627	0:18,255	0:14,686	0:46,524	0:18,169	0:14,681

R 2 DSKM (KZ2) Heat 1 B < > C

Die schnellsten Zeiten

Ort	Nr. Fahrername	Zeit	Streckenk.	Ø Speed
Ziel	201 Pex,Jorrit	0:45,871	1200 m	94,2 km/h
Sektion 1	201 Pex,Jorrit	0:17,941	531 m	106,5 km/h
Sektion 2	260 Hilbrand,Pedro	0:14,374	390 m	97,7 km/h
Sektion 3	260 Hilbrand,Pedro	0:13,467	279 m	74,6 km/h

	Smr.230 Varhaug,Pål NOR CRG Holland			Smr.261 Prospero,Enrico ESP CRG Holland			Smr.219 Johansson,Andreas SWE CRG Holland			Smr.253 Bonsauto,Louis FRA Louis Bonsauto			Smr.255 Podobsky,Lukas CZE Lukas Podobsky		
	theoretisch mögliche Bestzeit	Ziel	Bestzeit	theoretisch mögliche Bestzeit	Ziel	Bestzeit	theoretisch mögliche Bestzeit	Ziel	Bestzeit	theoretisch mögliche Bestzeit	Ziel	Bestzeit	theoretisch mögliche Bestzeit	Ziel	Bestzeit
best	0:46,480	0:18,162	0:14,592	0:46,519	0:18,159	0:14,646	0:46,542	0:18,147	0:14,704	0:46,580	0:18,189	0:14,609	0:46,445	0:18,170	0:14,549
Runde 1	0:50,749	0:21,054	0:15,560	0:50,980	0:21,080	0:15,394	0:50,609	0:20,565	0:15,555	0:51,139	0:21,210	0:15,777	0:51,121	0:20,994	0:15,618
Runde 2	0:47,663	0:19,516	0:14,977	0:47,606	0:18,361	0:14,935	0:47,451	0:18,418	0:15,147	0:47,594	0:18,477	0:15,240	0:47,894	0:18,474	0:14,841
Runde 3	0:46,864	0:19,330	0:14,837	0:47,027	0:18,453	0:14,753	0:47,227	0:19,581	0:14,858	0:47,178	0:18,488	0:14,901	0:46,884	0:18,361	0:14,667
Runde 4	0:46,749	0:19,376	0:14,653	0:46,775	0:18,176	0:14,834	0:46,843	0:18,212	0:14,832	0:46,816	0:18,252	0:14,830	0:46,792	0:18,308	0:14,676
Runde 5	0:46,701	0:18,176	0:14,658	0:46,654	0:18,230	0:14,678	0:46,727	0:18,174	0:14,834	0:46,909	0:18,267	0:14,822	0:46,493	0:18,170	0:14,580
Runde 6	0:46,484	0:18,175	0:14,608	0:46,519	0:18,172	0:14,648	0:46,891	0:18,183	0:14,809	0:46,908	0:18,501	0:14,721	0:46,656	0:18,243	0:14,658
Runde 7	0:47,057	0:18,608	0:14,689	0:46,603	0:18,226	0:14,652	0:46,750	0:18,174	0:14,787	0:46,725	0:18,189	0:14,693	0:46,726	0:18,276	0:14,587
Runde 8	0:47,044	0:18,549	0:14,656	0:46,973	0:18,188	0:14,683	0:46,656	0:18,243	0:14,748	0:46,721	0:18,244	0:14,775	0:46,826	0:18,312	0:14,644
Runde 9	0:46,586	0:18,162	0:14,708	0:46,913	0:18,272	0:14,896	0:46,542	0:18,147	0:14,704	0:46,580	0:18,269	0:14,609	0:47,174	0:18,663	0:14,721
Runde 10	0:46,909	0:18,216	0:14,664	0:46,851	0:18,399	0:14,757	0:47,082	0:18,220	0:15,078	0:47,045	0:18,199	0:14,883	0:47,331	0:18,762	0:14,741
Runde 11	0:46,480	0:18,233	0:14,592	0:46,531	0:18,159	0:14,668	0:46,891	0:18,193	0:14,745	0:46,766	0:18,269	0:14,655	0:46,960	0:18,307	0:14,684
Runde 12	0:46,521	0:18,202	0:14,660	0:46,668	0:18,247	0:14,646	0:47,357	0:18,443	0:14,973	0:47,314	0:18,371	0:15,003	0:48,188	0:19,074	0:15,222
Runde 13															

R 2 DSKM (KZ2) Heat 1 B < > C

Die schnellsten Zeiten

Ort	Nr. Fahrername	Zeit	Streckenkil.	Ø Speed
Ziel	201 Pex,Jorrit	0:45,871	1200 m	94,2 km/h
Sektion 1	201 Pex,Jorrit	0:17,941	531 m	106,5 km/h
Sektion 2	260 Hilbrand,Pedro	0:14,374	390 m	97,7 km/h
Sektion 3	260 Hilbrand,Pedro	0:13,467	279 m	74,6 km/h

Runde	Smr.258 Cebrian,Gerard ESP CRG Holland			Smr.254 Kallasmaa,Kaspar EST Kaspar Kallasmaa			Smr.252 Benni,Tommaso ITA Tommaso Benni			Smr.212 Specken,Guust NLD Guust Specken			Smr.263 Dzitiev,Yuri RUS Ward Racing		
	theoretisch mögliche Bestzeit	Ziel	Bestzeit	theoretisch mögliche Bestzeit	Ziel	Bestzeit	theoretisch mögliche Bestzeit	Ziel	Bestzeit	theoretisch mögliche Bestzeit	Ziel	Bestzeit	theoretisch mögliche Bestzeit	Ziel	Bestzeit
best	0:46,475	0:18,168	0:14,624	0:46,639	0:18,178	0:14,592	0:46,344	0:18,138	0:14,652	0:46,554	0:18,153	0:14,598	0:46,599	0:18,211	0:14,588
Runde 1	0:52,195	0:21,469	0:15,709	0:53,081	0:21,525	0:16,608	0:52,509	0:21,546	0:16,003	0:51,921	0:20,898	0:16,035	0:53,577	0:21,729	0:16,568
Runde 2	0:47,314	0:18,411	0:14,833	0:47,532	0:18,424	0:14,976	0:47,258	0:18,638	0:14,855	0:47,215	0:18,448	0:14,868	0:47,519	0:18,825	0:14,841
Runde 3	0:49,169	0:18,612	0:16,002	0:48,230	0:18,523	0:14,881	0:49,221	0:18,614	0:15,272	0:52,227	0:18,495	0:15,401	0:48,065	0:18,609	0:15,100
Runde 4	0:47,326	0:18,724	0:14,844	0:47,768	0:18,501	0:15,071	0:47,546	0:18,620	0:15,059	0:46,878	0:18,291	0:14,825	0:47,824	0:18,392	0:15,193
Runde 5	0:46,870	0:18,347	0:14,771	0:47,414	0:18,951	0:14,747	0:46,786	0:18,465	0:14,696	0:47,108	0:18,250	0:14,874	0:47,367	0:18,729	0:14,781
Runde 6	0:46,569	0:18,287	0:14,624	0:46,657	0:18,187	0:14,703	0:46,344	0:18,138	0:14,652	0:46,554	0:18,159	0:14,656	0:46,599	0:18,220	0:14,675
Runde 7	0:46,571	0:18,223	0:14,676	0:46,668	0:18,239	0:14,595	0:46,626	0:18,291	0:14,663	0:46,612	0:18,242	0:14,687	0:46,674	0:18,340	0:14,601
Runde 8	0:46,606	0:18,227	0:14,646	0:46,639	0:18,243	0:14,715	0:46,700	0:18,190	0:14,756	0:46,589	0:18,219	0:14,598	0:46,653	0:18,320	0:14,588
Runde 9	0:46,536	0:18,208	0:14,681	0:47,305	0:18,178	0:14,841	0:46,624	0:18,210	0:14,744	0:46,971	0:18,198	0:14,681	0:47,326	0:18,266	0:14,630
Runde 10	0:46,594	0:18,286	0:14,686	0:47,448	0:18,417	0:14,743	0:46,607	0:18,241	0:14,732	0:47,148	0:18,499	0:14,724	0:47,092	0:18,411	0:14,623
Runde 11	0:46,517	0:18,185	0:14,648	0:46,865	0:18,434	0:14,592	0:46,798	0:18,267	0:14,741	0:47,507	0:18,598	0:15,142	0:47,760	0:18,958	0:14,968
Runde 12	0:46,487	0:18,168	0:14,700	0:46,802	0:18,181	0:14,654	0:46,738	0:18,362	0:14,716	0:46,767	0:18,269	0:14,726	0:47,801	0:19,192	0:14,877
Runde 13	0:46,475	0:18,176	0:14,632	0:47,544	0:18,349	0:15,286	0:46,587	0:18,184	0:14,705	0:47,780	0:18,153	0:15,457	0:47,185	0:18,211	0:14,709

GERMAN KARTING CHAMPIONSHIPS 2018

13-15 / 04 / 2018

DMSB RegNr 88-2018

R 2 DSKM (K22) Heat 1 B < > C

Die schnellsten Zeiten

Ort	Nr. Fahrername	Zeit	Streckenk.	Ø Speed
Ziel	201 Pex,Jorrit	0:45,871	1200 m	94,2 km/h
Sektion 1	201 Pex,Jorrit	0:17,941	531 m	106,5 km/h
Sektion 2	260 Hilbrand,Pedro	0:14,374	390 m	97,7 km/h
Sektion 3	260 Hilbrand,Pedro	0:13,467	279 m	74,6 km/h

Runde	Snr.237 Lang,Hannah GBR MK Racing			Snr.266 Forne,Antonio ESP CRG Holland			Snr.213 Nettiagowski,Daniel CZE Gregor Kart s.r.o.			Snr.208 Ratl,Cyrl CHE Kart-Club Oerlikon			Snr.220 Lagerström,Linus SWE JP Racing		
	theoretisch mögliche Bestzeit	Ziel	Sektion 3	theoretisch mögliche Bestzeit	Ziel	Sektion 3	theoretisch mögliche Bestzeit	Ziel	Sektion 3	theoretisch mögliche Bestzeit	Ziel	Sektion 3	theoretisch mögliche Bestzeit	Ziel	Sektion 3
best	0:46,685	0:18,138	0:14,664	0:47,083	0:18,317	0:14,784	0:46,615	0:18,209	0:14,679	0:46,945	0:18,343	0:14,771	0:46,669	0:18,267	0:14,628
Runde 1	0:52,555	0:21,404	0:15,990	0:52,677	0:21,507	0:16,165	0:51,207	0:20,721	0:15,760	0:53,715	0:21,695	0:16,628	1:12,927	0:20,938	0:15,980
Runde 2	0:47,115	0:19,514	0:14,844	0:47,720	0:18,609	0:15,051	0:47,569	0:18,493	0:14,891	0:48,421	0:19,309	0:15,107	0:47,649	0:18,942	0:14,951
Runde 3	0:48,941	0:18,435	0:15,560	0:49,080	0:19,110	0:15,460	0:49,163	0:18,672	0:15,532	0:47,668	0:18,558	0:15,030	0:46,964	0:18,450	0:14,750
Runde 4	0:48,340	0:18,735	0:15,089	0:47,576	0:18,408	0:15,108	0:47,988	0:19,198	0:14,766	0:47,681	0:18,447	0:15,181	0:46,850	0:18,343	0:14,741
Runde 5	0:46,723	0:18,396	0:14,761	0:48,423	0:18,800	0:15,280	0:47,544	0:18,943	0:14,811	0:48,206	0:18,668	0:15,476	0:46,723	0:18,351	0:14,720
Runde 6	0:46,732	0:18,138	0:14,827	0:47,083	0:18,397	0:14,856	0:46,777	0:18,257	0:14,811	0:47,366	0:18,623	0:14,783	0:46,669	0:18,267	0:14,700
Runde 7	0:46,685	0:18,317	0:14,664	0:47,170	0:18,489	0:14,784	0:46,615	0:18,209	0:14,693	0:47,173	0:18,461	0:14,771	0:46,755	0:18,273	0:14,759
Runde 8	0:46,696	0:18,263	0:14,731	0:47,196	0:18,317	0:14,949	0:46,815	0:18,245	0:14,762	0:47,119	0:18,376	0:14,828	0:46,780	0:18,433	0:14,628
Runde 9	0:48,195	0:18,260	0:14,856	0:47,229	0:18,464	0:14,919	0:47,590	0:18,535	0:14,844	0:47,342	0:18,735	0:14,775	0:47,222	0:18,448	0:14,832
Runde 10	0:47,413	0:18,449	0:14,739	0:47,202	0:18,397	0:14,989	0:47,102	0:18,504	0:14,726	0:47,343	0:18,734	0:14,785	0:46,873	0:18,306	0:14,793
Runde 11	0:47,609	0:18,509	0:15,362	0:48,988	0:18,346	0:16,434	0:47,028	0:18,414	0:14,780	0:47,225	0:18,430	0:14,921	0:47,083	0:18,449	0:14,806
Runde 12	0:47,722	0:18,921	0:15,009	0:47,542	0:18,775	0:14,888	0:47,011	0:18,339	0:14,727	0:46,945	0:18,343	0:14,803	0:47,438	0:18,537	0:15,128
Runde 13	0:47,066	0:18,433	0:14,859	0:47,928	0:18,605	0:15,455	0:48,769	0:18,555	0:16,088	0:47,647	0:18,498	0:14,961	0:47,533	0:18,422	0:14,872



Groups DSKM (K22)

Group A

Pos.	Stnr No.	Fahrer Driver	Nation	Bewerber Sponsor	Nation
1	204	Federer, Fabian	ITA	SRP Racing Team	GER
4	214	Giardelli, Alessandro	ITA	CRG Holland	NLD
7	236	Hold, Christoph	AUT	Maramellokart SRL	AUT
10	234	Vasile, Daniel	ROU	DR S.R.L.	ITA
13	251	Habulin, Kristijan	HRV	KK1	HRV
16	224	Lanzani, William	ITA	BIREL ART RACING KSW	AUT
19	264	Baldi, Alessio	ITA	INTREPID DRIVER PROGRAM SRL	ITA
22	217	Tornqvist-Persson, Benjamin	SWE	CRG Holland	NLD
25	228	Pieruszek, Kevin	DEU	BIREL ART RACING KSW	AUT
28	239	La Martina, Alessio	ITA	SRP Racing Team	DEU
31	241	Peklin, Ivan	UKR	Victory Racing Team	UKR
34	238	Jilek, Michal	CZE	Solgat Motorsport	DEU
37	265	Munaretto, Luca	ITA	Anna-Maria Kokosioulis	ITA
40	211	Mrosek, Michael	DEU	Team AK RACING	AUT
43	207	Nilsson, Brandon	SWE	Innrepid Driver Program Srl	ITA
46	256	Costa, Francesco	ITA	Francesco Costa	ITA

Group B

Pos.	Stnr No.	Fahrer Driver	Nation	Bewerber Sponsor	Nation
2	260	Hilbrand, Pedro	ESP	CRG Holland	NLD
5	223	Schnitz, Alexander	DEU	Alexander Schnitz	DEU
8	203	Pex, Stan	NLD	CRG Holland	NLD
11	201	Pex, Jorrit	NLD	CRG Holland	NLD
14	231	Paul, Maximilian	DEU	DK S.R.L.	ITA
17	215	Rosani, Fabrizio	ITA	SRP Racing Team	DEU
20	227	Tschentscher, Toni	DEU	SRP Racing Team	DEU
23	255	Podobsky, Lukas	CZE	Lukas Podobsky	CZE
26	252	Benni, Tommaso	ITA	Tommaso Benni	ITA
29	218	Tubben, Max	NLD	CRG Holland	NLD
32	258	Cebrian, Gerard	ESP	CRG Holland	NLD
35	219	Johansson, Andreas	SWE	CRG Holland	NLD
38	212	Specken, Guust	NLD	Goust Specken	NLD
41	237	Lang, Hannah	GBR	MK Racing	GBR
44	266	Forne, Antonio	ESP	CRG Holland	NLD

Group C

Pos.	Stnr No.	Fahrer Driver	Nation	Bewerber Sponsor	Nation
3	221	Stell, Daniel	DEU	Mach1 Motorsport	GER
6	240	Skárás, Emil	SWE	ENERGY CORSE SRL	ALI
9	259	Luyet, Jean	CHE	CRG Holland	DNK
12	242	Kreiners, Marijin	ITA	BIREL ART RACING S.R.L.	ALI
15	210	Horn, Moritz	DEU	TB Racing Team	DEU
18	230	Varhaug, Pål	NOR	CRG Holland	DNK
21	232	Matšić, André	DEU	Solgat Motorsport	DEU
24	263	Dritnev, Yuri	RUS	Ward Racing	SWE
27	261	Prosperi, Enrico	ESP	CRG Holland	DNK
30	233	Davies, Dylan	NLD	Zanardi racing team	NLD
33	253	Bonsaudo, Louis	FRA	Louis Bonsaudo	FRA
36	213	Nettagovskii, Daniel	CZE	Gregor Kart s.r.o.	CZE
39	220	Lagerström, Linus	SWE	JP Racing	SWE
42	208	Raf, Cyril	CHE	Kart-Club Oerlikon	CHE
45	254	Kallasmaa, Kaspar	EST	Kaspar Kallasmaa	EST

Rennleitung: Kai Medelfind Racedirektor: Thomas Laine
 Sportkommissare: Th. Ferrero / U. Bell / H. Seidel / P. Acerbi
 Techn. Kommissare: H.-J. / M. Grasshoff / C. Schmidt / D. Pietzko / M. Somera / A. Marzanti
 Zeitnahme: KART-DATA timing service Franz Schliesler / Martin Summere



15	266	CRG Holland Forne Antonio Startposition 30	16	256	Francesco Costa Costa Francesco Startposition 31
14	237	MK Racing Lang Hannah Startposition 28	15	207	Intrepid Driver Program Srl Nilsson Brandon Startposition 29
13	212	Guust Specken Specken Guust Startposition 26	14	211	Team AK RACING Mrosek Michael Startposition 27
12	219	CRG Holland Johansson Andreas Startposition 24	13	265	Anna-Maria Kokosioulis Munaretto Luca Startposition 25
11	258	CRG Holland Cebrian Gerard Startposition 22	12	238	Solgat Motorsport Jilek Michal Startposition 23
10	218	CRG Holland Tubben Max Startposition 20	11	241	Victory Racing Team Peklin Ivan Startposition 21
9	252	Tommaso Benni Benni Tommaso Startposition 18	10	239	SRP Racing Team La Martina Alessio Startposition 19
8	255	Lukas Podobsky Podobsky Lukas Startposition 16	9	228	BIREL ART RACING KSW Pieruszek Kevin Startposition 17
7	227	SRP Racing Team Tschentscher Toni Startposition 14	8	217	CRG Holland Tornqvist-Persson Benjamin Startposition 15
6	215	SRP Racing Team Rosati Fabrizio Startposition 12	7	264	INTREPID DRIVER PROGRAM SRL Baldi Alessio Startposition 13
5	231	DR S.R.L. Paul Maximilian Startposition 10	6	224	BIREL ART RACING KSW Lanzeni William Startposition 11
4	201	CRG Holland Pex Jorrit Startposition 8	5	251	KK1 Habulin Kristijan Startposition 9
3	203	CRG Holland Pex Stan Startposition 6	4	234	DR S.R.L. Vasile Daniel Startposition 7
2	223	Alexander Schmitz Schmitz Alexander Startposition 4	3	236	Maranellokart SRL Hold Christoph Startposition 5
1	260	CRG Holland Hiltbrand Pedro Startposition 2	2	214	CRG Holland Giardelli Allesandro Startposition 3
			1	204	SRP Racing Team Federer Fabian Startposition 1



Starting Grid Group A - B DSKM (KZ2)

Rennen 10



15	254	Kaspar Kallasmaa Kallasmaa Kaspar Startposition 30	16	256	Francesco Costa Costa Francesco Startposition 31
14	208	Kart-Club Oerlikon Ratl Cyril Startposition 28	15	207	Intrepid Driver Program Srl Nilsson Brandon Startposition 29
13	220	JP Racing Lagerström Linus Startposition 26	14	211	Team AK RACING Mrosek Michael Startposition 27
12	213	Gregor Kart s.r.o. Netiagovskii Daniel Startposition 24	13	265	Anna-Maria Kokosioulis Munaretto Luca Startposition 25
11	253	Louis Bonsaudo Bonsaudo Louis Startposition 22	12	238	Solgat Motorsport Jilek Michal Startposition 23
10	233	Zanardi racing team Davies Dylan Startposition 20	11	241	Victory Racing Team Peklin Ivan Startposition 21
9	261	CRG Holland Prosperi Enrico Startposition 18	10	239	SRP Racing Team La Martina Alessio Startposition 19
8	263	Ward Racing Dzitiev Yuri Startposition 16	9	228	BIREL ART RACING KSW Pieruszek Kevin Startposition 17
7	232	Solgat Motorsport Maticic André Startposition 14	8	217	CRG Holland Tornqvist-Persson Benjamin Startposition 15
6	230	CRG Holland Varhaug Pål Startposition 12	7	264	INTREPID DRIVER PROGRAM SRL Baldi Alessio Startposition 13
5	210	TB Racing Team Horn Moritz Startposition 10	6	224	BIREL ART RACING KSW Lanzeni William Startposition 11
4	242	BIREL ART RACING S.R.L. Kremers Marijn Startposition 8	5	251	KK1 Habulin Kristijan Startposition 9
3	259	CRG Holland Luyet Jean Startposition 6	4	234	DR S.R.L. Vasile Daniel Startposition 7
2	240	ENERGY CORSE SRL Skāras Emil Startposition 4	3	236	Maranellokart SRL Hold Christoph Startposition 5
1	221	Mach1 Motorsport Stell Daniel Startposition 2	2	214	CRG Holland Giardelli Alessandro Startposition 3
			1	204	SRP Racing Team Federer Fabian Startposition 1



Starting Grid Group A - C DSKM (KZ2)

Rennen 6



15	254	Kaspar Kallasmaa Kallasmaa Kaspar Startposition 30	15	266	CRG Holland Forne Antonio Startposition 29
14	208	Kart-Club Oerlikon Ratl Cyril Startposition 28	14	237	MK Racing Lang Hannah Startposition 27
13	220	JP Racing Lagerström Linus Startposition 26	13	212	Guust Specken Specken Guust Startposition 25
12	213	Gregor Kart s.r.o. Netiagovskii Daniel Startposition 24	12	219	CRG Holland Johansson Andreas Startposition 23
11	253	Louis Bonsaudo Bonsaudo Louis Startposition 22	11	258	CRG Holland Cebrian Gerard Startposition 21
10	233	Zanardi racing team Davies Dylan Startposition 20	10	218	CRG Holland Tubben Max Startposition 19
9	261	CRG Holland Prosperi Enrico Startposition 18	9	252	Tommaso Benni Benni Tommaso Startposition 17
8	263	Ward Racing Dzitiev Yuri Startposition 16	8	255	Lukas Podobsky Podobsky Lukas Startposition 15
7	232	Solgat Motorsport Matic Andre Startposition 14	7	227	SRP Racing Team Tschentscher Toni Startposition 13
6	230	CRG Holland Varhaug Pål Startposition 12	6	215	SRP Racing Team Rosati Fabrizio Startposition 11
5	210	TB Racing Team Horn Moritz Startposition 10	5	231	DR S.R.L. Paul Maximilian Startposition 9
4	242	BIREL ART RACING S.R.L. Kremers Marijn Startposition 8	4	201	CRG Holland Pex Jorrit Startposition 7
3	259	CRG Holland Luyet Jean Startposition 6	3	203	CRG Holland Pex Stan Startposition 5
2	240	ENERGY CORSE SRL Skåras Emil Startposition 4	2	223	Alexander Schmitz Schmitz Alexander Startposition 3
1	221	Mach1 Motorsport Stell Daniel Startposition 2	1	260	CRG Holland Hiltbrand Pedro Startposition 1



Starting Grid Group B - C DSKM (KZ2)

Rennen 2

Ranking Qualifying Practice DSKM (K22)

Strecke / track: 1200m
 started: 46 not classified: 0

Doc. 14



Pos	Str. Nr.	Fahrer / Driver	Nation	Bewerber/Sponsor	Nation	Lizenz / B-Lizenz	Chassis/Motor/Reifen	Hn. Laps	schnelste Zeit fastest Lap	Abstand Gap	Laut Heat	Hn. Lp	Zeit Time
1	204	Federer, Fabian	ITA	SRP Racing Team	DEU	353643 KBF1156791	CRG / TM / Vega	6	0:45,500		1	6	0:45,500
2	260	Hiltbrand, Pedro	ESP	CRG Holland	NLD	301202 15521	CRG / TM / Vega	5	0:45,607	0:00,107	1	5	0:45,607
3	221	Stell, Daniel	DEU	Mach1 Motorsport	DEU	IKB 1138227 KBF 1005514	MACH1 / TM / Vega	6	0:45,639	0:00,032	2	6	0:45,639
4	214	Giardelli, Alessandro	ITA	CRG Holland	NLD	346470 15521	CRG / TM / Vega	6	0:45,645	0:00,006	2	6	0:45,645
5	223	Schmitz, Alexander	DEU	Alexander Schmitz	DEU	IKA 1120614 IKA 1120614	Tony Kart / Vortex / Vega	6	0:45,694	0:00,049	1	6	0:45,694
6	240	Skåras, Emil	SWE	ENERGY CORSE SRL	ITA	199805302198 295423	ENERGY / TM / Vega	5	0:45,702	0:00,008	2	5	0:45,702
7	236	Hold, Christoph	AUT	Maranellokart SRL	AUT	JK 2017 298671	Maranello / TM / Vega	8	0:45,727	0:00,025	1	8	0:45,727
8	203	Pex, Stan	NLD	CRG Holland	NLD	31772 15521	CRG / TM / Vega	6	0:45,774	0:00,047	2	6	0:45,774
9	259	Luyet, Jean	CHE	CRG Holland	NLD	505028 15521	CRG / TM / Vega	6	0:45,779	0:00,005	1	6	0:45,779
10	234	Vasile, Daniel	ROU	DR S.R.L.	ITA	11 296449	DR / Modena / Vega	6	0:45,784	0:00,005	1	6	0:45,784
11	201	Pex, Jorrit	NLD	CRG Holland	NLD	27382 15521	CRG / TM / Vega	5	0:45,799	0:00,015	2	5	0:45,799
12	242	Kremers, Marijn	ITA	BIREL ART RACING S.R.L.	ITA	28576 370004	BIREL ART / TM / Vega	6	0:45,819	0:00,020	1	6	0:45,819
13	251	Habulin, Kristijan	HRV	KK1	HRV	0646 1	TB kart / TM / Vega	5	0:45,893	0:00,074	2	5	0:45,893
14	231	Paul, Maximilian	DEU	DR S.R.L.	ITA	IKC 1140086 296449	DR / Modena / Vega	5	0:45,906	0:00,013	2	5	0:45,906
15	210	Horn, Moritz	DEU	TB Racing Team	DEU	IKB 1132818 KBF 1116906	Kart Republic / TM / Vega	7	0:45,930	0:00,024	1	7	0:45,930
16	224	Lanzeni, William	ITA	BIREL ART RACING KSW	AUT	355886 BK 102	BirelART / TM / Vega	6	0:45,981	0:00,051	1	6	0:45,981
17	215	Rosati, Fabrizio	ITA	SRP Racing Team	DEU	366709 KBF1156791	CRG / TM / Vega	6	0:46,023	0:00,042	2	6	0:46,023
18	230	Varhaug, Pål	NOR	CRG Holland	NLD	28345 15521	CRG / TM / Vega	6	0:46,068	0:00,045	2	6	0:46,068
19	264	Baldi, Alessio	ITA	INTREPID DRIVER PROGRAM SRL	ITA	303173 295717	INTREPID / TM / Vega	6	0:46,077	0:00,009	2	6	0:46,077
20	227	Tschentscher, Toni	DEU	SRP Racing Team	DEU	IKC 1133992 KBF 1156791	CRG / TM / Vega	5	0:46,080	0:00,003	2	5	0:46,080
21	232	Maticic, André	DEU	Solgat Motorsport	DEU	IKB 1083048 KBF 1079882	BirelART / TM / Vega	6	0:46,085	0:00,005	2	6	0:46,085
22	217	Tornqvist-Persson, Benjamin	SWE	CRG Holland	NLD	199810314592 15521	CRG / TM / Vega	6	0:46,132	0:00,047	1	6	0:46,132
23	255	Podobsky, Lukas	CZE	Lukas Podobsky	CZE	18AS0458 18A0101	BirelArt / TM / Vega	7	0:46,135	0:00,003	1	7	0:46,135
24	263	Dzitiev, Yuri	RUS	Ward Racing	SWE	18535 102	Tonykart / TM / Vega	6	0:46,145	0:00,010	2	6	0:46,145
25	228	Pieruszek, Kevin	DEU	BIREL ART RACING KSW	AUT	IKB 1124247 BK 102	BirelART / TM / Vega	6	0:46,169	0:00,024	1	6	0:46,169
26	252	Benni, Tommaso	ITA	Tommaso Benni	ITA	303851 303851	BIREL / TM RACING / Vega	6	0:46,188	0:00,019	1	6	0:46,188
27	261	Prosperi, Enrico	ESP	CRG Holland	NLD	11B0009 15521	CRG / TM / Vega	6	0:46,231	0:00,043	1	6	0:46,231
28	239	La Martina, Alessio	ITA	SRP Racing Team	DEU	406383 KBF 1156791	CRG / TM / Vega	6	0:46,232	0:00,001	1	6	0:46,232
29	218	Tubben, Max	NLD	CRG Holland	NLD	33495 15521	CRG / TM / Vega	6	0:46,241	0:00,009	2	6	0:46,241
30	233	Davies, Dylan	NLD	Zanardi racing team	NLD	18909 28613	Zanardi / TM / Vega	6	0:46,248	0:00,007	2	6	0:46,248
31	241	Peklin, Ivan	UKR	Victory Racing Team	UKR	CS 28.0009.18 CT 28.0005.18	Maranello / TM / Vega	5	0:46,261	0:00,013	2	5	0:46,261
32	258	Cebrian, Gerard	ESP	CRG Holland	NLD	46151222C 15521	CRG / TM / Vega	4	0:46,311	0:00,050	2	4	0:46,311
33	253	Bonsaudo, Louis	FRA	Louis Bonsaudo	FRA	219713 219713	jb17 / TM / Vega	6	0:46,393	0:00,082	2	6	0:46,393
34	238	Jilek, Michal	CZE	Solgat Motorsport	DEU	18AS0808 KBF 1079882	BirelART / TM / Vega	6	0:46,428	0:00,035	1	6	0:46,428
35	219	Johansson, Andreas	SWE	CRG Holland	NLD	19990725875 15521	CRG / TM / Vega	6	0:46,429	0:00,001	1	6	0:46,429
36	213	Netiagovskii, Daniel	CZE	Gregor Kart s.r.o.	CZE	925 338	Tony Kart / TM / Vega	6	0:46,437	0:00,008	2	6	0:46,437
37	265	Munaretto, Luca	ITA	Anna-Maria Kokosioulis	ITA	398070 398068	CRG / TM / Vega	8	0:46,474	0:00,037	1	8	0:46,474
38	212	Specken, Guust	NLD	Guust Specken	NLD	33443 33443	Gillard / Vortex / Vega	6	0:46,494	0:00,020	2	6	0:46,494
39	220	Lagerström, Linus	SWE	JP Racing	SWE	199409301216 105	Expirt / TM / Vega	4	0:46,501	0:00,007	1	4	0:46,501
40	211	Mrosek, Michael	DEU	Team AK RACING	AUT	IKC 1131164 BK 005	Formula K / TM / Vega	6	0:46,511	0:00,010	2	6	0:46,511
41	237	Lang, Hannah	GBR	MK Racing	GBR	212874 273486	Tony Kart / Vortex / Vega	7	0:46,549	0:00,038	1	7	0:46,549
42	208	Ratl, Cyril	CHE	Kart-Club Oerlikon	CHE	505053 500006	CRG / TM / Vega	9	0:46,562	0:00,013	1	9	0:46,562
43	207	Nilsson, Brandon	SWE	Intrepid Driver Program Srl	ITA	199502194179 295717	Intrepid / TM / Vega	6	0:46,604	0:00,042	2	6	0:46,604
44	266	Forne, Antonio	ESP	CRG Holland	NLD	ITCSR-0013-ESP 15521	CRG / TM / Vega	7	0:46,828	0:00,224	1	7	0:46,828

Ranking Qualifying Practice DSKM (KZ2)

Strecke / track: 1200m

started: 46 classified: 46 not classified: 0

Doc. 14

Pos	Str. Nr.	Fahrer Driver	Nation	Bewerber/Sponsor	Nation	Lizenz / B-Lizenz	Chassis/Motor/Reifen	Rn. Laps	schnellste Zeit fastest Lap	Abstand Gap	Lauf Heat	Rn. Lp	Zeit Time
45	254	Kallasmaa, Kaspar		Kaspar Kallasmaa		K 912 115 E	Energy / TM / Vega	2	0:47,551	0:00,723	2	2	0:47,551
46	256	Costa, Francesco		Francesco Costa		370356 370356	Sodikart / Tm Racing / Vega	8	0:47,773	0:00,222	1	8	0:47,773

Rennleitung: Kai Medefind Racedirektor: Thomas Lainer

Sportkommissare: Th. Ferrero / U. Bell / H. Seidel / P. Acerbi

Techn. Kommissare: H.-J. / M. Grasshoff / C. Schmidt / D. Pietzko / M. Somera / A. Mazzanti

Zeitnahme: KART-DATA timing service Franz Schieszler / Martin Summerer