







Belgian Karting Championship 2017 (Round 3)

X30 Master

Finale / Final

Classement / Classification

Cl	N°	Pilote	Nat	Tours	Ecart	Interv.	M.Tour	Pénalité
Rnk	No.	Driver		Laps	Gap		B.Lap	Penalty
1	16	KIELTYKA Fabio		18			57.194	
2	33	JACOBS David		18	+0.327	+0.327	57.132	
3	22	BAZARD Alain		18	+7.592	+7.265	57.290	
4	88	SCHAAPHOK Wilco		18	+8.414	+0.822	57.292	
5	6	ADAMS Christophe		18	+9.812	+1.398	57.558	
6	98	VERHAMME Bjorn		18	+10.883	+1.071	57.355	
7	8	BONNES Justin		18	+11.425	+0.542	57.451	
8	71	DAUW Laurent		18	+14.876	+3.451	57.655	
9	5	VOGES Sebastiaan		18	+15.326	+0.450	57.827	
10	79	DE RON Michaël		18	+15.829	+0.503	57.638	
11	55	RAYMAEKERS Laurent		18	+25.966	+10.137	57.473	+10.000
12	60	WEMAUX Jonathan		17	+1 Lap	+1 Lap	57.546	

Meilleur tour / Best lap: 33 JACOBS David - 57.132

N° 55 Pénalité 10 secondes / Time penalty of 10s

Mauvaise fixation du spoiler (Art. 30 prescription spécifique CIK/FIA / Incorrect position of the front fairing (Art. 30 spécifique prescrip

Sous réserve du contrôle technique ou de fait sportif

Chronométrage/Timekeeper



Affiché à

Président du Collège/Steward #1

Belgian Karting Championship 2017 (Round 3)

X30 Master

Finale / Final

Historique / Records

N° Tour Temps
No. Lap Time

5 VOGES Sebastiaan

5		
START		
5		
5	1	1:00.644
5	2	58.596
5	3	58.641
5	4	59.859
5	5	58.007
5	6	57.962
5	7	57.941
5	8	57.877
5	9	58.017
5	10	57.827
5	11	58.412
5	12	59.262
5	13	58.660
5	14	58.179
5	15	58.453
5	16	58.141
5	17	57.867
FINISH		
5	18	57.872

6 ADAMS Christophe

6		
START		
6		
6	1	1:00.410
6	2	57.879
6	3	57.558
6	4	57.824
6	5	58.038
6	6	58.601
6	7	57.584
6	8	58.328
6	9	58.889
6	10	58.736
6	11	59.011
6	12	58.065
6	13	57.591
6	14	57.634
6	15	57.998

N° Tour Temps
No. Lap Time

6	16	57.587
6	17	57.652
FINISH		
6	18	57.629

8 BONNES Justin

8		
START		
8		
8	1	59.971
8	2	57.776
8	3	57.805
8	4	58.092
8	5	58.619
8	6	58.813
8	7	57.615
8	8	58.873
8	9	58.119
8	10	58.361
8	11	58.578
8	12	57.575
8	13	57.866
8	14	58.051
8	15	58.666
8	16	58.791
8	17	57.767
FINISH		
8	18	57.451

16 KIELTYKA Fabio

16		
START		
16		
16	1	59.746
16	2	57.919
16	3	57.867
16	4	58.138
16	5	58.012
16	6	58.230
16	7	57.324
16	8	57.309
16	9	57.194

N° Tour Temps
No. Lap Time

16	10	57.346
16	11	57.204
16	12	57.474
16	13	57.330
16	14	57.392
16	15	57.378
16	16	57.198
16	17	57.240
FINISH		
16	18	57.259

22 BAZARD Alain

22		
START		
22		
22	1	1:00.328
22	2	57.837
22	3	57.660
22	4	58.139
22	5	58.055
22	6	58.672
22	7	57.465
22	8	58.494
22	9	58.310
22	10	58.621
22	11	58.583
22	12	57.626
22	13	57.962
22	14	57.699
22	15	57.461
22	16	57.290
22	17	57.444
FINISH		
22	18	57.367

33 JACOBS David

33		
START		
33		
33	1	59.455
33	2	58.076
33	3	57.857

N° Tour Temps
No. Lap Time

33	4	58.108
33	5	58.038
33	6	57.874
33	7	57.295
33	8	57.414
33	9	57.256
33	10	57.408
33	11	57.349
33	12	58.539
33	13	57.235
33	14	57.221
33	15	57.254
33	16	57.141
33	17	57.264
FINISH		
33	18	57.132

55 RAYMAEKERS Laurent

55		
START		
55		
55	1	1:00.977
55	2	58.649
55	3	57.999
55	4	58.003
55	5	57.786
55	6	57.565
55	7	57.828
55	8	58.330
55	9	58.063
55	10	59.474
55	11	58.260
55	12	1:02.842
55	13	57.872
55	14	57.473
55	15	58.186
55	16	57.939
55	17	57.761
FINISH		
55	18	57.653

60 WEMAUX Jonathan

60		
----	--	--

Belgian Karting Championship 2017 (Round 3)

X30 Master

Finale / Final

Historique / Records

N° No.	Tour Lap	Temps Time
START		
60		
60	1	1:00.835
60	2	57.994
60	3	57.790
60	4	57.743
60	5	57.822
60	6	58.240
60	7	57.706
60	8	58.605
60	9	58.153
60	10	58.701
60	11	58.630
60	12	58.225
60	13	57.546
60	14	57.649
60	15	58.278
60	16	57.630
60	17	57.594
FINISH		

N° No.	Tour Lap	Temps Time
START		
79		
79	1	1:00.925
79	2	58.567
79	3	57.966
79	4	58.275
79	5	57.736
79	6	57.638
79	7	57.708
79	8	58.074
79	9	58.013
79	10	59.206
79	11	58.200
79	12	1:01.615
79	13	58.685
79	14	57.804
79	15	58.252
79	16	57.910
79	17	57.736
FINISH		
79	18	57.726

N° No.	Tour Lap	Temps Time
START		
98		
98	1	1:01.571
98	2	58.611
98	3	58.124
98	4	57.953
98	5	57.535
98	6	57.618
98	7	57.689
98	8	57.904
98	9	58.073
98	10	58.835
98	11	58.142
98	12	58.183
98	13	57.987
98	14	57.355
98	15	58.187
98	16	58.073
98	17	57.559
FINISH		
98	18	57.604

71 DAUW Laurent

N° No.	Tour Lap	Temps Time
START		
71		
71	1	1:00.923
71	2	58.707
71	3	58.177
71	4	58.645
71	5	58.019
71	6	57.897
71	7	57.727
71	8	57.908
71	9	57.946
71	10	58.095
71	11	58.600
71	12	1:01.078
71	13	57.874
71	14	57.738
71	15	58.184
71	16	57.655
71	17	57.906
FINISH		
71	18	57.762

88 SCHAAPHOK Wilco

N° No.	Tour Lap	Temps Time
START		
88		
88	1	1:00.331
88	2	57.879
88	3	57.976
88	4	57.882
88	5	57.800
88	6	58.320
88	7	57.476
88	8	58.563
88	9	57.874
88	10	58.646
88	11	58.350
88	12	58.058
88	13	57.526
88	14	58.581
88	15	57.540
88	16	57.292
88	17	57.554
FINISH		
88	18	57.468

79 DE RON Michaël

79

98 VERHAMME Bjorn

98

Belgian Karting Championship 2017 (Round 3)

X30 Master

Finale / Final

Tour par tour / Lap by lap

Grille / Grid	33	16	8	22	6	55	5	60	88	79	98	71
---------------	----	----	---	----	---	----	---	----	----	----	----	----

	1.	2.	3.	4.	5.	6.	7.	8.	9.	10.	11.	12.
Départ / Start	33	16	22	8	6	5	88	55	60	79	98	71
Tour / Lap 1	33	16	8	22	6	88	5	55	60	79	71	98
Tour / Lap 2	33	16	8	22	6	88	5	60	55	79	71	98
Tour / Lap 3	33	16	8	22	6	88	60	55	5	79	71	98
Tour / Lap 4	33	16	8	6	22	88	60	55	79	98	71	5
Tour / Lap 5	33	16	6	22	8	88	60	55	79	98	71	5
Tour / Lap 6	33	16	6	22	88	8	60	55	79	98	71	5
Tour / Lap 7	33	16	6	22	88	8	60	55	79	98	71	5
Tour / Lap 8	33	16	6	22	88	8	60	55	79	98	71	5
Tour / Lap 9	33	16	88	22	6	8	60	55	79	98	71	5
Tour / Lap 10	33	16	88	22	6	8	60	98	79	55	71	5
Tour / Lap 11	33	16	88	22	8	6	60	98	79	55	71	5
Tour / Lap 12	16	33	22	88	8	6	60	98	5	79	71	55
Tour / Lap 13	16	33	88	22	8	6	60	98	5	71	79	55
Tour / Lap 14	16	33	22	88	8	6	60	98	5	71	79	55
Tour / Lap 15	16	33	22	88	6	8	60	98	5	71	79	55
Tour / Lap 16	16	33	22	88	6	60	98	8	71	5	79	55
Tour / Lap 17	16	33	22	88	6	60	98	8	71	5	79	55
Tour / Lap 18	16	33	22	88	6	98	8	71	5	79	55	