



**Rotax Max**

**Finale (F)  
 Résultats**

**Document 17.1 OFFICIEL**

Sous réserve du contrôle technique ou d'incidents d'ordre sportif

Clt	N°	Pilote	Concurrent	Equipement	Tours	Ecart	Interv.	Meilleur tour	Pénalité
1	=	2	SARRAZIN Arnaud	PKS	SODI / / MOJO	12		1:21.730	
2	=	9	BORGET Bastien	KURB BY MD CONSULTING	SODI / / MOJO	12	<b>6.826</b>	6.826	1:22.284
3	▲22	15	COUSIN Jules	RM CONCEPT	FA KART / / MOJO	12	<b>15.749</b>	8.923	1:22.694
4	▲10	12	DUGUE Antony	SONIC RACING	KOSMIC / / MOJO	12	<b>22.259</b>	6.510	1:23.182
5	=	6	HERMOUET Julien	KART IN PRO	EXPRIT / / MOJO	12	<b>23.059</b>	0.800	1:23.984
6	=	51	MARSEROU Vincent	KPR	REDSPEED / / MOJO	12	<b>24.285</b>	1.226	1:23.006
7	▲3	65	NOMBLOT Jean	KART PRO RACING	SODI / / MOJO	12	<b>25.514</b>	1.229	1:22.898
8	▲13	7	LAHITTE Thomas	DSS	FA KART / / MOJO	12	<b>29.002</b>	3.488	1:23.425
9	▲3	84	ROOVERS Noah	DAEMS RACING TEAM	TONY KART / / MOJO	12	<b>20.982</b>		1:23.282 +5p
10	▼2	14	BOUDINSKI Valentin	MALEVAUT SPORT	TONY KART / / MOJO	12	<b>30.253</b>	9.271	1:23.959
11	▲6	3	GHRIB Medy	MEDY78	TONY KART / / MOJO	12	<b>31.360</b>	1.107	1:23.776
12	▲3	31	MOULIN Baptiste	DAEMS RACING	TONY KART / / MOJO	12	<b>23.584</b>		1:23.374 +5p
13	▲14	37	CHAMPION Rudy	PKS	KOSMIC / / MOJO	12	<b>31.443</b>	7.859	1:23.686
14	▼5	92	BERTIN Renaud	SPEED RACING	EXPRIT / / MOJO	12	<b>24.935</b>		1:23.548 +5p
15	▼11	13	WARGÉ Félix	TYS RACING TEAM	EXPRIT / / MOJO	12	<b>31.881</b>	6.946	1:23.693
16	▼9	10	CAMMARATA Marc	KJC	SODI / / MOJO	12	<b>33.995</b>	2.114	1:23.385
17	▼4	72	HEBRARD Sacha	TEAM MALEVAUT SPORT	TONY KART / / MOJO	12	<b>38.816</b>	4.821	1:24.140
18	▲4	5	GASSIN Bastien	KART IN PRO COMPÉTITION	TONY KART / / MOJO	12	<b>52.220</b>	13.404	1:24.981
19	▲1	8	HENIQUE Jérémy	DSS KART	FA KART / / MOJO	12	<b>1:09.533</b>	17.313	1:25.117
20	▼9	73	FOURQUEMIN Paul	RM CONCEPT	FA KART / / MOJO	11	<b>1 Tour</b>	1 Tour	1:22.246
21	▼5	91	ROUSSET Louis	KPR	REDSPEED / / MOJO	12	<b>33.401</b>	1:28.322	1:23.996 +5p
22	▼3	22	CAUHAUPE Edouard	DSS	FA KART / / MOJO	12	<b>33.632</b>	0.231	1:23.738 +5p
23	▼5	27	REZGUI Nassim	KPR RACING	REDSPEED / / MOJO	5	<b>7 Tours</b>	7 Tours	1:24.460
24	▲2	17	MOUZON Jerome	TEAM FOTI JUNIOR	TONY KART / / MOJO	12	<b>39.125</b>	9:59.509	1:23.929 +5p
25	▼1	29	JENOUVRIER Alexandre	KART PRO RACING	SODI / / MOJO	12	<b>41.355</b>	2.230	1:23.960 +5p
26	▼3	35	GIRAUD Vadime	KPR	SODI / / MOJO	8	<b>4 Tours</b>	4 Tours	1:25.641 +5p

N°84 ROOVERS Noah : 5 Places de pénalité pour position non conforme du carénage avant (Art 19 du RSN 2017).

N°31 MOULIN Baptiste : 5 Places de pénalité pour position non conforme du carénage avant (Art 19 du RSN 2017).

N°92 BERTIN Renaud : 5 Places de pénalité pour position non conforme du carénage avant (Art 19 du RSN 2017).

N°91 ROUSSET Louis : 5 Places de pénalité pour position non conforme du carénage avant (Art 19 du RSN 2017).

N°22 CAUHAUPE Edouard : 5 Places de pénalité pour position non conforme du carénage avant (Art 19 du RSN 2017).

N°17 MOUZON Jerome : 5 Places de pénalité pour position non conforme du carénage avant (Art 19 du RSN 2017).

N°29 JENOUVRIER Alexandre : 5 Places de pénalité pour position non conforme du carénage avant (Art 19 du RSN 2017).

N°35 GIRAUD Vadime : 5 Places de pénalité pour position non conforme du carénage avant (Art 19 du RSN 2017).

**Non classés**

33	HOGGARD Johnathan	DAEMS RACING	TONY KART / / MOJO	<b>Non partant</b>				
----	-------------------	--------------	--------------------	--------------------	--	--	--	--

Tête de course : N°2 SARRAZIN Arnaud (1-12)

Départ : 14/05 - 16:43:16

Meilleur tour : N°2 SARRAZIN Arnaud 1:21.730 66,07 Km/h

Météo : Pluie Air : 16°C Piste : Mouillée

Record de l'épreuve : N°13 WARGÉ Félix 1:02.046 87,03 Km/h


NSK1 Salbris 2017 (FRA) 12-14/05/2017

Page 1 / 1

3MK Events

Apex Timing






**Rotax Max**

**Finale (F)**

**Tableau des tours**

Pour information, sans valeur officielle

	1	2	3	4	5	6	7	8	9	10	11	12	13	14	15	16	17	18	19	20	21	22	23	24	25	26	27
<b>Grille</b>	2	9	<del>33</del>	13	6	51	10	14	92	65	73	84	72	12	31	91	3	27	22	8	7	5	35	29	15	17	37
<b>Départ</b>	9	2	6	13	51	14	65	10	84	92	73	12	72	31	91	3	27	22	8	7	35	15	5	29	17	37	
<b>Tour 1</b> Intervalle	2	9	6	13	51	65	84	92	73	14	12	15	31	27	7	3	72	10	22	91	37	29	5	17	35	8	
	1.2	0.8	1.1	0.0	0.2	0.3	0.5	0.1	0.9	0.2	0.1	0.4	0.3	0.7	0.2	0.1	0.3	0.2	0.0	0.7	0.2	0.1	0.0	0.1	0.1	0.0	
<b>Tour 2</b>	2	9	6	65	84	51	73	13	92	15	14	31	12	7	27	3	37	10	91	22	17	72	8	5	35	29	
	1.4	2.4	0.8	1.3	0.3	0.3	0.2	0.0	0.2	0.5	0.2	0.8	0.4	0.3	0.8	1.2	0.2	0.3	0.5	0.8	0.6	0.0	0.4	0.7	2.8		
<b>Tour 3</b>	2	9	65	6	84	73	51	92	15	14	12	13	31	7	27	3	37	10	91	22	17	72	8	5	35	29	
	2.3	3.9	0.4	1.2	0.0	0.4	0.7	0.3	1.3	0.3	0.3	0.4	0.1	0.4	0.6	0.6	1.1	0.6	0.5	0.4	1.0	1.0	0.4	1.0	1.0	0.7	
<b>Tour 4</b>	2	9	65	6	84	51	15	92	12	14	31	27	7	13	3	37	10	91	22	17	72	8	5	29	35	73	
	3.0	4.3	1.5	1.2	0.7	0.3	0.3	2.2	0.3	0.1	1.0	0.5	0.0	0.3	0.2	1.3	1.1	0.0	0.9	1.1	2.2	0.5	0.0	1.4	1.8		
<b>Tour 5</b>	2	9	65	6	84	51	15	92	12	31	14	7	3	<del>27</del>	37	13	10	91	22	17	72	5	73	8	29	35	
	3.3	4.9	2.7	0.6	0.3	0.5	0.5	1.8	1.1	0.8	0.4	1.0	0.2	0.2	0.6	0.5	1.1	0.2	1.5	0.9	3.5	0.8	0.1	0.5	0.7		
<b>Tour 6</b>	2	9	65	6	51	15	84	92	12	31	7	14	37	3	13	91	10	22	17	72	73	5	29	35	8		
	4.0	5.7	3.7	0.5	0.2	0.2	0.4	1.8	1.4	1.6	0.2	1.6	0.2	0.5	0.7	0.8	0.0	0.9	1.9	1.6	1.8	1.0	1.7	2.4			
<b>Tour 7</b>	2	9	65	6	15	51	84	92	12	31	7	14	3	13	91	37	10	22	17	73	72	29	35	5	8		
	4.8	6.4	4.4	0.0	1.4	0.5	0.1	0.3	1.4	2.6	0.6	1.2	0.5	0.5	0.1	0.8	0.2	1.0	1.5	1.1	4.8	2.1	1.7	0.8			
<b>Tour 8</b>	2	9	65	15	51	6	84	92	12	31	7	14	3	13	37	91	22	10	73	17	72	29	5	<del>35</del>	8		
	5.4	6.7	4.1	2.0	0.0	0.8	0.3	0.4	1.4	3.1	0.6	0.9	1.0	0.4	0.4	0.4	0.9	0.4	1.6	1.0	4.2	4.9	3.8	3.0			
<b>Tour 9</b>	2	9	65	15	51	6	84	92	12	31	7	14	3	13	37	91	73	22	10	17	72	29	5	8			
	5.7	7.7	3.2	2.3	1.0	0.4	0.8	0.4	0.7	3.0	1.3	0.6	0.9	0.4	0.8	0.4	0.3	1.0	1.4	1.3	4.2	5.8	6.9				
<b>Tour 10</b>	2	9	15	65	51	84	6	92	12	31	7	3	14	13	73	37	91	22	10	17	72	29	5	8			
	5.9	10.8	0.0	2.5	1.7	0.5	0.4	0.5	0.7	3.0	2.3	0.2	0.7	0.4	0.2	0.6	0.4	0.8	4.6	0.8	2.1	7.9	6.0				
<b>Tour 11</b>	2	9	15	51	84	65	6	92	12	31	7	<del>73</del>	14	3	13	37	91	22	10	17	72	29	5	8			
	6.3	10.4	3.4	1.0	0.6	0.9	0.0	0.6	0.5	4.5	1.2	1.2	0.6	0.1	0.0	0.3	0.3	2.8	3.2	0.7	2.2	9.4	16.5				
<b>Tour 12</b>	2	9	15	84	12	6	31	51	92	65	7	14	3	37	13	91	22	10	72	17	29	5	8				
	6.8	8.9	5.2	1.2	0.8	0.5	0.7	0.6	0.5	3.4	1.2	1.1	0.0	0.4	1.5	0.2	0.3	4.8	0.3	2.2	10.8	17.3					




# Rotax Max

## Finale (F)

### Analyse des tours

Pour information, sans valeur officielle

Tours	Secteur 1	Secteur 2	Secteur 3	Temps au tour	Tours	Secteur 1	Secteur 2	Secteur 3	Temps au tour	Tours	Secteur 1	Secteur 2	Secteur 3	Temps au tour
<b>N°2 SARRAZIN Arnaud</b>					11	29.344	25.969	30.795	1:26.108	9	29.623	<b>25.200</b>	30.294	<b>1:25.117</b>
1	29.065	24.504	29.236	1:22.805	12	29.915	25.495	30.440	1:25.850	10	29.519	25.600	30.297	1:25.416
2	28.295	24.449	29.482	1:22.226	<b>N°6 HERMOUET Julien</b>					11	29.378	<b>25.174</b>	42.085	1:36.637
3	28.222	<b>24.272</b>	29.236	1:21.730	1	29.747	25.232	29.714	1:24.693	12	29.849	26.067	30.690	1:26.606
4	28.312	24.488	<b>29.036</b>	1:21.836	2	28.867	25.206	29.937	1:24.010	<b>N°9 BORGET Bastien</b>				
5	28.216	24.385	29.340	1:21.941	3	29.131	25.252	30.185	1:24.568	1	29.464	25.093	29.524	1:24.081
6	<b>28.213</b>	24.373	29.302	1:21.888	4	<b>28.857</b>	25.240	29.887	<b>1:23.984</b>	2	28.660	24.738	<b>28.989</b>	1:22.387
7	28.351	24.336	29.285	1:21.972	5	29.074	25.161	29.919	1:24.154	3	28.863	24.718	29.073	1:22.654
8	28.255	24.570	29.405	1:22.230	6	29.265	25.086	30.049	1:24.400	4	<b>28.289</b>	24.741	29.495	1:22.525
9	28.223	24.474	29.580	1:22.277	7	29.045	25.269	29.751	1:24.065	5	28.456	24.649	29.179	<b>1:22.284</b>
10	28.486	24.537	29.805	1:22.828	8	29.437	25.381	30.117	1:24.935	6	28.480	<b>24.601</b>	29.501	1:22.582
11	28.488	24.858	29.899	1:23.245	9	29.199	<b>25.030</b>	29.775	1:24.004	7	28.420	24.661	29.646	1:22.727
12	28.639	24.724	31.353	1:24.716	10	29.091	25.638	<b>29.707</b>	1:24.436	8	28.586	24.751	29.520	1:22.857
<b>N°3 GHRIB Medy</b>					11	28.937	25.296	30.105	1:24.338	9	28.488	24.750	29.292	1:22.530
1	31.101	27.123	30.896	1:29.120	12	29.562	25.464	29.909	1:24.935	10	28.488	24.973	29.645	1:23.106
2	29.603	25.507	30.219	1:25.329	<b>N°7 LAHITTE Thomas</b>					11	28.526	25.054	29.999	1:23.579
3	28.843	25.658	29.859	1:24.360	1	31.030	26.400	30.734	1:28.164	12	28.911	25.615	30.687	1:25.213
4	28.646	26.121	30.007	1:24.774	2	28.810	25.677	29.905	1:24.392	<b>N°10 CAMMARATA Marc</b>				
5	28.917	25.303	29.977	1:24.197	3	28.662	25.469	30.381	1:24.512	1	31.490	26.899	31.810	1:30.199
6	30.041	25.320	30.176	1:25.537	4	29.397	26.012	30.029	1:25.438	2	29.729	25.692	30.920	1:26.341
7	28.938	25.226	29.933	1:24.097	5	28.733	25.153	<b>29.648</b>	1:23.534	3	29.233	25.095	30.243	1:24.571
8	28.979	25.222	<b>29.855</b>	1:24.056	6	28.829	25.578	30.043	1:24.450	4	29.334	25.395	29.871	1:24.600
9	28.865	<b>25.003</b>	29.908	1:23.776	7	29.090	25.174	30.137	1:24.401	5	28.525	25.483	30.270	1:24.278
10	<b>28.616</b>	25.441	29.912	1:23.969	8	<b>28.645</b>	25.453	30.177	1:24.275	6	29.728	25.725	30.560	1:26.013
11	29.661	25.915	30.497	1:26.073	9	28.720	<b>25.014</b>	29.691	1:23.425	7	28.946	25.283	29.872	1:24.101
12	29.000	25.174	30.276	1:24.450	10	28.754	25.197	29.691	1:23.642	8	29.584	25.497	30.206	1:25.287
<b>N°5 GASSIN Bastien</b>					11	29.114	25.666	30.570	1:25.350	9	29.210	25.255	30.128	1:24.593
1	31.391	26.313	32.100	1:29.804	12	29.182	25.881	30.063	1:25.126	10	28.591	<b>24.924</b>	29.999	1:23.514
2	30.129	27.437	30.175	1:27.741	<b>N°8 HENIQUE Jérémy</b>					11	30.130	26.020	29.911	1:26.061
3	29.423	25.953	30.648	1:26.024	1	31.907	27.413	31.429	1:30.749	12	<b>28.491</b>	25.107	<b>29.787</b>	1:23.385
4	29.659	26.052	30.699	1:26.410	2	30.075	26.469	30.559	1:27.103	<b>N°12 DUGUE Antony</b>				
5	29.635	25.621	30.370	1:25.626	3	29.746	25.744	30.490	1:25.980	1	31.026	26.340	30.084	1:27.450
6	29.886	<b>25.132</b>	<b>30.102</b>	1:25.120	4	29.452	26.590	30.233	1:26.275	2	29.169	26.334	30.151	1:25.654
7	34.634	25.301	30.260	1:30.195	5	30.056	26.333	30.812	1:27.201	3	<b>28.576</b>	25.476	29.851	1:23.903
8	<b>29.161</b>	25.683	30.137	1:24.981	6	31.357	26.034	31.985	1:29.376	4	29.030	25.704	29.641	1:24.375
9	29.281	25.528	30.321	1:25.130	7	29.725	25.943	<b>30.142</b>	1:25.810	5	28.645	25.167	<b>29.370</b>	1:23.182
10	29.857	25.659	30.789	1:26.305	8	<b>29.110</b>	25.634	36.319	1:31.063	6	28.712	25.153	29.970	1:23.835




**Rotax Max**

**Finale (F)**

**Analyse des tours**

Pour information, sans valeur officielle

Tours	Secteur 1	Secteur 2	Secteur 3	Temps au tour	Tours	Secteur 1	Secteur 2	Secteur 3	Temps au tour	Tours	Secteur 1	Secteur 2	Secteur 3	Temps au tour
7	28.758	<b>24.933</b>	29.654	1:23.345	5	28.879	24.988	29.468	<b>1:23.335</b>	3	<b>28.992</b>	25.753	<b>29.817</b>	<b>1:24.562</b>
8	28.801	25.160	29.894	1:23.855	6	28.720	25.502	29.515	1:23.737	4	<b>28.875</b>	<b>25.467</b>	30.118	<b>1:24.460</b>
9	28.602	25.080	30.499	1:24.181	7	29.084	25.138	<b>29.028</b>	<b>1:23.250</b>	5	<b>28.788</b>	25.997	30.608	1:25.393
10	28.659	25.014	30.017	1:23.690	8	28.951	<b>24.852</b>	29.061	<b>1:22.864</b>	<b>N°29 JENOUVRIER Alexandre</b>				
11	28.755	25.083	30.161	1:23.999	9	28.698	<b>24.806</b>	29.190	<b>1:22.694</b>	1	<b>30.958</b>	<b>26.757</b>	<b>31.832</b>	<b>1:29.547</b>
12	28.915	24.956	29.584	1:23.455	10	<b>28.601</b>	24.812	29.530	1:22.943	2	<b>29.340</b>	32.001	<b>30.214</b>	1:31.555
<b>N°13 WARGÉ Félix</b>					11	28.765	25.012	29.371	1:23.148	3	<b>28.685</b>	<b>25.422</b>	<b>30.031</b>	<b>1:24.138</b>
1	<b>29.800</b>	<b>25.697</b>	<b>30.287</b>	<b>1:25.784</b>	12	28.825	25.198	29.654	1:23.677	4	28.779	25.928	<b>29.965</b>	1:24.672
2	<b>29.223</b>	25.824	31.018	1:26.065	<b>N°17 MOUZON Jerome</b>					5	29.140	26.757	31.223	1:27.120
3	30.235	<b>25.670</b>	30.383	1:26.288	1	<b>31.342</b>	<b>26.559</b>	<b>31.784</b>	<b>1:29.685</b>	6	29.283	<b>25.252</b>	30.131	1:24.666
4	29.800	25.927	30.379	1:26.106	2	<b>30.060</b>	<b>26.077</b>	<b>30.335</b>	<b>1:26.472</b>	7	29.965	<b>25.170</b>	30.110	1:25.245
5	29.459	25.950	<b>30.266</b>	<b>1:25.675</b>	3	<b>29.417</b>	<b>25.247</b>	<b>29.955</b>	<b>1:24.619</b>	8	29.015	<b>25.056</b>	<b>29.889</b>	<b>1:23.960</b>
6	<b>28.973</b>	<b>25.589</b>	30.399	<b>1:24.961</b>	4	<b>29.115</b>	25.727	30.214	1:25.056	9	28.780	25.397	30.001	1:24.178
7	<b>28.959</b>	<b>25.093</b>	<b>30.120</b>	<b>1:24.172</b>	5	29.153	25.439	30.409	1:25.001	10	28.834	25.206	30.150	1:24.190
8	<b>28.921</b>	25.470	<b>30.104</b>	1:24.495	6	<b>28.681</b>	25.541	<b>29.942</b>	<b>1:24.164</b>	11	29.172	25.282	30.180	1:24.634
9	<b>28.659</b>	<b>25.031</b>	<b>30.003</b>	<b>1:23.693</b>	7	28.933	25.506	<b>29.894</b>	1:24.333	12	29.049	25.329	30.070	1:24.448
10	28.729	25.047	30.244	1:24.020	8	28.953	25.647	31.474	1:26.074	<b>N°31 MOULIN Baptiste</b>				
11	28.960	25.404	30.853	1:25.217	9	28.807	25.303	<b>29.819</b>	<b>1:23.929</b>	1	<b>30.687</b>	<b>25.871</b>	<b>31.343</b>	<b>1:27.901</b>
12	29.359	25.255	30.211	1:24.825	10	28.875	27.827	30.052	1:26.754	2	<b>28.856</b>	<b>25.251</b>	<b>30.053</b>	<b>1:24.160</b>
<b>N°14 BOUDINSKI Valentin</b>					11	29.051	25.327	30.282	1:24.660	3	29.578	25.493	30.558	1:25.629
1	<b>30.211</b>	<b>26.689</b>	<b>30.760</b>	<b>1:27.660</b>	12	29.017	25.295	30.931	1:25.243	4	<b>28.630</b>	25.417	<b>29.964</b>	<b>1:24.011</b>
2	<b>28.988</b>	<b>25.230</b>	<b>30.552</b>	<b>1:24.770</b>	<b>N°22 CAUHAUPE Edouard</b>					5	28.718	<b>25.244</b>	<b>29.854</b>	<b>1:23.816</b>
3	29.360	25.425	<b>29.872</b>	<b>1:24.657</b>	1	<b>31.266</b>	<b>26.960</b>	<b>31.323</b>	<b>1:29.549</b>	6	28.878	<b>25.107</b>	30.152	1:24.137
4	<b>28.943</b>	25.883	30.304	1:25.130	2	<b>30.002</b>	<b>26.420</b>	<b>30.530</b>	<b>1:26.952</b>	7	<b>28.608</b>	<b>24.706</b>	30.060	<b>1:23.374</b>
5	29.288	25.458	29.997	1:24.743	3	<b>29.236</b>	<b>25.554</b>	<b>30.152</b>	<b>1:24.942</b>	8	28.726	25.012	30.069	1:23.807
6	29.057	25.628	30.506	1:25.191	4	<b>28.733</b>	25.726	<b>30.135</b>	<b>1:24.594</b>	9	<b>28.442</b>	25.136	29.926	1:23.504
7	29.238	25.542	29.987	1:24.767	5	28.850	25.584	<b>29.964</b>	<b>1:24.398</b>	10	28.561	24.979	30.118	1:23.658
8	28.990	25.321	30.005	<b>1:24.316</b>	6	28.813	25.812	30.088	1:24.713	11	28.681	25.026	30.141	1:23.848
9	<b>28.902</b>	25.478	<b>29.742</b>	<b>1:24.122</b>	7	28.841	25.627	<b>29.816</b>	<b>1:24.284</b>	12	28.898	25.443	29.890	1:24.231
10	<b>28.745</b>	26.055	30.060	1:24.860	8	28.856	<b>25.358</b>	29.878	<b>1:24.092</b>	<b>N°35 GIRAUD Vadime</b>				
11	28.823	<b>25.081</b>	31.299	1:25.203	9	28.770	25.371	30.298	1:24.439	1	<b>31.204</b>	<b>26.858</b>	<b>32.369</b>	<b>1:30.431</b>
12	28.927	25.275	29.757	<b>1:23.959</b>	10	28.779	<b>24.913</b>	30.046	<b>1:23.738</b>	2	<b>30.379</b>	27.031	<b>30.862</b>	<b>1:28.272</b>
<b>N°15 COUSIN Jules</b>					11	<b>28.733</b>	25.178	30.169	1:24.080	3	<b>29.733</b>	<b>25.914</b>	<b>30.665</b>	<b>1:26.312</b>
1	<b>30.309</b>	<b>26.195</b>	<b>29.790</b>	<b>1:26.294</b>	12	29.037	25.781	31.047	1:25.865	4	30.225	26.099	<b>30.459</b>	1:26.783
2	<b>29.228</b>	<b>24.895</b>	<b>29.652</b>	<b>1:23.775</b>	<b>N°27 REZGUI Nassim</b>					5	29.948	<b>25.627</b>	30.847	1:26.422
3	29.503	25.048	<b>29.372</b>	1:23.923	1	<b>30.734</b>	<b>26.786</b>	<b>30.404</b>	<b>1:27.924</b>	6	<b>29.649</b>	<b>25.575</b>	30.522	<b>1:25.746</b>
4	<b>28.681</b>	25.489	<b>29.296</b>	<b>1:23.466</b>	2	<b>29.962</b>	<b>25.558</b>	<b>29.944</b>	<b>1:25.464</b>	7	29.769	<b>25.422</b>	<b>30.450</b>	<b>1:25.641</b>




**Rotax Max**

**Finale (F)**

**Analyse des tours**

Pour information, sans valeur officielle

Tours	Secteur 1	Secteur 2	Secteur 3	Temps au tour	Tours	Secteur 1	Secteur 2	Secteur 3	Temps au tour	Tours	Secteur 1	Secteur 2	Secteur 3	Temps au tour
8	30.090	26.646	33.812	1:30.548	10	29.703	25.923	30.619	1:26.245	9	28.871	25.250	29.525	1:23.646
<b>N°37 CHAMPION Rudy</b>					<b>N°72 HEBRARD Sacha</b>					<b>N°91 ROUSSET Louis</b>				
1	31.054	26.663	31.394	1:29.111	1	31.402	26.805	31.283	1:29.490	1	31.013	26.836	32.169	1:30.018
2	29.430	25.794	29.785	1:25.009	2	29.291	25.451	34.367	1:29.109	2	29.841	25.953	30.570	1:26.364
3	28.604	25.336	29.797	1:23.737	3	29.724	25.181	30.103	1:25.008	3	29.262	25.721	29.934	1:24.917
4	28.821	25.609	29.952	1:24.382	4	28.987	26.014	30.095	1:25.096	4	28.930	25.677	30.482	1:25.089
5	29.122	25.230	30.088	1:24.440	5	29.217	25.382	30.269	1:24.868	5	28.500	25.472	30.288	1:24.260
6	28.771	25.526	30.567	1:24.864	6	29.404	25.420	30.334	1:25.158	6	28.437	25.326	30.279	1:24.042
7	30.511	25.349	29.756	1:25.616	7	29.249	25.624	30.125	1:24.998	7	28.715	25.246	30.035	1:23.996
8	29.052	25.161	30.009	1:24.222	8	28.935	25.368	30.214	1:24.517	8	29.316	25.627	29.875	1:24.818
9	28.656	25.227	29.803	1:23.686	9	29.014	25.257	29.922	1:24.193	9	28.763	25.299	29.976	1:24.038
10	28.669	25.438	30.229	1:24.336	10	29.115	27.145	30.010	1:26.270	10	28.680	25.565	29.870	1:24.115
11	28.885	25.187	30.444	1:24.516	11	29.185	25.447	29.946	1:24.578	11	28.806	25.086	30.344	1:24.236
12	29.271	25.119	29.958	1:24.348	12	28.874	25.278	29.988	1:24.140	12	29.143	25.850	30.972	1:25.965
<b>N°51 MARSEROU Vincent</b>					<b>N°73 FOURQUEMIN Paul</b>					<b>N°92 BERTIN Renaud</b>				
1	29.929	25.869	29.840	1:25.638	1	30.651	25.834	29.841	1:26.326	1	30.616	25.838	29.828	1:26.282
2	29.510	25.877	30.038	1:25.425	2	29.117	25.444	29.947	1:24.508	2	29.217	25.288	30.483	1:24.988
3	28.599	25.868	29.195	1:23.662	3	28.432	25.090	29.382	1:22.904	3	29.519	25.000	29.226	1:23.745
4	29.021	25.733	29.548	1:24.302	4	28.869	42.622	29.595	1:41.086	4	29.498	25.537	29.162	1:24.197
5	28.548	25.204	29.353	1:23.105	5	28.637	24.976	29.632	1:23.245	5	29.030	25.099	29.454	1:23.583
6	28.461	25.842	29.764	1:24.067	6	28.535	24.420	29.421	1:22.376	6	28.936	25.075	29.839	1:23.850
7	29.699	25.975	29.297	1:24.971	7	28.542	24.605	29.099	1:22.246	7	29.171	26.105	29.542	1:24.818
8	28.670	25.181	29.546	1:23.397	8	28.471	24.836	29.620	1:22.927	8	29.042	25.081	29.714	1:23.837
9	28.694	25.105	29.207	1:23.006	9	28.430	24.742	29.468	1:22.640	9	29.091	25.402	29.668	1:24.161
10	28.514	25.017	29.615	1:23.146	10	28.665	24.684	29.407	1:22.756	10	28.817	25.156	29.575	1:23.548
11	28.725	25.413	29.873	1:24.011	11	28.587	24.996	29.173	1:22.756	11	28.770	25.411	29.777	1:23.958
12	32.942	26.201	29.670	1:28.813	<b>N°84 ROOVERS Noah</b>					12	30.315	26.615	29.813	1:26.743
<b>N°65 NOMBLOT Jean</b>					1	30.414	25.503	29.902	1:25.819					
1	30.235	25.651	29.754	1:25.640	2	29.169	25.394	29.892	1:24.455					
2	29.128	24.886	29.445	1:23.459	3	28.631	25.067	29.868	1:23.566					
3	28.716	25.044	29.483	1:23.243	4	29.683	24.962	29.381	1:24.026					
4	28.597	24.982	29.335	1:22.914	5	28.549	25.034	29.932	1:23.515					
5	28.693	24.765	29.440	1:22.898	6	29.005	25.570	30.248	1:24.823					
6	28.778	25.085	29.533	1:23.396	7	29.206	26.176	29.744	1:25.126					
7	28.815	24.890	29.690	1:23.395	8	28.698	25.162	29.834	1:23.694					
8	28.906	24.762	29.479	1:23.147										
9	28.880	24.948	29.762	1:23.590										



**Rotax Max**

**Finale (F)**

**Document 16**

**Grille de départ**

Sous réserve du contrôle technique ou d'incidents d'ordre sportif

37	<b>CHAMPION Rudy</b> KOSMIC / / MOJO	14	
15	<b>COUSIN Jules</b> FA KART / / MOJO	13	17 <b>MOUZON Jerome</b> TONY KART / / MOJO
35	<b>GIRAUD Vadime</b> SODI / / MOJO	12	29 <b>JENOUVRIER Alexandre</b> SODI / / MOJO
7	<b>LAHITTE Thomas</b> FA KART / / MOJO	11	5 <b>GASSIN Bastien</b> TONY KART / / MOJO
22	<b>CAUHAUPE Edouard</b> FA KART / / MOJO	10	8 <b>HENIQUE Jérémy</b> FA KART / / MOJO
3	<b>GHRIB Medy</b> TONY KART / / MOJO	9	27 <b>REZGUI Nassim</b> REDSPEED / / MOJO
31	<b>MOULIN Baptiste</b> TONY KART / / MOJO	8	91 <b>ROUSSET Louis</b> REDSPEED / / MOJO
72	<b>HEBRARD Sacha</b> TONY KART / / MOJO	7	12 <b>DUGUE Antony</b> KOSMIC / / MOJO
73	<b>FOURQUEMIN Paul</b> FA KART / / MOJO	6	84 <b>ROOVERS Noah</b> TONY KART / / MOJO
92	<b>BERTIN Renaud</b> EXPRIT / / MOJO	5	65 <b>NOMBLOT Jean</b> SODI / / MOJO
10	<b>CAMMARATA Marc</b> SODI / / MOJO	4	14 <b>BOUDINSKI Valentin</b> TONY KART / / MOJO
6	<b>HERMOUET Julien</b> EXPRIT / / MOJO	3	51 <b>MARSEROU Vincent</b> REDSPEED / / MOJO
33	<b>HOGGARD Johnathan</b> TONY KART / / MOJO	2	13 <b>WARGÉ Félix</b> EXPRIT / / MOJO
2	<b>SARRAZIN Arnaud</b> SODI / / MOJO	1	9 <b>BORGET Bastien</b> SODI / / MOJO

POLE POSITION



Départ : 14/05 - 16:40 12 Tours = 18,000 Km

NSK1 Salbris 2017 (FRA) 12-14/05/2017

Page 1 / 1

3MK Events

Apex Timing 

