

# BELGIAN KARTING CHAMPIONSHIP 2017 (2)




## X30 Shifter et Super Shifter

### Finale / Final

### Classement / Classification








Cl	N°	Pilote	Nat	Tours	Ecart	Interv.	M.Tour
Rnk	No.	Driver		Laps	Gap		B.Lap

#### Catégorie: Super Shifter

1	59	PALMAERS Olivier		18			43.599
2	4	BAKKER Roy		18	+0.220	+0.220	43.569
3	33	OP DE BEECK Frederik		18	+0.422	+0.202	43.510
4	117	SLOTMAN Mickey		18	+0.708	+0.286	43.493
5	55	SMEETS Jesse		18	+0.910	+0.202	43.473
6	11	KOPPENOL Sebastiaan		18	+4.123	+3.213	43.677
7	2	VAN GINNEKEN Stephen		18	+8.039	+3.916	43.839
8	32	BUFFET Emilien		18	+9.781	+1.742	43.925
9	116	HELLEMANS Eric		18	+12.085	+2.304	43.696
10	294	KROON Brian		18	+12.659	+0.574	44.024
11	89	DE SHEPPER Hugues		18	+13.296	+0.637	44.031
12	9	MALICE Laurent		18	+38.583	+25.287	45.144
13	166	MONFILS Ted		14	+4 Laps	+4 Laps	44.251

Meilleur tour / Best lap: 55 SMEETS Jesse - 43.473

#### Catégorie: Shifter

1	56	GREGOIRE Corentin		18			44.071
2	46	VAN STEENBERGHE Thomas		18	+1.936	+1.936	44.234
3	58	IAPAULO Antonio		18	+4.087	+2.151	44.330
4	16	MARPAUX Anthony		18	+4.945	+0.858	44.328
5	26	COLLAERS Cédric		18	+7.525	+2.580	44.370
6	3	HAUMONT Youri		17	+1 Lap	+1 Lap	44.137
7	7	BAERTSOEN Raphaël			+18 Laps	+17 Laps	

Meilleur tour / Best lap: 56 GREGOIRE Corentin - 44.071

Pas un tour / No lap

7		BAERTSOEN Raphaël					
---	--	-------------------	---	--	--	--	--

Sous réserve du contrôle technique ou de fait sportif

Le Chronométrage



Steward #1

Steward #2

# BELGIAN KARTING CHAMPIONSHIP 2017 (2)

## X30 Shifter et Super Shifter

### Finale / Final

### Historique / Records

N° No.	Tour Lap	Temps Time	N° No.	Tour Lap	Temps Time	N° No.	Tour Lap	Temps Time	N° No.	Tour Lap	Temps Time
<b>2 VAN GINNEKEN Stephen</b>			3	15	44.466	9			<b>16 MARPAUX Anthony</b>		
2			3	16	44.358	9	1	<b>49.806</b>	16		
2			FINISH			9	2	<b>45.726</b>	16		
START			3	17	44.351	9	3	45.786	START		
2			<b>4 BAKKER Roy</b>			9	4	<b>45.605</b>	16		
2	1	<b>46.714</b>	4			9	5	45.761	16	1	<b>47.914</b>
2	2	<b>44.537</b>	4			9	6	45.911	16	2	<b>44.933</b>
2	3	44.616	4			9	7	45.867	16	3	<b>44.710</b>
2	4	<b>44.185</b>	4			9	8	45.693	16	4	45.001
2	5	<b>44.098</b>	START			9	9	45.640	16	5	<b>44.515</b>
2	6	<b>43.950</b>	4	1	<b>46.033</b>	9	10	45.733	16	6	<b>44.419</b>
2	7	44.254	4	2	<b>44.104</b>	9	11	<b>45.554</b>	16	7	44.594
2	8	44.012	4	3	<b>43.858</b>	9	12	45.643	16	8	44.459
2	9	44.392	4	4	<b>43.704</b>	9	13	<b>45.442</b>	16	9	44.744
2	10	44.347	4	5	43.708	9	14	<b>45.234</b>	16	10	44.722
2	11	44.209	4	6	44.032	9	15	<b>45.158</b>	16	11	44.428
2	12	<b>43.888</b>	4	7	43.723	9	16	<b>45.144</b>	16	12	<b>44.351</b>
2	13	44.080	4	8	<b>43.621</b>	FINISH			16	13	44.512
2	14	43.999	4	9	43.872	9	17	45.540	16	14	44.467
2	15	<b>43.862</b>	4	10	43.645	9	18	45.251	16	15	45.514
2	16	<b>43.839</b>	4	11	43.687	<b>11 KOPPENOL Sebastiaan</b>			16	16	44.478
2	17	43.878	4	12	<b>43.569</b>	11			16	17	44.353
FINISH			4	13	43.626	11			FINISH		
2	18	44.045	4	14	43.732	11			16	18	<b>44.328</b>
<b>3 HAUMONT Youri</b>			4	15	43.683	START			<b>26 COLLAERS Cédric</b>		
3			4	16	43.642	11	1	<b>46.734</b>	26		
3			4	17	43.715	11	2	<b>44.243</b>	26		
START			4	18	43.813	11	3	<b>43.965</b>	START		
3			<b>7 BAERTSOEN Raphaël</b>			11	4	<b>43.801</b>	26		
3	1	<b>44.573</b>	7			11	5	<b>43.751</b>	26	1	<b>47.767</b>
3	2	<b>44.434</b>	7			11	6	43.794	26	2	<b>45.579</b>
3	3	<b>44.137</b>	START			11	7	43.759	26	3	<b>44.846</b>
3	4	44.247	7			11	8	43.854	26	4	<b>44.622</b>
3	5	45.031	FINISH			11	9	43.871	26	5	<b>44.551</b>
3	6	44.511	9			11	10	43.888	26	6	44.929
3	7	44.523	<b>9 MALICE Laurent</b>			11	11	43.798	26	7	44.604
3	8	44.424	9			11	12	43.965	26	8	<b>44.489</b>
3	9	44.357	9			11	13	43.810	26	9	45.261
3	10	44.365	START			11	14	43.988	26	10	44.501
3	11	44.244	9			11	15	44.029	26	11	<b>44.370</b>
3	12	44.290	9			11	16	43.833	26	12	44.421
3	13	44.319	FINISH			11	17	43.757	26	13	44.441
3	14	45.060	11	18	<b>43.677</b>	11	18	43.677	26	14	44.917

BELGIAN KARTING CHAMPIONSHIP 2017 (2)

X30 Shifter et Super Shifter

Finale / Final

Historique / Records

N° No.	Tour Lap	Temps Time
26	15	44.869
26	16	44.726
26	17	44.697
FINISH		
26	18	45.049

**32 BUFFET Emilien**

32		
32		
START		
32	1	47.050
32	2	44.823
32	3	44.287
32	4	44.366
32	5	44.296
32	6	44.235
32	7	44.231
32	8	44.241
32	9	44.230
32	10	44.038
32	11	44.150
32	12	43.925
32	13	43.952
32	14	44.094
32	15	44.060
32	16	44.072
32	17	44.045
FINISH		
32	18	44.162

**33 OP DE BEECK Frederik**

33		
33		
START		
33	1	46.341
33	2	44.366
33	3	43.793
33	4	43.670
33	5	43.599
33	6	43.884
33	7	43.518
33	8	43.651
33	9	43.856
33	10	43.570
33	11	43.632

N° No.	Tour Lap	Temps Time
33	12	43.609
33	13	43.510
33	14	43.695
33	15	43.638
33	16	43.576
33	17	43.786
FINISH		
33	18	43.814

**46 VAN STEENBERGHE Thomas**

46		
46		
START		
46	1	47.639
46	2	44.823
46	3	44.500
46	4	44.512
46	5	44.470
46	6	44.399
46	7	44.580
46	8	44.278
46	9	44.677
46	10	44.506
46	11	44.472
46	12	44.234
46	13	44.288
46	14	44.586
46	15	44.409
46	16	44.451
46	17	44.523
FINISH		
46	18	44.330

**55 SMEETS Jesse**

55		
55		
START		
55	1	46.200
55	2	44.048
55	3	43.872
55	4	43.778
55	5	43.550
55	6	44.832
55	7	43.716
55	8	43.736

N° No.	Tour Lap	Temps Time
55	9	43.694
55	10	43.717
55	11	43.473
55	12	43.691
55	13	43.684
55	14	43.697
55	15	43.654
55	16	43.685
55	17	43.584
FINISH		
55	18	43.734

**56 GREGOIRE Corentin**

56		
56		
START		
56	1	47.067
56	2	45.242
56	3	44.577
56	4	44.778
56	5	44.460
56	6	44.215
56	7	44.253
56	8	44.226
56	9	44.236
56	10	44.226
56	11	44.173
56	12	44.280
56	13	44.071
56	14	44.105
56	15	45.462
56	16	44.723
56	17	44.358
FINISH		
56	18	44.170

**58 IAPAULO Antonio**

58		
58		
START		
58	1	47.338
58	2	45.000
58	3	44.663
58	4	45.078
58	5	44.628

N° No.	Tour Lap	Temps Time
58	6	44.664
58	7	44.330
58	8	44.968
58	9	44.831
58	10	44.556
58	11	44.431
58	12	44.360
58	13	44.416
58	14	44.465
58	15	44.494
58	16	44.459
58	17	44.696
FINISH		
58	18	44.569

**59 PALMAERS Olivier**

59		
59		
START		
59	1	45.873
59	2	44.171
59	3	43.861
59	4	43.841
59	5	43.758
59	6	43.665
59	7	43.787
59	8	43.698
59	9	43.814
59	10	43.755
59	11	43.743
59	12	43.721
59	13	43.633
59	14	43.725
59	15	43.599
59	16	43.763
59	17	43.599
FINISH		
59	18	43.928

**89 DE SHEPPER Hugues**

89		
89		
START		
89	1	46.792
89	2	45.029

BELGIAN KARTING CHAMPIONSHIP 2017 (2)

X30 Shifter et Super Shifter

Finale / Final

Historique / Records

N° No.	Tour Lap	Temps Time
89	3	<b>44.375</b>
89	4	44.674
89	5	44.768
89	6	<b>44.140</b>
89	7	<b>44.135</b>
89	8	<b>44.031</b>
89	9	44.374
89	10	44.240
89	11	44.308
89	12	44.375
89	13	44.122
89	14	44.183
89	15	45.736
89	16	44.673
89	17	44.047
FINISH		
89	18	44.054

N° No.	Tour Lap	Temps Time
117	2	<b>44.005</b>
117	3	<b>43.730</b>
117	4	<b>43.708</b>
117	5	<b>43.493</b>
117	6	43.900
117	7	43.565
117	8	43.711
117	9	44.283
117	10	43.582
117	11	43.514
117	12	43.725
117	13	43.607
117	14	43.662
117	15	43.600
117	16	43.617
117	17	43.734
FINISH		
117	18	43.887

N° No.	Tour Lap	Temps Time
294	3	<b>44.471</b>
294	4	44.600
294	5	44.530
294	6	<b>44.309</b>
294	7	44.323
294	8	<b>44.086</b>
294	9	44.405
294	10	44.152
294	11	44.216
294	12	44.187
294	13	44.090
294	14	44.190
294	15	44.530
294	16	44.132
294	17	44.148
FINISH		
294	18	<b>44.024</b>

**116 HELLEMANS Eric**

116		
116		
START		
116		
116	1	<b>2:16.675</b>
116	2	<b>44.346</b>
116	3	<b>44.247</b>
116	4	<b>44.209</b>
116	5	<b>44.099</b>
116	6	44.387
116	7	44.163
116	8	44.099
116	9	44.456
116	10	44.260
116	11	<b>44.072</b>
116	12	44.169
116	13	44.551
116	14	44.144
116	15	44.169
FINISH		
116	16	44.197

**166 MONFILS Ted**

166		
166		
START		
166		
166	1	<b>47.378</b>
166	2	<b>44.931</b>
166	3	<b>44.651</b>
166	4	<b>44.539</b>
166	5	44.581
166	6	<b>44.251</b>
166	7	44.499
166	8	44.450
166	9	44.691
166	10	44.327
166	11	44.424
166	12	44.251
166	13	44.348
166	14	44.685
FINISH		

**117 SLOTMAN Mickey**

117		
117		
START		
117		
117	1	<b>47.304</b>

**294 KROON Brian**

294		
294		
START		
294		
294	1	<b>47.494</b>
294	2	<b>45.084</b>

# BELGIAN KARTING CHAMPIONSHIP 2017 (2)

## X30 Shifter et Super Shifter

### Finale / Final

### Tour par tour / Lap by lap

Grille / Grid	59	117	55	4	33	2	89	32	294	56	116	11	46	58	16	26	166	7	3	9
---------------	----	-----	----	---	----	---	----	----	-----	----	-----	----	----	----	----	----	-----	---	---	---

	1.	2.	3.	4.	5.	6.	7.	8.	9.	10.	11.	12.	13.	14.	15.	16.	17.	18.	19.	20.
Départ / Start	59	117	4	55	33	2	89	56	32	11	294	116	58	46	16	26	166	7	9	3
Tour / Lap 1	59	4	55	33	117	2	89	11	56	32	294	58	46	16	26	166	9	3	116	
Tour / Lap 2	59	4	55	117	33	2	11	89	32	56	294	58	46	16	166	26	9	3	116	
Tour / Lap 3	59	4	55	117	33	11	2	89	32	56	294	58	46	16	166	26	9	3	116	
Tour / Lap 4	59	4	55	117	33	11	2	32	89	56	294	46	58	166	16	26	9	3	116	
Tour / Lap 5	59	4	55	117	33	11	2	32	89	56	294	46	58	166	16	26	9	3	116	
Tour / Lap 6	59	4	117	33	55	11	2	32	89	56	294	46	58	166	16	26	9	3	116	
Tour / Lap 7	59	4	117	33	55	11	2	32	89	56	294	46	58	166	16	26	9	3	116	
Tour / Lap 8	59	4	117	33	55	11	2	32	89	56	294	46	166	58	16	26	9	3	116	
Tour / Lap 9	59	4	33	117	55	11	2	32	89	56	294	46	166	58	16	26	9	3	116	
Tour / Lap 10	59	4	33	117	55	11	2	32	89	56	294	46	166	58	16	26	9	3	116	
Tour / Lap 11	59	4	33	117	55	11	2	32	89	56	294	46	166	58	16	26	9	3	116	
Tour / Lap 12	59	4	33	117	55	11	2	32	89	56	294	46	166	58	16	26	9	3	116	
Tour / Lap 13	59	4	33	117	55	11	2	32	89	56	294	46	166	58	16	26	9	3	116	
Tour / Lap 14	59	4	33	117	55	11	2	32	89	56	294	46	166	58	16	26	9	3	116	
Tour / Lap 15	59	4	33	117	55	11	2	32	294	89	56	46	58	16	26	9	3	116		
Tour / Lap 16	59	4	33	117	55	11	2	32	294	89	56	46	58	16	26	9	3	116		
Tour / Lap 17	59	4	33	117	55	11	2	32	294	89	56	46	58	16	26	9	3			
Tour / Lap 18	59	4	33	117	55	11	2	32	294	89	56	46	58	16	26	9				