

Hankook 12H MAGNY COURS 2017

Touring Car Endurance Series - Race 2

Superkart

Result of Private Practice 1

21 - 22 April 2017

Circuit Nevers de Magny-Cours - 4411 mtr.

Pos	Nbr	Name / Team name	Car	Cls	PIC	Fastest	In	Gap	Diff	Laps	Km/h
1	1	Adam KOUT (CZ) MSKART TEAM	MSKART DEA	SK	1	1:38.859	2			4	160,63
2	3	Yannick DE BRABANDER (BEL) KARTING PARADISE	MSKART VM	SK	2	1:40.998	7	2.139	2.139	9	157,23
3	16	Dave HARVEY (GB) HARVEY VM UK	MSKART VM	SK	3	1:44.627	4	5.768	3.629	5	151,77
4	47	Daniel HENTSCHEL (D) HT RACING TEAM	MSKART DEA	SK	4	1:49.184	2	10.325	4.557	6	145,44
5	71	Carlo CHERMAZ (IT) REDSPEED TEAM	ANDERSON FPE	SK	5	1:50.009	6	11.150	0.825	8	144,35
6	6	Daniel CLARK (GB) REDSPEED TEAM	ANDERSON VM	SK	6	1:52.411	1	13.552	2.402	3	141,26
7	76	Etienne AEBISCHER (CH) PEGAMARACING	MSKART VM	SK	7	1:53.001	5	14.142	0.590	7	140,53
8	18	Alexandre SEBASTIA (FR) HEURTAUX	ANDERSON DEA	SK	8	1:55.715	1	16.856	2.714	3	137,23
9	888	Teddy LEGENDRE (FRA) TLC	MSKART KTM 500 EXC-F	SK	9	1:56.197	5	17.338	0.482	7	136,66
10	26	Jürgen REINKE (D) JR RACING TEAM	ANDERSON VM	SK	10					2	0,00

Superkarts: 2, 10, 12, 13, 20, 33, 53, 72, 74, 88, 91, 93 - No Transponder



Fastest time : 1:38.859 in lap 2 by nbr. 1 : MSKART TEAM(Adam KOUT) (MSKART)

Publication-time

Results and lap times : www.raceresults.nu

Timekeeping by : RSTime by TimeService.nl

Time Printed : 20-04-2017 - 17:24

Race Director Yann Charpentier	Steward	Timekeeper  Rob Oude Luttikhuis - TimeService.nl	Official Timekeeper 
Page 1 of 1	Results remain provisional pending technical examination and decisions from the stewards of the meeting		

Hankook 12H MAGNY COURS 2017
Touring Car Endurance Series - Race 2

Superkart

Laptimes - Private Practice 1

21 - 22 April 2017

Circuit Nevers de Magny-Cours - 4411 mtr.

Nbr	Name / Team name	1	2	3	4	5	6	7	8	9	10	11	12	13	14	15
1	Adam KOUT	1:40.149	1:38.859	1:50.884	3:21.609											
3	Yannick DE BRABANDER	2:01.190	1:54.387	1:49.507	1:51.088	1:44.351	1:43.509	1:40.998	1:46.723	3:53.790						
6	Daniel CLARK	1:52.411	3:09.003	3:39.868												
16	Dave HARVEY	1:50.682	1:47.488	1:45.991	1:44.627	1:46.069										
18	Alexandre SEBASTIA	1:55.715	1:50.353	6:18.258												
26	Jürgen REINKE	2:12.463	4:27.098													
47	Daniel HENTSCHEL	1:53.657	1:49.184	1:53.614	3:37.402	1:51.725	1:53.367									
71	Carlo CHERMAZ	2:02.520	1:57.530	1:54.685	1:52.584	1:50.875	1:50.009	1:55.783	5:07.583							
76	Etienne AEBISCHER	2:07.258	1:57.103	1:59.257	3:34.025	1:53.001	1:53.574	5:23.883								
888	Teddy LEGENDRE	2:05.407	1:57.205	1:56.552	1:59.818	1:56.197	2:21.813	6:21.253								

Hankook 12H MAGNY COURS 2017
Touring Car Endurance Series - Race 2

Superkart
Sector analyse - Private Practice 1

21 - 22 April 2017
Circuit Nevers de Magny-Cours - 4411 mtr.

Pos	Nbr	Name / Team name	Sector 1			Sector 2			Sector 3			Theoretical best	Actual best	In
			time	Lap	pos	time	Lap	pos	time	Lap	pos			
1	1	Adam KOUT	30.179	2	1	37.816	2	1	30.864	2	1	1:38.859	1:38.859	2
2	3	Yannick DE BRABANDER	30.524	8	2	38.107	8	2	31.894	9	2	1:40.525	1:40.998	7
3	16	Dave HARVEY	31.519	6	3	39.810	4	3	32.925	4	3	1:44.254	1:44.627	4
4	47	Daniel HENTSCHEL	32.749	6	6	41.593	3	6	33.362	5	4	1:47.704	1:49.184	2
5	71	Carlo CHERMAZ	32.918	7	7	42.158	7	7	34.528	6	8	1:49.604	1:50.009	6
6	6	Daniel CLARK	33.678	2	8	42.626	1	8	34.103	1	6	1:50.407	1:52.411	1
7	76	Etienne AEBISCHER	32.272	5	4	40.611	6	4	33.646	4	5	1:46.529	1:53.001	5
8	18	Alexandre SEBASTIA	32.663	2	5	40.691	2	5	34.332	1	7	1:47.686	1:55.715	1
9	888	Teddy LEGENDRE	35.714	3	10	44.374	5	10	36.027	5	9	1:56.115	1:56.197	5
10	26	Jürgen REINKE	34.018	3	9	43.717	2	9	39.303	2	10	1:57.038		
11	2	Peter ELKMANN												
12	10	Andréas JOST												
13	12	Léo KURSTJENS												
14	13	Jaime ZULETA												
15	17	Julien PONCELET												
16	20	Mark VERHAAR												
17	33	Marcel FLEURY												
18	53	Donato MAIORANO												
19	72	Philippe GERBER												
20	74	Marc ALBIN												
21	88	Kévin BUSBY												
22	91	Johan LAMALLE												
23	93	Ingvar BJERGE												

Hankook 12H MAGNY COURS 2017
Touring Car Endurance Series - Race 2

Superkart

21 - 22 April 2017

Laps and Sector Times - Private Practice 1

Circuit Nevers de Magny-Cours - 4411 mtr.

1 Adam KOUT (CZ)								MSKART DEA											
lap	Sect-1	Speed	Sect-2	Speed	Sect-3	Speed	TopSpeed	laptime	pit	lap	Sect-1	Speed	Sect-2	Speed	Sect-3	Speed	Topspeed	laptime	pit
1	30.390		38.671		31.088	127,0		1:40.149		3	31.945		41.254		In			1:50.884	P
2	30.179		37.816		30.864	126,4		1:38.859		4								3:21.609	

2 Peter ELKMANN (D)								ANDERSON VM											
lap	Sect-1	Speed	Sect-2	Speed	Sect-3	Speed	TopSpeed	laptime	pit	lap	Sect-1	Speed	Sect-2	Speed	Sect-3	Speed	Topspeed	laptime	pit
1										1									
2										2									

3 Yannick DE BRABANDER (BEL)								MSKART VM											
lap	Sect-1	Speed	Sect-2	Speed	Sect-3	Speed	TopSpeed	laptime	pit	lap	Sect-1	Speed	Sect-2	Speed	Sect-3	Speed	Topspeed	laptime	pit
1	38.447		46.159		36.584	117,3		2:01.190		6	32.533		38.707		32.269	123,3		1:43.509	
2	35.088		43.317		35.982	117,6		1:54.387		7	30.889		38.155		31.954	122,9		1:40.998	
3	34.377		39.757		35.373	117,7		1:49.507		8	30.524		38.107		In			1:46.723	P
4	34.800		42.147		34.141	122,8		1:51.088		9	Out		39.637		31.894	120,8		3:53.790	
5	31.864		39.491		32.996	122,8		1:44.351		10									

6 Daniel CLARK (GB)								ANDERSON VM											
lap	Sect-1	Speed	Sect-2	Speed	Sect-3	Speed	TopSpeed	laptime	pit	lap	Sect-1	Speed	Sect-2	Speed	Sect-3	Speed	Topspeed	laptime	pit
1	35.682		42.626		34.103	114,4		1:52.411		3								3:39.868	
2	33.678		1:32.145		In			3:09.003	P	4									

10 Andréas JOST (D)								ANDERSON VM											
lap	Sect-1	Speed	Sect-2	Speed	Sect-3	Speed	TopSpeed	laptime	pit	lap	Sect-1	Speed	Sect-2	Speed	Sect-3	Speed	Topspeed	laptime	pit
1										1									
2										2									

12 Léo KURSTJENS (NL)								MSKART VM											
lap	Sect-1	Speed	Sect-2	Speed	Sect-3	Speed	TopSpeed	laptime	pit	lap	Sect-1	Speed	Sect-2	Speed	Sect-3	Speed	Topspeed	laptime	pit
1										1									
2										2									

13 Jaime ZULETA (CO)								MSKART VM											
lap	Sect-1	Speed	Sect-2	Speed	Sect-3	Speed	TopSpeed	laptime	pit	lap	Sect-1	Speed	Sect-2	Speed	Sect-3	Speed	Topspeed	laptime	pit
1										1									
2										2									

16 Dave HARVEY (GB)								MSKART VM											
lap	Sect-1	Speed	Sect-2	Speed	Sect-3	Speed	TopSpeed	laptime	pit	lap	Sect-1	Speed	Sect-2	Speed	Sect-3	Speed	Topspeed	laptime	pit
1	33.906		42.337		34.439	112,3		1:50.682		4	31.892		39.810		32.925	117,2		1:44.627	
2	32.733		40.688		34.067	111,7		1:47.488		5	32.925		40.153		32.991	115,8		1:46.069	
3	32.181		40.201		33.609	116,3		1:45.991		6									

17 Julien PONCELET (FRA)								MSKART VM											
lap	Sect-1	Speed	Sect-2	Speed	Sect-3	Speed	TopSpeed	laptime	pit	lap	Sect-1	Speed	Sect-2	Speed	Sect-3	Speed	Topspeed	laptime	pit
1										1									
2										2									

18 Alexandre SEBASTIA (FR)								ANDERSON DEA											
lap	Sect-1	Speed	Sect-2	Speed	Sect-3	Speed	TopSpeed	laptime	pit	lap	Sect-1	Speed	Sect-2	Speed	Sect-3	Speed	Topspeed	laptime	pit
1	35.490		45.893		34.332	114,1		1:55.715		3								6:18.258	
2	32.663		40.691		In			1:50.353	P	4									

20 Mark VERHAAR (NL)								MSKART VM											
lap	Sect-1	Speed	Sect-2	Speed	Sect-3	Speed	TopSpeed	laptime	pit	lap	Sect-1	Speed	Sect-2	Speed	Sect-3	Speed	Topspeed	laptime	pit
1										1									
2										2									

26 Jürgen REINKE (D)								ANDERSON VM											
lap	Sect-1	Speed	Sect-2	Speed	Sect-3	Speed	TopSpeed	laptime	pit	lap	Sect-1	Speed	Sect-2	Speed	Sect-3	Speed	Topspeed	laptime	pit
1	40.252		47.408		In			2:12.463	P	2	Out		43.717		39.303	113,1		4:27.098	

Hankook 12H MAGNY COURS 2017
Touring Car Endurance Series - Race 2

Superkart

21 - 22 April 2017

Laps and Sector Times - Private Practice 1

Circuit Nevers de Magny-Cours - 4411 mtr.

33	Marcel FLEURY (FRA)							ANDERSON DUCATI 848											
lap	Sect-1	Speed	Sect-2	Speed	Sect-3	Speed	TopSpeed	laptime	pit	lap	Sect-1	Speed	Sect-2	Speed	Sect-3	Speed	Topspeed	laptime	pit

47	Daniel HENTSCHEL (D)							MSKART DEA											
lap	Sect-1	Speed	Sect-2	Speed	Sect-3	Speed	TopSpeed	laptime	pit	lap	Sect-1	Speed	Sect-2	Speed	Sect-3	Speed	Topspeed	laptime	pit
1	35.140		43.391		35.126	110,8		1:53.657		4	Out		43.726		36.431	112,9		3:37.402	
2	33.243		41.964		33.977	113,5		<u>1:49.184</u>		5	32.826		45.537		<u>33.362</u>	114,4		1:51.725	
3	33.172		<u>41.593</u>		In			1:53.614	P	6	<u>32.749</u>		44.210		In			1:53.367	P

53	Donato MAIORANO (CH)							ANDERSON DEA											
lap	Sect-1	Speed	Sect-2	Speed	Sect-3	Speed	TopSpeed	laptime	pit	lap	Sect-1	Speed	Sect-2	Speed	Sect-3	Speed	Topspeed	laptime	pit

71	Carlo CHERMAZ (IT)							ANDERSON FPE											
lap	Sect-1	Speed	Sect-2	Speed	Sect-3	Speed	TopSpeed	laptime	pit	lap	Sect-1	Speed	Sect-2	Speed	Sect-3	Speed	Topspeed	laptime	pit
1	37.232		45.634		39.654	106,8		2:02.520		5	33.278		42.794		34.803	114,7		1:50.875	
2	35.874		44.501		37.155	110,5		1:57.530		6	33.065		42.416		<u>34.528</u>	114,9		<u>1:50.009</u>	
3	34.586		44.323		35.776	112,2		1:54.685		7	<u>32.918</u>		42.158		In			1:55.783	P
4	33.665		42.973		35.946	114,7		1:52.584		8	Out		43.652		34.798	113,2		5:07.583	

72	Philippe GERBER (CH)							PVP FPE											
lap	Sect-1	Speed	Sect-2	Speed	Sect-3	Speed	TopSpeed	laptime	pit	lap	Sect-1	Speed	Sect-2	Speed	Sect-3	Speed	Topspeed	laptime	pit

74	Marc ALBIN (FR)							PVP FPE REDSPEED											
lap	Sect-1	Speed	Sect-2	Speed	Sect-3	Speed	TopSpeed	laptime	pit	lap	Sect-1	Speed	Sect-2	Speed	Sect-3	Speed	Topspeed	laptime	pit

76	Etienne AEBISCHER (CH)							MSKART VM											
lap	Sect-1	Speed	Sect-2	Speed	Sect-3	Speed	TopSpeed	laptime	pit	lap	Sect-1	Speed	Sect-2	Speed	Sect-3	Speed	Topspeed	laptime	pit
1	41.318		48.554		37.386	109,1		2:07.258		5	<u>32.272</u>		42.461		38.268	109,5		1:53.001	
2	36.236		44.641		36.226	109,1		1:57.103		6	33.356		<u>40.611</u>		In			1:53.574	P
3	35.332		44.470		In			1:59.257	P	7								5:23.883	
4	Out		43.079		<u>33.646</u>	119,8		3:34.025		8									

88	Kévin BUSBY (GB)							ANDERSON FPE											
lap	Sect-1	Speed	Sect-2	Speed	Sect-3	Speed	TopSpeed	laptime	pit	lap	Sect-1	Speed	Sect-2	Speed	Sect-3	Speed	Topspeed	laptime	pit

91	Johan LAMALLE (FRA)							MSKART VM											
lap	Sect-1	Speed	Sect-2	Speed	Sect-3	Speed	TopSpeed	laptime	pit	lap	Sect-1	Speed	Sect-2	Speed	Sect-3	Speed	Topspeed	laptime	pit

93	Ingvar BJERGE (SWE)							ANDERSON FPE											
lap	Sect-1	Speed	Sect-2	Speed	Sect-3	Speed	TopSpeed	laptime	pit	lap	Sect-1	Speed	Sect-2	Speed	Sect-3	Speed	Topspeed	laptime	pit

888	Teddy LEGENDRE (FRA)							MSKART KTM 500 EXC-F											
lap	Sect-1	Speed	Sect-2	Speed	Sect-3	Speed	TopSpeed	laptime	pit	lap	Sect-1	Speed	Sect-2	Speed	Sect-3	Speed	Topspeed	laptime	pit
1	39.145		47.402		38.860	94,8		2:05.407		5	35.796		<u>44.374</u>		<u>36.027</u>	109,3		1:56.197	
2	36.121		44.793		36.291	109,0		1:57.205		6	35.943		54.553		In			2:21.813	P
3	<u>35.714</u>		44.651		36.187	97,7		1:56.552		7	Out		46.013		36.750	108,1		6:21.253	
4	36.336		45.455		38.027	107,0		1:59.818		8									

Hankook 12H MAGNY COURS 2017
Touring Car Endurance Series - Race 2

Heat name	: Superkart - Private Practice 1		
Heat Date	: 20 April 2017		
Weather	:		
CIRCUITNAME	: Circuit Nevers de Magny-Cours - 4411 mtr.		
Participants Started	: 10	Participants Classified	: 10
Participants Finished	: 5	Participants Not Classified	: 13
Participants Not Finished	: 5		
Green flag at	: 17:00:00	Heat recording start time	: 16:37:47
Finish flag waved at	: 17:20:00	Heat recording end time	: 17:23:56
Total time under Green	: 20:00	Total of All Laps in Heat	: 54
Number of cautions	: 0	Total time under Yellow	: 00:00:00
Number of code-60's	: 0	Total time under Code-60	: 00:00:00

Best Lap time history during the Heat

#	Nbr	lap time	in lap	Name	Car	time of day
1	47	1:53.657	1	Daniel HENTSCHEL	MSKART DEA	17:04:23
2	16	1:50.682	1	Dave HARVEY	MSKART VM	17:04:51
3	47	1:49.184	2	Daniel HENTSCHEL	MSKART DEA	17:06:12
4	16	1:47.488	2	Dave HARVEY	MSKART VM	17:06:38
5	16	1:45.991	3	Dave HARVEY	MSKART VM	17:08:24
6	16	1:44.627	4	Dave HARVEY	MSKART VM	17:10:09
7	3	1:44.351	5	Yannick DE BRABANDER	MSKART VM	17:12:30
8	1	1:40.149	1	Adam KOUT	MSKART DEA	17:13:16
9	1	1:38.859	2	Adam KOUT	MSKART DEA	17:14:55

Hankook 12H MAGNY COURS 2017

Touring Car Endurance Series - Race 2

Superkart

21 - 22 April 2017

Result of Private Practice 2

Circuit Nevers de Magny-Cours - 4411 mtr.

Pos	Nbr	Name / Team name	Car	Fastest	In	Gap	Diff	Laps	Km/h
1	3	Yannick DE BRABANDER (BEL) KARTING PARADISE	MSKART VM	1:37.853	10			10	162,28
2	18	Alexandre SEBASTIA (FR) HEURTAUX	ANDERSON DEA	1:39.314	5	1.461	1.461	7	159,89
3	17	Julien PONCELET (FRA) TEAMMOTORS	MSKART VM	1:41.289	6	3.436	1.975	6	156,78
4	1	Adam KOUT (CZ) MSKART TEAM	MSKART DEA	1:41.822	2	3.969	0.533	5	155,95
5	47	Daniel HENTSCHEL (DE) HT RACING TEAM	MSKART DEA	1:42.668	6	4.815	0.846	7	154,67
6	16	Dave HARVEY (GB) HARVEY VM UK	MSKART VM	1:43.903	7	6.050	1.235	7	152,83
7	93	Ingvar BJERGE (SWE) REDSPEED TEAM	ANDERSON FPE	1:44.653	8	6.800	0.750	9	151,74
8	71	Carlo CHERMAZ (IT) REDSPEED TEAM	ANDERSON FPE	1:47.305	8	9.452	2.652	8	147,99
9	888	Teddy LEGENDRE (FRA) TLC	MSKART KTM 500 EXC-F					4	0,00
10	76	Etienne AEBISCHER (CH) PEGAMARACING	MSKART VM						

Superkarts: 2, 10, 12, 13, 20, 33, 88, 91 - No (AMB) Transponder



Fastest time : 1:37.853 in lap 10 by nbr. 3 : KARTING PARADISE (MSKART)

Publication-time

Results and lap times : www.raceresults.nu

Timekeeping by : RSTime by TimeService.nl

Time Printed : 20-04-2017 - 20:04

Race Director Yann Charpentier	Steward	Timekeeper  Rob Oude Luttikhuis - TimeService.nl	Official Timekeeper 
Page 1 of 1	Results remain provisional pending technical examination and decisions from the stewards of the meeting		

Hankook 12H MAGNY COURS 2017
Touring Car Endurance Series - Race 2

Superkart
Laptimes - Private Practice 2

21 - 22 April 2017
Circuit Nevers de Magny-Cours - 4411 mtr.

Nbr	Name / Team name	1	2	3	4	5	6	7	8	9	10	11	12	13	14	15
1	Adam KOUT	1:40.158	1:41.822	1:57.439	7:25.541	10:28.914										
3	Yannick DE BRABANDER	1:46.027	1:40.668	1:44.887	7:10.893	1:39.510	1:38.941	1:39.596	1:39.163	1:38.442	1:37.853					
16	Dave HARVEY	1:51.858	1:49.506	2:29.709	6:04.719	1:46.440	1:44.395	1:43.903								
17	Julien PONCELET	2:19.180	7:14.908	2:29.062	1:52.389	1:44.034	1:41.289									
18	Alexandre SEBASTIA	2:03.875	9:41.054	1:42.710	1:40.039	1:39.314	1:44.351	4:30.545								
47	Daniel HENTSCHEL	2:06.916	7:55.142	1:47.127	1:44.046	1:43.531	1:42.668	1:43.028								
71	Carlo CHERMAZ	2:01.415	1:54.133	2:18.115	6:29.641	1:49.203	1:56.832	2:36.273	1:47.305							
76	Etienne AEBISCHER															
93	Ingv ar BJERGE	1:50.796	1:47.254	2:20.702	6:38.448	1:48.244	1:44.733	1:44.879	1:44.653	1:44.809						
888	Teddy LEGENDRE	2:08.397	2:08.232	8:12.459	2:01.144											

Hankook 12H MAGNY COURS 2017
Touring Car Endurance Series - Race 2

Superkart
Sector analyse - Private Practice 2

21 - 22 April 2017
Circuit Nevers de Magny-Cours - 4411 mtr.

Pos	Nbr	Name / Team name	Sector 1			Sector 2			Sector 3			Theoretical best	Actual best	In
			time	Lap	pos	time	Lap	pos	time	Lap	pos			
1	3	Yannick DE BRABANDER	30.019	10	2	37.103	10	1	30.731	10	1	1:37.853	1:37.853	10
2	18	Alexandre SEBASTIA	30.234	6	3	37.586	6	2	31.161	5	3	1:38.981	1:39.314	5
3	17	Julien PONCELET	31.015	6	4	38.549	6	4	31.725	6	4	1:41.289	1:41.289	6
4	1	Adam KOUT	29.776	3	1	37.771	3	3	31.055	2	2	1:38.602	1:41.822	2
5	47	Daniel HENTSCHEL	31.150	7	5	38.678	8	5	32.287	6	5	1:42.115	1:42.668	6
6	16	Dave HARVEY	32.512	2	8	40.312	5	7	32.876	6	7	1:45.700	1:43.903	7
7	93	Ingvar BJERGE	31.849	6	6	39.514	9	6	32.625	7	6	1:43.988	1:44.653	8
8	71	Carlo CHERMAZ	32.321	8	7	40.698	9	8	33.961	8	8	1:46.980	1:47.305	8
9	888	Teddy LEGENDRE	35.434	2	9	45.521	2	9	37.260	1	9	1:58.215		
10	76	Etienne AEBISCHER												
11	2	Peter ELKMANN												
12	6	Daniel CLARK												
13	10	Andréas JOST												
14	12	Léo KURSTJENS												
15	13	Jaime ZULETA												
16	20	Mark VERHAAR												
17	26	Jürgen REINKE												
18	33	Marcel FLEURY												
19	53	Donato MAIORANO												
20	72	Philippe GERBER												
21	74	Marc ALBIN												
22	88	Kévin BUSBY												
23	91	Johan LAMALLE												

Hankook 12H MAGNY COURS 2017
Touring Car Endurance Series - Race 2

Superkart

21 - 22 April 2017

Laps and Sector Times - Private Practice 2

Circuit Nevers de Magny-Cours - 4411 mtr.

1 Adam KOUT								MSKART DEA											
lap	Sect-1	Speed	Sect-2	Speed	Sect-3	Speed	TopSpeed	laptime	pit	lap	Sect-1	Speed	Sect-2	Speed	Sect-3	Speed	Topspeed	laptime	pit
1	Out		39.447		31.389	125,2		1:40.158		4	Out		38.516		In			7:25.541	P
2	29.898		40.869		31.055	127,6		1:41.822		5	Out		40.228		In			10:28.914	P
3	29.776		37.771		In			1:57.439	P	6									

2 Peter ELKMANN								ANDERSON VM											
lap	Sect-1	Speed	Sect-2	Speed	Sect-3	Speed	TopSpeed	laptime	pit	lap	Sect-1	Speed	Sect-2	Speed	Sect-3	Speed	Topspeed	laptime	pit

3 Yannick DE BRABANDER								MSKART VM											
lap	Sect-1	Speed	Sect-2	Speed	Sect-3	Speed	TopSpeed	laptime	pit	lap	Sect-1	Speed	Sect-2	Speed	Sect-3	Speed	Topspeed	laptime	pit
1	Out		40.991		32.583	119,4		1:46.027		6	30.179		37.708		31.054	124,2		1:38.941	
2	30.720		38.246		31.702	124,6		1:40.668		7	30.046		38.789		30.761	122,9		1:39.596	
3	30.455		37.954		In			1:44.887	P	8	30.125		37.428		31.610	124,9		1:39.163	
4	Out		39.036		31.702	109,3		7:10.893		9	30.118		37.591		30.733	125,6		1:38.442	
5	30.429		37.823		31.258	121,0		1:39.510		10	30.019		37.103		30.731	124,0		1:37.853	

6 Daniel CLARK								ANDERSON VM											
lap	Sect-1	Speed	Sect-2	Speed	Sect-3	Speed	TopSpeed	laptime	pit	lap	Sect-1	Speed	Sect-2	Speed	Sect-3	Speed	Topspeed	laptime	pit

10 Andréas JOST								ANDERSON VM											
lap	Sect-1	Speed	Sect-2	Speed	Sect-3	Speed	TopSpeed	laptime	pit	lap	Sect-1	Speed	Sect-2	Speed	Sect-3	Speed	Topspeed	laptime	pit

12 Léo KURSTJENS								MSKART VM											
lap	Sect-1	Speed	Sect-2	Speed	Sect-3	Speed	TopSpeed	laptime	pit	lap	Sect-1	Speed	Sect-2	Speed	Sect-3	Speed	Topspeed	laptime	pit

13 Jaime ZULETA								MSKART VM											
lap	Sect-1	Speed	Sect-2	Speed	Sect-3	Speed	TopSpeed	laptime	pit	lap	Sect-1	Speed	Sect-2	Speed	Sect-3	Speed	Topspeed	laptime	pit

16 Dave HARVEY								MSKART VM											
lap	Sect-1	Speed	Sect-2	Speed	Sect-3	Speed	TopSpeed	laptime	pit	lap	Sect-1	Speed	Sect-2	Speed	Sect-3	Speed	Topspeed	laptime	pit
1	Out		44.007		35.370	109,0		1:51.858		5	32.968		40.312		33.160	113,8		1:46.440	
2	32.512		42.688		34.306	112,4		1:49.506		6			32.876		32.876	114,2		1:44.395	
3	41.298		55.075		In			2:29.709	P	7			32.880		32.880	111,0		1:43.903	
4	Out		41.208		34.051	115,9		6:04.719		8									

17 Julien PONCELET								MSKART VM											
lap	Sect-1	Speed	Sect-2	Speed	Sect-3	Speed	TopSpeed	laptime	pit	lap	Sect-1	Speed	Sect-2	Speed	Sect-3	Speed	Topspeed	laptime	pit
1	Out		In		In			2:19.180	P	4	32.382		47.646		32.361	120,2		1:52.389	
2								7:14.908		5	31.385		40.635		32.014	121,9		1:44.034	
3	Out		44.324		33.569	118,9		2:29.062		6	31.015		38.549		31.725	122,9		1:41.289	

18 Alexandre SEBASTIA								ANDERSON DEA											
lap	Sect-1	Speed	Sect-2	Speed	Sect-3	Speed	TopSpeed	laptime	pit	lap	Sect-1	Speed	Sect-2	Speed	Sect-3	Speed	Topspeed	laptime	pit
1	Out		47.599		In			2:03.875	P	5	30.390		37.763		31.161	122,4		1:39.314	
2	Out		43.860		33.114	116,5		9:41.054		6	30.234		37.586		In			1:44.351	P
3	31.236		39.742		31.732	118,9		1:42.710		7								4:30.545	
4	30.682		38.059		31.298	122,9		1:40.039		8									

20 Mark VERHAAR								MSKART VM											
lap	Sect-1	Speed	Sect-2	Speed	Sect-3	Speed	TopSpeed	laptime	pit	lap	Sect-1	Speed	Sect-2	Speed	Sect-3	Speed	Topspeed	laptime	pit

Hankook 12H MAGNY COURS 2017
Touring Car Endurance Series - Race 2

Superkart

21 - 22 April 2017

Laps and Sector Times - Private Practice 2

Circuit Nevers de Magny-Cours - 4411 mtr.

26	Jürgen REINKE							ANDERSON VM											
lap	Sect-1	Speed	Sect-2	Speed	Sect-3	Speed	TopSpeed	laptime	pit	lap	Sect-1	Speed	Sect-2	Speed	Sect-3	Speed	Topspeed	laptime	pit

33	Marcel FLEURY							ANDERSON DUCATI 848											
lap	Sect-1	Speed	Sect-2	Speed	Sect-3	Speed	TopSpeed	laptime	pit	lap	Sect-1	Speed	Sect-2	Speed	Sect-3	Speed	Topspeed	laptime	pit

47	Daniel HENTSCHEL							MSKART DEA											
lap	Sect-1	Speed	Sect-2	Speed	Sect-3	Speed	TopSpeed	laptime	pit	lap	Sect-1	Speed	Sect-2	Speed	Sect-3	Speed	Topspeed	laptime	pit
1	Out		48.138		In			2:06.916	P	5	31.407		39.537		32.587	117,2		1:43.531	
2	Out		45.170		34.179	109,6		7:55.142		6	31.304		39.077		<u>32.287</u>	119,2		<u>1:42.668</u>	
3	32.297		41.271		33.559	110,6		1:47.127		7	<u>31.150</u>		39.186		32.692	119,4		1:43.028	
4	32.003		39.306		32.737	114,7		1:44.046		8									

53	Donato MAIORANO							ANDERSON DEA											
lap	Sect-1	Speed	Sect-2	Speed	Sect-3	Speed	TopSpeed	laptime	pit	lap	Sect-1	Speed	Sect-2	Speed	Sect-3	Speed	Topspeed	laptime	pit

71	Carlo CHERMAZ							ANDERSON FPE											
lap	Sect-1	Speed	Sect-2	Speed	Sect-3	Speed	TopSpeed	laptime	pit	lap	Sect-1	Speed	Sect-2	Speed	Sect-3	Speed	Topspeed	laptime	pit
1	Out		47.442		37.470	108,7		2:01.415		5	32.746		41.771		34.686	111,7		1:49.203	
2	34.045		44.263		35.825	112,7		1:54.133		6	32.329		41.641		In			1:56.832	P
3	37.145		50.369		In			2:18.115	P	7	Out		42.660		34.373	110,6		2:36.273	
4	Out		43.274		35.202	112,1		6:29.641		8	<u>32.321</u>		41.023		<u>33.961</u>	113,1		<u>1:47.305</u>	

72	Philippe GERBER							PVP FPE											
lap	Sect-1	Speed	Sect-2	Speed	Sect-3	Speed	TopSpeed	laptime	pit	lap	Sect-1	Speed	Sect-2	Speed	Sect-3	Speed	Topspeed	laptime	pit

74	Marc ALBIN							PVP FPE REDSPEED											
lap	Sect-1	Speed	Sect-2	Speed	Sect-3	Speed	TopSpeed	laptime	pit	lap	Sect-1	Speed	Sect-2	Speed	Sect-3	Speed	Topspeed	laptime	pit

76	Etienne AEBISCHER							MSKART VM											
lap	Sect-1	Speed	Sect-2	Speed	Sect-3	Speed	TopSpeed	laptime	pit	lap	Sect-1	Speed	Sect-2	Speed	Sect-3	Speed	Topspeed	laptime	pit

88	Kévin BUSBY							ANDERSON FPE											
lap	Sect-1	Speed	Sect-2	Speed	Sect-3	Speed	TopSpeed	laptime	pit	lap	Sect-1	Speed	Sect-2	Speed	Sect-3	Speed	Topspeed	laptime	pit

91	Johan LAMALLE							MSKART VM											
lap	Sect-1	Speed	Sect-2	Speed	Sect-3	Speed	TopSpeed	laptime	pit	lap	Sect-1	Speed	Sect-2	Speed	Sect-3	Speed	Topspeed	laptime	pit

93	Ingvar BJERGE							ANDERSON FPE											
lap	Sect-1	Speed	Sect-2	Speed	Sect-3	Speed	TopSpeed	laptime	pit	lap	Sect-1	Speed	Sect-2	Speed	Sect-3	Speed	Topspeed	laptime	pit
1	Out		44.564		33.867	117,9		1:50.796		6	<u>31.849</u>		39.775		33.109	118,3		1:44.733	
2					33.297	114,3		1:47.254		7	32.211		40.043		<u>32.625</u>	113,5		1:44.879	
3	36.036		55.474		In			2:20.702	P	8					32.827	114,7		<u>1:44.653</u>	
4	Out		41.094		33.238	115,8		6:38.448		9	32.540		<u>39.514</u>		32.755	112,1		1:44.809	
5	32.762		41.645		33.837	115,2		1:48.244		10									

888	Teddy LEGENDRE							MSKART KTM 500 EXC-F											
lap	Sect-1	Speed	Sect-2	Speed	Sect-3	Speed	TopSpeed	laptime	pit	lap	Sect-1	Speed	Sect-2	Speed	Sect-3	Speed	Topspeed	laptime	pit
1	Out		50.840		<u>37.260</u>	108,8		2:08.397		3	Out		51.784		In			8:12.459	P
2	35.434		45.521		In			2:08.232	P	4								2:01.144	

Hankook 12H MAGNY COURS 2017
Touring Car Endurance Series - Race 2

Superkart
Laps and Sector Times - Private Practice 2

21 - 22 April 2017
Circuit Nevers de Magny-Cours - 4411 mtr.

Hankook 12H MAGNY COURS 2017
Touring Car Endurance Series - Race 2

Heat name	: Superkart - Private Practice 2		
Heat Date	: 20 April 2017		
Weather	:		
CIRCUITNAME	: Circuit Nevers de Magny-Cours - 4411 mtr.		
Participants Started	: 10	Participants Classified	: 10
Participants Finished	: 2	Participants Not Classified	: 13
Participants Not Finished	: 8		
Green flag at	: 19:40:09	Heat recording start time	: 19:36:07
Finish flag waved at	: 20:03:19	Heat recording end time	: 20:04:38
Total time under Green	: 23:10	Total of All Laps in Heat	: 63
Number of cautions	: 0	Total time under Yellow	: 00:00:00
Number of code-60's	: 0	Total time under Code-60	: 00:00:00

Best Lap time history during the Heat

#	Nbr	lap time	in lap	Name	Car	time of day
1	1	1:41.822	2	Adam KOUT	MSKART DEA	19:43:31
2	3	1:40.668	2	Yannick DE BRABANDER	MSKART VM	19:43:48
3	3	1:39.510	5	Yannick DE BRABANDER	MSKART VM	19:54:23
4	3	1:38.941	6	Yannick DE BRABANDER	MSKART VM	19:56:02
5	3	1:38.442	9	Yannick DE BRABANDER	MSKART VM	20:00:59
6	3	1:37.853	10	Yannick DE BRABANDER	MSKART VM	20:02:37

Hankook 12H MAGNY COURS 2017

Touring Car Endurance Series - Race 2

Superkart

Result of Qualifying 1

21 - 22 April 2017

Circuit Nevers de Magny-Cours - 4411 mtr.

Pos	Nbr	Name / Team name	Car	Fastest	In	Gap	Diff	Laps	Km/h
1	2	Peter ELKMANN (DE) ANDERSON - VM RACING	ANDERSON VM	1:36.576	8			9	164.43
2	3	Yannick DE BRABANDER (BEL) KARTING PARADISE	MSKART VM	1:37.987	4	1.411	1.411	8	162.06
3	1	Adam KOUT (CZ) MSKART TEAM	MSKART DEA	1:38.577	3	2.001	0.590	8	161.09
4	18	Alexandre SEBASTIA (FR) HEURTAUX	ANDERSON DEA	1:39.446	6	2.870	0.869	7	159.68
5	10	Andréas JOST (DE) JOST MOTORSPORT	ANDERSON VM	1:40.214	4	3.638	0.768	8	158.46
6	17	Julien PONCELET (FRA) TEAMMOTORS	MSKART VM	1:40.454	5	3.878	0.240	10	158.08
7	12	Léo KURSTJENS (NL) KARTING PARADISE	MSKART VM	1:41.515	8	4.939	1.061	9	156.43
8	47	Daniel HENTSCHEL (DE) HT RACING TEAM	MSKART DEA	1:42.263	6	5.687	0.748	7	155.28
9	76	Etienne AEBISCHER (CH) PEGAMARACING	MSKART VM	1:42.535	6	5.959	0.272	7	154.87
10	91	Johan LAMALLE (FRA) JOLA COMPETITION	MSKART VM	1:42.829	9	6.253	0.294	9	154.43
11	13	Jaime ZULETA (CO) KARTING PARADISE	MSKART VM	1:44.493	6	7.917	1.664	9	151.97
12	16	Dave HARVEY (GB) HARVEY VM UK	MSKART VM	1:44.957	5	8.381	0.464	6	151.30
13	6	Daniel C LARK (GB) REDSPEED TEAM	ANDERSON VM	1:45.136	6	8.560	0.179	7	151.04
14	72	Philippe GERBER (CH) PEGAMARACING	PVP FPE	1:45.485	4	8.909	0.349	5	150.54
15	71	Carlo CHERMAZ (IT) REDSPEED TEAM	ANDERSON FPE	1:46.718	6	10.142	1.233	8	148.80
16	88	Kévin BUSBY (GB) BUSBY RACING	ANDERSON FPE	1:48.065	3	11.489	1.347	6	146.95
17	74	Marc ALBIN (FR) PEGAMARACING	PVP FPE REDSPEED	1:48.178	7	11.602	0.113	8	146.79
18	20	Mark VERHAAR (NL) KARTING PARADISE	MSKART VM	1:48.306	3	11.730	0.128	6	146.62
19	888	Teddy LEGENDRE (FRA) TLC	MSKART KTM 500 EXC-F	1:53.641	4	17.065	5.335	7	139.74
Not Qualified Qualification maxima (120% of 1:36.576) = 1:55.891									
DNC	33	Marcel FLEURY (FRA) WILD MOTORSPORT	ANDERSON DUCATI 848	1:57.653	1	21.077	4.012	3	134.97
DNC	53	Donato MAIORANO (CH) REDSPEED TEAM	ANDERSON DEA	2:07.306	3	30.730	9.653	3	124.74
DNC	26	Jürgen REINKE (DE) JR RACING TEAM	ANDERSON VM						



Fastest time : 1:36.576 in lap 8 by nbr. 2 : ANDERSON - VM RACING(Peter ELKMANN) (ANDERSON)

Publication-time

Results and lap times : www.raceresults.nu

Timekeeping by : RSTime by TimeService.nl

Time Printed : 21-04-2017 - 08:54

Race Director Yann Charpentier		Steward		Timekeeper  Rob Oude Luttikhuis - TimeService.nl		Official Timekeeper 	
Page 1 of 1		Results remain provisional pending technical examination and decisions from the stewards of the meeting					

Hankook 12H MAGNY COURS 2017
Touring Car Endurance Series - Race 2

Superkart
Laptimes - Qualifying 1

21 - 22 April 2017
Circuit Nevers de Magny-Cours - 4411 mtr.

Nbr	Name / Team name	1	2	3	4	5	6	7	8	9	10	11	12	13	14	15
1	Adam KOUT	1:53.217	1:43.893	1:38.577	1:38.684	1:43.447	5:07.795	1:39.204	1:38.678							
2	Peter ELKMANN	2:00.178	1:41.022	1:38.707	1:37.368	1:36.911	1:42.059	1:37.138	1:36.576	1:44.071						
3	Yannick DE BRABAN DER	1:52.969	1:41.874	1:39.483	1:37.987	1:38.015	1:46.362	1:38.085	1:46.079							
6	Daniel CLARK	2:06.789	1:53.457	1:46.098	1:51.684	5:17.191	1:45.136	1:50.148								
10	Andréas JOST	1:55.375	1:44.684	1:43.046	1:40.214	3:07.430	1:44.908	1:49.191	1:37.464							
12	Léo KURSTJENS	2:04.516	1:51.886	1:49.847	1:42.262	1:42.561	1:45.655	1:43.034	1:41.515	1:52.905						
13	Jaime ZULETA	2:15.865	2:06.170	1:53.799	2:09.308	1:46.706	1:44.493	1:45.373	1:46.895	1:46.803						
16	Dave HARVEY	2:00.058	1:52.713	1:47.401	1:46.016	1:44.957	1:53.019									
17	Julien PONCELET	1:58.144	1:43.529	1:41.120	1:40.968	1:40.454	1:44.873	1:43.033	1:41.392	1:41.391	1:43.893					
18	Alexandre SEBASTIA	2:12.247	4:06.039	1:44.562	1:47.175	1:48.445	1:39.446	1:47.379								
20	Mark VERHAAR	2:04.590	1:52.197	1:48.306	1:54.151	7:06.808	1:59.782									
26	Jürgen REINKE															
33	Marcel FLEURY	1:57.653	8:57.797	2:00.659												
47	Daniel HENTSCHEL	2:03.442	1:51.860	1:48.353	2:29.754	1:47.687	1:42.263	1:51.374								
53	Donato MAIORANO	2:20.330	3:11.104	2:07.306												
71	Carlo CHERMAZ	2:11.135	1:54.743	2:05.502	3:59.704	1:48.560	1:46.718	1:48.586	1:47.753							
72	Philippe GERBER	2:01.545	1:50.879	1:46.977	1:45.485	1:57.252										
74	Marc ALBIN	2:04.156	1:53.127	1:51.027	1:52.879	1:51.783	1:48.801	1:48.178	1:56.455							
76	Etienne AEBISCHER	2:15.998	1:57.130	1:46.786	1:50.273	1:46.779	1:42.535	1:52.463								
88	Kévin BUSBY	2:17.433	1:54.921	1:48.065	1:50.540	7:12.667	1:51.167									
91	Johan LAMALLE	2:15.582	1:51.631	1:46.051	1:49.305	1:47.570	1:51.545	2:19.004	1:42.835	1:42.829						
888	Teddy LEGENDRE	2:11.110	1:58.829	1:55.151	1:53.641	2:02.158	1:54.798	1:55.870								

Hankook 12H MAGNY COURS 2017
Touring Car Endurance Series - Race 2

Superkart
Sector analyse - Qualifying 1

21 - 22 April 2017
Circuit Nevers de Magny-Cours - 4411 mtr.

Pos	Nbr	Name / Team name	Sector 1			Sector 2			Sector 3			Theoretical best	Actual best	In
			time	Lap	pos	time	Lap	pos	time	Lap	pos			
1	2	Peter ELKMANN	29.474	7	2	36.757	8	1	30.329	8	1	1:36.560	1:36.576	8
2	3	Yannick DE BRABANDER	29.772	6	3	37.268	4	2	30.730	7	2	1:37.770	1:37.987	4
3	1	Adam KOUT	29.247	9	1	37.570	3	3	30.781	7	3	1:37.598	1:38.577	3
4	18	Alexandre SEBASTIA	30.285	6	5	37.771	6	4	31.390	6	4	1:39.446	1:39.446	6
5	10	Andréas JOST	30.176	4	4	38.033	4	5	32.005	4	7	1:40.214	1:40.214	4
6	17	Julien PONCELET	30.410	6	6	38.325	9	6	31.401	5	5	1:40.136	1:40.454	5
7	12	Léo KURSTJENS	30.962	9	7	38.460	8	7	31.812	8	6	1:41.234	1:41.515	8
8	47	Daniel HENTSCHEL	31.397	7	10	38.808	6	8	32.047	6	8	1:42.252	1:42.263	6
9	76	Etienne AEBISCHER	31.309	6	9	38.859	6	9	32.367	6	11	1:42.535	1:42.535	6
10	91	Johan LAMALLE	31.279	9	8	39.064	9	10	32.228	8	9	1:42.571	1:42.829	9
11	13	Jaime ZULETA	32.077	10	15	39.385	6	11	32.342	9	10	1:43.804	1:44.493	6
12	16	Dave HARVEY	31.534	4	12	39.699	5	12	32.988	5	12	1:44.221	1:44.957	5
13	6	Daniel CLARK	31.419	7	11	39.954	6	14	33.060	6	13	1:44.433	1:45.136	6
14	72	Philippe GERBER	32.175	5	16	39.798	4	13	33.406	4	14	1:45.379	1:45.485	4
15	71	Carlo CHERMAZ	31.832	9	14	41.080	6	17	33.578	6	16	1:46.490	1:46.718	6
16	88	Kévin BUSBY	31.758	4	13	40.750	4	16	33.441	3	15	1:45.949	1:48.065	3
17	74	Marc ALBIN	32.662	7	18	41.391	7	18	34.041	6	18	1:48.094	1:48.178	7
18	20	Mark VERHAAR	32.576	7	17	40.313	4	15	33.968	3	17	1:46.857	1:48.306	3
19	888	Teddy LEGENDRE	34.556	4	19	43.699	4	19	35.386	4	19	1:53.641	1:53.641	4
20	33	Marcel FLEURY											1:57.653	1
21	53	Donato MAIORANO	37.444	3	20	45.550	3	20	42.709	1	20	2:05.703	2:07.306	3
22	26	Jürgen REINKE												
23	93	Ingvar BJERGE												

Hankook 12H MAGNY COURS 2017

Touring Car Endurance Series - Race 2

Superkart

21 - 22 April 2017

Laps and Sector Times - Qualifying 1

Circuit Nevers de Magny-Cours - 4411 mtr.

1 Adam KOUT							MSKART DEA												
lap	Sect-1	Speed	Sect-2	Speed	Sect-3	Speed	TopSpeed	laptime	pit	lap	Sect-1	Speed	Sect-2	Speed	Sect-3	Speed	Topspeed	laptime	pit
1	Out		44.084		34.083	122.9		1:53.217		5	29.883		37.765		In			1:43.447	P
2	30.240		42.018		31.635	121.5		1:43.893		6	Out		41.919		32.451	125.2		5:07.795	
3	30.069		<u>37.570</u>		30.938	126.2		<u>1:38.577</u>		7	29.905		38.518		<u>30.781</u>	127.3		1:39.204	
4	30.162		37.594		30.928	126.4		1:38.684		8	29.324		37.680		31.674	128.2		1:38.678	

2 Peter ELKMANN							ANDERSON VM												
lap	Sect-1	Speed	Sect-2	Speed	Sect-3	Speed	TopSpeed	laptime	pit	lap	Sect-1	Speed	Sect-2	Speed	Sect-3	Speed	Topspeed	laptime	pit
1	Out		46.179		34.199	117.9		2:00.178		6	30.796		39.369		31.894	124.9		1:42.059	
2	31.048		38.848		31.126	122.1		1:41.022		7	<u>29.474</u>		36.976		30.688	125.6		1:37.138	
3	30.056		37.519		31.132	123.0		1:38.707		8	29.490		<u>36.757</u>		<u>30.329</u>	125.9		<u>1:36.576</u>	
4	29.748		37.081		30.539	124.5		1:37.368		9	29.613		37.567		In			1:44.071	P
5	29.554		36.819		30.538	126.1		1:36.911		10									

3 Yannick DE BRABANDER							MSKART VM												
lap	Sect-1	Speed	Sect-2	Speed	Sect-3	Speed	TopSpeed	laptime	pit	lap	Sect-1	Speed	Sect-2	Speed	Sect-3	Speed	Topspeed	laptime	pit
1	Out		43.724		34.495	113.6		1:52.969		5	29.896		37.364		30.755	123.3		1:38.015	
2	31.334		38.871		31.669	122.9		1:41.874		6	<u>29.772</u>		42.179		34.411	122.4		1:46.362	
3	30.240		38.162		31.081	121.1		1:39.483		7	30.038		37.317		<u>30.730</u>	123.3		1:38.085	
4	29.921		<u>37.268</u>		30.798	123.6		<u>1:37.987</u>		8	29.846		37.609		In			1:46.079	P

6 Daniel CLARK							ANDERSON VM												
lap	Sect-1	Speed	Sect-2	Speed	Sect-3	Speed	TopSpeed	laptime	pit	lap	Sect-1	Speed	Sect-2	Speed	Sect-3	Speed	Topspeed	laptime	pit
1	Out		50.857		38.296	90.4		2:06.789		5	Out		45.246		34.416	108.3		5:17.191	
2	34.890		44.389		34.178	113.0		1:53.457		6	32.122		<u>39.954</u>		<u>33.060</u>	113.6		<u>1:45.136</u>	
3	32.489		40.543		33.066	111.8		1:46.098		7	<u>31.419</u>		40.084		In			1:50.148	P
4	31.942		40.356		In			1:51.684	P	8									

10 Andréas JOST							ANDERSON VM												
lap	Sect-1	Speed	Sect-2	Speed	Sect-3	Speed	TopSpeed	laptime	pit	lap	Sect-1	Speed	Sect-2	Speed	Sect-3	Speed	Topspeed	laptime	pit
1	Out		44.176		36.887	112.4		1:55.375		5	30.479		2:02.880		34.071	108.1		3:07.430	
2	31.464		39.696		33.524	114.8		1:44.684		6	32.786		39.680		32.442	121.5		1:44.908	
3	31.479		39.247		32.320	125.6		1:43.046		7	30.978		42.292		In			1:49.191	P
4	<u>30.176</u>		<u>38.033</u>		<u>32.005</u>	123.0		<u>1:40.214</u>		8								1:37.464	

12 Léo KURSTJENS							MSKART VM												
lap	Sect-1	Speed	Sect-2	Speed	Sect-3	Speed	TopSpeed	laptime	pit	lap	Sect-1	Speed	Sect-2	Speed	Sect-3	Speed	Topspeed	laptime	pit
1	Out		48.855		36.130	108.7		2:04.516		6	32.035		40.534		33.086	119.9		1:45.655	
2	33.240		44.582		34.064	116.5		1:51.886		7	31.693		39.292		32.049	119.8		1:43.034	
3	31.650		43.875		34.322	123.0		1:49.847		8	31.243		<u>38.460</u>		<u>31.812</u>	122.9		<u>1:41.515</u>	
4	31.240		38.923		32.099	118.5		1:42.262		9	<u>30.962</u>		40.171		In			1:52.905	P
5	31.602		38.966		31.993	123.6		1:42.561		10									

13 Jaime ZULETA							MSKART VM												
lap	Sect-1	Speed	Sect-2	Speed	Sect-3	Speed	TopSpeed	laptime	pit	lap	Sect-1	Speed	Sect-2	Speed	Sect-3	Speed	Topspeed	laptime	pit
1	Out		53.227		40.481	100.7		2:15.865		6	32.183		<u>39.385</u>		32.925	111.0		1:44.493	
2	38.590		48.426		39.154	91.6		2:06.170		7	32.279		39.792		33.302	121.4		1:45.373	
3	36.303		42.966		34.530	108.8		1:53.799		8	32.083		41.197		33.615	122.8		1:46.895	
4	33.108		40.462		55.738	105.4		2:09.308		9	32.527		41.934		<u>32.342</u>	123.2		1:46.803	
5	33.220		40.809		32.677	115.2		1:46.706		10									

16 Dave HARVEY							MSKART VM												
lap	Sect-1	Speed	Sect-2	Speed	Sect-3	Speed	TopSpeed	laptime	pit	lap	Sect-1	Speed	Sect-2	Speed	Sect-3	Speed	Topspeed	laptime	pit
1	Out		45.827		37.353	97.4		2:00.058		4	<u>31.534</u>		40.260		34.222	111.6		1:46.016	
2	34.416		43.458		34.839	108.8		1:52.713		5	32.270		<u>39.699</u>		<u>32.988</u>	117.9		<u>1:44.957</u>	
3					33.041	112.5		1:47.401		6	31.769		40.556		In			1:53.019	P

Hankook 12H MAGNY COURS 2017
Touring Car Endurance Series - Race 2

Superkart

21 - 22 April 2017

Laps and Sector Times - Qualifying 1

Circuit Nevers de Magny-Cours - 4411 mtr.

17 Julien PONCELET								MSKART VM											
lap	Sect-1	Speed	Sect-2	Speed	Sect-3	Speed	TopSpeed	laptime	pit	lap	Sect-1	Speed	Sect-2	Speed	Sect-3	Speed	Topspeed	laptime	pit
1	Out		45.548		33.975	114.9		1:58.144		6	<u>30.410</u>		41.111		33.352	118.7		1:44.873	
2	31.473		40.007		32.049	121.1		1:43.529		7	31.326		40.056		31.651	122.5		1:43.033	
3	30.708		38.399		32.013	119.6		1:41.120		8	30.648		39.245		31.499	120.3		1:41.392	
4	30.943		38.336		31.689	121.0		1:40.968		9	30.493		<u>38.325</u>		32.573	121.0		1:41.391	
5	30.673		38.380		<u>31.401</u>	123.0		<u>1:40.454</u>		10	30.582		41.505		31.806	121.7		1:43.893	

18 Alexandre SEBASTIA								ANDERSON DEA											
lap	Sect-1	Speed	Sect-2	Speed	Sect-3	Speed	TopSpeed	laptime	pit	lap	Sect-1	Speed	Sect-2	Speed	Sect-3	Speed	Topspeed	laptime	pit
1	Out		49.740		In			2:12.247	P	5	37.059		38.881		32.505	122.5		1:48.445	
2	Out		42.567		32.564	119.0		4:06.039		6	<u>30.285</u>		<u>37.771</u>		<u>31.390</u>	112.0		<u>1:39.446</u>	
3	31.150		38.692		34.720	104.0		1:44.562		7	32.074		38.301		In			1:47.379	P
4	31.202		41.471		34.502	120.4		1:47.175		8									

20 Mark VERHAAR								MSKART VM											
lap	Sect-1	Speed	Sect-2	Speed	Sect-3	Speed	TopSpeed	laptime	pit	lap	Sect-1	Speed	Sect-2	Speed	Sect-3	Speed	Topspeed	laptime	pit
1	Out		48.501		38.410	98.9		2:04.590		4	32.663		<u>40.313</u>		In			1:54.151	P
2	34.391		43.167		34.639	110.0		1:52.197		5	Out				37.692	106.4		7:06.808	
3	33.064		41.274		<u>33.968</u>	112.9		<u>1:48.306</u>		6	34.647		42.426		42.709	112.4		1:59.782	

26 Jürgen REINKE								ANDERSON VM											
lap	Sect-1	Speed	Sect-2	Speed	Sect-3	Speed	TopSpeed	laptime	pit	lap	Sect-1	Speed	Sect-2	Speed	Sect-3	Speed	Topspeed	laptime	pit
1										1									
2										2									

33 Marcel FLEURY								ANDERSON DUCATI 848											
lap	Sect-1	Speed	Sect-2	Speed	Sect-3	Speed	TopSpeed	laptime	pit	lap	Sect-1	Speed	Sect-2	Speed	Sect-3	Speed	Topspeed	laptime	pit
1								1:57.653		3								2:00.659	
2								8:57.797		4									

47 Daniel HENTSCHEL								MSKART DEA											
lap	Sect-1	Speed	Sect-2	Speed	Sect-3	Speed	TopSpeed	laptime	pit	lap	Sect-1	Speed	Sect-2	Speed	Sect-3	Speed	Topspeed	laptime	pit
1	Out		47.553		40.369	99.3		2:03.442		5	32.252		40.157		35.278	120.4		1:47.687	
2	34.651		41.297		35.912	115.1		1:51.860		6	31.408		<u>38.808</u>		<u>32.047</u>	122.6		<u>1:42.263</u>	
3	33.031		40.918		34.404	109.9		1:48.353		7	<u>31.397</u>		40.472		In			1:51.374	P
4	32.351		39.702		1:17.701	108.8		2:29.754		8									

53 Donato MAIORANO								ANDERSON DEA											
lap	Sect-1	Speed	Sect-2	Speed	Sect-3	Speed	TopSpeed	laptime	pit	lap	Sect-1	Speed	Sect-2	Speed	Sect-3	Speed	Topspeed	laptime	pit
1	Out		55.300		<u>42.709</u>	95.3		2:20.330		3	<u>37.444</u>		<u>45.550</u>		44.312	38.9		<u>2:07.306</u>	
2	38.942		47.932		1:44.230	88.6		3:11.104		4									

71 Carlo CHERMAZ								ANDERSON FPE											
lap	Sect-1	Speed	Sect-2	Speed	Sect-3	Speed	TopSpeed	laptime	pit	lap	Sect-1	Speed	Sect-2	Speed	Sect-3	Speed	Topspeed	laptime	pit
1	Out		50.840		39.190	106.5		2:11.135		5	32.517		41.595		34.448	116.3		1:48.560	
2	34.236		44.632		35.875	114.0		1:54.743		6	32.060		<u>41.080</u>		<u>33.578</u>	111.5		<u>1:46.718</u>	
3	40.383		43.844		In			2:05.502	P	7	32.173		41.693		34.720	114.8		1:48.586	
4	Out		44.271		34.940	112.0		3:59.704		8	31.995		42.098		33.660	116.9		1:47.753	

72 Philippe GERBER								PVP FPE											
lap	Sect-1	Speed	Sect-2	Speed	Sect-3	Speed	TopSpeed	laptime	pit	lap	Sect-1	Speed	Sect-2	Speed	Sect-3	Speed	Topspeed	laptime	pit
1	Out		48.676		39.583	105.3		2:01.545		4	32.281		<u>39.798</u>		<u>33.406</u>	104.2		<u>1:45.485</u>	
2	34.237		42.609		34.033	114.7		1:50.879		5	<u>32.175</u>		40.318		In			1:57.252	P
3	32.499		40.507		33.971	112.9		1:46.977		6									

Hankook 12H MAGNY COURS 2017
Touring Car Endurance Series - Race 2

Superkart

21 - 22 April 2017

Laps and Sector Times - Qualifying 1

Circuit Nevers de Magny-Cours - 4411 mtr.

74 Marc ALBIN								PVP FPE REDSPEED												
lap	Sect-1	Speed	Sect-2	Speed	Sect-3	Speed	TopSpeed	laptime	pit	lap	Sect-1	Speed	Sect-2	Speed	Sect-3	Speed	Topspeed	laptime	pit	
1	Out		49.567		37.294	82.7		2:04.156		5	33.311		44.184		34.288	116.2			1:51.783	
2	34.651		43.658		34.818	112.0		1:53.127		6	32.763		41.997		<u>34.041</u>	113.0			1:48.801	
3	33.816		42.800		34.411	110.6		1:51.027		7	<u>32.662</u>		<u>41.391</u>		34.125	109.8			<u>1:48.178</u>	
4	33.277		42.082		37.520	115.3		1:52.879		8	33.400		43.994		In				1:56.455	P

76 Etienne AEBI SCHER								MSKART VM												
lap	Sect-1	Speed	Sect-2	Speed	Sect-3	Speed	TopSpeed	laptime	pit	lap	Sect-1	Speed	Sect-2	Speed	Sect-3	Speed	Topspeed	laptime	pit	
1	Out		53.321		41.524	98.7		2:15.998		5	33.366		40.707		32.706	118.2			1:46.779	
2	37.508		44.566		35.056	113.6		1:57.130		6	<u>31.309</u>		<u>38.859</u>		<u>32.367</u>	122.1			1:42.535	
3	32.959		40.278		33.549	118.6		1:46.786		7	31.384		40.035		In				1:52.463	P
4	32.542		40.480		37.251	95.8		1:50.273		8										

88 Kévin BUSBY								ANDERSON FPE												
lap	Sect-1	Speed	Sect-2	Speed	Sect-3	Speed	TopSpeed	laptime	pit	lap	Sect-1	Speed	Sect-2	Speed	Sect-3	Speed	Topspeed	laptime	pit	
1	Out		52.447		42.184	72.2		2:17.433		4	<u>31.758</u>		<u>40.750</u>		In				1:50.540	P
2	37.340		43.523		34.058	115.8		1:54.921		5	Out		47.350		37.416	107.9			7:12.667	
3	32.060		42.564		<u>33.441</u>	114.0		<u>1:48.065</u>		6	34.650		42.514		34.003	105.7			1:51.167	

91 Johan LAMALLE								MSKART VM												
lap	Sect-1	Speed	Sect-2	Speed	Sect-3	Speed	TopSpeed	laptime	pit	lap	Sect-1	Speed	Sect-2	Speed	Sect-3	Speed	Topspeed	laptime	pit	
1	Out		52.565		39.647	100.6		2:15.582		6	31.800		40.168		In				1:51.545	P
2	35.522		42.335		33.774	118.3		1:51.631		7	Out		40.249		32.463	123.9			2:19.004	
3	32.009		40.594		33.448	122.9		1:46.051		8	31.358		39.249		<u>32.228</u>	121.3			1:42.835	
4	31.817		39.919		37.569	100.6		1:49.305		9	<u>31.279</u>		<u>39.064</u>		32.486	115.3			<u>1:42.829</u>	
5	32.894		40.420		34.256	118.6		1:47.570		10										

93 Ingvar BJERGE								ANDERSON FPE												
lap	Sect-1	Speed	Sect-2	Speed	Sect-3	Speed	TopSpeed	laptime	pit	lap	Sect-1	Speed	Sect-2	Speed	Sect-3	Speed	Topspeed	laptime	pit	
1										1										

888 Teddy LEGENDRE								MSKART KTM 500 EXC-F												
lap	Sect-1	Speed	Sect-2	Speed	Sect-3	Speed	TopSpeed	laptime	pit	lap	Sect-1	Speed	Sect-2	Speed	Sect-3	Speed	Topspeed	laptime	pit	
1	Out		52.097		39.323	101.5		2:11.110		5	36.859		45.767		39.532	105.8			2:02.158	
2	36.486		45.760		36.583	107.9		1:58.829		6	35.050		43.699		36.049	107.2			1:54.798	
3	35.015		44.147		35.989	110.6		1:55.151		7	35.353		44.161		36.356	106.9			1:55.870	
4	<u>34.556</u>		<u>43.699</u>		<u>35.386</u>	109.5		<u>1:53.641</u>		8										

Hankook 12H MAGNY COURS 2017
Touring Car Endurance Series - Race 2

Heat name	: Superkart - Qualifying 1		
Heat Date	: 21 April 2017		
Weather	:		
CIRCUITNAME	: Circuit Nevers de Magny-Cours - 4411 mtr.		
Participants Started	: 22	Participants Classified	: 19
Participants Finished	: 0	Participants Not Classified	: 4
Participants Not Finished	: 22		
Green flag at	: 08:30:00	Heat recording start time	: 07:36:41
Finish flag waved at	:	Heat recording end time	: 08:54:10
Total time under Green	: 17:18	Total of All Laps in Heat	: 150
Number of cautions	: 0	Total time under Yellow	: 00:00:00
Number of code-60's	: 0	Total time under Code-60	: 00:00:00

Best Lap time history during the Heat

#	Nbr	lap time	in lap	Name	Car	time of day
1	2	1:41.022	2	Peter ELKMANN	ANDERSON VM	08:33:55
2	2	1:38.707	3	Peter ELKMANN	ANDERSON VM	08:35:34
3	1	1:38.577	3	Adam KOUT	MSKART DEA	08:35:53
4	2	1:37.368	4	Peter ELKMANN	ANDERSON VM	08:37:11
5	2	1:36.911	5	Peter ELKMANN	ANDERSON VM	08:38:48
6	2	1:36.576	8	Peter ELKMANN	ANDERSON VM	08:43:44

Hankook 12H MAGNY COURS 2017

Touring Car Endurance Series - Race 2

Superkart

Result of Qualifying 2

21 - 22 April 2017

Circuit Nevers de Magny-Cours - 4411 mtr.

Pos	Nbr	Name / Team name	Car	Fastest	In	Gap	Diff	Laps	Km/h
1	2	Peter ELKMANN (DE) ANDERSON - VM RACING	ANDERSON VM	1:37.005	3			7	163.70
2	3	Yannick DE BRABANDER (BEL) KARTING PARADISE	MSKART VM	1:37.265	7	0.260	0.260	8	163.26
3	1	Adam KOUT (CZ) MSKART TEAM	MSKART DEA	1:38.116	3	1.111	0.851	7	161.85
4	18	Alexandre SEBASTIA (FR) HEURTAUX	ANDERSON DEA	1:38.686	4	1.681	0.570	4	160.91
5	17	Julien PONCELET (FRA) TEAMMOTORS	MSKART VM	1:39.328	3	2.323	0.642	10	159.87
6	47	Daniel HENTSCHEL (DE) HT RACING TEAM	MSKART DEA	1:40.624	7	3.619	1.296	9	157.81
7	76	Etienne AEBISCHER (CH) PEGAMARACING	MSKART VM	1:40.943	5	3.938	0.319	7	157.31
8	16	Dave HARVEY (GB) HARVEY VM UK	MSKART VM	1:40.957	5	3.952	0.014	9	157.29
9	6	Daniel C LARK (GB) REDSPEED TEAM	ANDERSON VM	1:41.428	5	4.423	0.471	8	156.56
10	12	Léo KURSTJENS (NL) KARTING PARADISE	MSKART VM	1:41.684	9	4.679	0.256	9	156.17
11	13	Jaime ZULETA (CO) KARTING PARADISE	MSKART VM	1:41.866	5	4.861	0.182	8	155.89
12	20	Mark VERHAAR (NL) KARTING PARADISE	MSKART VM	1:42.628	9	5.623	0.762	11	154.73
13	91	Johan LAMALLE (FRA) JOLA COMPETITION	MSKART VM	1:42.951	4	5.946	0.323	5	154.24
14	93	Ingvar BJERGE (SWE) REDSPEED TEAM	ANDERSON FPE	1:43.021	10	6.016	0.070	11	154.14
15	71	Carlo CHERMAZ (IT) REDSPEED TEAM	ANDERSON FPE	1:43.709	10	6.704	0.688	12	153.12
16	72	Philippe GERBER (CH) PEGAMARACING	PVP FPE	1:44.179	5	7.174	0.470	7	152.43
17	88	Kévin BUSBY (GB) BUSBY RACING	ANDERSON FPE	1:44.588	7	7.583	0.409	8	151.83
18	10	Andréas JOST (DE) JOST MOTORSPORT	ANDERSON VM	1:47.741	4	10.736	3.153	4	147.39
19	33	Marcel FLEURY (FRA) WILD MOTORSPORT	ANDERSON DUCATI 848	1:50.901	5	13.896	3.160	7	143.19
20	888	Teddy LEGENDRE (FRA) TLC	MSKART KTM 500 EXC-F	1:51.145	7	14.140	0.244	9	142.87
Not Qualified		Qualification maxima (120% of 1:37.005) = 1:56.406							
DNC	53	Donato MAIORANO (CH) REDSPEED TEAM	ANDERSON DEA	2:00.494	6	23.489	9.349	7	131.79
DNC	26	Jürgen REINKE (DE) JR RACING TEAM	ANDERSON VM					1	0.00

Superkart 33: No working transponder!



Fastest time : 1:37.005 in lap 3 by nbr. 2 : ANDERSON - VM RACING(Peter ELKMANN) (ANDERSON)

Publication-time

Results and lap times : www.raceresults.nu

Timekeeping by : RSTime by TimeService.nl

Time Printed : 21-04-2017 - 10:42

Race Director Yann Charpentier		Steward		Timekeeper  Rob Oude Luttikhuis - TimeService.nl		Official Timekeeper 	
Page 1 of 1	Results remain provisional pending technical examination and decisions from the stewards of the meeting						

Hankook 12H MAGNY COURS 2017

Touring Car Endurance Series - Race 2

Result of the combined Qualifications - Superkart

21 - 22 April 2017

Result of Qualifying 2

Circuit Nevers de Magny-Cours - 4411 mtr.

Pos	Nbr	Name	Qual-1	Qual-2	Fastest	Gap
1	2	Peter ELKMANN (DE)	1:36.576	1:37.005	1:36.576	
2	3	Yannick DE BRABANDER (BEL)	1:37.987	1:37.265	1:37.265	0.689
3	1	Adam KOUT (CZ)	1:38.577	1:38.116	1:38.116	1.540
4	18	Alexandre SEBASTIA (FR)	1:39.446	1:38.686	1:38.686	2.110
5	17	Julien PONCELET (FRA)	1:40.454	1:39.328	1:39.328	2.752
6	10	Andréas JOST (DE)	1:40.214	1:47.741	1:40.214	3.638
7	47	Daniel HENTSCHEL (DE)	1:42.263	1:40.624	1:40.624	4.048
8	76	Etienne AEBISCHER (CH)	1:42.535	1:40.943	1:40.943	4.367
9	16	Dave HARVEY (GB)	1:44.957	1:40.957	1:40.957	4.381
10	6	Daniel CLARK (GB)	1:45.136	1:41.428	1:41.428	4.852
11	12	Léo KURSTJENS (NL)	1:41.515	1:41.684	1:41.515	4.939
12	13	Jaime ZULETA (CO)	1:44.493	1:41.866	1:41.866	5.290
13	20	Mark VERHAAR (NL)	1:48.306	1:42.628	1:42.628	6.052
14	91	Johan LAMALLE (FRA)	1:42.829	1:42.951	1:42.829	6.253
15	93	Ingvar BJERGE (SWE)		1:43.021	1:43.021	6.445
16	71	Carlo CHERMAZ (IT)	1:46.718	1:43.709	1:43.709	7.133
17	72	Philippe GERBER (CH)	1:45.485	1:44.179	1:44.179	7.603
18	88	Kévin BUSBY (GB)	1:48.065	1:44.588	1:44.588	8.012
19	74	Marc ALBIN (FR)	1:48.178		1:48.178	11.602
20	33	Marcel FLEURY (FRA)	1:57.653	1:50.901	1:50.901	14.325
21	888	Teddy LEGENDRE (FRA)	1:53.641	1:51.145	1:51.145	14.569
DNQ	53	Donato MAIORANO (CH)	2:07.306	2:00.494	2:00.494	23.918
DNQ	26	Jürgen REINKE (DE)				

Qualification 1: Superkarts 26, 33, 53, 93 Did not qualify

Qualification 2: Superkarts 26, 53, 74 Did not qualify



Fastest time : 1:37.005 in lap 3 by nbr. 2 : ANDERSON - VMRACING(Peter ELKMANN) (ANDERSON)

Publication-time

Results and lap times : www.raceresults.nu

Timekeeping by : RSTime by TimeService.nl

Time Printed : 21-04-2017 - 10:44

Race Director	Steward]	Timekeeper	 Rob Oude Luttikhuis - TimeService.nl	Official Timekeeper 
Yann Charpentier				
Page 1 of 1	Results remain provisional pending technical examination and decisions from the stewards of the meeting			

Hankook 12H MAGNY COURS 2017
Touring Car Endurance Series - Race 2

Superkart
Laptimes - Qualifying 2

21 - 22 April 2017
Circuit Nevers de Magny-Cours - 4411 mtr.

Nbr	Name / Team name	1	2	3	4	5	6	7	8	9	10	11	12	13	14	15
1	Adam KOUT	1:41.784	1:38.750	1:38.116	1:38.757	1:38.299	1:38.902	1:45.869								
2	Peter ELKMANN	1:42.887	1:38.958	1:37.005	1:40.051	1:38.309	1:37.441	1:48.780								
3	Yannick DE BRABAN DER	1:50.039	1:40.439	1:39.639	1:38.525	1:37.666	1:37.889	1:37.265	1:57.124							
6	Daniel CLARK	2:18.824	1:52.275	1:46.102	1:42.476	1:41.428	1:52.683	6:37.820	1:44.925							
10	Andréas JOST	2:08.946	4:04.819	1:52.698	1:47.741											
12	Léo KURSTJENS	1:53.021	1:48.432	2:35.322	1:41.903	1:42.209	1:42.302	1:43.171	1:42.883	1:41.684						
13	Jaime ZULETA	1:55.790	1:57.378	1:52.099	3:34.226	1:41.866	1:42.319	1:44.494	1:43.290							
16	Dave HARVEY	1:59.180	1:48.584	1:43.184	1:43.058	1:40.957	1:56.350	6:04.762	1:45.210	1:42.173						
17	Julien PONCELET	1:47.761	1:40.751	1:39.328	1:40.212	1:40.252	1:40.911	1:40.235	1:40.342	1:40.491	1:49.337					
18	Alexandre SEBASTIA	1:55.157	1:41.048	1:39.120	1:38.686											
20	Mark VERHAAR	2:03.988	1:50.929	1:46.550	1:45.923	1:43.884	1:43.352	1:43.559	1:42.932	1:42.628	1:43.251	1:49.572				
26	Jürgen REINKE	3:20.860														
33	Marcel FLEURY	1:53.604	1:54.696	1:54.032	1:53.515	1:50.901	1:52.157	1:54.499								
47	Daniel HENTSCHEL	2:00.542	1:58.434	1:42.461	1:41.726	1:41.819	1:41.918	1:40.624	1:48.186	1:48.700						
53	Donato MAIORANO	2:12.081	2:07.990	2:01.803	2:07.893	3:10.450	2:00.494	2:00.843								
71	Carlo CHERMAZ	2:00.891	1:52.194	1:50.010	1:47.968	1:46.538	1:45.418	1:45.536	1:45.938	1:44.420	1:43.709	1:43.781	1:51.185			
72	Philippe GERBER	2:11.314	1:49.244	1:47.566	1:46.167	1:44.179	2:00.106	5:07.140								
76	Etienne AEBISCHER	2:11.835	1:47.788	1:42.093	1:41.961	1:40.943	1:55.887	5:32.390								
88	Kévin BUSBY	1:59.385	1:51.164	1:47.227	1:46.043	1:45.205	1:44.838	1:44.588	1:52.077							
91	Johan LAMALLE	2:01.456	1:47.155	1:43.954	1:42.951	1:43.027										
93	Ingvær BJERGE	2:11.390	1:56.744	1:50.864	1:48.495	1:46.609	1:43.728	1:43.378	1:44.777	1:43.043	1:43.021	2:00.185				
888	Teddy LEGENDRE	2:13.982	1:56.463	1:57.711	1:53.139	1:52.908	1:52.839	1:51.145	1:53.828	2:06.498						

Hankook 12H MAGNY COURS 2017
Touring Car Endurance Series - Race 2

Superkart
Sector analyse - Qualifying 2

21 - 22 April 2017
Circuit Nevers de Magny-Cours - 4411 mtr.

Pos	Nbr	Name / Team name	Sector 1			Sector 2			Sector 3			Theoretical best	Actual best	In
			time	Lap	pos	time	Lap	pos	time	Lap	pos			
1	2	Peter ELKMANN	29.474	5	1	36.708	3	1	30.565	3	2	1:36.747	1:37.005	3
2	3	Yannick DE BRABANDER	29.789	6	2	36.920	7	2	30.448	7	1	1:37.157	1:37.265	7
3	1	Adam KOUT	29.904	4	3	37.425	4	4	30.643	3	3	1:37.972	1:38.116	3
4	18	Alexandre SEBASTIA	30.217	4	5	37.292	4	3	31.071	3	5	1:38.580	1:38.686	4
5	17	Julien PONCELET	30.203	3	4	37.802	3	6	31.065	2	4	1:39.070	1:39.328	3
6	47	Daniel HENTSCHEL	30.790	8	9	37.503	8	5	31.602	7	7	1:39.895	1:40.624	7
7	76	Etienne AEBISCHER	30.824	5	10	38.740	3	10	31.372	5	6	1:40.936	1:40.943	5
8	16	Dave HARVEY	30.741	5	8	38.555	5	8	31.661	5	8	1:40.957	1:40.957	5
9	6	Daniel CLARK	30.536	6	6	38.787	5	11	31.926	5	11	1:41.249	1:41.428	5
10	12	Léo KURSTJENS	30.609	4	7	38.408	5	7	31.895	9	9	1:40.912	1:41.684	9
11	13	Jaime ZULETA	31.217	5	11	38.700	6	9	31.924	6	10	1:41.841	1:41.866	5
12	20	Mark VERHAAR	31.299	6	12	39.095	9	12	32.180	9	13	1:42.574	1:42.628	9
13	91	Johan LAMALLE	31.485	5	15	39.212	4	14	32.161	4	12	1:42.858	1:42.951	4
14	93	Ingvar BJERGE	31.374	10	13	39.196	9	13	32.182	10	14	1:42.752	1:43.021	10
15	71	Carlo CHERMAZ	31.405	12	14	39.652	10	15	32.390	11	16	1:43.447	1:43.709	10
16	72	Philippe GERBER	31.792	5	17	39.768	3	16	32.304	5	15	1:43.864	1:44.179	5
17	88	Kévin BUSBY	31.713	8	16	39.771	6	17	32.805	6	17	1:44.289	1:44.588	7
18	10	Andréas JOST	33.302	4	18	40.010	4	18	34.429	4	18	1:47.741	1:47.741	4
19	33	Marcel FLEURY											1:50.901	5
20	888	Teddy LEGENDRE	34.142	7	19	42.389	7	19	34.614	7	19	1:51.145	1:51.145	7
21	53	Donato MAIORANO	36.537	7	20	44.418	7	20	37.124	5	20	1:58.079	2:00.494	6
22	26	Jürgen REINKE				1:17.620	1	21						
23	74	Marc ALBIN												

Hankook 12H MAGNY COURS 2017
Touring Car Endurance Series - Race 2

Superkart

21 - 22 April 2017

Laps and Sector Times - Qualifying 2

Circuit Nevers de Magny-Cours - 4411 mtr.

1 Adam KOUT								MSKART DEA											
lap	Sect-1	Speed	Sect-2	Speed	Sect-3	Speed	TopSpeed	laptime	pit	lap	Sect-1	Speed	Sect-2	Speed	Sect-3	Speed	Topspeed	laptime	pit
1	Out		39.802		31.377	124.5		1:41.784		5	30.017		37.479		30.803	121.9		1:38.299	
2	29.949		37.708		31.093	125.5		1:38.750		6	30.422		37.452		31.028	125.6		1:38.902	
3	29.978		37.495		<u>30.643</u>	126.4		<u>1:38.116</u>		7	30.504		37.860		In			1:45.869	P
4	<u>29.904</u>		<u>37.425</u>		31.428	124.9		1:38.757		8									
2 Peter ELKMANN								ANDERSON VM											
1	Out		39.688		32.131	120.4		1:42.887		5	<u>29.474</u>		38.196		30.639	125.3		1:38.309	
2	30.694		37.351		30.913	123.8		1:38.958		6	29.509		36.984		30.948	125.2		1:37.441	
3	29.732		<u>36.708</u>		<u>30.565</u>	123.0		<u>1:37.005</u>		7	30.521		38.019		In			1:48.780	P
4	32.315		37.007		30.729	123.8		1:40.051		8									
3 Yannick DE BRABANDER								MSKART VM											
1	Out		41.546		33.005	122.1		1:50.039		5	29.945		37.241		30.480	124.9		1:37.666	
2	31.230		38.357		30.852	125.2		1:40.439		6	<u>29.789</u>		37.266		30.834	126.2		1:37.889	
3	30.339		38.399		30.901	120.4		1:39.639		7	29.897		<u>36.920</u>		<u>30.448</u>	123.6		<u>1:37.265</u>	
4	30.223		37.600		30.702	124.9		1:38.525		8	34.528		41.142		In			1:57.124	P
6 Daniel CLARK								ANDERSON VM											
1	Out		54.610		45.320	74.9		2:18.824		5	30.715		<u>38.787</u>		<u>31.926</u>	121.7		1:41.428	
2	36.743		41.596		33.936	113.8		1:52.275		6	<u>30.536</u>		41.205		In			1:52.683	P
3	31.228		40.969		33.905	111.5		1:46.102		7	Out		47.006		34.898	107.8		6:37.820	
4	31.204		39.227		32.045	117.7		1:42.476		8	31.939		40.675		32.311	120.8		1:44.925	
10 Andréas JOST								ANDERSON VM											
1	Out		48.302		In			2:08.946	P	3	34.188		43.431		35.079	108.5		1:52.698	
2	Out		42.734		35.476	110.0		4:04.819		4	<u>33.302</u>		<u>40.010</u>		<u>34.429</u>	117.6		<u>1:47.741</u>	
12 Léo KURSTJENS								MSKART VM											
1	Out		43.495		33.942	109.3		1:53.021		6	31.519		38.656		32.127	119.4		1:42.302	
2	31.858		39.468		In			1:48.432	P	7	31.436		38.963		32.772	118.3		1:43.171	
3	Out		39.434		32.006	116.9		2:35.322		8	31.549		38.966		32.368	122.2		1:42.883	
4	<u>30.609</u>		38.943		32.351	113.1		1:41.903		9	30.952		38.837		<u>31.895</u>	120.6		<u>1:41.684</u>	
5	31.032		<u>38.408</u>		32.769	116.3		1:42.209		10									
13 Jaime ZULETA								MSKART VM											
1	Out		45.310		34.645	116.2		1:55.790		5	<u>31.217</u>		38.715		31.934	110.4		<u>1:41.866</u>	
2	37.753		47.068		32.557	117.3		1:57.378		6	31.695		<u>38.700</u>		<u>31.924</u>	118.1		1:42.319	
3	32.361		41.248		In			1:52.099	P	7	31.670		39.581		33.243	113.1		1:44.494	
4	Out		40.026		32.027	117.6		3:34.226		8	32.053		39.180		32.057	116.0		1:43.290	
16 Dave HARVEY								MSKART VM											
1	Out		46.914		35.839	107.4		1:59.180		6	32.706		41.931		In			1:56.350	P
2	34.214		40.670		33.700	112.9		1:48.584		7	Out		43.614		34.652	108.5		6:04.762	
3	31.657		39.085		32.442	116.3		1:43.184		8	32.695		39.765		32.750	118.7		1:45.210	
4	31.355		39.041		32.662	113.7		1:43.058		9	31.016		39.438		31.719	117.6		1:42.173	
5	<u>30.741</u>		<u>38.555</u>		<u>31.661</u>	118.5		<u>1:40.957</u>		10									

Hankook 12H MAGNY COURS 2017

Touring Car Endurance Series - Race 2

Superkart

21 - 22 April 2017

Laps and Sector Times - Qualifying 2

Circuit Nevers de Magny-Cours - 4411 mtr.

17 Julien PONCELET									MSKART VM										
lap	Sect-1	Speed	Sect-2	Speed	Sect-3	Speed	TopSpeed	laptime	pit	lap	Sect-1	Speed	Sect-2	Speed	Sect-3	Speed	Topspeed	laptime	pit
1	Out		41.141		32.527	115.4		1:47.761		6	30.974		38.488		31.449	121.4		1:40.911	
2	31.392		38.294		<u>31.065</u>	121.1		1:40.751		7	30.420		38.575		31.240	122.1		1:40.235	
3	<u>30.203</u>		<u>37.802</u>		31.323	120.8		<u>1:39.328</u>		8	30.427		38.383		31.532	122.6		1:40.342	
4	30.432		38.379		31.401	116.2		1:40.212		9	30.608		38.349		31.534	119.5		1:40.491	
5	30.923		37.891		31.438	121.4		1:40.252		10	30.833		39.804		In			1:49.337	P

18 Alexandre SEBASTIA									ANDERSON DEA										
lap	Sect-1	Speed	Sect-2	Speed	Sect-3	Speed	TopSpeed	laptime	pit	lap	Sect-1	Speed	Sect-2	Speed	Sect-3	Speed	Topspeed	laptime	pit
1	Out		45.857		33.620	115.2		1:55.157		3	30.463		37.586		<u>31.071</u>	122.2		1:39.120	
2	31.104		38.351		31.593	121.3		1:41.048		4	<u>30.217</u>		<u>37.292</u>		31.177	123.3		<u>1:38.686</u>	

20 Mark VERHAAR									MSKART VM										
lap	Sect-1	Speed	Sect-2	Speed	Sect-3	Speed	TopSpeed	laptime	pit	lap	Sect-1	Speed	Sect-2	Speed	Sect-3	Speed	Topspeed	laptime	pit
1	Out		49.331		36.799	110.9		2:03.988		7	31.808		39.354		32.397	125.2		1:43.559	
2	33.516		42.314		35.099	117.6		1:50.929		8	31.355		39.246		32.331	125.5		1:42.932	
3	32.291		40.907		33.352	118.5		1:46.550		9	31.353		<u>39.095</u>		<u>32.180</u>	117.0		<u>1:42.628</u>	
4	32.060		40.647		33.216	116.5		1:45.923		10	31.576		39.275		32.400	121.7		1:43.251	
5	31.630		39.513		32.741	121.5		1:43.884		11	31.770		39.611		In			1:49.572	P
6	<u>31.299</u>		39.784		32.269	119.8		1:43.352		12									

26 Jürgen REINKE									ANDERSON VM										
lap	Sect-1	Speed	Sect-2	Speed	Sect-3	Speed	TopSpeed	laptime	pit	lap	Sect-1	Speed	Sect-2	Speed	Sect-3	Speed	Topspeed	laptime	pit
1	Out		<u>1:17.620</u>		In			3:20.860	P	2									

33 Marcel FLEURY									ANDERSON DUCATI 848										
lap	Sect-1	Speed	Sect-2	Speed	Sect-3	Speed	TopSpeed	laptime	pit	lap	Sect-1	Speed	Sect-2	Speed	Sect-3	Speed	Topspeed	laptime	pit
1								1:53.604		5								1:50.901	
2								1:54.696		6								1:52.157	
3								1:54.032		7								1:54.499	
4								1:53.515		8									

47 Daniel HENTSCHEL									MSKART DEA										
lap	Sect-1	Speed	Sect-2	Speed	Sect-3	Speed	TopSpeed	laptime	pit	lap	Sect-1	Speed	Sect-2	Speed	Sect-3	Speed	Topspeed	laptime	pit
1	Out		48.155		35.520	119.1		2:00.542		6	31.337		38.845		31.736	121.4		1:41.918	
2	44.738		40.885		32.811	120.0		1:58.434		7	31.106		37.916		<u>31.602</u>	123.3		<u>1:40.624</u>	
3	31.770		38.561		32.130	124.2		1:42.461		8	<u>30.790</u>		<u>37.503</u>		39.893	120.6		1:48.186	
4	31.344		38.439		31.943	124.8		1:41.726		9	31.044		40.024		In			1:48.700	P
5	31.319		38.547		31.953	117.4		1:41.819		10									

53 Donato MAIORANO									ANDERSON DEA										
lap	Sect-1	Speed	Sect-2	Speed	Sect-3	Speed	TopSpeed	laptime	pit	lap	Sect-1	Speed	Sect-2	Speed	Sect-3	Speed	Topspeed	laptime	pit
1	Out		51.421		43.051	89.1		2:12.081		5	Out		46.376		<u>37.124</u>	100.9		3:10.450	
2	41.849		47.348		38.793	94.1		2:07.990		6	36.661		45.007		38.826	99.3		<u>2:00.494</u>	
3	36.732		46.079		38.992	100.2		2:01.803		7	<u>36.537</u>		<u>44.418</u>		39.888	98.1		2:00.843	
4	36.792		45.753		In			2:07.893	P	8									

71 Carlo CHERMAZ									ANDERSON FPE										
lap	Sect-1	Speed	Sect-2	Speed	Sect-3	Speed	TopSpeed	laptime	pit	lap	Sect-1	Speed	Sect-2	Speed	Sect-3	Speed	Topspeed	laptime	pit
1	Out		47.509		36.933	107.8		2:00.891		7	32.070		40.651		32.815	116.2		1:45.536	
2	34.368		43.166		34.660	112.5		1:52.194		8	31.785		40.017		34.136	117.6		1:45.938	
3	34.033		41.947		34.030	114.9		1:50.010		9	31.652		39.851		32.917	115.5		1:44.420	
4	33.130		41.332		33.506	117.7		1:47.968		10	31.644		<u>39.652</u>		32.413	116.5		<u>1:43.709</u>	
5	32.605		40.573		33.360	117.2		1:46.538		11	31.580		39.811		<u>32.390</u>	114.3		1:43.781	
6	32.036		40.622		32.760	117.8		1:45.418		12	<u>31.405</u>		39.825		In			1:51.185	P

Hankook 12H MAGNY COURS 2017
Touring Car Endurance Series - Race 2

Superkart

21 - 22 April 2017

Laps and Sector Times - Qualifying 2

Circuit Nevers de Magny-Cours - 4411 mtr.

72 Philippe GERBER								PVP FPE											
lap	Sect-1	Speed	Sect-2	Speed	Sect-3	Speed	TopSpeed	laptime	pit	lap	Sect-1	Speed	Sect-2	Speed	Sect-3	Speed	Topspeed	laptime	pit
1	Out		50.563		39.513	107.4		2:11.314		5	<u>31.792</u>		40.083		<u>32.304</u>	123.2		<u>1:44.179</u>	
2	33.716		41.727		33.801	103.4		1:49.244		6	36.114		41.311		In			2:00.106	P
3	34.461		<u>39.768</u>		33.337	118.6		1:47.566		7								5:07.140	
4	32.172		41.507		32.488	116.2		1:46.167		8									

74 Marc ALBIN								PVP FPE REDSPEED											
lap	Sect-1	Speed	Sect-2	Speed	Sect-3	Speed	TopSpeed	laptime	pit	lap	Sect-1	Speed	Sect-2	Speed	Sect-3	Speed	Topspeed	laptime	pit

76 Etienne AEBISCHER								MSKART VM											
lap	Sect-1	Speed	Sect-2	Speed	Sect-3	Speed	TopSpeed	laptime	pit	lap	Sect-1	Speed	Sect-2	Speed	Sect-3	Speed	Topspeed	laptime	pit
1	Out		50.778		39.009	113.1		2:11.835		5	<u>30.824</u>		38.747		<u>31.372</u>	122.8		<u>1:40.943</u>	
2	34.322		41.108		32.358	122.1		1:47.788		6	34.515		42.996		In			1:55.887	P
3	31.333		<u>38.740</u>		32.020	118.9		1:42.093		7								5:32.390	
4	31.115		39.382		31.464	122.2		1:41.961		8									

88 Kévin BUSBY								ANDERSON FPE											
lap	Sect-1	Speed	Sect-2	Speed	Sect-3	Speed	TopSpeed	laptime	pit	lap	Sect-1	Speed	Sect-2	Speed	Sect-3	Speed	Topspeed	laptime	pit
1	Out		46.958		36.300	106.4		1:59.385		5	31.804		40.466		32.935	117.6		1:45.205	
2	33.969		42.441		34.754	116.3		1:51.164		6	32.262		<u>39.771</u>		<u>32.805</u>	116.5		1:44.838	
3	33.231		40.647		33.349	115.1		1:47.227		7	31.729		39.935		32.924	122.9		<u>1:44.588</u>	
4	32.140		40.718		33.185	112.2		1:46.043		8	<u>31.713</u>		40.071		In			1:52.077	P

91 Johan LAMALLE								MSKART VM											
lap	Sect-1	Speed	Sect-2	Speed	Sect-3	Speed	TopSpeed	laptime	pit	lap	Sect-1	Speed	Sect-2	Speed	Sect-3	Speed	Topspeed	laptime	pit
1	Out		46.652		34.782	110.5		2:01.456		4	31.578		<u>39.212</u>		<u>32.161</u>	119.5		<u>1:42.951</u>	
2	33.080		41.002		33.073	116.2		1:47.155		5	<u>31.485</u>		39.309		32.233	123.9		1:43.027	
3	31.742		39.614		32.598	123.9		1:43.954		6									

93 Ingvar BJERGE								ANDERSON FPE											
lap	Sect-1	Speed	Sect-2	Speed	Sect-3	Speed	TopSpeed	laptime	pit	lap	Sect-1	Speed	Sect-2	Speed	Sect-3	Speed	Topspeed	laptime	pit
1	Out		52.392		38.959	103.4		2:11.390		7	31.646		39.389		32.343	119.2		1:43.378	
2	37.108		43.752		35.884	112.3		1:56.744		8	31.560		40.169		33.048	118.5		1:44.777	
3	34.112		42.506		34.246	112.5		1:50.864		9	31.409		<u>39.196</u>		32.438	121.1		1:43.043	
4	33.227		41.751		33.517	111.8		1:48.495		10	<u>31.374</u>		39.465		<u>32.182</u>	120.8		<u>1:43.021</u>	
5	32.752		40.474		33.383	116.2		1:46.609		11	31.921		43.308		In			2:00.185	P
6	32.015		39.285		32.428	120.2		1:43.728		12									

888 Teddy LEGENDRE								MSKART KTM 500 EXC-F											
lap	Sect-1	Speed	Sect-2	Speed	Sect-3	Speed	TopSpeed	laptime	pit	lap	Sect-1	Speed	Sect-2	Speed	Sect-3	Speed	Topspeed	laptime	pit
1	Out		53.393		38.857	105.8		2:13.982		6	34.393		43.047		35.399	108.1		1:52.839	
2	35.718		43.365		37.380	104.2		1:56.463		7	<u>34.142</u>		<u>42.389</u>		<u>34.614</u>	111.8		<u>1:51.145</u>	
3	37.422		44.813		35.476	112.2		1:57.711		8	34.470		43.601		35.757	110.0		1:53.828	
4	34.805		43.196		35.138	109.5		1:53.139		9	34.193		48.058		In			2:06.498	P
5	34.674		43.057		35.177	110.8		1:52.908		10									

Hankook 12H MAGNY COURS 2017
Touring Car Endurance Series - Race 2

Heat name	: Superkart - Qualifying 2		
Heat Date	: 21 April 2017		
Weather	:		
CIRCUITNAME	: Circuit Nevers de Magny-Cours - 4411 mtr.		
Participants Started	: 22	Participants Classified	: 20
Participants Finished	: 10	Participants Not Classified	: 3
Participants Not Finished	: 12		
Green flag at	: 10:20:01	Heat recording start time	: 09:53:44
Finish flag waved at	: 10:40:01	Heat recording end time	: 10:42:44
Total time under Green	: 20:00	Total of All Laps in Heat	: 168
Number of cautions	: 0	Total time under Yellow	: 00:00:00
Number of code-60's	: 0	Total time under Code-60	: 00:00:00

Best Lap time history during the Heat

#	Nbr	lap time	in lap	Name	Car	time of day
1	2	1:38.958	2	Peter ELKMANN	ANDERSON VM	10:23:52
2	2	1:37.005	3	Peter ELKMANN	ANDERSON VM	10:25:29

Hankook 12H MAGNY COURS 2017

Touring Car Endurance Series - Race 2

Superkart
Result of Race 1

21 - 22 April 2017
Circuit Nevers de Magny-Cours - 4411 mtr.

Started: 22 Not Started: 1 Classified: 23 Not Classified: 0

Pos	Nbr	Name / Team name	Car	Gap	Total time	Fastest	In	Avg. Speed
1	2	Peter ELKMANN (DE) ANDERSON - VM RACING	ANDERSON VM	-- 12 laps --	19:38.605	1:37.498	8	161.67
2	1	Adam KOUT (CZ) MSKART TEAM	MSKART DEA	10.757	19:49.362	1:38.205	5	160.21
3	10	Andréas JOST (DE) JOST MOTORSPORT	ANDERSON VM	22.514	20:01.119	1:39.047	8	158.64
4	6	Daniel CLARK (GB) REDSPEED TEAM	ANDERSON VM	37.193	20:15.798	1:39.348	5	156.73
5	47	Daniel HENTSCHEL (DE) HT RACING TEAM	MSKART DEA	44.664	20:23.269	1:40.552	8	155.77
6	76	Etienne AEBISCHER (CH) PEGAMARACING	MSKART VM	54.935	20:33.540	1:41.181	9	154.47
7	16	Dave HARVEY (GB) HARVEY VM UK	MSKART VM	1:00.600	20:39.205	1:42.037	8	153.77
8	13	Jaime ZULETA (CO) KARTING PARADISE	MSKART VM	1:01.197	20:39.802	1:41.366	8	153.69
9	91	Johan LAMALLE (FRA) JOLA COMPETITION	MSKART VM	1:02.796	20:41.401	1:42.165	6	153.50
10	93	Ingvar BJERGE (SWE) REDSPEED TEAM	ANDERSON FPE	1:17.566	20:56.171	1:43.293	8	151.69
11	20	Mark VERHAAR (NL) KARTING PARADISE	MSKART VM	1:29.763	21:08.368	1:44.337	6	150.23
12	12	Léo KURSTJENS (NL) KARTING PARADISE	MSKART VM	-- 11 laps --	18:55.871	1:41.923	2	153.78
13	88	Kévin BUSBY (GB) BUSBY RACING	ANDERSON FPE	58.709	19:54.580	1:45.929	8	146.22
14	888	Teddy LEGENDRE (FRA) TLC	MSKART KTM 500 EXC-F	2:08.841	21:04.712	1:52.020	7	138.11
15	33	Marcel FLEURY (FRA) WILD MOTORSPORT	ANDERSON DUCATI 848	-- 10 laps --	18:39.161	1:51.702	6	141.88
16	71	Carlo CHERMAZ (IT) REDSPEED TEAM	ANDERSON FPE	-- 9 laps --	16:08.673	1:45.304	8	147.53
17	17	Julien PONCELET (FRA) TEAMMOTORS	MSKART VM	-- 6 laps --	10:15.498	1:41.777	2	154.79
18	53	Donato MAIORANO (CH) REDSPEED TEAM	ANDERSON DEA	-- 5 laps --	9:46.574	1:54.886	5	135.35
19	3	Yannick DE BRABANDER (BEL) KARTING PARADISE	MSKART VM	-- 4 laps --	7:14.268	1:39.441	2	146.26
20	72	Philippe GERBER (CH) PEGAMARACING	PVP FPE	-- 2 laps --	3:33.071	1:43.803	2	149.05
21	74	Marc ALBIN (FR) PEGAMARACING	PVP FPE REDSPEED	-- 1 laps --	1:57.409			135.25
22	18	Alexandre SEBASTIA (FR) HEURTAUX	ANDERSON DEA					
DNS	26	Jürgen REINKE (DE) JR RACING TEAM	ANDERSON VM					



Fastest time : 1:37.498 in lap 8 by nbr. 2 : ANDERSON - VM RACING (Peter ELKMANN) (ANDERSON)

Publication-time

Results and lap times : www.raceresults.nu

Timekeeping by : RSTime by TimeService.nl

Time Printed 21-04-2017 - 13:53

Race Director Yann Charpentier	Steward	Timekeeper  Rob Oude Luttikhuis - TimeService.nl	Official Timekeeper 
Page 1 of 1	Results remain provisional pending technical examination and decisions from the stewards of the meeting		

Hankook 12H MAGNY COURS 2017
Touring Car Endurance Series - Race 2

Superkart
Laptimes - Race 1

21 - 22 April 2017
Circuit Nevers de Magny-Cours - 4411 mtr.

Nbr	Name / Team name	1	2	3	4	5	6	7	8	9	10	11	12	13	14	15
1	Adam KOUT	1:41.905	1:38.706	1:38.455	1:38.483	1:38.205	1:38.684	1:38.789	1:38.394	1:38.762	1:39.190	1:39.747	1:40.042			
2	Peter ELKMANN	1:38.919	1:38.151	1:37.691	1:37.792	1:37.949	1:37.952	1:39.374	1:37.498	1:38.010	1:37.877	1:38.450	1:38.942			
3	Yannick DE BRABAN DER	1:40.430	1:39.441	1:52.195	2:02.202											
6	Daniel CLARK	1:43.494	1:40.120	1:41.699	1:39.849	1:39.348	1:39.676	1:40.664	1:40.879	1:41.446	1:44.066	1:41.786	1:42.771			
10	Andréas JOST	1:42.967	1:40.881	1:40.063	1:39.544	1:39.408	1:39.631	1:39.315	1:39.047	1:39.380	1:40.241	1:40.204	1:40.438			
12	Léo KURSTJENS	1:44.477	1:41.923	1:44.096	1:42.771	1:43.882	1:44.050	1:43.559	1:43.215	1:42.230	1:42.839	1:42.829				
13	Jaime ZULETA	1:45.531	1:48.344	1:42.610	1:42.312	1:42.205	1:41.654	1:42.221	1:41.366	1:41.421	1:41.791	1:41.940	1:48.407			
16	Dave HARVEY	1:46.282	1:42.772	1:42.721	1:42.626	1:42.555	1:42.370	1:43.109	1:42.037	1:42.548	1:42.734	1:44.283	1:45.168			
17	Julien PONCELET	1:44.721	1:41.777	1:42.424	1:41.843	1:42.138	1:42.595									
18	Alexandre SEBASTIA															
20	Mark VERHAAR	1:49.669	1:46.038	1:45.930	1:45.171	1:44.558	1:44.337	1:44.617	1:44.750	1:44.586	1:44.729	1:46.764	1:47.219			
26	Jürgen REINKE															
33	Marcel FLEURY	1:57.292	1:52.090	1:52.286	1:52.825	1:53.518	1:51.702	1:53.747	1:53.448	2:12.936	1:19.317					
47	Daniel HENTSCHEL	1:45.323	1:41.873	1:42.709	1:41.464	1:41.868	1:41.028	1:40.872	1:40.552	1:40.998	1:41.692	1:42.393	1:42.497			
53	Donato MAIORANO	2:01.304	1:55.543	1:56.989	1:57.654	1:54.886										
71	Carlo CHERMAZ	1:50.772	1:53.793	1:47.360	1:46.289	1:46.528	1:46.062	1:45.436	1:45.304	1:47.129						
72	Philippe GERBER	1:49.268	1:43.803													
74	Marc ALBIN	1:57.409														
76	Etienne AEBISCHER	1:46.458	1:43.420	1:42.776	1:42.087	1:42.848	1:42.183	1:43.156	1:41.996	1:41.181	1:42.194	1:42.264	1:42.977			
88	Kévin BUSBY	2:04.890	1:49.696	1:47.204	1:47.177	1:46.921	1:46.201	1:46.192	1:45.929	1:46.955	1:46.941	1:46.474				
91	Johan LAMALLE	1:46.818	1:42.427	1:43.089	1:42.198	1:42.893	1:42.165	1:43.083	1:44.545	1:43.887	1:43.731	1:43.211	1:43.354			
93	Ingv ar BJERGE	1:49.843	1:43.755	1:44.183	1:44.278	1:43.836	1:44.175	1:43.976	1:43.293	1:44.534	1:43.597	1:45.012	1:45.689			
888	Teddy LEGENDRE	2:01.626	1:56.033	1:56.587	1:57.533	1:55.198	1:54.055	1:52.020	1:52.503	1:52.620	1:53.175	1:53.362				

Hankook 12H MAGNY COURS 2017
Touring Car Endurance Series - Race 2

Superkart
Sector analyse - Race 1

21 - 22 April 2017
Circuit Nevers de Magny-Cours - 4411 mtr.

Pos	Nbr	Name / Team name	Sector 1			Sector 2			Sector 3			Theoretical best	Actual best	In
			time	Lap	pos	time	Lap	pos	time	Lap	pos			
1	2	Peter ELKMANN	29.558	8	1	36.976	10	1	30.620	7	1	1:37.154	1:37.498	8
2	1	Adam KOUT	29.948	3	3	37.453	5	2	30.648	5	2	1:38.049	1:38.205	5
3	10	Andréas JOST	29.929	9	2	37.639	5	4	31.153	8	4	1:38.721	1:39.047	8
4	6	Daniel CLARK	30.063	6	4	37.948	5	5	31.137	5	3	1:39.148	1:39.348	5
5	47	Daniel HENTSCHEL	30.830	3	6	38.083	8	6	31.574	8	6	1:40.487	1:40.552	8
6	76	Etienne AE BISCHER	30.905	9	7	38.555	9	9	31.721	9	8	1:41.181	1:41.181	9
7	16	Dave HARVEY	30.980	5	9	38.649	8	10	31.986	9	11	1:41.615	1:42.037	8
8	13	Jaime ZULETA	31.121	3	11	38.313	8	7	31.594	9	7	1:41.028	1:41.366	8
9	91	Johan LAMALLE	31.152	2	12	38.696	4	11	31.878	6	10	1:41.726	1:42.165	6
10	93	Ingvar BJERGE	31.496	5	14	39.176	10	13	32.231	2	13	1:42.903	1:43.293	8
11	20	Mark VERHAAR	31.396	5	13	39.451	7	14	32.447	10	14	1:43.294	1:44.337	6
12	12	Léo KURSTJENS	30.960	3	8	38.718	9	12	32.057	2	12	1:41.735	1:41.923	2
13	88	Kévin BUSBY	32.207	11	17	40.200	8	17	33.160	6	17	1:45.567	1:45.929	8
14	888	Teddy LEGENDRE	34.167	7	20	42.595	7	19	34.821	9	18	1:51.583	1:52.020	7
15	33	Marcel FLEURY	33.343	2	18	42.434	6	18	35.670	3	19	1:51.447	1:51.702	6
16	71	Carlo CHERMAZ	31.690	8	16	40.086	7	16	33.092	6	16	1:44.868	1:45.304	8
17	17	Julien PONCELET	30.996	4	10	38.480	2	8	31.823	4	9	1:41.299	1:41.777	2
18	53	Donato MAIORANO	35.441	5	21	42.999	5	20	35.786	2	20	1:54.226	1:54.886	5
19	3	Yannick DE BRABANDER	30.549	2	5	37.581	2	3	31.177	1	5	1:39.307	1:39.441	2
20	72	Philippe GERBER	31.686	3	15	39.480	2	15	32.511	2	15	1:43.677	1:43.803	2
21	74	Marc ALBIN	33.713	2	19	44.937	1	21	35.949	1	21	1:54.599		
22	18	Alexandre SEBASTIA												
23	26	Jürgen REINKE												

Hankook 12H MAGNY COURS 2017
Touring Car Endurance Series - Race 2

Superkart

21 - 22 April 2017

Laps and Sector Times - Race 1

Circuit Nevers de Magny-Cours - 4411 mtr.

1 Adam KOUT								MSKART DEA											
lap	Sect-1	Speed	Sect-2	Speed	Sect-3	Speed	TopSpeed	laptime	pit	lap	Sect-1	Speed	Sect-2	Speed	Sect-3	Speed	Topspeed	laptime	pit
1			39.004		31.253	124.2		1:41.905		7	30.195		37.591		31.003	125.3		1:38.789	
2	29.993		37.673		31.040	126.4		1:38.706		8	30.088		37.523		30.783	125.5		1:38.394	
3	<u>29.948</u>		37.707		30.800	124.8		1:38.455		9	30.127		37.697		30.938	123.2		1:38.762	
4	30.107		37.545		30.831	125.0		1:38.483		10	30.176		37.877		31.137	123.9		1:39.190	
5	30.104		<u>37.453</u>		<u>30.648</u>	122.9		<u>1:38.205</u>		11	30.267		38.062		31.418	125.2		1:39.747	
6	30.136		37.661		30.887	124.8		1:38.684		12	30.616		38.037		31.389	124.0		1:40.042	

2 Peter ELKMANN								ANDERSON VM											
lap	Sect-1	Speed	Sect-2	Speed	Sect-3	Speed	TopSpeed	laptime	pit	lap	Sect-1	Speed	Sect-2	Speed	Sect-3	Speed	Topspeed	laptime	pit
1			37.752		31.036	121.8		1:38.919		7	31.492		37.262		<u>30.620</u>	123.2		1:39.374	
2	29.799		37.536		30.816	124.3		1:38.151		8	<u>29.558</u>		37.189		30.751	121.9		<u>1:37.498</u>	
3	29.777		37.268		30.646	121.7		1:37.691		9	29.772		37.374		30.864	125.2		1:38.010	
4	29.868		37.210		30.714	121.4		1:37.792		10	29.780		<u>36.976</u>		31.121	119.4		1:37.877	
5	29.845		37.254		30.850	123.6		1:37.949		11	29.932		37.392		31.126	121.5		1:38.450	
6	29.831		37.304		30.817	123.2		1:37.952		12	30.033		37.368		31.541	101.1		1:38.942	

3 Yannick DE BRABANDER								MSKART VM											
lap	Sect-1	Speed	Sect-2	Speed	Sect-3	Speed	TopSpeed	laptime	pit	lap	Sect-1	Speed	Sect-2	Speed	Sect-3	Speed	Topspeed	laptime	pit
1			38.061		<u>31.177</u>	122.1		1:40.430		3	32.588		43.824		35.783	108.0		1:52.195	
2	<u>30.549</u>		<u>37.581</u>		31.311	124.2		<u>1:39.441</u>		4	37.682		45.235		In			2:02.202	P

6 Daniel CLARK								ANDERSON VM											
lap	Sect-1	Speed	Sect-2	Speed	Sect-3	Speed	TopSpeed	laptime	pit	lap	Sect-1	Speed	Sect-2	Speed	Sect-3	Speed	Topspeed	laptime	pit
1			39.414		31.852	119.9		1:43.494		7	30.476		38.483		31.705	120.7		1:40.664	
2	30.102		38.423		31.595	116.3		1:40.120		8	30.169		38.493		32.217	117.3		1:40.879	
3	31.029		39.137		31.533	121.9		1:41.699		9	30.556		38.762		32.128	118.6		1:41.446	
4	30.185		38.344		31.320	122.8		1:39.849		10	31.828		39.293		32.945	116.4		1:44.066	
5	30.263		<u>37.948</u>		<u>31.137</u>	122.2		<u>1:39.348</u>		11	30.821		39.065		31.900	120.2		1:41.786	
6	<u>30.063</u>		38.137		31.476	113.7		1:39.676		12	31.012		39.323		32.436	109.3		1:42.771	

10 Andréas JOST								ANDERSON VM											
lap	Sect-1	Speed	Sect-2	Speed	Sect-3	Speed	TopSpeed	laptime	pit	lap	Sect-1	Speed	Sect-2	Speed	Sect-3	Speed	Topspeed	laptime	pit
1			39.252		32.083	121.8		1:42.967		7	30.138		37.913		31.264	125.3		1:39.315	
2	30.237		39.349		31.295	124.2		1:40.881		8	30.001		37.893		<u>31.153</u>	123.5		<u>1:39.047</u>	
3	30.760		37.920		31.383	126.2		1:40.063		9	<u>29.929</u>		37.946		31.505	124.8		1:39.380	
4	30.358		38.001		31.185	127.3		1:39.544		10	30.159		38.343		31.739	123.6		1:40.241	
5	30.215		<u>37.639</u>		31.554	125.5		1:39.408		11	30.358		38.161		31.685	120.2		1:40.204	
6	30.286		38.028		31.317	126.4		1:39.631		12	30.526		38.227		31.685	123.2		1:40.438	

12 Léo KURSTJENS								MSKART VM											
lap	Sect-1	Speed	Sect-2	Speed	Sect-3	Speed	TopSpeed	laptime	pit	lap	Sect-1	Speed	Sect-2	Speed	Sect-3	Speed	Topspeed	laptime	pit
1			39.368		32.211	115.1		1:44.477		7	31.294		40.005		32.260	115.8		1:43.559	
2	31.058		38.808		<u>32.057</u>	116.2		<u>1:41.923</u>		8	31.445		39.241		32.529	119.1		1:43.215	
3	<u>30.960</u>		39.577		33.559	113.5		1:44.096		9	31.246		<u>38.718</u>		32.266	114.6		1:42.230	
4	31.168		39.244		32.359	121.0		1:42.771		10	31.351		39.080		32.408	118.3		1:42.839	
5	31.697		39.265		32.920	119.0		1:43.882		11	31.439		39.217		32.173	121.7		1:42.829	
6	31.578		39.702		32.770	119.0		1:44.050		12									

13 Jaime ZULETA								MSKART VM											
lap	Sect-1	Speed	Sect-2	Speed	Sect-3	Speed	TopSpeed	laptime	pit	lap	Sect-1	Speed	Sect-2	Speed	Sect-3	Speed	Topspeed	laptime	pit
1			39.730		32.175	117.8		1:45.531		7	31.335		38.920		31.966	123.3		1:42.221	
2	31.338		45.015		31.991	120.4		1:48.344		8	31.138		<u>38.313</u>		31.915	118.6		<u>1:41.366</u>	
3	<u>31.121</u>		39.467		32.022	115.1		1:42.610		9	31.437		38.390		<u>31.594</u>	121.7		1:41.421	
4	31.534		38.884		31.894	117.7		1:42.312		10	31.338		38.651		31.802	111.3		1:41.791	
5	31.596		38.734		31.875	112.0		1:42.205		11	31.673		38.322		31.945	113.7		1:41.940	
6	31.442		38.370		31.842	111.6		1:41.654		12	31.935		44.551		31.921	119.1		1:48.407	

Hankook 12H MAGNY COURS 2017
Touring Car Endurance Series - Race 2

Superkart

21 - 22 April 2017

Laps and Sector Times - Race 1

Circuit Nevers de Magny-Cours - 4411 mtr.

16 Dave HARVEY									MSKART VM										
lap	Sect-1	Speed	Sect-2	Speed	Sect-3	Speed	TopSpeed	laptime	pit	lap	Sect-1	Speed	Sect-2	Speed	Sect-3	Speed	Topspeed	laptime	pit
1			40.020		32.399	114.4		1:46.282		7	31.638		39.238		32.233	118.3		1:43.109	
2	31.156		39.373		32.243	111.7		1:42.772		8	31.174		<u>38.649</u>		32.214	114.7		<u>1:42.037</u>	
3	31.478		38.976		32.267	115.1		1:42.721		9	31.240		39.322		<u>31.986</u>	116.9		1:42.548	
4	31.114		39.169		32.343	116.4		1:42.626		10	31.589		38.821		32.324	118.6		1:42.734	
5	<u>30.980</u>		38.971		32.604	119.4		1:42.555		11	32.470		39.337		32.476	114.2		1:44.283	
6	31.117		39.026		32.227	118.6		1:42.370		12	33.272		39.678		32.218	118.1		1:45.168	

17 Julien PONCELET									MSKART VM										
lap	Sect-1	Speed	Sect-2	Speed	Sect-3	Speed	TopSpeed	laptime	pit	lap	Sect-1	Speed	Sect-2	Speed	Sect-3	Speed	Topspeed	laptime	pit
1			40.149		32.106	118.6		1:44.721		4	<u>30.996</u>		39.024		<u>31.823</u>	119.1		1:41.843	
2	31.404		<u>38.480</u>		31.893	118.9		<u>1:41.777</u>		5	31.120		38.990		32.028	119.2		1:42.138	
3	31.197		39.093		32.134	116.0		1:42.424		6	31.268		39.197		32.130	120.4		1:42.595	

18 Alexandre SEBASTIA									ANDERSON DEA										
lap	Sect-1	Speed	Sect-2	Speed	Sect-3	Speed	TopSpeed	laptime	pit	lap	Sect-1	Speed	Sect-2	Speed	Sect-3	Speed	Topspeed	laptime	pit
1										1									

20 Mark VERHAAR									MSKART VM										
lap	Sect-1	Speed	Sect-2	Speed	Sect-3	Speed	TopSpeed	laptime	pit	lap	Sect-1	Speed	Sect-2	Speed	Sect-3	Speed	Topspeed	laptime	pit
1			41.953		33.500	114.7		1:49.669		7	31.734		<u>39.451</u>		33.432	122.5		1:44.617	
2	32.341		40.801		32.896	118.6		1:46.038		8	32.095		39.807		32.848	120.2		1:44.750	
3	31.869		41.127		32.934	121.5		1:45.930		9	31.968		39.834		32.784	120.8		1:44.586	
4	31.837		40.428		32.906	121.5		1:45.171		10	31.834		40.448		<u>32.447</u>	119.9		1:44.729	
5	<u>31.396</u>		40.451		32.711	121.9		1:44.558		11	32.073		41.456		33.235	115.9		1:46.764	
6	31.925		39.698		32.714	120.7		<u>1:44.337</u>		12	33.009		40.601		33.609	112.3		1:47.219	

26 Jürgen REINKE									ANDERSON VM										
lap	Sect-1	Speed	Sect-2	Speed	Sect-3	Speed	TopSpeed	laptime	pit	lap	Sect-1	Speed	Sect-2	Speed	Sect-3	Speed	Topspeed	laptime	pit
1										1									

33 Marcel FLEURY									ANDERSON DUCATI 848										
lap	Sect-1	Speed	Sect-2	Speed	Sect-3	Speed	TopSpeed	laptime	pit	lap	Sect-1	Speed	Sect-2	Speed	Sect-3	Speed	Topspeed	laptime	pit
1			44.007		35.829	106.9		1:57.292		6	33.461		<u>42.434</u>		35.807	105.9		1:51.702	
2	<u>33.343</u>		42.780		35.967	104.9		1:52.090		7	33.721		43.227		36.799	109.5		1:53.747	
3	33.544		43.072		<u>35.670</u>	106.0		1:52.286		8	33.871		43.280		36.297	105.8		1:53.448	
4	33.621		43.356		35.848	103.8		1:52.825		9	33.767		46.546		In			2:12.936	P
5	33.957		42.949		36.612	105.8		1:53.518		10								1:19.317	

47 Daniel HENTSCHEL									MSKART DEA										
lap	Sect-1	Speed	Sect-2	Speed	Sect-3	Speed	TopSpeed	laptime	pit	lap	Sect-1	Speed	Sect-2	Speed	Sect-3	Speed	Topspeed	laptime	pit
1			39.586		32.220	118.3		1:45.323		7	31.048		38.158		31.666	122.6		1:40.872	
2	31.153		38.908		31.812	120.8		1:41.873		8	30.895		<u>38.083</u>		<u>31.574</u>	123.3		<u>1:40.552</u>	
3	<u>30.830</u>		39.173		32.706	119.6		1:42.709		9	30.893		38.161		31.944	122.9		1:40.998	
4	30.996		38.445		32.023	123.0		1:41.464		10	30.995		38.448		32.249	113.5		1:41.692	
5	30.941		38.765		32.162	121.3		1:41.868		11	31.746		38.758		31.889	120.4		1:42.393	
6	30.880		38.454		31.694	121.4		1:41.028		12	31.450		39.052		31.995	119.0		1:42.497	

53 Donato MAIORANO									ANDERSON DEA										
lap	Sect-1	Speed	Sect-2	Speed	Sect-3	Speed	TopSpeed	laptime	pit	lap	Sect-1	Speed	Sect-2	Speed	Sect-3	Speed	Topspeed	laptime	pit
1	40.117		44.522		36.665	98.1		2:01.304		4	35.605		45.060		36.989	98.6		1:57.654	
2	35.589		44.168		<u>35.786</u>	90.1		1:55.543		5	<u>35.441</u>		<u>42.999</u>		36.446	98.4		<u>1:54.886</u>	
3	35.627		44.759		36.603	95.1		1:56.989		6									

Hankook 12H MAGNY COURS 2017
Touring Car Endurance Series - Race 2

Superkart

21 - 22 April 2017

Laps and Sector Times - Race 1

Circuit Nevers de Magny-Cours - 4411 mtr.

71 Carlo CHERMAZ								ANDERSON FPE											
lap	Sect-1	Speed	Sect-2	Speed	Sect-3	Speed	TopSpeed	laptime	pit	lap	Sect-1	Speed	Sect-2	Speed	Sect-3	Speed	Topspeed	laptime	pit
1			40.858		33.670	117.3		1:50.772		6	31.995		40.975		<u>33.092</u>	114.7		1:46.062	
2	35.724		43.827		34.242	113.8		1:53.793		7	31.903		<u>40.086</u>		33.447	116.3		1:45.436	
3	32.326		41.123		33.911	116.9		1:47.360		8	<u>31.690</u>		40.410		33.204	114.4		<u>1:45.304</u>	
4	32.079		41.039		33.171	107.4		1:46.289		9	32.042		40.981		34.106	96.5		1:47.129	
5	32.237		41.068		33.223	114.2		1:46.528		10									

72 Philippe GERBER								PVP FPE											
lap	Sect-1	Speed	Sect-2	Speed	Sect-3	Speed	TopSpeed	laptime	pit	lap	Sect-1	Speed	Sect-2	Speed	Sect-3	Speed	Topspeed	laptime	pit
1			41.073		33.049	116.5		1:49.268		2	31.812		<u>39.480</u>		<u>32.511</u>	112.8		1:43.803	

74 Marc ALBIN								PVP FPE REDSPEED											
lap	Sect-1	Speed	Sect-2	Speed	Sect-3	Speed	TopSpeed	laptime	pit	lap	Sect-1	Speed	Sect-2	Speed	Sect-3	Speed	Topspeed	laptime	pit
1			44.937		35.949	106.5		1:57.409		2									

76 Etienne AEBISCHER								MSKART VM											
lap	Sect-1	Speed	Sect-2	Speed	Sect-3	Speed	TopSpeed	laptime	pit	lap	Sect-1	Speed	Sect-2	Speed	Sect-3	Speed	Topspeed	laptime	pit
1			39.957		32.404	115.3		1:46.458		7	31.599		39.317		32.240	121.1		1:43.156	
2	31.627		39.403		32.390	114.4		1:43.420		8	31.026		39.133		31.837	123.2		1:41.996	
3	31.022		39.010		32.744	120.6		1:42.776		9	<u>30.905</u>		<u>38.555</u>		<u>31.721</u>	119.8		<u>1:41.181</u>	
4	31.170		38.665		32.252	119.9		1:42.087		10	31.270		38.795		32.129	119.0		1:42.194	
5	31.459		38.618		32.771	121.8		1:42.848		11	31.434		38.891		31.939	121.4		1:42.264	
6	31.328		38.888		31.967	122.6		1:42.183		12	31.820		38.903		32.254	115.9		1:42.977	

88 Kévin BUSBY								ANDERSON FPE											
lap	Sect-1	Speed	Sect-2	Speed	Sect-3	Speed	TopSpeed	laptime	pit	lap	Sect-1	Speed	Sect-2	Speed	Sect-3	Speed	Topspeed	laptime	pit
1			44.935		34.776	106.3		2:04.890		7	32.530		40.210		33.452	116.3		1:46.192	
2	33.357		42.342		33.997	105.3		1:49.696		8	32.465		<u>40.200</u>		33.264	102.2		<u>1:45.929</u>	
3	33.098		40.840		33.266	115.1		1:47.204		9	32.885		40.401		33.669	109.6		1:46.955	
4	33.275		40.229		33.673	110.7		1:47.177		10	32.583		40.935		33.423	113.2		1:46.941	
5	32.754		40.732		33.435	115.7		1:46.921		11	<u>32.207</u>		40.645		33.622	107.3		1:46.474	
6	32.668		40.373		<u>33.160</u>	118.3		1:46.201		12									

91 Johan LAMALLE								MSKART VM											
lap	Sect-1	Speed	Sect-2	Speed	Sect-3	Speed	TopSpeed	laptime	pit	lap	Sect-1	Speed	Sect-2	Speed	Sect-3	Speed	Topspeed	laptime	pit
1			40.386		32.273	122.6		1:46.818		7	31.447		39.563		32.073	122.1		1:43.083	
2	<u>31.152</u>		39.146		32.129	118.6		1:42.427		8	31.287		41.197		32.061	122.2		1:44.545	
3	31.485		39.157		32.447	122.1		1:43.089		9	31.190		38.878		33.819	119.5		1:43.887	
4	31.244		<u>38.696</u>		32.258	119.1		1:42.198		10	31.859		39.699		32.173	120.4		1:43.731	
5	31.315		38.751		32.827	119.4		1:42.893		11	31.421		39.380		32.410	120.4		1:43.211	
6	31.239		39.048		<u>31.878</u>	123.5		<u>1:42.165</u>		12	31.645		39.342		32.367	110.8		1:43.354	

93 Ingvar BJERGE								ANDERSON FPE											
lap	Sect-1	Speed	Sect-2	Speed	Sect-3	Speed	TopSpeed	laptime	pit	lap	Sect-1	Speed	Sect-2	Speed	Sect-3	Speed	Topspeed	laptime	pit
1			41.810		33.293	119.4		1:49.843		7	31.835		39.720		32.421	115.8		1:43.976	
2	31.693		39.831		<u>32.231</u>	119.0		1:43.755		8	31.555		39.315		32.423	116.9		<u>1:43.293</u>	
3	31.543		39.910		32.730	111.8		1:44.183		9	31.602		40.224		32.708	112.4		1:44.534	
4	31.676		40.003		32.599	116.8		1:44.278		10	31.690		<u>39.176</u>		32.731	114.7		1:43.597	
5	<u>31.496</u>		39.584		32.756	108.1		1:43.836		11	31.922		40.161		32.929	110.9		1:45.012	
6	31.819		39.952		32.404	119.9		1:44.175		12	32.643		40.105		32.941	116.9		1:45.689	

888 Teddy LEGENDRE								MSKART KTM 500 EXC-F											
lap	Sect-1	Speed	Sect-2	Speed	Sect-3	Speed	TopSpeed	laptime	pit	lap	Sect-1	Speed	Sect-2	Speed	Sect-3	Speed	Topspeed	laptime	pit
1			46.621		35.943	108.4		2:01.626		7	<u>34.167</u>		<u>42.595</u>		35.258	112.2		<u>1:52.020</u>	
2	35.380		45.138		35.515	110.0		1:56.033		8	34.540		42.791		35.172	110.0		1:52.503	
3	35.486		44.895		36.206	106.6		1:56.587		9	34.293		43.506		<u>34.821</u>	111.5		1:52.620	
4	36.951		43.475		37.107	111.3		1:57.533		10	34.433		43.511		35.231	110.2		1:53.175	

Hankook 12H MAGNY COURS 2017
 Touring Car Endurance Series - Race 2

Superkart

21 - 22 April 2017

Laps and Sector Times - Race 1

Circuit Nevers de Magny-Cours - 4411 mtr.

5	35.625	43.717	35.856	110.9	1:55.198	11	34.641	43.520	35.201	107.3	1:53.362
6	35.929	42.939	35.187	110.8	1:54.055	12					

Hankook 12H MAGNY COURS 2017
Positions for each lap - Race 1

Superkart

21 - 22 April 2017

Positions for each lap

Circuit Nevers de Magny-Cours - 4411 mtr.

Pos	Nr.	Name	1	2	3	4	5	6	7	8	9	10	11	12
1	2	Peter ELKMANN	2	2	2	2	2	2	2	2	2	2	2	2
2	1	Adam KOUT	3	3	1	1	1	1	1	1	1	1	1	1
3	10	Andréas JOST	1	1	10	10	10	10	10	10	10	10	10	10
4	6	Daniel CLARK	10	6	6	6	6	6	6	6	6	6	6	6
5	47	Daniel HENTSCHEL	6	10	17	17	17	47	47	47	47	47	47	47
6	76	Etienne AEBISCHER	12	12	47	47	47	17	16	16	76	76	76	76
7	16	Dave HARVEY	17	17	12	12	16	16	91	76	16	13	13	16
8	13	Jaime ZULETA	47	47	16	16	12	91	76	13	13	16	16	13
9	91	Johan LAMALLE	13	16	3	91	91	76	12	91	12	12	12	91
10	93	Ingvar BJERGE	16	91	91	76	76	12	13	12	91	91	91	93
11	20	Mark VERHAAR	76	76	76	13	13	13	93	93	93	93	93	20
12	12	Léo KURSTJENS	91	72	13	93	93	93	20	20	20	20	20	
13	88	Kévin BUSBY	72	93	93	20	20	20	71	71	71	88	88	
14	888	Teddy LEGENDRE	20	13	20	3	71	71	88	88	88	33	888	
15	33	Marcel FLEURY	93	20	71	71	88	88	33	33	888	888		
16	71	Carlo CHERMAZ	71	71	33	88	33	33	888	888	33			
17	17	Julien PONCELET	33	33	88	33	53	888						
18	53	Donato MAIORANO	74	88	53	53	888							
19	3	Yannick DE BRABANDER	53	53	888	888								
20	72	Philippe GERBER	888	888										
21	74	Marc ALBIN	88											

Hankook 12H MAGNY COURS 2017

Touring Car Endurance Series - Race 2



21 - 22 April 2017

Circuit Nevers de Magny-Cours - 4411 mtr.

Starting grid - Superkart - Race 1

Start Time : 13:30 - Heat Duration : 12 Laps

Pos	Nbr	Name	time		Pos	Nbr	Name	time
----- STARTLINE -----								
Pole Left								
1	2	Peter ELKMAN	1:36.576	Row 1	2	3	Yannick DE BRABANDER	1:37.265
3	1	Adam KOUT	1:38.116	Row 2	4	18	Alexandre SEBASTIA	1:38.686
5	17	Julien PONCELET	1:39.328	Row 3	6	10	Andréas JOST	1:40.214
7	47	Daniel HENTSCHEL	1:40.624	Row 4	8	76	Etienne AEBISCHER	1:40.943
9	16	Dave HARVEY	1:40.957	Row 5	10	6	Daniel CLARK	1:41.428
11	12	Léo KURSTJENS	1:41.515	Row 6	12	13	Jai me ZULETA	1:41.866
13	20	Mark VERHAAR	1:42.628	Row 7	14	91	Johan LAMALLE	1:42.829
15	93	Ingvar BJERGE	1:43.021	Row 8	16	71	Carlo CHERMAZ	1:43.709
17	72	Philippe GERBER	1:44.179	Row 9	18	88	Kévin BUSBY	1:44.588
19	74	Marc ALBIN	1:48.178	Row 10	20	33	Marcel FLEURY	1:50.901
21	888	Teddy LEGENDRE	1:51.145	Row 11	22	53	Donato MAIORANO	2:00.494
23	26	Jürgen REINKE		Row 12				

Results and lap times : www.raceresults.nu			Timekeeping by : RSTime by TimeService.nl		Publication-time		
Race Director		Steward		Timekeeper		Time Printed 21-04-2017 - 10:46	
Yann Charpentier				 Rob Oude Luttikhuis - TimeService.nl		Official Timekeeper 	
Page 1 of 1	Results remain provisional pending technical examination and decisions from the stewards of the meeting						

Hankook 12H MAGNY COURS 2017
Touring Car Endurance Series - Race 2

Heat name	: Superkart - Race 1		
Heat Date	: 21 April 2017		
Weather	:		
CIRCUITNAME	: Circuit Nevers de Magny-Cours - 4411 mtr.		
Participants Started	: 22	Participants Classified	: 23
Participants Finished	: 13	Participants Not Classified	: 0
Participants Not Finished	: 9		
Green flag at	: 13:28:36	Heat recording start time	: 13:13:33
Finish flag waved at	: 13:48:15	Heat recording end time	: 13:52:09
Total time under Green	: 19:38	Total of All Laps in Heat	: 202
Number of cautions	: 0	Total time under Yellow	: 00:00:00
Number of code-60's	: 0	Total time under Code-60	: 00:00:00

Leader history during the Heat

#	Nbr	Lap	to Lap	Name	Car
1	2	1	12	Peter ELKMANN	ANDERSON VM

Best Lap time history during the Heat

#	Nbr	lap time	in lap	Name	Car	time of day
1	2	1:38.151	2	Peter ELKMANN	ANDERSON VM	13:31:53
2	2	1:37.691	3	Peter ELKMANN	ANDERSON VM	13:33:31
3	2	1:37.498	8	Peter ELKMANN	ANDERSON VM	13:41:41

Summary of number of laps in the lead

#	Nbr	Name	Car	# Laps in the lead
1	2	Peter ELKMANN	ANDERSON	12

Hankook 12H MAGNY COURS 2017

Touring Car Endurance Series - Race 2

Superkart
Result of Race 2

21 - 22 April 2017
Circuit Nevers de Magny-Cours - 4411 mtr.

Started: 22 Not Started: 0 Classified: 21 Not Classified: 1

Pos	Nbr	Name / Team name	Car	Gap	Total time	Fastest	In	Avg. Speed
1	2	Peter ELKMANN (DE) ANDERSON - VM RACING	ANDERSON VM	-- 11 laps --	18:02.018	1:37.362	6	161.43
2	1	Adam KOUT (CZ) MSKART TEAM	MSKART DEA	7.437	18:09.455	1:38.507	7	160.33
3	3	Yannick DE BRABANDER (BEL) KARTING PARADISE	MSKART VM	14.026	18:16.044	1:38.896	5	159.36
4	10	Andréas JOST (DE) JOST MOTORSPORT	ANDERSON VM	17.286	18:19.304	1:38.478	3	158.89
5	76	Etienne AEBISCHER (CH) PEGAMARACING	MSKART VM	43.283	18:45.301	1:41.282	3	155.22
6	47	Daniel HENTSCHEL (DE) HT RACING TEAM	MSKART DEA	49.830	18:51.848	1:41.438	3	154.32
7	16	Dave HARVEY (GB) HARVEY VM UK	MSKART VM	50.761	18:52.779	1:42.018	4	154.20
8	12	Léo KURSTJENS (NL) KARTING PARADISE	MSKART VM	56.205	18:58.223	1:41.866	4	153.46
9	93	Ingvar BJERGE (SWE) REDSPEED TEAM	ANDERSON FPE	1:01.616	19:03.634	1:42.147	4	152.73
10	20	Mark VERHAAR (NL) KARTING PARADISE	MSKART VM	1:08.134	19:10.152	1:43.401	11	151.87
11	13	Jaime ZULETA (CO) KARTING PARADISE	MSKART VM	1:14.270	19:16.288	1:43.015	3	151.06
12	88	Kévin BUSBY (GB) BUSBY RACING	ANDERSON FPE	1:45.482	19:47.500	1:46.402	5	147.09
13	888	Teddy LEGENDRE (FRA) TLC	MSKART KTM 500 EXC-F	-- 10 laps --	18:55.358	1:51.847	3	139.86
14	71	Carlo CHERMAZ (IT) REDSPEED TEAM	ANDERSON FPE	-- 9 laps --	19:18.298	1:46.793	8	123.38
15	91	Johan LAMALLE (FRA) JOLA COMPETITION	MSKART VM	-- 6 laps --	10:30.677	1:43.529	4	151.07
16	72	Philippe GERBER (CH) PEGAMARACING	PVP FPE	18.887	10:49.564	1:44.363	3	146.67
17	17	Julien PONCELET (FRA) TEAMMOTORS	MSKART VM	-- 5 laps --	8:32.301	1:41.220	3	154.98
18	6	Daniel CLARK (GB) REDSPEED TEAM	ANDERSON VM	-- 4 laps --	6:45.354	1:40.065	3	156.69
19	53	Donato MAIORANO (CH) REDSPEED TEAM	ANDERSON DEA	1:02.416	7:47.770	1:54.799	3	135.79
20	26	Jürgen REINKE (DE) JRRACING TEAM	ANDERSON VM	-- 1 laps --	2:02.560			129.56
21	74	Marc ALBIN (FR) PEGAMARACING	PVP FPE REDSPEED					

Not Classified

EXC 18 Alexandre SEBASTIA (FR)
HEURTAUX
ANDERSON DEA

Superkart number 18 déclassé according to sporting regulations article number 19



Fastest time: 1:37.362 in lap 6 by nbr. 2: ANDERSON - VM RACING (ANDERSON)

Publication-time

Results and lap times : www.raceresults.nu

Timekeeping by : RSTime by TimeService.nl

Time Printed 21-04-2017 - 19:12

Race Director Yann Charpentier	Steward	Timekeeper  Rob Oude Luttikhuis - TimeService.nl	Official Timekeeper 
---------------------------------------	---------	--	--

Hankook 12H MAGNY COURS 2017
Touring Car Endurance Series - Race 2

Superkart
Laptimes - Race 2

21 - 22 April 2017
Circuit Nevers de Magny-Cours - 4411 mtr.

Nbr	Name / Team name	1	2	3	4	5	6	7	8	9	10	11	12	13	14	15
1	Adam KOUT	1:41.287	1:39.319	1:38.616	1:38.957	1:38.824	1:38.620	1:38.507	1:39.008	1:38.807	1:38.546	1:38.964				
2	Peter ELKMANN	1:39.879	1:40.129	1:37.942	1:37.959	1:37.539	1:37.362	1:38.070	1:37.813	1:38.087	1:38.429	1:38.809				
3	Yannick DE BRABAN DER	1:39.452	1:40.293	1:39.033	1:39.023	1:38.896	1:39.555	1:39.108	1:40.089	1:39.339	1:39.864	1:41.392				
6	Daniel CLARK	1:42.600	1:40.921	1:40.065	1:41.768											
10	Andréas JOST	1:42.127	1:39.152	1:38.478	1:39.012	1:39.420	1:39.540	1:39.719	1:39.736	1:41.412	1:40.235	1:40.473				
12	Léo KURSTJENS	1:44.385	1:43.138	1:43.090	1:41.866	1:43.083	1:43.630	1:44.364	1:43.425	1:43.435	1:44.306	1:43.501				
13	Jaime ZULETA	1:45.059	1:43.177	1:43.015	1:48.262	1:44.924	1:45.751	1:44.108	1:43.757	1:45.242	1:44.200	1:48.793				
16	Dave HARVEY	1:47.100	1:42.862	1:42.565	1:42.018	1:42.268	1:42.891	1:43.288	1:42.847	1:42.386	1:42.222	1:42.332				
17	Julien PONCELET	1:44.467	1:41.890	1:41.220	1:42.421	1:42.303										
18	Alexandre SEBASTIA	1:42.741	1:39.677	1:38.232	1:39.056	1:38.710	1:38.983	1:38.557	1:38.955	1:38.764	1:38.696	1:39.209				
20	Mark VERHAAR	1:48.278	1:44.298	1:44.029	1:44.064	1:44.031	1:44.085	1:45.838	1:43.814	1:44.536	1:43.778	1:43.401				
26	Jürgen REINKE	1:49.413														
47	Daniel HENTSCHEL	1:45.514	1:42.423	1:41.438	1:41.927	1:42.216	1:45.243	1:43.228	1:42.988	1:42.214	1:42.039	1:42.618				
53	Donato MAIORANO	1:58.836	1:56.336	1:54.799	1:57.799											
71	Carlo CHERMAZ	3:48.938	2:53.085	1:47.993	1:48.617	1:48.527	1:48.478	1:47.918	1:46.793	1:47.949						
72	Philippe GERBER	1:50.233	1:46.396	1:44.363	1:44.876	1:47.142	1:56.554									
74	Marc ALBIN															
76	Etienne AEBISCHER	1:44.717	1:42.022	1:41.282	1:41.612	1:41.954	1:41.842	1:42.091	1:41.845	1:43.359	1:42.878	1:41.699				
88	Kévin BUSBY	1:51.032	1:46.924	1:48.429	1:46.613	1:46.402	1:48.307	1:46.854	1:46.900	1:47.934	1:48.036	1:50.069				
91	Johan LAMALLE	1:48.857	1:44.721	1:43.836	1:43.529	1:44.513	1:45.221									
93	Ingvær BJERGE	1:51.184	1:44.912	1:43.128	1:42.147	1:44.624	1:43.192	1:42.369	1:43.307	1:42.954	1:42.578	1:43.239				
888	Teddy LEGENDRE	1:57.171	1:52.448	1:51.847	1:53.121	1:52.962	1:52.822	1:54.781	1:52.867	1:53.532	1:53.519					

Hankook 12H MAGNY COURS 2017
Touring Car Endurance Series - Race 2

Superkart
Sector analyse - Race 2

21 - 22 April 2017
Circuit Nevers de Magny-Cours - 4411 mtr.

Pos	Nbr	Name / Team name	Sector 1			Sector 2			Sector 3			Theoretical best	Actual best	In
			time	Lap	pos	time	Lap	pos	time	Lap	pos			
1	2	Peter ELKMANN	29.565	6	1	36.959	6	1	30.683	5	1	1:37.207	1:37.362	6
2	1	Adam KOUT	29.813	3	2	37.521	7	5	30.754	6	2	1:38.088	1:38.507	7
3	18	Alexandre SEBASTIA	29.874	3	3	37.445	3	2	30.913	3	3	1:38.232	1:38.232	3
4	3	Yannick DE BRABANDER	30.141	4	5	37.493	5	4	31.083	3	4	1:38.717	1:38.896	5
5	10	Andréas JOST	29.879	3	4	37.479	3	3	31.120	3	5	1:38.478	1:38.478	3
6	76	Etienne AEBISCHER	30.918	4	11	38.303	3	7	31.736	8	8	1:40.957	1:41.282	3
7	47	Daniel HENTSCHEL	30.770	3	7	38.514	5	8	31.914	3	10	1:41.198	1:41.438	3
8	16	Dave HARVEY	30.867	11	10	38.723	5	10	32.030	10	11	1:41.620	1:42.018	4
9	12	Léo KURSTJENS	30.784	4	8	38.813	4	12	32.045	2	12	1:41.642	1:41.866	4
10	93	Ingvar BJERGE	30.980	4	12	38.751	4	11	32.246	10	14	1:41.977	1:42.147	4
11	20	Mark VERHAAR	31.267	5	14	39.443	11	13	32.100	8	13	1:42.810	1:43.401	11
12	13	Jaime ZULETA	31.093	3	13	39.550	9	15	31.789	3	9	1:42.432	1:43.015	3
13	88	Kévin BUSBY	32.153	4	17	39.982	2	17	33.326	7	17	1:45.461	1:46.402	5
14	888	Teddy LEGENDRE	33.970	10	19	42.334	3	19	35.195	8	19	1:51.499	1:51.847	3
15	71	Carlo CHERMAZ	32.212	8	18	40.667	7	18	33.659	5	18	1:46.538	1:46.793	8
16	91	Johan LAMALLE	31.412	5	15	39.517	3	14	32.428	4	15	1:43.357	1:43.529	4
17	72	Philippe GERBER	31.440	2	16	39.758	3	16	32.811	3	16	1:44.009	1:44.363	3
18	17	Julien PONCELET	30.838	2	9	38.635	3	9	31.685	3	7	1:41.158	1:41.220	3
19	6	Daniel CLARK	30.192	2	6	38.143	3	6	31.339	3	6	1:39.674	1:40.065	3
20	53	Donato MAIORANO	34.958	5	21	42.812	5	20	35.965	3	21	1:53.735	1:54.799	3
21	26	Jürgen REINKE	34.085	2	20	43.959	1	21	35.271	1	20	1:53.315		
22	74	Marc ALBIN												
23	33	Marcel FLEURY												

Hankook 12H MAGNY COURS 2017
Touring Car Endurance Series - Race 2

Superkart

21 - 22 April 2017

Laps and Sector Times - Race 2

Circuit Nevers de Magny-Cours - 4411 mtr.

1 Adam KOUT								MSKART DEA											
lap	Sect-1	Speed	Sect-2	Speed	Sect-3	Speed	TopSpeed	laptime	pit	lap	Sect-1	Speed	Sect-2	Speed	Sect-3	Speed	Topspeed	laptime	pit
1			38.544		31.407	125.3		1:41.287		7	30.109		<u>37.521</u>		30.877	124.0		<u>1:38.507</u>	
2	30.129		37.763		31.427	124.6		1:39.319		8	30.014		37.803		31.191	124.3		1:39.008	
3	<u>29.813</u>		37.620		31.183	125.5		1:38.616		9	30.207		37.546		31.054	124.8		1:38.807	
4	29.818		37.749		31.390	123.8		1:38.957		10	30.145		37.589		30.812	123.8		1:38.546	
5	29.966		37.647		31.211	123.0		1:38.824		11	30.198		37.747		31.019	123.5		1:38.964	
6	29.986		37.880		<u>30.754</u>	125.6		1:38.620		12									

2 Peter ELKMANN								ANDERSON VM											
lap	Sect-1	Speed	Sect-2	Speed	Sect-3	Speed	TopSpeed	laptime	pit	lap	Sect-1	Speed	Sect-2	Speed	Sect-3	Speed	Topspeed	laptime	pit
1			37.743		31.966	112.0		1:39.879		7	29.679		37.245		31.146	124.3		1:38.070	
2	30.139		38.035		31.955	120.0		1:40.129		8	29.576		37.379		30.858	123.0		1:37.813	
3	29.956		37.122		30.864	122.1		1:37.942		9	29.755		37.401		30.931	124.3		1:38.087	
4	29.602		37.670		30.687	124.0		1:37.959		10	29.844		37.474		31.111	124.2		1:38.429	
5	29.762		37.094		<u>30.683</u>	124.9		1:37.539		11	29.686		37.515		31.608	102.7		1:38.809	
6	<u>29.565</u>		<u>36.959</u>		30.838	121.5		<u>1:37.362</u>		12									

3 Yannick DE BRABANDER								MSKART VM											
lap	Sect-1	Speed	Sect-2	Speed	Sect-3	Speed	TopSpeed	laptime	pit	lap	Sect-1	Speed	Sect-2	Speed	Sect-3	Speed	Topspeed	laptime	pit
1			37.742		31.760	118.9		1:39.452		7	30.175		37.753		31.180	123.9		1:39.108	
2	30.296		38.140		31.857	119.9		1:40.293		8	30.311		38.312		31.466	116.7		1:40.089	
3	30.352		37.598		<u>31.083</u>	123.0		1:39.033		9	30.387		37.865		31.087	120.6		1:39.339	
4	<u>30.141</u>		37.719		31.163	122.8		1:39.023		10	30.204		38.117		31.543	121.4		1:39.864	
5	30.256		<u>37.493</u>		31.147	122.9		<u>1:38.896</u>		11	31.219		38.587		31.586	120.8		1:41.392	
6	30.366		37.774		31.415	123.8		1:39.555		12									

6 Daniel CLARK								ANDERSON VM											
lap	Sect-1	Speed	Sect-2	Speed	Sect-3	Speed	TopSpeed	laptime	pit	lap	Sect-1	Speed	Sect-2	Speed	Sect-3	Speed	Topspeed	laptime	pit
1			39.017		32.044	121.5		1:42.600		3	30.583		<u>38.143</u>		<u>31.339</u>	123.8		<u>1:40.065</u>	
2	<u>30.192</u>		38.600		32.129	123.5		1:40.921		4	30.503		38.557		32.708	120.3		1:41.768	

10 Andréas JOST								ANDERSON VM											
lap	Sect-1	Speed	Sect-2	Speed	Sect-3	Speed	TopSpeed	laptime	pit	lap	Sect-1	Speed	Sect-2	Speed	Sect-3	Speed	Topspeed	laptime	pit
1			38.876		31.808	123.8		1:42.127		7	30.131		37.490		32.098	123.0		1:39.719	
2	30.115		37.818		31.219	123.3		1:39.152		8	30.042		37.846		31.848	121.8		1:39.736	
3	<u>29.879</u>		<u>37.479</u>		<u>31.120</u>	124.8		<u>1:38.478</u>		9	30.948		38.539		31.925	123.9		1:41.412	
4	30.007		37.502		31.503	124.3		1:39.012		10	30.141		38.268		31.826	122.2		1:40.235	
5	29.991		37.673		31.756	124.2		1:39.420		11	30.480		38.324		31.669	123.2		1:40.473	
6	29.930		37.814		31.796	123.5		1:39.540		12									

12 Léo KURSTJENS								MSKART VM											
lap	Sect-1	Speed	Sect-2	Speed	Sect-3	Speed	TopSpeed	laptime	pit	lap	Sect-1	Speed	Sect-2	Speed	Sect-3	Speed	Topspeed	laptime	pit
1					32.330	112.4		1:44.385		7	32.241		39.499		32.624	120.2		1:44.364	
2	31.629		39.464		<u>32.045</u>	120.2		1:43.138		8	31.154		39.479		32.792	118.1		1:43.425	
3	31.059		39.484		32.547	119.9		1:43.090		9	31.239		39.091		33.105	120.8		1:43.435	
4	<u>30.784</u>		<u>38.813</u>		32.269	121.3		<u>1:41.866</u>		10	32.073		39.934		32.299	119.9		1:44.306	
5	31.043		38.993		33.047	116.4		1:43.083		11	31.749		39.252		32.500	116.2		1:43.501	
6					33.054	119.1		1:43.630		12									

13 Jaime ZULETA								MSKART VM											
lap	Sect-1	Speed	Sect-2	Speed	Sect-3	Speed	TopSpeed	laptime	pit	lap	Sect-1	Speed	Sect-2	Speed	Sect-3	Speed	Topspeed	laptime	pit
1					32.256	115.8		1:45.059		7					32.728	115.1		1:44.108	
2					32.352	116.3		1:43.177		8					32.775	119.2		1:43.757	
3	<u>31.093</u>		40.133		<u>31.789</u>	117.7		<u>1:43.015</u>		9	31.506		<u>39.550</u>		34.186	110.1		1:45.242	
4					33.030	118.1		1:48.262		10	31.770		39.791		32.639	117.2		1:44.200	
5	31.699		40.312		32.913	119.0		1:44.924		11	31.860		42.670		34.263	109.5		1:48.793	
6					33.136	112.5		1:45.751		12									

Hankook 12H MAGNY COURS 2017

Touring Car Endurance Series - Race 2

Superkart

21 - 22 April 2017

Laps and Sector Times - Race 2

Circuit Nevers de Magny-Cours - 4411 mtr.

16 Dave HARVEY								MSKART VM											
lap	Sect-1	Speed	Sect-2	Speed	Sect-3	Speed	TopSpeed	laptime	pit	lap	Sect-1	Speed	Sect-2	Speed	Sect-3	Speed	Topspeed	laptime	pit
1			40.482		32.647	116.2		1:47.100		7	31.900		39.021		32.367	117.7		1:43.288	
2	31.295		39.348		32.219	115.2		1:42.862		8	31.013		39.416		32.418	116.7		1:42.847	
3	31.219		39.012		32.334	107.0		1:42.565		9	31.084		39.007		32.295	113.6		1:42.386	
4	30.984		38.787		32.247	117.9		<u>1:42.018</u>		10	31.072		39.120		<u>32.030</u>	120.0		1:42.222	
5	31.122		<u>38.723</u>		32.423	113.7		1:42.268		11	<u>30.867</u>		38.872		32.593	119.8		1:42.332	
6	31.005		39.329		32.557	120.8		1:42.891		12									

17 Julien PONCELET								MSKART VM											
lap	Sect-1	Speed	Sect-2	Speed	Sect-3	Speed	TopSpeed	laptime	pit	lap	Sect-1	Speed	Sect-2	Speed	Sect-3	Speed	Topspeed	laptime	pit
1			40.688		32.325	115.7		1:44.467		4					31.979	121.3		1:42.421	
2	<u>30.838</u>		39.244		31.808	118.2		1:41.890		5	31.053		39.158		32.092	120.4		1:42.303	
3	30.900		<u>38.635</u>		<u>31.685</u>	119.4		<u>1:41.220</u>		6									

18 Alexandre SEBASTIA								ANDERSON DEA											
lap	Sect-1	Speed	Sect-2	Speed	Sect-3	Speed	TopSpeed	laptime	pit	lap	Sect-1	Speed	Sect-2	Speed	Sect-3	Speed	Topspeed	laptime	pit
1			39.274		31.308	123.6		1:42.741		7	29.887		37.675		30.995	120.2		1:38.557	
2	30.107		38.277		31.293	123.6		1:39.677		8	29.892		37.797		31.266	118.6		1:38.955	
3	<u>29.874</u>		<u>37.445</u>		<u>30.913</u>	118.6		<u>1:38.232</u>		9	30.027		37.770		30.967	117.3		1:38.764	
4	29.938		37.745		31.373	122.8		1:39.056		10	30.065		37.666		30.965	117.2		1:38.696	
5	29.962		37.796		30.952	120.8		1:38.710		11	30.111		37.997		31.101	120.7		1:39.209	
6	30.054		37.729		31.200	123.0		1:38.983		12									

20 Mark VERHAAR								MSKART VM											
lap	Sect-1	Speed	Sect-2	Speed	Sect-3	Speed	TopSpeed	laptime	pit	lap	Sect-1	Speed	Sect-2	Speed	Sect-3	Speed	Topspeed	laptime	pit
1			41.140		33.080	109.7		1:48.278		7	31.604		41.179		33.055	121.1		1:45.838	
2	31.965		39.884		32.449	118.7		1:44.298		8	31.810		39.904		<u>32.100</u>	121.5		1:43.814	
3	31.792		39.795		32.442	121.0		1:44.029		9	31.489		40.163		32.884	108.6		1:44.536	
4	31.525		39.667		32.872	120.8		1:44.064		10	31.706		39.880		32.192	121.4		1:43.778	
5	<u>31.267</u>		40.121		32.643	120.6		1:44.031		11	31.523		<u>39.443</u>		32.435	119.0		<u>1:43.401</u>	
6	31.814		39.873		32.398	122.4		1:44.085		12									

26 Jürgen REINKE								ANDERSON VM											
lap	Sect-1	Speed	Sect-2	Speed	Sect-3	Speed	TopSpeed	laptime	pit	lap	Sect-1	Speed	Sect-2	Speed	Sect-3	Speed	Topspeed	laptime	pit
1	Out		<u>43.959</u>		<u>35.271</u>	112.0		1:49.413		2									

33 Marcel FLEURY								ANDERSON DUCATI 848											
lap	Sect-1	Speed	Sect-2	Speed	Sect-3	Speed	TopSpeed	laptime	pit	lap	Sect-1	Speed	Sect-2	Speed	Sect-3	Speed	Topspeed	laptime	pit

47 Daniel HENTSCHEL								MSKART DEA											
lap	Sect-1	Speed	Sect-2	Speed	Sect-3	Speed	TopSpeed	laptime	pit	lap	Sect-1	Speed	Sect-2	Speed	Sect-3	Speed	Topspeed	laptime	pit
1			40.017		32.470	119.4		1:45.514		7	32.419		38.639		32.170	117.7		1:43.228	
2	31.104		39.096		32.223	120.4		1:42.423		8	31.592		39.248		32.148	122.2		1:42.988	
3	<u>30.770</u>		38.754		<u>31.914</u>	121.5		<u>1:41.438</u>		9	31.619		38.582		32.013	122.2		1:42.214	
4	31.035		38.890		32.002	117.4		1:41.927		10	31.482		38.605		31.952	120.4		1:42.039	
5	31.363		<u>38.514</u>		32.339	115.4		1:42.216		11	31.474		38.829		32.315	121.1		1:42.618	
6	31.295		40.511		33.437	116.0		1:45.243		12									

53 Donato MAIORANO								ANDERSON DEA											
lap	Sect-1	Speed	Sect-2	Speed	Sect-3	Speed	TopSpeed	laptime	pit	lap	Sect-1	Speed	Sect-2	Speed	Sect-3	Speed	Topspeed	laptime	pit
1			45.791		36.774	98.6		1:58.836		3	36.018		42.816		<u>35.965</u>	102.1		1:54.799	
2	35.434		43.074		37.828	95.8		1:56.336		4	35.145		43.738		38.916	104.6		1:57.799	

Hankook 12H MAGNY COURS 2017
Touring Car Endurance Series - Race 2

Superkart

21 - 22 April 2017

Laps and Sector Times - Race 2

Circuit Nevers de Magny-Cours - 4411 mtr.

71 Carlo CHERMAZ								ANDERSON FPE											
lap	Sect-1	Speed	Sect-2	Speed	Sect-3	Speed	TopSpeed	laptime	pit	lap	Sect-1	Speed	Sect-2	Speed	Sect-3	Speed	Topspeed	laptime	pit
1			42.467		In			3:48.938	P	6	32.614		41.404		34.460	100.7		1:48.478	
2	Out		42.678		34.405	112.1		2:53.085		7	32.751		<u>40.667</u>		34.500	110.9		1:47.918	
3	32.619		41.354		34.020	111.7		1:47.993		8	<u>32.212</u>		40.811		33.770	108.9		<u>1:46.793</u>	
4	32.401		42.489		33.727	109.9		1:48.617		9	32.657		41.180		34.112	107.7		1:47.949	
5	32.738		42.130		<u>33.659</u>	106.4		1:48.527		10									

72 Philippe GERBER								PVP FPE											
lap	Sect-1	Speed	Sect-2	Speed	Sect-3	Speed	TopSpeed	laptime	pit	lap	Sect-1	Speed	Sect-2	Speed	Sect-3	Speed	Topspeed	laptime	pit
1			41.899		33.920	109.2		1:50.233		4	32.104		39.901		32.871	115.9		1:44.876	
2	<u>31.440</u>		41.116		33.840	108.9		1:46.396		5	31.858		40.795		34.489	98.5		1:47.142	
3	31.794		<u>39.758</u>		<u>32.811</u>	118.2		<u>1:44.363</u>		6	34.827		44.250		37.477	78.6		1:56.554	

74 Marc ALBIN								PVP FPE REDSPEED											
lap	Sect-1	Speed	Sect-2	Speed	Sect-3	Speed	TopSpeed	laptime	pit	lap	Sect-1	Speed	Sect-2	Speed	Sect-3	Speed	Topspeed	laptime	pit

76 Etienne AEBI SCHER								MSKART VM											
lap	Sect-1	Speed	Sect-2	Speed	Sect-3	Speed	TopSpeed	laptime	pit	lap	Sect-1	Speed	Sect-2	Speed	Sect-3	Speed	Topspeed	laptime	pit
1			40.126		32.120	119.9		1:44.717		7	31.103		38.802		32.186	115.8		1:42.091	
2	31.475		38.544		32.003	120.3		1:42.022		8	31.246		38.863		<u>31.736</u>	121.3		1:41.845	
3	31.085		<u>38.303</u>		31.894	120.7		<u>1:41.282</u>		9	31.231		39.558		32.570	116.4		1:43.359	
4	<u>30.918</u>		38.905		31.789	117.9		1:41.612		10	31.525		39.306		32.047	116.4		1:42.878	
5	30.995		38.720		32.239	118.2		1:41.954		11	31.148		38.676		31.875	119.0		1:41.699	
6	31.030		38.883		31.929	117.3		1:41.842		12									

88 Kévin BUSBY								ANDERSON FPE											
lap	Sect-1	Speed	Sect-2	Speed	Sect-3	Speed	TopSpeed	laptime	pit	lap	Sect-1	Speed	Sect-2	Speed	Sect-3	Speed	Topspeed	laptime	pit
1			42.653		34.083	109.5		1:51.032		7	32.512		41.016		<u>33.326</u>	115.5		1:46.854	
2	32.682		<u>39.982</u>		34.260	80.1		1:46.924		8	32.504		40.834		33.562	117.6		1:46.900	
3	33.962		40.742		33.725	118.1		1:48.429		9	32.576		41.664		33.694	113.8		1:47.934	
4	<u>32.153</u>		40.444		34.016	117.2		1:46.613		10	32.372		40.973		34.691	99.7		1:48.036	
5	32.215		40.538		33.649	118.2		<u>1:46.402</u>		11	33.144		42.083		34.842	105.7		1:50.069	
6	32.279		40.774		35.254	113.6		1:48.307		12									

91 Johan LAMALLE								MSKART VM											
lap	Sect-1	Speed	Sect-2	Speed	Sect-3	Speed	TopSpeed	laptime	pit	lap	Sect-1	Speed	Sect-2	Speed	Sect-3	Speed	Topspeed	laptime	pit
1			41.106		34.751	109.5		1:48.857		4	31.420		39.681		<u>32.428</u>	123.6		<u>1:43.529</u>	
2	31.938		40.152		32.631	119.8		1:44.721		5	<u>31.412</u>		40.592		32.509	116.8		1:44.513	
3	31.790		<u>39.517</u>		32.529	119.2		1:43.836		6	31.522		40.679		33.020	115.4		1:45.221	

93 Ingvar BJERGE								ANDERSON FPE											
lap	Sect-1	Speed	Sect-2	Speed	Sect-3	Speed	TopSpeed	laptime	pit	lap	Sect-1	Speed	Sect-2	Speed	Sect-3	Speed	Topspeed	laptime	pit
1					34.180	115.2		1:51.184		7	31.090		38.998		32.281	115.9		1:42.369	
2	32.482		39.441		32.989	104.7		1:44.912		8	31.325		39.483		32.499	119.0		1:43.307	
3	31.453		39.298		32.377	116.4		1:43.128		9	31.263		39.295		32.396	117.2		1:42.954	
4	<u>30.980</u>		<u>38.751</u>		32.416	120.8		<u>1:42.147</u>		10	31.151		39.181		<u>32.246</u>	115.5		1:42.578	
5	31.257		40.570		32.797	116.7		1:44.624		11	31.223		39.670		32.346	116.5		1:43.239	
6	31.067		39.798		32.327	116.7		1:43.192		12									

888 Teddy LEGENDRE								MSKART KTM 500 EXC-F											
lap	Sect-1	Speed	Sect-2	Speed	Sect-3	Speed	TopSpeed	laptime	pit	lap	Sect-1	Speed	Sect-2	Speed	Sect-3	Speed	Topspeed	laptime	pit
1	37.219		44.240		35.712	112.2		1:57.171		6	34.529		42.830		35.463	111.3		1:52.822	
2	34.108		43.005		35.335	112.9		1:52.448		7	34.592		44.292		35.897	106.8		1:54.781	
3	34.269		<u>42.334</u>		35.244	112.1		<u>1:51.847</u>		8	34.476		43.196		<u>35.195</u>	111.3		1:52.867	
4	34.416		42.925		35.780	112.4		1:53.121		9	34.094		43.936		35.502	114.3		1:53.532	
5	34.589		42.825		35.548	112.8		1:52.962		10	<u>33.970</u>		43.561		35.988	109.8		1:53.519	

Hankook 12H MAGNY COURS 2017
Touring Car Endurance Series - Race 2

Superkart
Laps and Sector Times - Race 2

21 - 22 April 2017
Circuit Nevers de Magny-Cours - 4411 mtr.

Hankook 12H MAGNY COURS 2017
Positions for each lap - Race 2

Superkart

21 - 22 April 2017

Positions for each lap

Circuit Nevers de Magny-Cours - 4411 mtr.

Pos	Nr.	Name	1	2	3	4	5	6	7	8	9	10	11
1	2	Peter ELKMANN	3	3	2	2	2	2	2	2	2	2	2
2	1	Adam KOUT	2	2	3	3	3	1	1	1	1	1	1
3	18	Alexandre SEBASTIA	1	1	1	1	1	3	3	18	18	18	18
4	3	Yannick DE BRABANDER	10	10	10	10	10	18	18	3	3	3	3
5	10	Andréas JOST	6	18	18	18	18	10	10	10	10	10	10
6	76	Etienne AEBISCHER	18	6	6	6	76	76	76	76	76	76	76
7	47	Daniel HENTSCHEL	12	17	17	76	17	47	47	47	47	47	47
8	16	Dave HARVEY	17	76	76	17	47	12	16	16	16	16	16
9	12	Léo KURSTJENS	76	12	47	47	12	16	12	12	12	12	12
10	93	Ingvar BJERGE	13	47	12	12	16	20	93	93	93	93	93
11	20	Mark VERHAAR	47	13	13	16	13	93	13	13	20	20	20
12	13	Jaime ZULETA	16	16	16	13	20	13	20	20	13	13	13
13	88	Kévin BUSBY	20	20	20	20	91	91	88	88	88	88	88
14	888	Teddy LEGENDRE	91	91	91	91	93	88	888	888	888	888	
15	71	Carlo CHERMAZ	72	93	93	93	72	72	71	71	71		
16	91	Johan LAMALLE	88	72	72	72	88	888					
17	72	Phillippe GERBER	93	88	88	88	888	71					
18	17	Julien PONCELET	888	888	888	888	71						
19	6	Daniel CLARK	53	53	53	53							
20	53	Donato MAIORANO	26	71	71	71							
21	26	Jürgen REINKE	71										

Hankook 12H MAGNY COURS 2017

Touring Car Endurance Series - Race 2

21 - 22 April 2017

Circuit Nevers de Magny-Cours - 4411 mtr.


Starting grid - Superkart - Race 2

Start Time : 17:00 - Heat Duration : 12 Laps

Pos	Nbr	Name	time	Pos	Nbr	Name	time
-----	-----	------	------	-----	-----	------	------

----- STARTLINE -----
Pole Left

1	2	Peter ELKMAN	1:36.576	Row 1	2	3	Yannick DE BRABANDER	1:37.265
3	1	Adam KOUT	1:38.116	Row 2	4	18	Alexandre SEBASTIA	1:38.686
5	17	Julien PONCELET	1:39.328	Row 3	6	10	Andréas JOST	1:40.214
7	47	Daniel HENTSCHEL	1:40.624	Row 4	8	76	Etienne AEBISCHER	1:40.943
9	16	Dave HARVEY	1:40.957	Row 5	10	6	Daniel CLARK	1:41.428
11	12	Léo KURSTJENS	1:41.515	Row 6	12	13	Jai me ZULETA	1:41.866
13	20	Mark VERHAAR	1:42.628	Row 7	14	91	Johan LAMALLE	1:42.829
15	93	Ingvar BJERGE	1:43.021	Row 8	16	71	Carlo CHERMAZ	1:43.709
17	72	Philippe GERBER	1:44.179	Row 9	18	88	Kévin BUSBY	1:44.588
19	74	Marc ALBIN	1:48.178	Row 10	20	33	Marcel FLEURY	1:50.901
21	888	Teddy LEGENDRE	1:51.145	Row 11	22	53	Donato MAIORANO	2:00.494
23	26	Jürgen REINKE		Row 12				

Results and lap times : www.raceresults.nu			Timekeeping by : RSTime by TimeService.nl		Publication-time	
Race Director Yann Charpentier			Steward		Time Printed 21-04-2017 - 10:47	
Page 1 of 1			Results remain provisional pending technical examination and decisions from the stewards of the meeting		Official Timekeeper 	

Hankook 12H MAGNY COURS 2017
Touring Car Endurance Series - Race 2

Heat name	: Superkart - Race 2		
Heat Date	: 21 April 2017		
Weather	:		
CIRCUITNAME	: Circuit Nevers de Magny-Cours - 4411 mtr.		
Participants Started	: 22	Participants Classified	: 22
Participants Finished	: 15	Participants Not Classified	: 1
Participants Not Finished	: 7		
Green flag at	: 16:58:35	Heat recording start time	: 16:34:00
Finish flag waved at	: 17:16:37	Heat recording end time	: 17:20:06
Total time under Green	: 18:02	Total of All Laps in Heat	: 188
Number of cautions	: 0	Total time under Yellow	: 00:00:00
Number of code-60's	: 0	Total time under Code-60	: 00:00:00

Leader history during the Heat

#	Nbr	Lap	to Lap	Name	Car
1	3	1	2	Yannick DE BRABANDER	MSKART VM
2	2	3	11	Peter ELKMANN	ANDERSON VM

Best Lap time history during the Heat

#	Nbr	lap time	in lap	Name	Car	time of day
1	3	1:40.293	2	Yannick DE BRABANDER	MSKART VM	17:01:55
2	2	1:40.129	2	Peter ELKMANN	ANDERSON VM	17:01:55
3	1	1:39.319	2	Adam KOUT	MSKART DEA	17:01:56
4	10	1:39.152	2	Andréas JOST	ANDERSON VM	17:01:57
5	2	1:37.942	3	Peter ELKMANN	ANDERSON VM	17:03:33
6	2	1:37.539	5	Peter ELKMANN	ANDERSON VM	17:06:49
7	2	1:37.362	6	Peter ELKMANN	ANDERSON VM	17:08:26

Summary of number of laps in the lead

#	Nbr	Name	Car	# Laps in the lead
1	2	Peter ELKMANN	ANDERSON	9
2	3	Yannick DE BRABANDER	MSKART	2