




Cl Rnk	N° No.	Pilote Driver	Nat	Tours Laps	Ecart Gap	Interv.	M.Tour B.Lap
1	16	MOONEN Antony		10			57.603
2	119	VERDAET Tom		10	+2.104	+2.104	57.703
3	11	ROGER Justin		10	+2.320	+0.216	57.693
4	15	VANDERPLASSCHEN Ine		10	+2.586	+0.266	57.543
5	8	BAERT Nicolas		10	+3.816	+1.230	57.720
6	31	DE LEEUW Amaury		10	+6.763	+2.947	57.901
7	51	FOURNY Emilien		10	+7.748	+0.985	57.864
8	53	DELBAUF Mathieu		10	+7.792	+0.044	57.715
9	42	DE SMET Denis		10	+8.684	+0.892	57.478
10	52	DETRY Diego		10	+12.588	+3.904	57.904
11	132	ONSTENK Mike		10	+15.487	+2.899	58.506
12	87	DE LEEUW Jean		3	+7 Laps	+7 Laps	58.527
13	168	VOORBRAAK Maxime		3	+7 Laps	+0.062	58.622

Meilleur tour / Best lap: 42 DE SMET Denis - 57.478

Sous réserve du contrôle technique ou de fait sportif

Timekeeper

Steward #1

Steward #2

N° No.	Tour Lap	Secteur 1 Sector 1	Secteur 2 Sector 2	Secteur 3 Sector 3	Temps Time
8 BAERT Nicolas					
8					
8		12.587	28.974	20.619	
START					
8		11.264	43.524	38.485	
8	1	12.468	28.370	19.831	1:00.669
8	2	11.225	27.687	20.167	59.079
8	3	10.973	27.470	19.872	58.315
8	4	10.986	27.135	19.761	57.882
8	5	10.903	27.145	19.672	57.720
8	6	10.916	27.592	19.706	58.214
8	7	11.005	27.141	19.731	57.877
8	8	10.829	27.222	19.676	57.727
8	9	10.851	27.201	19.951	58.003
FINISH					
8	10	10.976	27.180	19.973	58.129

N° No.	Tour Lap	Secteur 1 Sector 1	Secteur 2 Sector 2	Secteur 3 Sector 3	Temps Time
11 ROGER Justin					
11					
11		12.445	28.416	20.319	
START					
11		11.343	45.282	38.927	
11	1	11.722	27.620	19.974	59.316
11	2	10.949	27.633	19.920	58.502
11	3	10.918	27.399	19.809	58.126
11	4	11.202	27.346	19.875	58.423
11	5	10.981	27.195	19.825	58.001
11	6	11.025	27.916	19.815	58.756
11	7	10.930	27.264	19.810	58.004
11	8	10.926	27.156	19.862	57.944
11	9	10.936	27.215	19.654	57.805
FINISH					
11	10	10.808	27.108	19.777	57.693

N° No.	Tour Lap	Secteur 1 Sector 1	Secteur 2 Sector 2	Secteur 3 Sector 3	Temps Time
15 VANDERPLASSCHEN Ine					
15					
15		12.513	28.580	20.398	
START					
15		11.158	45.093	38.947	
15	1	11.785	27.854	19.994	59.633
15	2	11.389	27.542	19.876	58.807
15	3	10.934	27.222	19.872	58.028

N° No.	Tour Lap	Secteur 1 Sector 1	Secteur 2 Sector 2	Secteur 3 Sector 3	Temps Time
15	4	10.889	27.236	19.913	58.038
15	5	10.978	27.824	19.832	58.634
15	6	10.908	27.309	19.860	58.077
15	7	10.918	27.433	19.771	58.122
15	8	10.844	27.219	19.807	57.870
15	9	10.866	27.251	19.881	57.998
FINISH					
15	10	10.792	27.051	19.700	57.543

N° No.	Tour Lap	Secteur 1 Sector 1	Secteur 2 Sector 2	Secteur 3 Sector 3	Temps Time
16 MOONEN Antony					
16					
16		12.607	28.590	20.213	
START					
16		11.348	44.987	38.743	
16	1	11.955	27.903	19.825	59.683
16	2	11.106	27.487	19.842	58.435
16	3	10.836	27.232	19.669	57.737
16	4	10.884	27.191	19.841	57.916
16	5	10.875	27.053	19.737	57.665
16	6	10.815	27.160	19.747	57.722
16	7	10.893	27.137	19.787	57.817
16	8	10.882	27.036	19.813	57.731
16	9	10.879	27.123	19.788	57.790
FINISH					
16	10	10.846	26.983	19.774	57.603

N° No.	Tour Lap	Secteur 1 Sector 1	Secteur 2 Sector 2	Secteur 3 Sector 3	Temps Time
31 DE LEEUW Amaury					
31					
31		13.056	29.028	19.944	
START					
31		11.471	43.271	38.449	
31	1	12.548	28.287	19.894	1:00.729
31	2	11.123	27.784	20.017	58.924
31	3	11.290	28.094	19.832	59.216
31	4	10.997	27.976	19.875	58.848
31	5	11.190	27.399	19.856	58.445
31	6	10.978	27.327	19.885	58.190
31	7	10.957	27.189	19.824	57.970
31	8	10.860	27.193	19.848	57.901
31	9	10.835	27.241	20.087	58.163
FINISH					
31	10	10.830	27.270	19.893	57.993

BELGIAN KARTING CHAMPIONSHIP 2017

Senior

Petite Finale / Little Final

Historique / Records

N° No.	Tour Lap	Secteur 1 Sector 1	Secteur 2 Sector 2	Secteur 3 Sector 3	Temps Time
42 DE SMET Denis					
42					
42		12.565	28.861	20.319	
START					
42		11.449	43.540	38.228	
42	1	12.645	28.655	19.826	1:01.126
42	2	11.058	28.078	19.819	58.955
42	3	11.125	28.119	23.223	1:02.467
42	4	11.029	27.275	19.812	58.116
42	5	11.009	27.836	20.192	59.037
42	6	11.273	27.255	19.597	58.125
42	7	10.766	27.260	19.648	57.674
42	8	10.827	27.160	19.635	57.622
42	9	10.886	27.177	19.698	57.761
FINISH					
42	10	10.752	27.116	19.610	57.478

51 FOURNY Emilien

51					
51		12.952	28.942	20.215	
START					
51		11.176	44.359	38.568	
51	1	12.499	28.243	19.953	1:00.695
51	2	11.252	28.343	19.880	59.475
51	3	11.468	28.301	20.289	1:00.058
51	4	10.922	27.578	19.844	58.344
51	5	11.240	28.103	19.734	59.077
51	6	10.883	27.440	19.775	58.098
51	7	10.919	27.356	19.778	58.053
51	8	10.862	27.335	19.747	57.944
51	9	10.874	27.225	19.765	57.864
FINISH					
51	10	10.854	27.343	19.882	58.079

52 DETRY Diego

52					
52		13.271	29.601	20.240	
START					
52		11.221	42.389	38.075	
52	1	12.698	29.793	20.108	1:02.599
52	2	11.102	27.778	19.745	58.625
52	3	10.987	28.033	21.401	1:00.421
52	4	11.061	27.468	19.743	58.272
52	5	11.097	28.077	20.072	59.246
52	6	12.242	28.064	20.132	1:00.438
52	7	11.025	27.412	19.976	58.413
52	8	10.946	27.223	19.735	57.904
52	9	10.975	27.244	19.755	57.974
FINISH					

N° No.	Tour Lap	Secteur 1 Sector 1	Secteur 2 Sector 2	Secteur 3 Sector 3	Temps Time
52	10	10.994	27.270	19.858	58.122

53 DELBAUF Mathieu

53					
53		12.396	28.660	20.132	
START					
53		11.186	31.896	37.986	
53	1	12.367	29.435	20.183	1:01.985
53	2	11.047	27.395	19.874	58.316
53	3	11.019	27.972	20.280	59.271
53	4	10.985	27.403	19.763	58.151
53	5	11.532	28.461	19.843	59.836
53	6	10.978	27.369	19.826	58.173
53	7	10.972	27.215	19.710	57.897
53	8	10.893	27.271	19.819	57.983
53	9	10.932	27.094	19.689	57.715
FINISH					
53	10	10.968	27.237	19.786	57.991

87 DE LEEUW Jean

87					
87		13.337	29.610	20.329	
START					
87		11.164	42.336	38.167	
87	1	12.763	29.417	20.048	1:02.228
87	2	11.168	27.616	19.743	58.527
87	3	10.895	28.217	20.880	59.992
FINISH					

119 VERDAET Tom

119					
119		12.815	28.942	20.113	
START					
119		11.242	44.466	38.746	
119	1	12.156	28.137	19.888	1:00.181
119	2	10.875	27.692	19.652	58.219
119	3	10.990	27.570	19.818	58.378
119	4	10.867	27.132	19.704	57.703
119	5	10.977	27.374	19.718	58.069
119	6	10.809	27.548	19.730	58.087
119	7	10.939	27.273	19.765	57.977
119	8	10.884	27.243	19.711	57.838
119	9	10.761	27.263	19.759	57.783
FINISH					
119	10	10.783	27.304	19.799	57.886

BELGIAN KARTING CHAMPIONSHIP 2017

Senior

Petite Finale / Little Final

Historique / Records

N°	Tour	Secteur 1	Secteur 2	Secteur 3	Temps
No.	Lap	Sector 1	Sector 2	Sector 3	Time

132 ONSTENK Mike

132					
132		13.022	29.023	20.285	
		START			
132		11.268	44.066	38.575	
132	1	12.197	28.189	19.926	1:00.312
132	2	11.361	27.802	20.288	59.451
132	3	11.301	27.955	19.970	59.226
132	4	11.007	27.869	20.046	58.922
132	5	11.761	29.681	20.207	1:01.649
132	6	12.552	28.020	20.203	1:00.775
132	7	11.065	27.450	19.991	58.506
132	8	11.208	27.642	20.155	59.005
132	9	11.062	27.545	20.267	58.874
		FINISH			
132	10	10.978	27.543	20.104	58.625

168 VOORBRAAK Maxime

168					
168		13.099	29.662	20.287	
		START			
168		11.218	42.453	37.818	
168	1	12.664	29.509	20.172	1:02.345
168	2	11.053	27.729	19.840	58.622
168	3	10.941	28.049	20.603	59.593
		FINISH			

Grille / Grid	11	15	16	119	51	132	8	31	42	87	53	52	168
---------------	----	----	----	-----	----	-----	---	----	----	----	----	----	-----

	1.	2.	3.	4.	5.	6.	7.	8.	9.	10.	11.	12.	13.
Départ / Start	11	15	16	119	51	132	8	42	31	87	53	52	168
Tour / Lap 1	11	15	16	119	132	51	8	31	42	53	87	168	52
Tour / Lap 2	11	16	15	119	132	8	31	51	42	53	87	168	52
Tour / Lap 3	11	16	15	119	8	132	31	53	51	87	168	52	42
Tour / Lap 4	16	11	15	119	8	132	31	53	51	52	42		
Tour / Lap 5	16	11	119	15	8	31	51	53	132	52	42		
Tour / Lap 6	16	119	11	15	8	31	51	53	42	52	132		
Tour / Lap 7	16	119	11	15	8	31	51	53	42	52	132		
Tour / Lap 8	16	119	11	15	8	31	51	53	42	52	132		
Tour / Lap 9	16	119	11	15	8	31	51	53	42	52	132		
Tour / Lap 10	16	119	11	15	8	31	51	53	42	52	132		