





BELGIAN KARTING CHAMPIONSHIP 2017

Super

Finale / Final

Classement / Classification

Cl	N°	Pilote	Nat	Tours	Ecart	Interv.	M.Tour
Rnk	No.	Driver		Laps	Gap		B.Lap
1	31	DE PAUW Ulysse		15			54.790
2	75	GODEFROID William		15	+1.851	+1.851	55.042
3	117	COLLIGNON Corentin		15	+2.325	+0.474	55.041
4	650	VAN BOGAERT Lennert		15	+8.287	+5.962	55.347
5	77	FOLDESI Tristan		15	+8.328	+0.041	55.414
6	151	RIQUET Clément		15	+8.449	+0.121	55.083
7	11	VANDEBROEK Shane		15	+9.546	+1.097	55.399
8	2	VENET François Xavier		15	+11.605	+2.059	55.161
9	7	WAELEBROUCK Ronan		15	+15.362	+3.757	55.551
10	17	GRINWIS Rowan		7	+8 Laps	+8 Laps	56.081

Meilleur tour / Best lap: 31 DE PAUW Ulysse - 54.790

Disqualifié de la manche / Excluded

621	VERHAEREN Nygel	
-----	-----------------	---

N° 621 Disqualification de la Finale / Disqualification from the Final

Aide extérieure caractérisée puis a repris sa place sur la grille avant le depart Décision n° 15

Sous réserve du contrôle technique ou de fait sportif

Timekeeper

Steward #1

Steward #2

BELGIAN KARTING CHAMPIONSHIP 2017

Super

Finale / Final

Historique / Records

N°	Tour	Secteur 1	Secteur 2	Secteur 3	Temps
No.	Lap	Sector 1	Sector 2	Sector 3	Time

2 VENET François Xavier

2					
2		11.686	27.385	19.055	
2		10.627	39.851	30.451	
START					
2		11.487	40.894	33.575	
2	1	11.834	28.508	19.335	59.677
2	2	10.720	26.772	18.958	56.450
2	3	10.569	26.507	18.989	56.065
2	4	10.630	26.363	18.948	55.941
2	5	10.798	27.521	19.320	57.639
2	6	10.819	26.667	19.133	56.619
2	7	10.635	26.758	18.899	56.292
2	8	10.442	26.305	18.826	55.573
2	9	10.451	26.170	18.818	55.439
2	10	10.396	26.131	18.718	55.245
2	11	10.423	26.097	18.701	55.221
2	12	10.423	26.070	18.723	55.216
2	13	10.352	26.096	18.713	55.161
2	14	10.407	26.082	18.738	55.227
FINISH					
2	15	10.413	26.058	18.738	55.209

7 WAELEBROUCK Ronan

7					
7		12.336	28.883	19.515	
7		10.829	35.694	30.171	
START					
7		11.478	40.845	32.974	
7	1	12.008	28.445	19.195	59.648
7	2	10.748	26.893	19.029	56.670
7	3	10.659	26.459	19.045	56.163
7	4	10.701	26.339	18.904	55.944
7	5	10.670	27.464	19.230	57.364
7	6	10.797	26.789	18.931	56.517
7	7	10.765	26.766	18.928	56.459
7	8	10.572	26.255	18.933	55.760
7	9	10.548	26.205	19.001	55.754
7	10	10.551	26.345	18.767	55.663
7	11	10.558	26.230	18.854	55.642
7	12	10.645	26.268	18.911	55.824
7	13	10.543	26.188	18.820	55.551
7	14	10.657	26.368	18.933	55.958
FINISH					
7	15	10.577	26.244	18.866	55.687

11 VANDENBROEK Shane

11					
11		11.862	27.218	19.191	
11		10.743	39.408	30.286	
START					
11		11.275	41.030	33.312	
11	1	11.727	27.806	19.077	58.610
11	2	11.046	26.744	18.927	56.717
11	3	10.551	26.552	18.894	55.997
11	4	10.867	26.425	18.859	56.151
11	5	10.581	26.293	18.828	55.702
11	6	10.470	26.233	18.803	55.506
11	7	10.558	26.387	18.766	55.711
11	8	10.535	26.215	18.925	55.675
11	9	10.563	26.229	18.839	55.631
11	10	10.483	26.277	18.908	55.668
11	11	10.592	26.235	18.802	55.629
11	12	10.509	26.109	18.830	55.448
11	13	10.534	26.197	18.830	55.561
11	14	10.535	26.058	18.806	55.399
FINISH					
11	15	10.515	26.171	18.833	55.519

17 GRINWIS Ronan

17					
17		11.883	31.105	44.344	
17		10.991	27.011	19.185	
START					
17		10.652	36.279	32.712	
17	1	11.663	28.039	18.993	58.695
17	2	10.668	27.221	19.091	56.980
17	3	10.522	26.455	19.104	56.081
17	4	10.516	26.489	19.081	56.086
17	5	10.906	27.294	19.377	57.577
17	6	10.682	26.691	19.211	56.584
17	7	10.581	27.409	19.362	57.352
FINISH					

31 DE PAUW Ulysse

31					
31		11.660	27.138	19.032	
31		10.519	39.675	30.578	
START					
31		11.362	40.911	34.053	

BELGIAN KARTING CHAMPIONSHIP 2017

Super

Finale / Final

Historique / Records

N° No.	Tour Lap	Secteur 1 Sector 1	Secteur 2 Sector 2	Secteur 3 Sector 3	Temps Time
31	1	11.469	27.348	19.026	57.843
31	2	10.625	26.632	18.816	56.073
31	3	10.487	26.358	18.784	55.629
31	4	10.396	25.974	18.739	55.109
31	5	10.370	25.907	18.714	54.991
31	6	10.349	25.962	18.677	54.988
31	7	10.433	26.160	18.683	55.276
31	8	10.381	26.007	18.666	55.054
31	9	10.471	25.947	18.748	55.166
31	10	10.355	25.892	18.626	54.873
31	11	10.340	25.822	18.664	54.826
31	12	10.327	25.810	18.653	54.790
31	13	10.288	25.802	18.700	54.790
31	14	10.356	25.839	18.776	54.971
FINISH					
31	15	10.363	25.894	18.993	55.250

N° No.	Tour Lap	Secteur 1 Sector 1	Secteur 2 Sector 2	Secteur 3 Sector 3	Temps Time
77	5	10.471	26.324	18.715	55.510
77	6	10.555	26.232	18.784	55.571
77	7	10.549	26.258	18.786	55.593
77	8	10.532	26.238	18.763	55.533
77	9	10.541	26.238	18.775	55.554
77	10	10.547	26.154	18.713	55.414
77	11	10.517	26.178	18.767	55.462
77	12	10.787	26.319	18.797	55.903
77	13	10.487	26.208	18.760	55.455
77	14	10.465	26.290	18.730	55.485
FINISH					
77	15	10.586	26.839	19.125	56.550

117 COLLIGNON Corentin

117					
117		11.449	27.113	19.043	
117		10.565	40.516	31.144	
START					
117		11.234	40.241	35.405	
117	1	10.864	26.630	18.882	56.376
117	2	10.491	26.467	18.866	55.824
117	3	10.450	26.250	18.789	55.489
117	4	10.441	26.225	18.782	55.448
117	5	10.388	26.248	18.729	55.365
117	6	10.410	26.240	18.844	55.494
117	7	11.188	26.884	18.691	56.763
117	8	10.431	26.163	18.713	55.307
117	9	10.351	26.015	18.675	55.041
117	10	10.367	26.138	18.627	55.132
117	11	10.392	26.154	18.665	55.211
117	12	10.397	26.036	18.743	55.176
117	13	10.406	26.073	18.648	55.127
117	14	10.343	26.037	18.674	55.054
FINISH					
117	15	10.362	26.253	18.756	55.371

151 RIQUET Clément

151					
151		11.919	27.341	19.151	
151		10.616	39.472	30.286	
START					
151		11.114	40.945	33.677	
151	1	11.610	28.154	19.077	58.841
151	2	10.748	27.128	18.917	56.793
151	3	10.570	26.458	18.942	55.970
151	4	10.563	26.421	18.769	55.753
151	5	10.488	26.202	18.847	55.537
151	6	10.442	26.223	18.801	55.466
151	7	10.404	26.213	18.734	55.351
151	8	10.370	26.012	18.701	55.083

75 GODEFROID William

75					
75		11.682	27.273	19.069	
75		10.621	40.407	30.770	
START					
75		11.291	40.523	34.932	
75	1	11.126	26.558	18.858	56.542
75	2	10.601	26.451	18.810	55.862
75	3	10.505	26.247	18.737	55.489
75	4	10.437	26.154	18.750	55.341
75	5	10.486	26.296	18.795	55.577
75	6	10.490	26.165	18.686	55.341
75	7	10.548	26.279	18.828	55.655
75	8	10.384	26.147	18.756	55.287
75	9	10.721	26.101	18.751	55.573
75	10	10.399	26.140	18.784	55.323
75	11	10.447	26.089	18.662	55.198
75	12	10.427	25.963	18.687	55.077
75	13	10.448	25.990	18.703	55.141
75	14	10.387	25.993	18.662	55.042
FINISH					
75	15	10.410	26.056	18.753	55.219

77 FOLDESI Tristan

77					
77		11.700	27.139	19.016	
77		10.580	40.487	30.145	
START					
77		11.449	41.062	33.921	
77	1	11.457	27.032	18.994	57.483
77	2	10.615	26.570	18.863	56.048
77	3	10.553	26.886	18.794	56.233
77	4	10.452	26.761	18.797	56.010

BELGIAN KARTING CHAMPIONSHIP 2017

Super

Finale / Final

Historique / Records

N° No.	Tour Lap	Secteur 1 Sector 1	Secteur 2 Sector 2	Secteur 3 Sector 3	Temps Time
151	9	10.402	26.234	18.689	55.325
151	10	10.408	26.086	18.644	55.138
151	11	10.412	26.186	18.673	55.271
151	12	10.542	26.174	18.686	55.402
151	13	10.378	26.031	18.696	55.105
151	14	10.492	26.768	18.811	56.071
FINISH					
151	15	10.619	26.870	19.364	56.853

621 VERHAEREN Nygel

621					
621		11.095	29.410	28.796	
START					
621		11.290	40.567	34.750	
621	1	11.366	27.083	19.169	57.618
621	2	11.046	27.390	19.087	57.523
FINISH					

650 VAN BOGAERT Lennert

650					
650		11.570	27.030	18.969	
650		10.541	40.296	30.775	
START					
650		11.273	40.868	34.370	
650	1	11.462	27.619	19.017	58.098
650	2	10.573	26.700	18.854	56.127
650	3	10.475	26.611	18.765	55.851
650	4	10.433	26.442	18.803	55.678
650	5	10.407	26.185	18.806	55.398
650	6	10.412	26.178	18.922	55.512
650	7	10.434	26.209	18.840	55.483
650	8	10.439	26.201	18.802	55.442
650	9	10.437	26.262	18.891	55.590
650	10	10.453	26.220	18.883	55.556
650	11	10.399	26.167	18.838	55.404
650	12	10.393	26.078	18.876	55.347
650	13	10.481	26.151	18.878	55.510
650	14	10.435	26.681	18.960	56.076
FINISH					
650	15	10.590	26.762	19.471	56.823

BELGIAN KARTING CHAMPIONSHIP 2017

Super

Finale / Final

Tour par tour / Lap by lap

Grille / Grid	117	75	621	650	31	77	151	2	11	7	17
---------------	-----	----	-----	-----	----	----	-----	---	----	---	----

	1.	2.	3.	4.	5.	6.	7.	8.	9.	10.	11.
Départ / Start	117	75	621	31	650	151	77	11	2	7	17
Tour / Lap 1	117	75	621	77	31	650	11	151	17	2	7
Tour / Lap 2	117	75	77	31	650	621	11	151	17	2	7
Tour / Lap 3	117	75	31	77	650	11	151	17	2	7	
Tour / Lap 4	117	75	31	650	77	151	11	17	2	7	
Tour / Lap 5	117	75	31	650	77	151	11	17	2	7	
Tour / Lap 6	117	75	31	650	77	151	11	17	2	7	
Tour / Lap 7	75	31	117	650	77	151	11	2	7	17	
Tour / Lap 8	75	31	117	650	77	151	11	2	7		
Tour / Lap 9	31	75	117	650	77	151	11	2	7		
Tour / Lap 10	31	75	117	650	77	151	11	2	7		
Tour / Lap 11	31	75	117	650	77	151	11	2	7		
Tour / Lap 12	31	75	117	650	151	77	11	2	7		
Tour / Lap 13	31	75	117	650	151	77	11	2	7		
Tour / Lap 14	31	75	117	650	151	77	11	2	7		
Tour / Lap 15	31	75	117	650	77	151	11	2	7		