











BELGIAN KARTING CHAMPIONSHIP 2017
Cadet
Finale / Final
Classement / Classification

Clk Rnk	N° No.	Pilote Driver	Nat	Tours Laps	Ecart Gap	Interv.	M.Tour B.Lap
1	79	SINTY Johan		13			58.701
2	44	TUDISCA Alessandro		13	+0.030	+0.030	58.649
3	23	EGYED Darek		13	+0.192	+0.162	58.670
4	11	VANDERLINDEN Bjarne		13	+0.298	+0.106	58.699
5	43	SUTENS Jarno		13	+0.942	+0.644	58.725
6	7	MATON Noah		13	+1.584	+0.642	58.494
7	61	FAYT Olivan		13	+1.939	+0.355	58.818
8	12	GEBOERS Bran		13	+2.250	+0.311	58.796
9	25	WEBB Summer		13	+9.622	+7.372	59.150
10	9	ESSER Luis		13	+22.990	+13.368	59.566
11	57	BONTE Youri		13	+26.749	+3.759	1:00.347
12	58	DANHIER Behhan		3	+10 Laps	+10 Laps	1:00.047

Meilleur tour / Best lap: 7 MATON Noah - 58.494

Sous réserve du contrôle technique ou de fait sportif

Timekeeper

Steward #1

Steward #2

BELGIAN KARTING CHAMPIONSHIP 2017

Cadet

Finale / Final

Historique / Records

N° No.	Tour Lap	Secteur 1 Sector 1	Secteur 2 Sector 2	Secteur 3 Sector 3	Temps Time
7 MATON Noah					
7					
7		12.264	29.101	20.661	
START					
7		11.638	39.994	40.544	
7	1	12.092	28.404	20.727	1:01.223
7	2	11.340	28.058	20.463	59.861
7	3	11.402	28.166	20.517	1:00.085
7	4	11.063	28.509	20.274	59.846
7	5	11.007	27.805	20.438	59.250
7	6	11.102	27.912	20.281	59.295
7	7	11.008	27.654	20.156	58.818
7	8	11.054	27.608	20.389	59.051
7	9	11.204	27.865	20.307	59.376
7	10	10.836	27.526	20.132	58.494
7	11	11.063	27.688	20.352	59.103
7	12	11.458	28.147	20.429	1:00.034
FINISH					
7	13	11.007	27.621	20.470	59.098

N° No.	Tour Lap	Secteur 1 Sector 1	Secteur 2 Sector 2	Secteur 3 Sector 3	Temps Time
9 ESSER Luis					
9					
9		12.807	29.732	21.094	
START					
9		11.450	38.225	39.991	
9	1	13.524	29.160	20.750	1:03.434
9	2	11.258	28.355	20.527	1:00.140
9	3	11.147	29.467	22.363	1:02.977
9	4	11.395	29.592	21.246	1:02.233
9	5	11.116	29.159	21.034	1:01.309
9	6	11.101	28.709	21.458	1:01.268
9	7	11.082	28.615	21.506	1:01.203
9	8	11.226	29.745	21.131	1:02.102
9	9	11.444	28.537	21.062	1:01.043
9	10	11.211	27.848	20.735	59.794
9	11	11.232	27.989	20.433	59.654
9	12	11.148	27.827	20.591	59.566
FINISH					
9	13	11.046	27.952	20.674	59.672

N° No.	Tour Lap	Secteur 1 Sector 1	Secteur 2 Sector 2	Secteur 3 Sector 3	Temps Time
11 VANDERLINDEN Bjarne					
11					
11		12.849	29.336	20.618	
START					

N° No.	Tour Lap	Secteur 1 Sector 1	Secteur 2 Sector 2	Secteur 3 Sector 3	Temps Time
11		11.243	41.113	40.403	
11	1	12.858	29.069	20.415	1:02.342
11	2	11.231	28.155	20.305	59.691
11	3	11.227	27.997	20.208	59.432
11	4	11.083	28.139	20.220	59.442
11	5	11.001	27.917	20.345	59.263
11	6	11.089	27.950	20.244	59.283
11	7	10.985	27.805	20.248	59.038
11	8	10.958	27.590	20.256	58.804
11	9	11.181	27.947	20.217	59.345
11	10	11.023	27.535	20.235	58.793
11	11	10.959	27.524	20.216	58.699
11	12	10.956	27.494	20.309	58.759
FINISH					
11	13	11.048	27.673	20.301	59.022

N° No.	Tour Lap	Secteur 1 Sector 1	Secteur 2 Sector 2	Secteur 3 Sector 3	Temps Time
12 GEBOERS Bran					
12					
12		12.816	29.501	20.971	
START					
12		11.403	39.998	39.933	
12	1	13.045	28.985	20.630	1:02.660
12	2	11.196	28.227	20.610	1:00.033
12	3	11.310	27.884	20.388	59.582
12	4	11.245	27.829	20.386	59.460
12	5	11.044	27.842	20.305	59.191
12	6	11.045	27.661	20.471	59.177
12	7	10.997	27.726	20.462	59.185
12	8	10.999	27.628	20.400	59.027
12	9	11.024	27.730	20.518	59.272
12	10	10.965	27.769	20.282	59.016
12	11	10.990	27.564	20.381	58.935
12	12	10.932	27.585	20.279	58.796
FINISH					
12	13	11.050	27.688	20.401	59.139

N° No.	Tour Lap	Secteur 1 Sector 1	Secteur 2 Sector 2	Secteur 3 Sector 3	Temps Time
23 EGYED Darek					
23					
23		12.114	29.064	20.741	
START					
23		11.112	42.558	40.835	
23	1	13.086	28.599	20.459	1:02.144
23	2	11.230	27.877	20.239	59.346
23	3	11.212	28.221	20.397	59.830
23	4	11.163	27.809	20.133	59.105

BELGIAN KARTING CHAMPIONSHIP 2017

Cadet

Finale / Final

Historique / Records

N° No.	Tour Lap	Secteur 1 Sector 1	Secteur 2 Sector 2	Secteur 3 Sector 3	Temps Time
23	5	10.942	27.891	20.266	59.099
23	6	11.084	27.834	20.360	59.278
23	7	10.914	27.614	20.346	58.874
23	8	10.901	27.606	20.348	58.855
23	9	11.226	27.625	20.243	59.094
23	10	11.062	27.700	20.386	59.148
23	11	11.443	27.630	20.161	59.234
23	12	11.032	27.539	20.099	58.670
FINISH					
23	13	11.082	28.053	20.385	59.520

25 WEBB Summer

25					
25		12.885	29.811	21.081	
START					
25		11.605	39.090	39.698	
25	1	13.279	29.866	20.773	1:03.918
25	2	11.534	28.734	20.484	1:00.752
25	3	11.175	28.357	20.848	1:00.380
25	4	11.483	27.917	20.560	59.960
25	5	11.177	27.893	20.486	59.556
25	6	11.104	27.990	20.447	59.541
25	7	11.100	28.208	20.609	59.917
25	8	11.086	27.934	20.577	59.597
25	9	11.048	27.850	20.468	59.366
25	10	10.993	27.916	20.530	59.439
25	11	10.993	27.724	20.433	59.150
25	12	10.992	27.982	20.582	59.556
FINISH					
25	13	11.036	27.931	20.594	59.561

43 SUTENS Jarno

43					
43		12.361	29.141	20.651	
START					
43		11.256	41.801	40.683	
43	1	12.275	28.369	20.447	1:01.091
43	2	11.267	27.963	20.440	59.670
43	3	11.172	27.909	20.500	59.581
43	4	11.125	27.894	20.451	59.470
43	5	11.094	28.007	20.440	59.541
43	6	11.339	28.045	20.161	59.545
43	7	11.085	27.724	20.147	58.956
43	8	11.068	27.583	20.649	59.300
43	9	11.272	28.450	20.225	59.947
43	10	11.011	27.667	20.164	58.842
43	11	10.956	27.528	20.241	58.725
43	12	10.991	28.064	20.279	59.334
FINISH					
43	13	11.012	27.601	20.207	58.820

N° No.	Tour Lap	Secteur 1 Sector 1	Secteur 2 Sector 2	Secteur 3 Sector 3	Temps Time
44 TUDISCA Alessandro					
44					
44		12.242	29.181	20.508	
START					
44		11.290	41.039	40.241	
44	1	12.854	28.638	20.568	1:02.060
44	2	11.124	28.079	20.357	59.560
44	3	11.168	27.873	20.353	59.394
44	4	11.089	27.964	20.337	59.390
44	5	10.854	27.815	20.622	59.291
44	6	11.016	27.853	20.238	59.107
44	7	11.016	27.663	20.268	58.947
44	8	10.969	27.564	20.507	59.040
44	9	10.992	27.597	20.279	58.868
44	10	10.881	27.753	20.096	58.730
44	11	11.141	27.545	20.248	58.934
44	12	10.914	27.533	20.202	58.649
FINISH					
44	13	11.089	27.938	20.496	59.523

57 BONTE Youri

57					
57		12.971	30.376	21.140	
START					
57		11.514	37.581	39.736	
57	1	13.161	29.821	21.030	1:04.012
57	2	11.443	31.336	21.137	1:03.916
57	3	11.256	28.700	21.310	1:01.266
57	4	11.699	28.936	20.837	1:01.472
57	5	11.242	28.543	20.860	1:00.645
57	6	11.129	28.326	20.892	1:00.347
57	7	11.063	28.401	21.098	1:00.562
57	8	11.142	29.035	21.013	1:01.190
57	9	11.209	28.672	21.040	1:00.921
57	10	11.326	28.575	20.878	1:00.779
57	11	11.600	28.900	21.107	1:01.607
57	12	11.215	28.382	20.900	1:00.497
FINISH					
57	13	11.153	28.463	21.131	1:00.747

58 DANHIER Behnan

58					
58		12.061	29.091	20.953	
START					
58		11.376	43.102	40.974	
58	1	12.832	28.704	20.533	1:02.069
58	2	11.125	28.408	20.514	1:00.047
58	3	1:23.079	37.405	21.004	2:21.488
FINISH					

BELGIAN KARTING CHAMPIONSHIP 2017

Cadet

Finale / Final

Historique / Records

N°	Tour	Secteur 1	Secteur 2	Secteur 3	Temps
No.	Lap	Sector 1	Sector 2	Sector 3	Time

61 FAYT Olivan

61					
61		12.612	29.947	20.903	
START					
61		11.530	39.805	40.221	
61	1	13.265	28.869	20.571	1:02.705
61	2	11.223	28.045	20.435	59.703
61	3	11.196	27.938	20.408	59.542
61	4	11.082	27.909	20.441	59.432
61	5	11.022	28.009	20.415	59.446
61	6	10.990	27.848	20.334	59.172
61	7	10.925	27.799	20.397	59.121
61	8	10.961	27.745	20.584	59.290
61	9	10.987	27.659	20.308	58.954
61	10	10.913	27.689	20.312	58.914
61	11	10.953	27.588	20.277	58.818
61	12	10.975	27.907	20.232	59.114
FINISH					
61	13	11.244	27.708	20.408	59.360

79 SINTY Johan

79					
79		12.365	28.963	20.739	
START					
79		11.281	42.491	40.402	
79	1	12.409	28.519	20.641	1:01.569
79	2	11.092	27.947	20.323	59.362
79	3	11.170	27.886	20.349	59.405
79	4	11.205	27.825	20.521	59.551
79	5	11.073	28.239	20.379	59.691
79	6	11.158	27.654	20.226	59.038
79	7	11.030	27.631	20.330	58.991
79	8	10.979	27.484	20.238	58.701
79	9	11.015	27.570	20.387	58.972
79	10	10.930	28.139	20.223	59.292
79	11	10.993	27.421	20.356	58.770
79	12	10.879	27.493	20.402	58.774
FINISH					
79	13	11.065	27.935	20.630	59.630

BELGIAN KARTING CHAMPIONSHIP 2017

Cadet

Finale / Final

Tour par tour / Lap by lap

Grille / Grid	58	23	7	43	11	79	44	61	12	9	25	57
---------------	----	----	---	----	----	----	----	----	----	---	----	----

	1.	2.	3.	4.	5.	6.	7.	8.	9.	10.	11.	12.
Départ / Start	58	23	7	43	79	61	11	44	9	12	57	25
Tour / Lap 1	43	7	79	58	23	44	11	61	12	9	57	25
Tour / Lap 2	43	7	79	23	58	44	11	61	12	9	25	57
Tour / Lap 3	43	79	7	23	44	11	61	12	25	9	57	58
Tour / Lap 4	43	79	23	44	7	11	61	12	25	9	57	
Tour / Lap 5	43	23	79	44	7	11	61	12	25	9	57	
Tour / Lap 6	23	79	43	44	7	11	61	12	25	9	57	
Tour / Lap 7	23	79	43	44	7	11	61	12	25	57	9	
Tour / Lap 8	23	79	43	44	7	11	61	12	25	57	9	
Tour / Lap 9	79	23	44	7	11	43	61	12	25	57	9	
Tour / Lap 10	23	79	44	7	11	43	61	12	25	57	9	
Tour / Lap 11	79	44	23	7	11	43	61	12	25	9	57	
Tour / Lap 12	79	44	23	11	43	7	61	12	25	9	57	
Tour / Lap 13	79	44	23	11	43	7	61	12	25	9	57	