



Résultats Lavilledieu 25 et 26 Février 2017



Open Kart 2017 Nationale - X30 Junior Finale Classement

Clt	N°	Pilote	Nat	Crk	Chassis	Catégorie	Tours	Ecart	Interv.	M.Tour
1	904	JOULIÉ Enzo		Languedoc-Rous	Kosmic	X30 Junior	18			58.060
2	503	MALIZIA Arnaud		Ile-de-France	Sodikart	Nationale	18	+3.882	+3.882	58.361
3	511	CLEMENT Thibaut		Ile-de-France	Otk	Nationale	18	+9.096	+5.214	58.302
4	510	JUVIN Hugo		Rhône-Alpes	Tony Kart	Nationale	18	+9.123	+0.027	58.216
5	513	REBOUL Tom		Midi-Pyrénées	Tony Kart	Nationale	18	+10.294	+1.171	58.513
6	516	GRASSET Téo		Auvergne	Exprit	Nationale	18	+12.318	+2.024	58.685
7	507	COCHET Mathéo		Rhône-Alpes	Tony Kart	Nationale	18	+16.026	+3.708	58.663
8	515	VAIR Hugo		Ile-de-France	Sodikart	Nationale	18	+16.200	+0.174	58.602
9	517	RONZIERE Jules		Rhône-Alpes	Otk	Nationale	18	+16.439	+0.239	58.682
10	906	PIN Doriane	♥	Ile de France	Kosmic	X30 Junior	18	+16.735	+0.296	58.716
11	512	MOUZON Antoine		Rhône-Alpes	Tony Kart	Nationale	18	+24.626	+7.891	58.929
12	518	FILLOUX Louis		Rhône-Alpes	Otk	Nationale	18	+24.709	+0.083	59.010
13	504	AUGIER Manon	♥	Ile-de-France	Tony Kart	Nationale	18	+25.100	+0.391	58.747
14	905	ROUX Dorian		Midi-Pyrénées	Otk	X30 Junior	18	+25.490	+0.390	58.799
15	509	DUMAS Killian		Rhône-Alpes	Kosmic	Nationale	18	+42.427	+16.937	59.936
16	514	UZAN Tom		Haut de France	Tony Kart	Nationale	18	+52.595	+10.168	58.876
17	505	BERNIER Victor		Centre	Kosmic	Nationale	17	+1 Tour	+1 Tour	58.343
18	519	VENIER Jonas		Ile-de-France	Tony Kart	Nationale	11	+7 Tours	+6 Tours	58.349
19	917	PICQUE Alexandre		Normandie	Zanardi	X30 Junior	3	+15 Tours	+8 Tours	1:01.222
20	508	COUBES Louis		Ile-de-France	Tony Kart	Nationale	1	+17 Tours	+2 Tours	1:01.583
21	526	VIDAL Tom		Midi-Pyrénées	Tony Kart	Nationale	1	+17 Tours	+0.124	1:01.675

Meilleur tour: 904 JOULIÉ Enzo - 58.060

Sous réserve du contrôle technique ou de fait sportif

Le Chronométrage

Heure d'affichage

Le Président du Collège





Open Kart 2017

Nationale - X30 Junior

Finale

Historique

Tour Secteur 1 Secteur 2 Secteur 3 Temps

503 MALIZIA Arnaud

		19.989	16.353	
	START			
		23.659	34.697	29.539
1	24.257	19.490	16.035	59.782
2	23.289	19.472	16.065	58.826
3	23.503	19.385	16.042	58.930
4	23.120	19.372	16.042	58.534
5	23.082	19.446	16.074	58.602
6	23.124	19.309	16.078	58.511
7	23.138	19.378	16.054	58.570
8	23.084	19.368	16.112	58.564
9	23.023	19.392	16.088	58.503
10	23.050	19.289	16.022	58.361
11	23.066	19.279	16.023	58.368
12	23.143	19.299	16.013	58.455
13	23.135	19.289	16.013	58.437
14	23.077	19.300	16.090	58.467
15	23.155	19.362	16.030	58.547
16	23.081	19.375	16.074	58.530
17	23.159	19.359	16.100	58.618
	FINISH			
18	23.119	19.269	16.119	58.507

Tour Secteur 1 Secteur 2 Secteur 3 Temps

505 BERNIER Victor

		20.330	16.380	
	START			
		23.412	33.492	29.015
1	24.888	20.053	16.569	1:01.510
2	23.247	19.513	16.179	58.939
3	23.200	19.353	16.317	58.870
4	23.177	19.338	16.136	58.651
5	23.076	19.342	16.141	58.559
6	23.117	19.402	16.135	58.654
7	23.007	19.275	16.095	58.377
8	23.072	19.315	16.003	58.390
9	23.816	19.473	16.125	59.414
10	23.164	19.445	16.037	58.646
11	22.978	19.379	16.012	58.369
12	23.093	19.269	16.029	58.391
13	23.719	19.369	15.992	59.080
14	23.323	19.405	16.033	58.761
15	22.969	19.328	16.046	58.343
16	23.654	19.482	16.104	59.240
17	23.104	19.308	16.044	58.456
	FINISH			

504 AUGIER Manon

		20.509	16.565	
	START			
		24.625	31.171	28.182
1	26.028	20.449	16.252	1:02.729
2	23.655	20.445	17.346	1:01.446
3	24.694	19.915	16.334	1:00.943
4	23.338	19.619	16.247	59.204
5	23.266	19.665	16.299	59.230
6	23.273	20.269	16.212	59.754
7	23.399	19.745	16.269	59.413
8	23.188	19.453	16.106	58.747
9	23.224	19.717	16.229	59.170
10	23.371	19.482	16.183	59.036
11	23.346	19.438	16.415	59.199
12	23.722	19.633	16.170	59.525
13	23.166	19.476	16.218	58.860
14	23.301	19.986	16.619	59.906
15	23.721	20.081	16.254	1:00.056
16	23.320	20.118	16.266	59.704
17	23.349	19.683	16.161	59.193
	FINISH			
18	23.408	19.716	16.197	59.321

507 COCHET Mathéo

		20.512	16.414	
	START			
		23.697	32.870	28.710
1	25.397	20.034	16.163	1:01.594
2	23.910	20.041	16.234	1:00.185
3	23.749	20.001	16.308	1:00.058
4	23.265	19.571	16.169	59.005
5	23.388	19.570	16.227	59.185
6	23.291	19.550	16.076	58.917
7	23.257	19.418	16.114	58.789
8	23.609	19.627	16.059	59.295
9	23.145	19.470	16.048	58.663
10	23.235	19.491	16.066	58.792
11	23.222	19.403	16.135	58.760
12	23.413	19.492	16.065	58.970
13	23.200	19.837	16.170	59.207
14	23.398	19.465	16.088	58.951
15	23.185	19.470	16.263	58.918
16	23.346	19.495	16.228	59.069
17	23.515	19.607	16.105	59.227
	FINISH			
18	23.289	19.577	16.075	58.941





Résultats Lavilledieu

25 et 26 Février 2017



Open Kart 2017
Nationale - X30 Junior
Finale
Historique

Tour	Secteur 1	Secteur 2	Secteur 3	Temps
508 COUBES Louis				
		20.526	16.348	
		START		
	23.552	33.396	28.641	
1	24.893	20.009	16.681	1:01.583
		FINISH		

Tour	Secteur 1	Secteur 2	Secteur 3	Temps
13	24.049	19.329	15.936	59.314
14	23.267	19.220	15.990	58.477
15	23.116	19.236	16.065	58.417
16	24.968	19.417	16.056	1:00.441
17	23.126	19.198	15.892	58.216
		FINISH		
18	23.057	19.874	16.056	58.987

Tour	Secteur 1	Secteur 2	Secteur 3	Temps
509 DUMAS Killian				
		21.128	16.803	
		START		
	24.756	29.155	28.137	
1	26.572	21.229	16.538	1:04.339
2	23.741	20.018	16.470	1:00.229
3	24.205	20.041	16.432	1:00.678
4	23.718	19.952	16.735	1:00.405
5	23.783	19.931	16.752	1:00.466
6	23.632	19.750	16.554	59.936
7	23.799	20.134	16.550	1:00.483
8	23.863	19.940	16.636	1:00.439
9	23.612	20.029	16.558	1:00.199
10	23.735	19.820	16.589	1:00.144
11	23.844	19.939	16.513	1:00.296
12	23.886	20.073	16.553	1:00.512
13	23.919	19.985	16.511	1:00.415
14	23.879	20.251	16.624	1:00.754
15	24.231	20.323	16.708	1:01.262
16	24.058	20.122	16.574	1:00.754
17	23.817	19.966	16.657	1:00.440
		FINISH		
18	24.007	20.026	16.692	1:00.725

Tour	Secteur 1	Secteur 2	Secteur 3	Temps
511 CLEMENT Thibaut				
		20.255	16.267	
		START		
	23.412	34.446	29.532	
1	23.849	19.614	16.169	59.632
2	23.134	19.494	16.169	58.797
3	23.827	19.562	16.126	59.515
4	23.204	19.388	16.054	58.646
5	23.085	19.516	16.184	58.785
6	23.099	19.437	16.060	58.596
7	23.109	19.403	16.355	58.867
8	23.226	19.564	16.282	59.072
9	23.829	19.462	16.157	59.448
10	23.151	19.380	16.005	58.536
11	23.039	19.330	16.039	58.408
12	23.077	19.263	15.962	58.302
13	23.569	19.348	16.102	59.019
14	23.499	19.374	15.981	58.854
15	23.107	19.280	15.979	58.366
16	23.774	19.504	16.125	59.403
17	23.025	19.347	16.034	58.406
		FINISH		
18	23.534	19.885	16.195	59.614

Tour	Secteur 1	Secteur 2	Secteur 3	Temps
510 JUVIN Hugo				
		20.215	16.262	
		START		
	23.493	33.539	29.298	
1	24.819	19.466	16.111	1:00.396
2	23.250	19.368	16.025	58.643
3	23.311	19.627	16.072	59.010
4	23.269	19.442	15.957	58.668
5	23.130	19.459	16.148	58.737
6	23.212	19.331	16.055	58.598
7	23.227	19.329	16.195	58.751
8	23.465	19.431	16.025	58.921
9	23.893	19.316	16.043	59.252
10	23.175	19.354	16.013	58.542
11	23.194	19.213	16.028	58.435
12	23.195	19.220	16.060	58.475

Tour	Secteur 1	Secteur 2	Secteur 3	Temps
512 MOUZON Antoine				
		21.081	16.706	
		START		
	24.772	29.671	27.518	
1	25.659	20.213	16.289	1:02.161
2	23.639	20.158	16.497	1:00.294
3	23.357	20.104	17.072	1:00.533
4	23.759	19.739	16.451	59.949
5	23.393	19.915	16.140	59.448
6	23.326	19.911	16.198	59.435
7	23.432	19.645	16.201	59.278
8	23.341	19.671	16.234	59.246
9	23.323	19.820	16.263	59.406
10	23.727	19.666	16.126	59.519
11	23.181	19.464	16.284	58.929
12	23.519	19.555	16.235	59.309





Résultats Lavilledieu

25 et 26 Février 2017



Open Kart 2017
Nationale - X30 Junior
Finale
Historique

Tour	Secteur 1	Secteur 2	Secteur 3	Temps
13	23.493	19.465	16.271	59.229
14	23.230	20.011	16.561	59.802
15	23.805	20.001	16.336	1:00.142
16	23.248	19.676	16.184	59.108
17	23.282	19.619	16.177	59.078
FINISH				
18	23.431	19.752	16.188	59.371

Tour	Secteur 1	Secteur 2	Secteur 3	Temps
13	23.336	19.454	16.151	58.941
14	23.190	20.102	16.340	59.632
15	23.457	19.534	16.182	59.173
16	23.352	19.466	16.081	58.899
17	23.354	19.597	16.215	59.166
FINISH				
18	23.466	19.597	16.236	59.299

513 REBOUL Tom

	20.227	16.495		
START				
	23.523	33.727	28.374	
1	24.912	19.998	16.513	1:01.423
2	23.745	20.156	16.234	1:00.135
3	23.378	19.577	16.134	59.089
4	23.255	19.447	16.133	58.835
5	23.233	19.433	16.113	58.779
6	23.222	19.446	16.097	58.765
7	23.289	19.411	16.071	58.771
8	23.233	19.388	16.084	58.705
9	23.090	19.359	16.064	58.513
10	23.245	19.312	16.019	58.576
11	23.229	19.355	16.069	58.653
12	23.203	19.317	16.066	58.586
13	23.210	19.358	16.098	58.666
14	23.173	19.405	16.118	58.696
15	23.184	19.339	16.074	58.597
16	23.232	19.389	16.111	58.732
17	23.157	19.451	16.182	58.790
FINISH				
18	23.152	19.303	16.097	58.552

515 VAIR Hugo

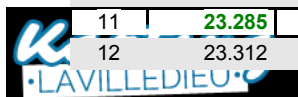
		21.054	16.553	
START				
	24.799	29.189	27.845	
1	25.720	20.352	16.325	1:02.397
2	23.564	20.192	17.170	1:00.926
3	23.427	19.562	16.491	59.480
4	23.157	19.581	16.157	58.895
5	23.221	19.639	16.118	58.978
6	23.323	19.704	16.212	59.239
7	23.246	19.625	16.102	58.973
8	23.151	19.454	16.077	58.682
9	23.183	19.505	16.092	58.780
10	23.138	19.418	16.046	58.602
11	23.333	19.408	16.049	58.790
12	23.382	19.512	16.195	59.089
13	23.277	19.448	16.081	58.806
14	23.251	19.480	16.151	58.882
15	23.173	19.381	16.074	58.628
16	23.149	19.573	16.063	58.785
17	23.391	19.500	16.081	58.972
FINISH				
18	23.279	19.512	16.068	58.859

514 UZAN Tom

	21.188	16.687		
START				
	24.743	29.303	27.830	
1	59.602	20.138	16.473	1:36.213
2	23.660	19.763	16.225	59.648
3	23.573	19.862	16.182	59.617
4	23.555	19.609	16.160	59.324
5	23.343	19.590	16.157	59.090
6	23.370	19.584	16.250	59.204
7	23.451	19.584	16.146	59.181
8	23.315	19.536	16.125	58.976
9	23.299	19.516	16.174	58.989
10	23.323	19.761	16.082	59.166
11	23.285	19.378	16.213	58.876
12	23.312	19.476	16.307	59.095

516 GRASSET Téo

		20.317	16.620	
START				
	23.653	32.065	28.447	
1	25.977	19.965	16.194	1:02.136
2	24.098	19.835	16.089	1:00.022
3	23.482	19.509	16.060	59.051
4	23.219	19.515	16.052	58.786
5	23.166	19.579	16.118	58.863
6	23.165	19.535	16.052	58.752
7	23.177	19.489	16.200	58.866
8	23.087	19.565	16.118	58.770
9	23.134	19.486	16.065	58.685
10	23.134	19.591	16.104	58.829
11	23.181	19.404	16.106	58.691
12	23.175	19.550	16.085	58.810





Résultats Lavilledieu

25 et 26 Février 2017



Open Kart 2017
Nationale - X30 Junior
Finale
Historique

Tour	Secteur 1	Secteur 2	Secteur 3	Temps
13	23.148	19.492	16.067	58.707
14	23.165	19.439	16.085	58.689
15	23.171	19.503	16.078	58.752
16	23.340	19.544	16.087	58.971
17	23.181	19.566	16.172	58.919
FINISH				
18	23.162	19.533	16.112	58.807

Tour	Secteur 1	Secteur 2	Secteur 3	Temps
13	23.355	19.599	16.056	59.010
14	23.271	19.530	16.283	59.084
15	23.630	19.597	16.183	59.410
16	23.539	19.892	16.215	59.646
17	23.537	19.906	16.141	59.584
FINISH				
18	23.533	19.678	16.114	59.325

517 RONZIERE Jules

	20.296	16.287		
START				
	23.693	32.270	28.031	
1	26.072	20.003	16.331	1:02.406
2	23.462	19.998	16.091	59.551
3	23.427	19.728	16.230	59.385
4	23.280	19.654	16.361	59.295
5	23.429	19.628	16.218	59.275
6	23.297	19.601	16.624	59.522
7	23.211	19.501	16.184	58.896
8	23.251	19.403	16.028	58.682
9	23.197	19.544	16.067	58.808
10	23.208	19.660	16.049	58.917
11	23.187	19.460	16.131	58.778
12	23.210	19.415	16.105	58.730
13	23.085	19.558	16.191	58.834
14	23.249	19.452	16.042	58.743
15	23.270	19.497	16.568	59.335
16	23.360	19.553	16.081	58.994
17	24.062	19.526	16.130	59.718
FINISH				
18	23.181	19.564	16.054	58.799

519 VENIER Jonas

	20.425	16.377		
START				
	23.842	32.257	27.628	
1	26.414	20.579	16.260	1:03.253
2	23.509	20.163	16.551	1:00.223
3	23.165	19.875	16.119	59.159
4	23.225	19.524	15.982	58.731
5	23.090	19.495	15.991	58.576
6	23.392	19.514	16.193	59.099
7	23.114	19.430	15.996	58.540
8	23.110	19.346	15.983	58.439
9	23.126	19.440	16.011	58.577
10	23.010	19.363	15.976	58.349
11	22.980	19.387	16.165	58.532
FINISH				

526 VIDAL Tom

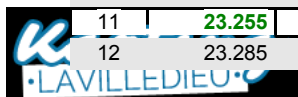
	20.344	16.408		
START				
	23.448	33.645	28.762	
1	25.097	20.006	16.572	1:01.675
FINISH				

518 FILLOUX Louis

	20.787	16.851		
START				
	24.739	29.416	27.803	
1	25.620	20.401	16.385	1:02.406
2	23.646	19.968	16.913	1:00.527
3	24.058	19.651	16.120	59.829
4	23.463	19.709	16.217	59.389
5	23.325	19.727	16.200	59.252
6	23.387	20.641	16.191	1:00.219
7	23.278	20.306	16.226	59.810
8	23.383	19.837	16.169	59.389
9	23.437	19.859	16.105	59.401
10	23.392	19.638	16.067	59.097
11	23.255	19.710	16.124	59.089
12	23.285	19.695	16.149	59.129

904 JOULIÉ Enzo

	20.391	16.597		
START				
	23.745	34.885	29.695	
1	23.714	19.654	16.055	59.423
2	23.164	19.469	15.959	58.592
3	23.120	19.465	16.000	58.585
4	23.161	19.387	15.952	58.500
5	23.045	19.385	15.952	58.382
6	23.023	19.379	15.922	58.324
7	22.989	19.385	15.923	58.297
8	22.945	19.509	15.894	58.348
9	22.967	19.374	15.910	58.251
10	22.964	19.337	15.920	58.221





Résultats Lavilledieu

25 et 26 Février 2017



Open Kart 2017
Nationale - X30 Junior
Finale
Historique

Tour	Secteur 1	Secteur 2	Secteur 3	Temps
11	22.937	19.300	15.823	58.060
12	22.930	19.461	15.982	58.373
13	23.033	19.316	15.971	58.320
14	22.889	19.419	15.899	58.207
15	22.953	19.363	15.878	58.194
16	22.970	19.389	15.914	58.273
17	23.018	19.417	15.891	58.326
FINISH				
18	23.122	19.491	15.953	58.566

Tour	Secteur 1	Secteur 2	Secteur 3	Temps
11	23.172	19.529	16.093	58.794
12	23.154	19.588	16.112	58.854
13	23.254	19.566	16.099	58.919
14	23.186	19.491	16.175	58.852
15	23.196	19.515	16.057	58.768
16	23.072	19.556	16.121	58.749
17	23.311	19.664	16.103	59.078
FINISH				
18	23.211	19.486	16.167	58.864

905 ROUX Dorian

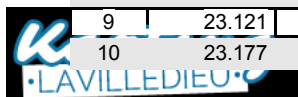
		20.484	16.619	
START				
		23.920	27.222	28.633
1	25.606	20.807	16.582	1:02.995
2	23.999	19.857	16.494	1:00.350
3	24.028	20.129	16.360	1:00.517
4	23.657	20.040	16.594	1:00.291
5	23.800	19.990	16.401	1:00.191
6	23.294	19.661	16.190	59.145
7	23.356	19.713	16.230	59.299
8	23.257	19.704	16.183	59.144
9	23.232	19.765	16.208	59.205
10	23.242	19.604	16.138	58.984
11	23.252	19.686	16.150	59.088
12	23.476	19.596	16.214	59.286
13	23.168	19.597	16.146	58.911
14	23.122	19.529	16.148	58.799
15	23.251	20.005	16.329	59.585
16	23.315	19.874	16.289	59.478
17	23.372	19.729	16.184	59.285
FINISH				
18	23.398	19.757	16.202	59.357

917 PICQUE Alexandre

		20.218	16.338	
START				
		23.500	34.256	28.986
1	25.493	20.068	16.375	1:01.936
2	22.713	22.578	16.400	1:01.691
3	23.373	20.502	17.347	1:01.222
FINISH				

906 PIN Doriane

		20.665	16.927	
START				
		23.890	32.115	28.527
1	26.446	20.563	16.525	1:03.534
2	23.637	20.108	16.916	1:00.661
3	23.814	19.565	16.187	59.566
4	23.543	19.630	16.112	59.285
5	23.261	19.488	16.092	58.841
6	23.135	19.610	16.153	58.898
7	23.324	19.616	16.186	59.126
8	23.106	19.516	16.094	58.716
9	23.121	19.546	16.103	58.770
10	23.177	19.467	16.078	58.722





Résultats Lavilledieu 25 et 26 Février 2017



Open Kart 2017 Nationale - X30 Junior Finale Tour par tour

Grille	904	503	511	510	505	917	526	508	516	507	513	906	504	905	509	517	514	519	512	515	518
--------	-----	-----	-----	-----	-----	-----	-----	-----	-----	-----	-----	-----	-----	-----	-----	-----	-----	-----	-----	-----	-----

	1.	2.	3.	4.	5.	6.	7.	8.	9.	10.	11.	12.	13.	14.	15.	16.	17.	18.	19.	20.	21.
Départ	904	503	511	510	505	917	508	526	516	513	507	504	906	517	519	509	514	512	515	518	905
Tour 1	904	511	503	510	505	508	526	513	917	507	516	517	504	512	515	519	906	518	509	905	514
Tour 2	904	511	503	510	505	513	507	516	517	917	512	519	515	504	906	518	509	905	514		
Tour 3	904	503	511	510	505	513	516	517	507	519	515	512	906	917	518	504	509	905	514		
Tour 4	904	503	511	510	505	513	516	507	517	519	515	906	518	512	504	509	905	514			
Tour 5	904	503	511	510	505	513	516	507	517	519	515	906	518	512	504	905	509	514			
Tour 6	904	503	511	510	505	513	516	507	519	517	515	906	512	518	504	905	509	514			
Tour 7	904	503	510	511	505	513	516	507	519	517	515	906	512	504	518	905	509	514			
Tour 8	904	503	510	511	505	513	516	519	507	517	515	906	512	504	518	905	509	514			
Tour 9	904	503	510	511	505	513	516	519	507	517	515	906	512	504	518	905	509	514			
Tour 10	904	503	510	511	505	513	516	519	507	517	515	906	504	512	518	905	509	514			
Tour 11	904	503	510	511	505	513	516	519	507	517	515	906	504	512	518	905	509	514			
Tour 12	904	503	510	511	505	513	516	507	517	515	906	512	504	518	905	509	514				
Tour 13	904	503	511	510	505	513	516	517	507	515	906	504	512	518	905	509	514				
Tour 14	904	503	510	511	505	513	516	517	507	515	906	518	504	512	905	509	514				
Tour 15	904	503	510	511	505	513	516	507	517	515	906	518	504	512	905	509	514				
Tour 16	904	503	511	505	510	513	516	507	517	515	906	518	512	504	905	509	514				
Tour 17	904	503	511	505	510	513	516	507	515	517	906	512	518	504	905	509	514				
Tour 18	904	503	511	510	513	516	507	515	517	906	512	518	504	905	509	514					

