

X30 Junior

Pre-Final (PF) Results

Document 18.1 OFFICIAL

Subject to scrutineering & sporting investigations

Rnk	No.	Entrant	Nat	Driver	Nat	Equipment	Laps	Gap	Interv.	Best Lap	Penalty
1	▲2	17	GBR	Lulham Chris	GBR	Expirit / X30 IAME / COMET	9			1:04.974	
2	=	30	GBR	Wooldridge Ben	GBR	Compkart / X30 IAME / COMET	9	0.035	0.035	1:05.016	
3	▲2	15	GBR	Westover Louie	GBR	Expirit / X30 IAME / COMET	9	0.061	0.026	1:04.976	
4	▲5	16	BEL	Petelet Milan	FR	Praga / X30 IAME / COMET	9	0.532	0.471	1:04.981	
5	▲3	27	ESP	Palomo Ortiz Oscar	ESP	Parolin / X30 IAME / COMET	9	0.599	0.067	1:04.967	
6	▼5	26	ITA	Meyer Kilian	ESP	CRG / X30 IAME / COMET	9	0.747	0.148	1:04.857	
7	▼3	29	GBR	Hawkey Ethan	GBR	Tonykart / X30 IAME / COMET	9	0.964	0.217	1:05.166	
8	▲2	32	GBR	Mouldsdale Angus	GBR	Expirit / X30 IAME / COMET	9	3.369	2.405	1:05.193	
9	▼2	18	GBR	Tan Ethan	SGP	Expirit / X30 IAME / COMET	9	3.429	0.060	1:05.243	
10	▼4	24	ESP	Moya Lopez Ruben	ESP	FA / X30 IAME / COMET	9	5.682	2.253	1:05.303	
11	▲3	35	JOR	Akabi Ali	JOR	Tonykart / X30 IAME / COMET	9	6.422	0.740	1:05.357	
12	▲3	34	FR	De Gerus Reshad	FR	Tonykart / X30 IAME / COMET	9	7.390	0.968	1:05.399	
13	=	23	BEL	van Pelt Rens	BEL	Kosmic / X30 IAME / COMET	9	7.434	0.044	1:05.258	
14	▼3	22	JPN	Sutumno Tanapongpan	JPN	Super Winforce / X30 IAME / COMET	9	7.843	0.409	1:05.395	
15	▲1	33	ESP	Gallofre Torner Manel	ESP	FA / X30 IAME / COMET	9	8.581	0.738	1:05.885	
16	▼4	14	GBR	Brown Alexander	SGP	Expirit / X30 IAME / COMET	9	10.980	2.399	1:05.377	+5.000

No.14 Brown Alexander : 5 sec time penalty for front fairing not in correct position. According to Stewards' Decision No.26.

Leaders : No.26 Meyer Kilian (1-1) / No.30 Wooldridge Ben (2-4) / No.15 Westover Louie (5-5) / No.17 Lulham Chris (6-9)

Start Time : 17/07 - 10:22:47

Best Lap : No.26 Meyer Kilian 1:04.857 94.30 Kph

Weather : Sunny Air : 24°C Track : Dry

Event Record : No.15 Westover Louie 1:04.389 94.99 Kph

Circuito Internacional de Zuera (ESP) 14-17/07/2016

DOCUMENT N° 26
DÉCISION DES COMMISSAIRES SPORTIFS
STEWARDS' DECISION

PÉNALITÉ INFLIGÉE AU CONCURRENT (NOM) : **Fusion Motorsport**
PENALTY INFLICTED UPON THE ENTRANT (NAME):

NATIONALITÉ / NATIONALITY: **GBR**

N°: **14** PILOTE : **Brown Alexander**
No.: DRIVER :

Concerne la partie de l'Épreuve : **X30 Junior - Pre-Final**
Concerns the part of the event:

ÉNONCÉ / STATEMENT:

5 s time penalty in the session above.

MOTIF / REASON:

The front fairing of kart mentioned above was not in correct position (according to technical drawing no. 2d) when the chequered flag was waved and the kart concerned crossed the finish line. The Stewards impose this penalty after receiving of the relevant report of Judge of Facts and in application of the art 29 specific prescription CIK-FIA and the relevant Bulletins

Décision annoncée
Decision announced

Date / Date: **17/07/2016**

Heure / Time: **10:56**

Nom / Name

Signature

Président du Collège / *Chairman of the Panel:*

Kris LAMBRECHT (BEL) :

Membres du Collège / *Members of the Panel:*

Pere SAURA (ESP) :

Jose Luis MURILLO (ESP) :

NOTIFICATION AU CONCURRENT CONCERNÉ / NOTIFICATION TO THE RELEVANT ENTRANT

Je soussigné :
I undersigned: Nom personnel / *personal name*

Représentant du Concurrent : **Fusion Motorsport**
Representing the Entrant: Nom du Concurrent / *Entrant's name*

Certifie avoir reçu notification du document N° **26** des Commissaires Sportifs de l'Épreuve.
Certify that I have been notified of document No. by the Stewards of the Meeting.

Date : Heure / Time: Signature :

X30 Euro Series 2016

X30 Junior

Pre-Final (PF)

Lap Chart

For information purposes. No official / regulatory value


	1	2	3	4	5	6	7	8	9	10	11	12	13	14	15	16
Grid	26	30	17	29	15	24	18	27	16	32	22	14	23	35	34	33
Start	26	30	17	29	15	24	18	16	27	22	32	23	14	35	33	34
Lap 1 Interval	26	30 0.3	15 0.0	17 0.2	29 0.5	24 0.0	16 0.4	18 0.2	27 0.0	14 0.4	23 0.0	32 0.1	33 0.6	34 0.7	22 0.2	35 0.3
Lap 2	30	15 0.0	17 0.4	26 0.1	29 0.2	24 0.0	16 0.1	27 0.4	18 0.3	23 0.1	32 0.3	14 0.3	33 1.1	34 0.0	22 0.4	35 0.3
Lap 3	30	15 0.0	17 0.2	29 0.7	16 0.3	24 0.1	27 0.2	26 0.1	23 0.2	18 0.1	32 0.2	14 0.4	34 1.4	22 0.5	33 0.3	35 0.0
Lap 4	30	15 0.0	17 0.1	16 1.2	29 0.1	24 0.1	27 0.0	26 0.2	18 0.3	23 0.1	32 0.0	14 0.6	34 1.7	22 0.2	35 0.6	33 0.4
Lap 5	15	17 0.0	30 0.3	16 0.7	27 0.5	29 0.0	26 0.3	24 0.7	32 0.0	23 0.5	18 0.2	14 0.1	22 1.7	34 0.0	35 0.5	33 0.5
Lap 6	17	15 0.0	30 0.2	16 0.7	27 0.3	29 0.2	26 0.0	32 1.7	24 0.0	23 0.0	18 0.1	14 0.2	22 1.7	34 0.0	35 0.5	33 1.1
Lap 7	17	15 0.0	30 0.2	16 0.7	27 0.3	26 0.3	29 0.4	23 2.4	32 0.0	18 0.0	14 0.1	24 0.0	22 1.3	34 0.0	35 0.7	33 1.5
Lap 8	17	30 0.2	15 0.0	16 0.6	27 0.3	26 0.3	29 0.7	32 2.6	18 0.0	14 1.7	24 0.0	23 0.7	22 0.0	35 0.0	34 0.4	33 1.3
Lap 9	17	30 0.0	15 0.0	16 0.4	27 0.0	26 0.1	29 0.2	32 2.4	18 0.0	24 2.2	14 0.2	35 0.4	34 0.9	23 0.0	22 0.4	33 0.7

Timekeeper *B. B.*

Clerk of the Course *T. L.*

Circuito Internacional de Zuera (ESP) 14-17/07/2016

RGMMC/Apex Timing

Apex Timing 



X30 Junior

Pre-Final (PF) Lap Time Analysis

For information purposes. No official / regulatory value

Laps	Sector 1	Sector 2	Sector 3	Lap Time	Laps	Sector 1	Sector 2	Sector 3	Lap Time	Laps	Sector 1	Sector 2	Sector 3	Lap Time
No.14 Brown Alexander					No.18 Tan Ethan					No.24 Moya Lopez Ruben				
1	23.286	24.290	21.505	1:09.081	5	20.968	23.336	21.040	1:05.344	1	23.282	23.940	21.263	1:08.485
2	21.328	23.453	21.302	1:06.083	6	20.794	23.183	21.202	1:05.179	2	20.818	23.411	21.185	1:05.414
3	20.730	23.412	21.281	1:05.423	7	20.614	23.136	21.224	1:04.974	3	21.015	23.632	21.179	1:05.826
4	20.772	23.399	21.261	1:05.432	8	20.665	23.146	21.295	1:05.106	4	20.618	23.363	21.322	1:05.303
5	20.843	24.034	21.241	1:06.118	9	21.419	24.122	21.401	1:06.942	5	20.861	23.833	21.942	1:06.636
6	20.813	23.378	21.186	1:05.377	No.22 Sutumno Tanapongpan					6	21.201	23.182	21.530	1:05.913
7	21.017	23.598	21.211	1:05.826	1	23.290	24.516	21.357	1:09.163	7	21.645	23.585	21.174	1:06.404
8	21.578	24.194	21.198	1:06.970	2	21.063	23.309	21.258	1:05.630	8	21.607	24.186	21.177	1:06.970
9	21.229	23.530	21.314	1:06.073	3	21.110	23.350	21.189	1:05.649	9	21.039	23.329	21.352	1:05.720
No.15 Westover Louie					4	20.682	23.359	21.202	1:05.243	No.26 Meyer Kilian				
1	22.964	23.583	21.259	1:07.806	5	21.020	24.523	21.312	1:06.855	1	22.338	23.634	21.538	1:07.510
2	20.827	23.287	21.210	1:05.324	6	20.825	23.230	21.202	1:05.257	2	21.715	23.474	21.165	1:06.354
3	20.874	23.219	21.145	1:05.238	7	21.139	23.604	21.184	1:05.927	3	20.795	24.493	21.229	1:06.517
4	20.655	23.200	21.174	1:05.029	8	20.889	23.337	21.141	1:05.367	4	20.637	23.428	21.170	1:05.235
5	20.903	23.258	21.316	1:05.477	9	20.846	23.271	21.203	1:05.320	5	20.721	23.578	21.250	1:05.549
6	20.910	23.248	21.124	1:05.282	No.23 van Pelt Rens					6	20.613	23.197	21.047	1:04.857
7	20.637	23.222	21.117	1:04.976	1	24.254	25.708	21.401	1:11.363	7	20.687	23.196	21.112	1:04.995
8	20.685	23.625	21.095	1:05.405	2	20.864	23.497	21.354	1:05.715	8	20.684	23.119	21.112	1:04.915
9	21.005	24.258	21.384	1:06.647	3	21.024	23.461	21.344	1:05.829	9	20.652	23.675	21.749	1:06.076
No.16 Petelet Milan					4	20.761	23.365	21.385	1:05.511	No.27 Palomo Ortiz Oscar				
1	23.270	24.298	21.262	1:08.830	5	21.003	23.472	21.337	1:05.812	1	23.443	24.245	21.305	1:08.993
2	20.715	23.295	21.125	1:05.135	6	20.699	23.318	21.378	1:05.395	2	20.743	23.374	21.165	1:05.282
3	20.710	23.678	21.132	1:05.520	7	20.801	23.305	21.318	1:05.424	3	20.765	23.471	21.212	1:05.448
4	20.567	23.317	21.250	1:05.134	8	21.223	23.836	21.403	1:06.462	4	20.662	23.382	21.111	1:05.155
5	20.721	23.299	21.163	1:05.183	9	22.020	23.624	21.443	1:07.087	5	20.637	23.377	21.308	1:05.322
6	20.732	23.162	21.181	1:05.075	No.29 Hawkey Ethan					6	20.639	23.162	21.166	1:04.967
7	20.711	23.199	21.152	1:05.062	1	23.885	24.014	21.444	1:09.343	7	20.624	23.189	21.181	1:04.994
8	20.702	23.123	21.156	1:04.981	2	20.790	23.337	21.131	1:05.258	8	20.624	23.218	21.135	1:04.977
9	20.696	24.094	21.696	1:06.486	3	20.843	23.211	21.266	1:05.320	9	20.728	23.811	21.692	1:06.231
No.17 Lulham Chris					4	20.648	23.668	21.206	1:05.522					
1	23.230	23.595	21.256	1:08.081	5	20.821	24.361	21.296	1:06.478					
2	20.997	23.313	21.203	1:05.513	6	20.857	23.277	21.209	1:05.343					
3	20.763	23.237	21.071	1:05.071	7	21.091	23.530	21.326	1:05.947					
4	20.638	23.210	21.128	1:04.976	8	21.818	24.795	21.475	1:08.088					
					9	21.930	23.459	21.345	1:06.734					

Timekeeper: *Ben* Clerk of the Course: *John*

Circuito Internacional de Zuera (ESP) 14-17/07/2016

RGMMC/Apex Timing

Apex Timing

X30 Junior

Pre-Final (PF)

Lap Time Analysis

For information purposes. No official / regulatory value

Laps	Sector 1	Sector 2	Sector 3	Lap Time
5	20.881	23.553	21.156	1:05.590
6	20.638	23.297	21.231	1:05.166
7	20.824	23.389	21.258	1:05.471
8	20.690	23.229	21.301	1:05.220
9	20.824	23.416	21.340	1:05.580

No.30 Wooldridge Ben

1	22.963	23.591	21.285	1:07.839
2	20.795	23.266	21.255	1:05.316
3	20.866	23.158	21.219	1:05.243
4	20.642	23.163	21.218	1:05.023
5	21.049	23.694	21.206	1:05.949
6	20.637	23.310	21.161	1:05.108
7	20.612	23.325	21.079	1:05.016
8	20.603	23.340	21.130	1:05.073
9	21.046	24.088	21.545	1:06.679

No.32 Mouldale Angus

1	23.658	24.546	21.342	1:09.546
2	20.970	23.352	21.187	1:05.509
3	20.725	23.314	21.317	1:05.356
4	20.633	23.402	21.158	1:05.193
5	20.922	23.530	21.349	1:05.801
6	21.081	23.401	21.314	1:05.796
7	21.301	23.622	21.230	1:06.153
8	20.839	23.227	21.275	1:05.341
9	20.729	23.299	21.313	1:05.341

No.33 Gallofre Torner Manel

1	23.787	24.486	21.478	1:09.751
2	20.920	23.884	21.507	1:06.311
3	21.516	23.697	21.435	1:06.648
4	21.250	23.535	21.433	1:06.218
5	20.859	23.562	21.464	1:05.885
6	20.883	23.532	21.609	1:06.024
7	20.991	23.499	21.445	1:05.935
8	21.007	23.487	21.544	1:06.038
9	20.950	23.486	21.532	1:05.968

No.34 De Gerus Reshad

1	23.807	25.254	21.423	1:10.484
2	20.873	23.569	21.140	1:05.582
3	20.957	23.426	21.316	1:05.699
4	21.019	23.401	21.334	1:05.754
5	21.419	23.475	21.266	1:06.160
6	20.824	23.289	21.286	1:05.399
7	20.817	23.378	21.228	1:05.423
8	20.954	24.196	21.807	1:06.957
9	21.072	23.568	21.442	1:06.082

No.35 Akabi Ali


1	24.839	24.874	21.538	1:11.251
2	20.951	23.464	21.257	1:05.672
3	20.951	23.628	21.324	1:05.903
4	20.970	23.389	21.377	1:05.736
5	20.972	23.488	21.334	1:05.794
6	20.740	23.325	21.292	1:05.357
7	20.931	23.404	21.280	1:05.615
8	20.824	23.617	21.357	1:05.798
9	20.983	23.359	21.226	1:05.568

















Timekeeper: *Ben*

Clerk of the Course: *Ben*

Circuito Internacional de Zuera (ESP) 14-17/07/2016

RGMMC/Apex Timing

Apex Timing 

34	De Gerus Reshad Tonykart / X30 IAME / COMET		8	33	Gallofre Torner Manel FA / X30 IAME / COMET	
23	van Pelt Rens Kosmic / X30 IAME / COMET		7	35	Akabi Ali Tonykart / X30 IAME / COMET	
22	Sutumno Tanapongpan Super Winforce / X30 IAME / COMET		6	14	Brown Alexander Expirit / X30 IAME / COMET	
16	Petelet Milan Praga / X30 IAME / COMET		5	32	Moulsdale Angus Expirit / X30 IAME / COMET	
18	Tan Ethan Expirit / X30 IAME / COMET		4	27	Palomo Ortiz Oscar Parolin / X30 IAME / COMET	
15	Westover Louie Expirit / X30 IAME / COMET		3	24	Moya Lopez Ruben FA / X30 IAME / COMET	
17	Lulham Chris Expirit / X30 IAME / COMET		2	29	Hawkey Ethan Tonykart / X30 IAME / COMET	
26	Meyer Kilian CRG / X30 IAME / COMET		1	30	Wooldridge Ben Compkart / X30 IAME / COMET	

POLE POSITION



Start : 17/07 - 10:20 9 Laps = 15.291 Km

Timekeeper: *Ben* Clerk of the Course: *John*

Circuito Internacional de Zuera (ESP) 14-17/07/2016

RGMMC/Apex Timing

Apex Timing 