

Rotax Max

Finale (F)

Document 13.1 OFFICIEL

Résultats

Sous réserve du contrôle technique ou d'incidents d'ordre sportif

Clt	N°	Pilote	Concurrent	Equipement	Tours	Ecart	Interv.	Meilleur tour
1	▲2	94	RENAUDIN Adrien	KPR	SODI / / MOJO	17		1:07.012
2	▲2	49	VENTURI Florian	DSS	FA KART / / MOJO	17	0.873	0.873 1:07.200
3	▲7	10	CAMMARATA Marc	KJC	SODI / / MOJO	17	2.739	1.866 1:06.548
4	▼3	7	DROUET Thomas	RM CONCEPT	FA KART / / MOJO	17	8.730	5.991 1:07.391
5	▼3	73	FOURQUEMIN Paul	RM CONCEPT	FA KART / / MOJO	17	12.538	3.808 1:07.066
6	▲17	18	JALOUX Romain		TONY KART / / MOJO	17	14.619	2.081 1:07.064
7	▲4	6	LEMEE Thomas	PE RACING	KOSMIC / / MOJO	17	16.009	1.390 1:07.760
8	▲7	65	NOMBLLOT Jean	KART PRO RACING	SODI / / MOJO	17	18.178	2.169 1:08.169
9	▲12	16	BERTIN Renaud	SPEED RACING	EXPRIT / / MOJO	17	24.350	6.172 1:07.343
10	▲4	44	WILLIAMSON Andrew	DSS	FA KART / / MOJO	17	25.979	1.629 1:08.143
11	▲1	3	CROQUISON Hugo	RM	FA KART / / MOJO	17	26.720	0.741 1:07.865
12	▼5	50	DEPTUCH Joel	DEPTUCH	FA KART / / MOJO	17	26.868	0.148 1:07.981
13	▼5	8	EVARD Paul	PE RACING	KOSMIC / / MOJO	17	27.094	0.226 1:08.568
14	▲2	62	CARTON Alexandre	CARTON	TONY KART / / MOJO	17	29.899	2.805 1:08.716
15	▼2	72	HEBRARD Sacha	TEAM MALEVAUT SPORT	TONY KART / / MOJO	17	33.687	3.788 1:09.134
16	▼7	1	SARRAZIN Arnaud	PKS	SODI / / MOJO	17	37.221	3.534 1:07.571
17	▼11	51	MISSIMILLY Jacques	RM CONCEPT	FA KART / / MOJO	17	43.371	6.150 1:07.748
18	▲1	91	ROUSSET Louis	KPR	KOSMIC / / MOJO	17	43.632	0.261 1:08.974
19	▲1	11	JEANVOINE Vincent	BRK	TONY KART / / MOJO	17	43.855	0.223 1:08.698
20	▼2	29	MINIER Kevin	MD COMPETITION	BIREL / / MOJO	17	48.145	4.290 1:08.372
21	▼4	39	USANNA Anthony	BRK	TONY KART / / MOJO	17	50.341	2.196 1:08.792
22	▲4	33	LAHITTE Thomas	DSS	KOSMIC / / MOJO	17	51.398	1.057 1:09.408
23	▲7	22	MENONI Gabriel	LUDO RACING	SODI / / MOJO	17	54.149	2.751 1:09.318
24	▲4	54	VIVIER Jerome	SONIC RACING KART	KOSMIC / / MOJO	17	1:00.125	5.976 1:09.587
25	▲2	60	WEMAUX Jonathan		EXPRIT / / MOJO	17	1:00.638	0.513 1:09.573
26	▼2	36	BOUCHY Morgane	ANGEL'S KART TEAM	PRAGA / / MOJO	17	1:03.696	3.058 1:09.813
27	▼2	12	HOREMANS Antoine	H-RACING	PRAGA / / MOJO	14	3 Tours	3 Tours 1:10.690
28	▲1	27	ROGER Justin	JPR	KOSMIC / / MOJO	13	4 Tours	1 Tour 1:09.928
29	▼24	4	FRAISSE Vincent	LUDO RACING	SODI / / MOJO	0	17 Tours	13 Tours
30	▼8	95	SPIRLI Julien	MOTOR S	TONY KART / / MOJO	0	17 Tours	0.000


Tête de course : N°49 VENTURI Florian (1-8) / N°94 RENAUDIN Adrien (9-17)

Départ : 24/04 - 16:42:41

Meilleur tour : N°10 CAMMARATA Marc 1:06.548 64,91 Km/h

Météo : Nuageux Air : 8°C Piste : Mouillée

Record de l'épreuve : N°65 NOMBLLOT Jean 52.281 82,63 Km/h



Rotax Max

Finale (F)

Tableau des tours

Pour information, sans valeur officielle


	1	2	3	4	5	6	7	8	9	10	11	12	13	14	15	16	17	18	19	20	21	22	23	24	25	26	27	28	29	30
Grille	7	73	94	49	4	51	50	8	1	10	6	3	72	44	65	62	39	29	91	11	16	95	18	36	12	33	60	54	27	22
Départ	73	7	49	94	51	50	8	1	10	6	3	72	65	44	62	39	91	29	11	16	18	36	12	60	33	54	27	22		
Tour 1	49	94	72	6	7	65	10	8	62	3	73	44	18	16	29	50	51	91	11	12	39	60	33	36	54	27	22	1		
Intervalle		1.3	0.8	0.2	0.3	1.6	0.1	0.7	0.0	0.1	0.2	0.4	0.7	1.5	0.2	0.0	0.1	0.4	0.3	0.1	0.1	0.0	0.4	0.5	0.1	0.3	0.1	3.2		
Tour 2	49	94	6	72	7	10	65	8	73	44	62	18	3	16	91	50	29	12	60	33	39	51	11	54	36	1	22	27		
Intervalle		0.7	2.5	0.6	0.0	1.2	0.0	2.1	0.8	0.5	0.5	0.5	0.2	1.2	0.3	1.9	0.0	0.2	0.3	1.4	0.2	0.0	0.4	0.5	0.4	0.1	0.2	0.3		
Tour 3	49	94	6	7	72	10	65	8	73	44	18	3	62	91	50	16	29	60	33	12	51	11	1	39	54	22	36	27		
Intervalle		0.5	3.3	0.8	0.7	0.8	0.1	1.9	0.3	0.5	2.0	0.0	0.5	1.4	1.2	0.3	2.6	0.2	1.0	0.1	0.0	0.1	1.0	0.2	0.6	0.1	0.9	1.8		
Tour 4	49	94	6	7	72	10	65	73	44	8	3	18	62	91	50	16	60	29	33	51	1	11	12	54	39	22	36	27		
Intervalle		0.6	3.7	0.4	1.3	0.6	0.4	2.7	0.1	0.7	1.1	0.6	0.5	0.9	0.7	1.4	3.3	0.8	0.5	0.6	0.1	0.0	0.8	0.4	0.3	0.5	1.0	2.9		
Tour 5	49	94	6	7	72	10	65	73	44	8	3	18	62	91	50	16	60	33	29	1	11	51	54	12	22	39	36	27		
Intervalle		0.3	4.4	0.5	1.7	0.2	0.5	2.6	0.5	1.0	0.6	0.5	1.1	0.7	0.2	1.9	5.5	0.6	0.1	0.3	0.1	0.9	1.0	0.1	0.7	0.1	0.8	3.8		
Tour 6	49	94	6	7	10	65	72	73	44	8	3	18	62	91	50	16	33	1	60	11	29	51	54	22	12	39	36	27		
Intervalle		0.1	4.9	0.0	1.6	1.2	0.8	1.7	1.3	0.6	0.9	0.8	0.8	0.6	0.1	2.0	7.6	0.2	0.2	0.1	1.0	0.3	0.6	1.0	0.1	0.4	0.8	4.9		
Tour 7	49	94	7	6	10	65	72	73	44	8	3	18	62	91	50	16	1	33	11	60	51	29	54	22	12	39	36	27		
Intervalle		0.2	4.8	0.4	0.5	1.9	2.3	0.5	1.4	0.6	1.5	0.1	1.2	0.7	0.5	0.7	8.5	0.8	0.0	1.1	0.7	0.0	0.9	1.0	0.7	0.4	0.5	5.7		
Tour 8	49	94	7	6	10	65	73	72	44	8	18	3	62	91	50	16	1	11	33	51	60	29	54	22	39	12	36	27		
Intervalle		0.4	5.1	0.3	0.0	2.2	2.4	1.1	1.2	0.7	0.5	0.7	1.6	1.0	0.4	0.1	9.0	1.4	0.8	0.5	0.0	1.1	1.0	0.3	2.7	0.4	0.2	5.9		
Tour 9	94	49	7	10	6	65	73	72	44	18	8	3	62	16	50	91	1	11	51	33	60	29	54	22	39	12	36	27		
Intervalle		0.4	4.7	0.4	0.7	1.5	2.6	1.4	0.9	0.8	0.3	0.6	2.1	1.6	0.0	0.8	7.9	1.6	2.1	0.0	1.2	0.1	1.9	0.1	1.3	3.1	0.1	5.4		
Tour 10	94	49	10	7	6	65	73	44	18	72	8	3	62	16	50	91	1	11	51	33	60	29	54	22	39	12	36	27		
Intervalle		0.4	4.6	0.1	1.9	1.5	2.2	2.7	0.0	0.3	0.8	0.2	2.4	0.6	1.1	1.0	6.8	2.3	1.2	1.6	2.6	0.1	1.4	0.4	0.3	4.5	0.1	5.8		
Tour 11	94	49	10	7	6	65	73	18	44	3	72	8	16	62	50	91	1	11	51	33	29	60	54	39	22	36	12	27		
Intervalle		0.6	4.0	0.9	2.2	1.9	1.1	3.0	0.7	1.4	0.5	0.2	1.6	0.7	0.9	2.0	5.4	3.7	1.5	2.1	2.3	0.0	1.5	0.8	0.2	5.3	1.4	3.7		
Tour 12	94	49	10	7	6	73	65	18	44	3	8	72	16	62	50	91	1	11	51	33	29	60	39	22	54	36	12	27		
Intervalle		0.5	3.5	1.9	3.5	1.3	0.7	2.1	1.8	1.5	1.1	0.3	0.1	2.3	0.7	2.7	5.3	3.9	0.2	3.9	0.8	1.5	1.3	1.0	0.0	5.5	2.3	4.0		
Tour 13	94	49	10	7	6	73	65	18	44	3	16	8	72	50	62	1	91	11	51	33	29	39	60	22	54	36	12	47		
Intervalle		0.7	2.8	2.5	4.2	0.3	1.8	0.7	3.4	0.6	1.8	0.0	1.2	2.1	0.0	8.6	1.7	1.7	0.5	4.7	0.0	3.0	1.0	0.1	2.3	4.3	2.6	4.7		
Tour 14	94	49	10	7	73	6	18	65	44	3	16	8	50	72	62	1	91	11	51	29	33	39	22	60	54	36	47			
Intervalle		0.7	2.7	3.3	4.4	0.7	1.5	0.9	3.4	0.2	1.9	0.7	2.9	0.7	0.2	8.3	2.4	0.9	0.4	4.9	1.4	1.8	1.8	1.3	0.9	4.6	4.3			

NSK1 Angerville 2016 (FRA) 22-24/04/2016

3MK Events

Apex Timing






Rotax Max

Finale (F)

Tableau des tours

Pour information, sans valeur officielle

Tour 15	94	49 1.2	10 2.0	7 3.9	73 3.9	6 1.9	18 0.6	65 1.7	44 4.6	3 0.0	16 0.3	8 1.4	50 2.4	72 2.1	62 0.3	1 7.3	91 3.5	51 0.0	11 0.5	29 4.9	33 2.3	39 0.8	22 2.3	60 3.6	54 0.5	36 3.8
Tour 16	94	49 0.8	10 1.8	7 4.9	73 3.9	18 2.5	6 0.1	65 2.1	16 6.3	44 0.0	8 0.2	3 0.2	50 1.4	62 3.3	72 1.7	1 5.4	51 5.3	91 0.3	11 0.1	29 3.0	39 3.0	33 0.5	22 2.4	60 5.1	54 0.2	36 3.4
Tour 17	94	49 0.8	10 1.8	7 5.9	73 3.8	18 2.0	6 1.3	65 2.1	16 6.1	44 1.6	3 0.7	50 0.1	8 0.2	62 2.8	72 3.7	1 3.5	51 6.1	91 0.2	11 0.2	29 4.2	39 2.1	33 1.0	22 2.7	54 5.9	60 0.5	36 3.0



Rotax Max

Finale (F) Analyse

Pour information, sans valeur officielle

Tours	Secteur 1	Secteur 2	Secteur 3	mps au tour
N°1 SARRAZIN Arnaud				
1	37.662	24.472	25.742	1:27.876
2	24.106	24.526	25.694	1:14.326
3	23.908	24.408	25.006	1:13.322
4	23.717	23.719	24.891	1:12.327
5	24.177	23.522	24.446	1:12.145
6	23.992	23.219	24.358	1:11.569
7	22.994	23.107	24.188	1:10.289
8	22.658	22.793	24.140	1:09.591
9	22.425	22.582	23.815	1:08.822
10	22.395	22.158	23.454	1:08.007
11	22.024	22.135	23.412	1:07.571
12	22.507	23.192	23.544	1:09.243
13	22.609	22.709	23.844	1:09.162
14	22.662	22.752	24.011	1:09.425
15	22.545	22.596	23.990	1:09.131
16	23.076	22.653	24.060	1:09.789
17	22.640	22.660	24.561	1:09.861

Tours	Secteur 1	Secteur 2	Secteur 3	mps au tour
N°3 CROQUISON Hugo				
1	26.193	25.167	26.851	1:18.211
2	25.561	25.227	25.460	1:16.248
3	23.483	23.487	25.034	1:12.004
4	23.233	23.198	24.903	1:11.334
5	22.991	23.462	24.201	1:10.654
6	23.064	23.205	24.309	1:10.578
7	23.112	23.168	24.348	1:10.628
8	22.835	22.582	23.845	1:09.262
9	22.531	22.575	23.535	1:08.641
10	22.194	22.379	23.784	1:08.357
11	22.048	22.436	23.614	1:08.098
12	22.108	22.720	23.439	1:08.267
13	22.308	22.206	23.351	1:07.865
14	22.098	22.513	23.775	1:08.386

Tours	Secteur 1	Secteur 2	Secteur 3	mps au tour
15	22.414	23.116	24.455	1:09.985
16	23.129	23.544	25.180	1:11.853
17	22.969	22.859	25.596	1:11.424
N°6 LEMEE Thomas				
1	24.758	25.025	25.433	1:15.216
2	23.524	23.838	25.023	1:12.385
3	22.841	23.752	24.830	1:11.423
4	22.867	23.521	24.604	1:10.992
5	22.607	23.223	24.541	1:10.371
6	22.655	23.155	24.293	1:10.103
7	23.210	23.008	23.887	1:10.105
8	22.433	22.867	23.938	1:09.238
9	22.252	23.012	24.199	1:09.463
10	22.039	22.977	23.581	1:08.597
11	21.758	22.609	23.393	1:07.760
12	22.889	22.643	23.518	1:09.050
13	21.858	22.945	23.446	1:08.249
14	22.153	23.322	23.898	1:09.373
15	22.405	22.849	23.966	1:09.220
16	22.356	23.010	24.309	1:09.675
17	22.420	22.951	24.538	1:09.909

Tours	Secteur 1	Secteur 2	Secteur 3	mps au tour
N°7 DROUET Thomas				
1	26.374	24.033	25.514	1:15.921
2	23.741	23.898	25.123	1:12.762
3	23.088	23.513	24.960	1:11.561
4	22.937	23.243	24.394	1:10.574
5	22.846	23.416	24.268	1:10.530
6	22.772	22.872	23.951	1:09.595
7	22.619	23.041	23.938	1:09.598
8	22.582	22.785	23.921	1:09.288
9	22.404	22.579	23.600	1:08.583
10	22.138	22.326	23.486	1:07.950
11	21.977	22.300	23.114	1:07.391


Tours	Secteur 1	Secteur 2	Secteur 3	mps au tour
12	21.871	22.362	23.552	1:07.785
13	21.933	21.883	23.684	1:07.500
14	22.206	22.451	23.769	1:08.426
15	22.213	22.434	23.924	1:08.571
16	22.425	22.521	23.956	1:08.902
17	22.551	22.448	24.292	1:09.291
N°8 EVRARD Paul				
1	27.070	24.903	26.211	1:18.184
2	24.708	23.860	25.194	1:13.762
3	23.087	23.688	24.948	1:11.723
4	23.016	24.709	25.381	1:13.106
5	23.170	23.465	24.507	1:11.142
6	22.822	23.101	24.380	1:10.303
7	22.680	23.034	24.321	1:10.035
8	22.417	22.997	24.197	1:09.611
9	22.346	22.802	24.086	1:09.234
10	22.321	22.605	23.807	1:08.733
11	22.031	23.206	23.937	1:09.174
12	22.062	22.668	23.846	1:08.576
13	22.345	22.473	23.750	1:08.568
14	22.503	22.686	24.048	1:09.237
15	22.232	22.873	23.964	1:09.069
16	22.313	23.147	24.334	1:09.794
17	22.664	23.019	26.399	1:12.082
N°10 CAMMARATA Marc				
1	26.472	24.548	26.268	1:17.288
2	23.210	23.759	25.347	1:12.316
3	23.276	23.475	25.184	1:11.935
4	23.134	23.285	24.514	1:10.933
5	22.953	23.266	24.366	1:10.585
6	22.575	22.851	23.789	1:09.215
7	22.123	22.951	23.783	1:08.857
8	22.377	22.726	23.663	1:08.766

NSK1 Angerville 2016 (FRA) 22-24/04/2016

3MK Events

Apex Timing





Rotax Max

Finale (F) Analyse

Pour information, sans valeur officielle

Tours	Secteur 1	Secteur 2	Secteur 3	mps au tour	Tours	Secteur 1	Secteur 2	Secteur 3	mps au tour	Tours	Secteur 1	Secteur 2	Secteur 3	mps au tour
9	22.447	22.972	23.236	1:08.655	6	23.805	23.968	25.139	1:12.912	6	22.726	23.354	24.794	1:10.874
10	22.051	22.397	22.866	1:07.314	7	23.883	23.335	24.944	1:12.162	7	22.475	23.203	24.286	1:09.964
11	21.589	22.218	22.741	1:06.548	8	23.461	24.209	25.112	1:12.782	8	22.383	22.321	23.700	1:08.404
12	21.799	22.155	22.866	1:06.820	9	23.355	23.841	24.783	1:11.979	9	22.111	22.650	23.636	1:08.397
13	21.711	22.250	22.901	1:06.862	10	23.137	23.242	24.567	1:10.946	10	21.819	22.546	23.480	1:07.845
14	21.941	22.425	23.283	1:07.649	11	22.932	24.566	24.660	1:12.158	11	22.113	22.169	23.040	1:07.322
15	21.980	22.820	23.137	1:07.937	12	22.642	23.771	24.349	1:10.762	12	21.558	22.592	22.914	1:07.064
16	21.824	22.617	23.479	1:07.920	13	22.649	23.340	24.701	1:10.690	13	21.402	22.768	22.973	1:07.143
17	21.830	22.669	23.779	1:08.278	14	23.930	23.629	24.807	1:12.366	14	21.974	22.507	23.397	1:07.878

N°11 JEANVOINE Vincent

1	26.169	27.222	28.536	1:21.927
2	24.523	27.552	26.364	1:18.439
3	24.148	24.009	25.219	1:13.376
4	24.235	23.789	25.491	1:13.515
5	23.813	24.069	24.279	1:12.161
6	23.626	23.854	24.360	1:11.840
7	23.464	23.139	24.208	1:10.811
8	23.171	23.128	23.833	1:10.132
9	22.596	22.859	23.583	1:09.038
10	22.735	22.577	23.386	1:08.698
11	22.480	22.970	23.488	1:08.938
12	22.758	23.390	23.313	1:09.461
13	22.471	23.010	23.239	1:08.720
14	22.446	22.990	23.882	1:09.318
15	23.479	22.636	23.755	1:09.870
16	23.214	23.890	24.475	1:11.579
17	22.996	23.416	24.162	1:10.574

N°16 BERTIN Renaud

1	27.581	26.442	26.630	1:20.653
2	24.812	24.356	25.318	1:14.486
3	24.199	24.425	25.674	1:14.298
4	23.614	23.660	24.868	1:12.142
5	23.013	23.405	24.529	1:10.947
6	23.016	23.156	24.254	1:10.426
7	22.615	23.038	23.918	1:09.571
8	22.652	22.858	23.649	1:09.159
9	22.604	22.918	23.483	1:09.005
10	21.664	23.129	22.995	1:07.788
11	21.759	22.743	22.927	1:07.429
12	21.796	22.387	23.160	1:07.343
13	22.302	22.459	23.385	1:08.146
14	22.077	22.497	23.931	1:08.505
15	21.929	22.622	23.820	1:08.371
16	23.060	23.454	24.354	1:10.868
17	22.203	23.049	24.447	1:09.699

N°22 MENONI Gabriel

1	27.871	27.307	26.847	1:22.025
2	24.826	26.194	26.789	1:17.809
3	24.125	24.567	25.397	1:14.089
4	23.968	24.356	25.370	1:13.694
5	24.230	23.408	25.180	1:12.818
6	23.669	23.570	24.766	1:12.005
7	23.656	23.297	24.695	1:11.648
8	23.612	22.633	24.007	1:10.252
9	23.383	23.434	23.912	1:10.729
10	22.772	23.589	24.208	1:10.569
11	22.673	24.214	23.360	1:10.247
12	22.628	22.975	23.934	1:09.537
13	22.411	22.715	24.192	1:09.318
14	23.225	22.987	24.172	1:10.384
15	22.978	22.389	24.354	1:09.721
16	22.992	23.078	24.193	1:10.263
17	23.505	23.467	24.723	1:11.695

N°12 HOREMANS Antoine

1	27.701	27.361	26.356	1:21.418
2	24.859	25.080	25.848	1:15.787
3	24.807	24.673	26.287	1:15.767
4	24.638	24.458	25.429	1:14.525
5	24.007	24.104	25.359	1:13.470

N°18 JALOUX Romain

1	27.007	26.147	25.848	1:19.002
2	24.279	24.675	25.585	1:14.539
3	23.216	23.379	25.583	1:12.178
4	23.695	23.241	25.125	1:12.061
5	22.691	23.249	24.554	1:10.494


N°27 ROGER Justin

1	28.260	27.125	27.228	1:22.613
2	26.012	25.677	26.591	1:18.280

NSK1 Angerville 2016 (FRA) 22-24/04/2016

3MK Events

Apex Timing



Rotax Max

Finale (F) Analyse

Pour information, sans valeur officielle

Tours	Secteur 1	Secteur 2	Secteur 3	mps au tour
3	25.114	25.178	26.261	1:16.553
4	24.789	24.374	25.685	1:14.848
5	24.108	24.301	25.288	1:13.697
6	23.996	24.498	25.148	1:13.642
7	24.100	24.183	24.308	1:12.591
8	23.814	23.747	24.652	1:12.213
9	23.416	24.032	23.987	1:11.435
10	24.075	23.290	23.927	1:11.292
11	22.936	23.485	23.507	1:09.928
12	23.470	23.652	23.958	1:11.080
13	23.484	23.312	24.624	1:11.420

N°29 MINIER Kevin

1	27.140	26.722	27.237	1:21.099
2	24.987	25.461	26.217	1:16.665
3	24.666	24.035	25.834	1:14.535
4	24.494	23.966	25.304	1:13.764
5	24.111	23.424	25.534	1:13.069
6	24.613	23.808	24.953	1:13.374
7	23.651	23.074	24.947	1:11.672
8	23.479	23.196	24.144	1:10.819
9	22.835	23.129	24.037	1:10.001
10	22.994	23.728	24.125	1:10.847
11	22.511	23.226	23.596	1:09.333
12	22.468	22.308	23.596	1:08.372
13	22.500	23.044	23.474	1:09.018
14	23.071	22.607	23.733	1:09.411
15	22.753	22.775	23.812	1:09.340
16	23.100	22.948	23.702	1:09.750
17	23.209	23.431	25.148	1:11.788

N°33 LAHITTE Thomas

1	28.149	26.776	26.933	1:21.858
2	25.152	25.969	25.765	1:16.886
3	23.706	24.282	25.805	1:13.793

Tours	Secteur 1	Secteur 2	Secteur 3	mps au tour
4	23.622	23.928	25.431	1:12.981
5	23.830	23.669	24.905	1:12.404
6	23.167	23.861	24.838	1:11.866
7	22.891	23.973	24.517	1:11.381
8	23.543	23.371	24.134	1:11.048
9	22.953	23.333	24.052	1:10.338
10	23.040	22.710	23.658	1:09.408
11	22.895	23.301	23.567	1:09.763
12	22.886	23.143	23.900	1:09.929
13	22.467	23.576	23.759	1:09.802
14	23.799	23.113	24.047	1:10.959
15	22.919	22.889	24.414	1:10.222
16	23.066	23.557	24.374	1:10.997
17	23.159	23.209	25.054	1:11.422

N°36 BOUCHY Morgane

1	28.474	27.367	27.172	1:23.013
2	25.146	25.985	26.949	1:18.080
3	25.343	24.279	25.766	1:15.388
4	24.046	24.447	25.296	1:13.789
5	24.247	23.764	24.785	1:12.796
6	24.236	23.454	24.812	1:12.502
7	23.939	23.503	24.390	1:11.832
8	23.678	23.661	24.672	1:12.011
9	23.450	23.724	24.718	1:11.892
10	23.344	23.322	24.253	1:10.919
11	23.104	23.669	23.856	1:10.629
12	22.940	22.899	23.974	1:09.813
13	23.295	23.010	24.128	1:10.433
14	23.003	23.222	24.418	1:10.643
15	23.031	22.952	24.767	1:10.750
16	23.552	23.149	24.333	1:11.034
17	23.633	23.426	25.378	1:12.437

Tours	Secteur 1	Secteur 2	Secteur 3	mps au tour
N°39 USANNA Anthony				
1	27.666	27.418	27.387	1:22.471
2	25.328	26.005	26.385	1:17.718
3	24.982	24.411	25.727	1:15.120
4	23.976	24.040	25.917	1:13.933
5	23.908	23.904	25.661	1:13.473
6	24.262	23.407	24.879	1:12.548
7	23.692	23.362	25.094	1:12.148
8	23.140	24.315	24.427	1:11.882
9	22.674	22.776	23.817	1:09.267
10	22.295	23.348	23.922	1:09.565
11	22.453	23.576	23.620	1:09.649
12	22.328	22.779	23.685	1:08.792
13	22.632	22.602	23.885	1:09.119
14	22.685	22.832	24.212	1:09.729
15	22.557	22.786	23.908	1:09.251
16	22.669	22.950	23.926	1:09.545
17	22.698	22.988	25.257	1:10.943


N°44 WILLIAMSON Andrew

1	26.817	26.492	25.500	1:18.809
2	24.704	24.259	25.275	1:14.238
3	23.009	23.586	24.607	1:11.202
4	22.892	23.662	24.901	1:11.455
5	23.200	23.432	24.231	1:10.863
6	23.097	23.094	24.525	1:10.716
7	22.798	22.930	24.290	1:10.018
8	22.600	22.811	24.107	1:09.518
9	22.370	22.626	23.849	1:08.845
10	21.932	22.759	23.901	1:08.592
11	21.869	22.278	23.996	1:08.143
12	21.643	22.945	23.603	1:08.191
13	22.303	22.620	23.833	1:08.756
14	22.168	22.668	23.936	1:08.772

NSK1 Angerville 2016 (FRA) 22-24/04/2016

3MK Events

Apex Timing



Rotax Max

Finale (F) Analyse

Pour information, sans valeur officielle


Tours	Secteur 1	Secteur 2	Secteur 3	mps au tour	Tours	Secteur 1	Secteur 2	Secteur 3	mps au tour	Tours	Secteur 1	Secteur 2	Secteur 3	mps au tour
15	22.347	23.180	24.693	1:10.220	12	21.993	22.784	23.895	1:08.672	9	22.986	23.679	24.293	1:10.958
16	22.784	23.674	24.875	1:11.333	13	21.990	22.630	23.890	1:08.510	10	22.613	23.650	24.032	1:10.295
17	22.497	23.208	25.546	1:11.251	14	22.153	22.614	24.080	1:08.847	11	22.772	22.998	23.817	1:09.587
N°49 VENTURI Florian					N°51 MISSIMILLY Jacques					N°60 WEMAUX Jonathan				
1	24.268	23.618	25.169	1:13.055	1	28.689	26.549	26.654	1:21.892	1	27.769	27.062	26.581	1:21.412
2	22.987	23.426	25.169	1:11.582	2	24.127	28.541	26.205	1:18.873	2	25.359	25.533	25.014	1:15.906
3	22.605	23.240	25.014	1:10.859	3	24.101	24.161	25.407	1:13.669	3	24.458	24.286	25.403	1:14.147
4	22.612	23.321	24.497	1:10.430	4	24.021	23.646	25.733	1:13.400	4	23.836	23.640	25.214	1:12.690
5	22.437	23.059	24.474	1:09.970	5	24.617	24.041	24.679	1:13.337	5	24.031	23.844	25.263	1:13.138
6	22.313	23.067	24.493	1:09.873	6	23.537	23.767	25.006	1:12.310	6	23.626	24.204	25.136	1:12.966
7	22.526	22.983	24.161	1:09.670	7	23.567	23.156	24.543	1:11.266	7	23.869	23.519	24.711	1:12.099
8	22.186	22.655	23.868	1:08.709	8	23.107	22.875	23.703	1:09.685	8	22.952	23.116	24.353	1:10.421
9	21.922	23.372	24.136	1:09.430	9	22.858	23.292	23.662	1:09.812	9	23.333	23.320	24.362	1:11.015
10	21.883	22.360	23.651	1:07.894	10	22.593	22.349	22.806	1:07.748	10	22.907	23.814	24.145	1:10.866
11	21.610	22.259	23.331	1:07.200	11	23.331	22.804	23.145	1:09.280	11	22.348	23.264	23.961	1:09.573
12	21.560	22.088	23.625	1:07.273	12	22.517	22.438	23.126	1:08.081	12	22.801	23.115	23.937	1:09.853
13	21.640	22.268	23.701	1:07.609	13	22.594	22.974	23.497	1:09.065	13	22.927	24.321	24.279	1:11.527
14	21.647	22.363	23.668	1:07.678	14	22.576	22.692	23.942	1:09.210	14	23.895	23.269	24.745	1:11.909
15	22.190	22.607	23.889	1:08.686	15	22.686	22.577	23.613	1:08.876	15	23.504	23.786	24.750	1:12.040
16	21.757	22.504	23.850	1:08.111	16	22.913	24.841	23.814	1:11.568	16	23.151	23.447	25.147	1:11.745
17	21.899	22.560	23.809	1:08.268	17	22.519	23.159	24.972	1:10.650	17	23.669	24.497	24.837	1:13.003
N°50 DEPTUCH Joel					N°54 VIVIER Jerome					N°62 CARTON Alexandre				
1	30.240	25.763	25.708	1:21.711	1	28.016	27.624	26.791	1:22.431	1	26.893	25.496	25.440	1:17.829
2	23.355	28.069	25.171	1:16.595	2	25.095	25.818	26.495	1:17.408	2	24.900	25.195	25.544	1:15.639
3	22.985	23.668	24.990	1:11.643	3	24.329	24.838	25.638	1:14.805	3	24.000	23.955	25.371	1:13.326
4	23.066	23.374	24.521	1:10.961	4	23.554	24.403	24.989	1:12.946	4	23.906	23.118	24.959	1:11.983
5	22.947	23.198	24.330	1:10.475	5	23.885	23.951	24.979	1:12.815	5	23.234	23.240	24.660	1:11.134
6	22.709	23.346	24.310	1:10.365	6	23.674	23.475	24.712	1:11.861					
7	22.970	23.429	24.464	1:10.863	7	23.754	23.368	24.481	1:11.603					
8	22.502	23.018	24.257	1:09.777	8	23.405	23.255	24.288	1:10.948					
9	22.394	22.843	23.914	1:09.151										
10	22.507	22.655	23.727	1:08.889										
11	21.837	22.519	23.625	1:07.981										

NSK1 Angerville 2016 (FRA) 22-24/04/2016

3MK Events

Apex Timing





Rotax Max

Finale (F) Analyse

Pour information, sans valeur officielle

Tours	Secteur 1	Secteur 2	Secteur 3	mps au tour
6	22.978	23.105	24.447	1:10.530
7	22.799	23.253	24.363	1:10.415
8	22.400	22.975	24.150	1:09.525
9	22.676	22.745	23.633	1:09.054
10	22.471	22.814	23.431	1:08.716
11	22.032	23.458	23.402	1:08.892
12	22.448	23.018	23.410	1:08.876
13	22.253	23.336	23.712	1:09.301
14	22.829	22.895	23.978	1:09.702
15	23.086	23.103	23.972	1:10.161
16	22.985	23.219	23.654	1:09.858
17	22.435	22.851	24.522	1:09.808

N°65 NOMBLOT Jean				
Tours	Secteur 1	Secteur 2	Secteur 3	mps au tour
1	25.209	26.179	25.594	1:16.982
2	23.566	23.938	24.976	1:12.480
3	23.567	23.460	24.988	1:12.015
4	23.306	23.326	24.671	1:11.303
5	23.040	23.284	24.265	1:10.589
6	22.850	22.881	24.223	1:09.954
7	22.617	22.977	23.970	1:09.564
8	22.242	22.925	23.933	1:09.100
9	22.153	22.910	23.594	1:08.657
10	22.364	22.581	23.717	1:08.662
11	22.173	22.602	23.394	1:08.169
12	22.286	23.153	23.674	1:09.113
13	22.193	22.606	23.678	1:08.477
14	22.913	22.838	23.905	1:09.656
15	22.407	22.728	23.874	1:09.009
16	22.543	22.998	23.945	1:09.486
17	22.468	22.986	24.457	1:09.911

N°72 HEBRARD Sacha				
Tours	Secteur 1	Secteur 2	Secteur 3	mps au tour
1	24.551	24.941	25.428	1:14.920
2	23.653	24.277	25.266	1:13.196

Tours	Secteur 1	Secteur 2	Secteur 3	mps au tour
3	23.456	23.540	25.460	1:12.456
4	23.269	23.250	24.621	1:11.140
5	23.327	23.110	24.503	1:10.940
6	23.939	23.021	24.628	1:11.588
7	24.028	23.015	24.063	1:11.106
8	23.646	22.925	23.721	1:10.292
9	22.340	23.310	23.548	1:09.198
10	22.577	23.356	24.014	1:09.947
11	22.447	22.869	24.441	1:09.757
12	22.651	22.969	23.514	1:09.134
13	22.734	22.858	23.896	1:09.488
14	23.294	23.993	24.434	1:11.721
15	23.042	22.969	24.033	1:10.044
16	23.027	24.907	24.043	1:11.977
17	23.211	23.612	24.990	1:11.813

N°73 FOURQUEMIN Paul				
Tours	Secteur 1	Secteur 2	Secteur 3	mps au tour
1	27.162	25.487	26.265	1:18.914
2	24.678	24.444	25.011	1:14.133
3	22.981	23.720	24.507	1:11.208
4	23.069	23.916	24.887	1:11.872
5	23.072	23.426	23.979	1:10.477
6	22.845	23.031	23.997	1:09.873
7	22.858	22.918	24.141	1:09.917
8	22.735	22.253	23.596	1:08.584
9	22.137	23.186	23.570	1:08.893
10	22.184	22.978	23.067	1:08.229
11	22.032	22.198	22.836	1:07.066
12	21.831	22.339	23.077	1:07.247
13	21.920	22.303	23.099	1:07.322
14	22.213	22.622	23.354	1:08.189
15	22.136	22.601	23.353	1:08.090
16	22.353	22.851	23.640	1:08.844
17	22.533	22.965	23.695	1:09.193

N°91 ROUSSET Louis				
Tours	Secteur 1	Secteur 2	Secteur 3	mps au tour
1	25.053	30.207	26.494	1:21.754
2	24.623	24.078	25.282	1:13.983
3	23.222	23.826	25.326	1:12.374
4	22.971	23.383	25.105	1:11.459
5	22.830	23.396	24.771	1:10.997
6	22.521	23.320	24.578	1:10.419
7	22.664	23.417	24.440	1:10.521
8	22.523	23.004	24.307	1:09.834
9	22.445	23.986	24.048	1:10.479
10	22.332	22.814	23.956	1:09.102
11	21.947	23.012	24.015	1:08.974
12	22.323	23.093	23.891	1:09.307
13	28.538	23.312	24.397	1:16.247
14	22.641	23.144	24.407	1:10.192
15	22.551	23.046	24.570	1:10.167
16	22.884	24.725	24.395	1:12.004
17	22.544	23.257	24.738	1:10.539


N°94 RENAUDIN Adrien				
Tours	Secteur 1	Secteur 2	Secteur 3	mps au tour
1	25.171	24.222	25.008	1:14.401
2	22.668	23.296	25.015	1:10.979
3	22.608	23.298	24.698	1:10.604
4	22.487	23.357	24.717	1:10.561
5	22.343	22.898	24.462	1:09.703
6	22.257	23.085	24.261	1:09.603
7	22.680	23.095	24.016	1:09.791
8	22.221	22.765	23.943	1:08.929
9	21.861	22.603	24.091	1:08.555
10	21.825	22.436	23.571	1:07.832
11	21.535	22.039	23.438	1:07.012
12	21.322	22.447	23.642	1:07.411
13	21.604	22.506	23.321	1:07.431
14	21.466	22.509	23.686	1:07.661

NSK1 Angerville 2016 (FRA) 22-24/04/2016

3MK Events

Apex Timing





Rotax Max

Finale (F)
Analyse

Pour information, sans valeur officielle


Tours	Secteur 1	Secteur 2	Secteur 3	mps au tour
15	21.844	22.632	23.670	1:08.146
16	22.046	22.685	23.803	1:08.534
17	21.847	22.434	23.968	1:08.249

NSK1 Angerville 2016 (FRA) 22-24/04/2016

3MK Events

Apex Timing 





Rotax Max

Finale (F)

Document 12

Grille de départ

Sous réserve du contrôle technique ou d'incidents d'ordre sportif

27	ROGER Justin KOSMIC / / MOJO	15	22	MENONI Gabriel SODI / / MOJO
60	WEMAUX Jonathan EXPRIT / / MOJO	14	54	VIVIER Jerome KOSMIC / / MOJO
12	HOREMANS Antoine PRAGA / / MOJO	13	33	LAHITTE Thomas KOSMIC / / MOJO
18	JALOUX Romain TONY KART / / MOJO	12	36	BOUCHY Morgane PRAGA / / MOJO
16	BERTIN Renaud EXPRIT / / MOJO	11	95	SPIRLI Julien TONY KART / / MOJO
91	ROUSSET Louis KOSMIC / / MOJO	10	11	JEANVOINE Vincent TONY KART / / MOJO
39	USANNA Anthony TONY KART / / MOJO	9	29	MINIER Kevin BIREL / / MOJO
65	NOMBLOT Jean SODI / / MOJO	8	62	CARTON Alexandre TONY KART / / MOJO
72	HEBRARD Sacha TONY KART / / MOJO	7	44	WILLIAMSON Andrew FA KART / / MOJO
6	LEMEE Thomas KOSMIC / / MOJO	6	3	CROQUISON Hugo FA KART / / MOJO
1	SARRAZIN Arnaud SODI / / MOJO	5	10	CAMMARATA Marc SODI / / MOJO
50	DEPTUCH Joel FA KART / / MOJO	4	8	EVRRARD Paul KOSMIC / / MOJO
4	FRAISSE Vincent SODI / / MOJO	3	51	MISSIMILLY Jacques FA KART / / MOJO
94	RENAUDIN Adrien SODI / / MOJO	2	49	VENTURI Florian FA KART / / MOJO
7	DROUET Thomas FA KART / / MOJO	1	73	FOURQUEMIN Paul FA KART / / MOJO

POLE POSITION



Départ : 24/04 - 16:35 17 Tours = 20,400 Km

NSK1 Angerville 2016 (FRA) 22-24/04/2016

3MK Events

Apex Timing 

