
























## X30 Super Shifter

### Classement final / Final Classification

Cl <sup>t</sup>	N°	Concurrent	Pilote	Nat	Nat	R1	R2	Points
Rnk	No.	Entrant	Driver					
1	401	Comer Spa	VIGANO Matteo	ITA		88	88	176
2	483	Renda Mostorsport sas	POLLINI Renda	ITA		83	79	162
3	448	Ital Corse Racing Team	LAPINA Lorenzo	ITA		76	83	159
4	411	GP Racing	TILLOCA Luca	ITA		79	74	153
5	412	Sousa Cristovao	SOUSA Yohan	POR		73	76	149
6	437	Piirimagi Sten	PIIRIMAGI Sten	EST		74	71	145
7	425	Allen	ALLEN Scott	GBR		71	72	143
8	418	GP Racing	DI PIETRO Andrea	ITA		67	73	140
9	450	Mach 1 Motorsport	DELRE Thierry	BEL		69	67	136
10	414	Maassad Pierre	MAASSAD Karl	LIB		65	70	135
11	427	Ital Corse Racing Team	MIZZONI Mirko	ITA		66	69	135
12	408	AK-Racing	FUCHS Julian	GER		68	65	133
13	424	LTP Competicion	GARCIA SANCHEZ Eduardo	ESP		70	63	133
14	481	Renda Mostorsport SAS	PROSPERI Enrico	ITA		72	59	131
15	423	XS Racing	LEPERT Sébastien	FRA		63	64	127
16	405	Idéal Kart	BOURGEOIS Pierre	FRA		58	66	124
17	482	De Vecchi Gilberto	DE VECCHI Stefano	ITA		64	60	124
18	480	Renda Mostorsport SAS	VALENTI Marco	ITA		61	62	123
19	477	Debbas Karim	DEBBAS Karim	LIB		62	61	123
20	415	Sarfati Bernard	SARFATI Jean-Noël	FRA		59	57	116
21	478	Le Castellet Kart Racing	BOISSEAUX Charles-Eric	FRA		57	58	115
22	479	Haase	BURAN Alessandro	ITA		-	68	68
23	422	Melas Riccardo	MELAS Riccardo	ITA		60	0	60

Le Chronométrage



Affiché à

Le Président du Collège

## X30 Super Shifter

### (Shi) Race 1

#### Classement / Classification


Cl <sup>t</sup>	N°	Concurrent	Pilote	Nat	Nat	Tours	Ecart	M.Tour	Vitesse	Pénalité	Points
Rnk	No.	Entrant	Driver			Laps	Gap	B.Lap	Speed	Penalty	
1	401	Comer Spa	VIGANO Matteo	ITA		20		49.369	91,58		0
2	483	Renda Mostorsport sas	POLLINI Renda	ITA		20	+0.240	49.340	91,64		2
3	411	GP Racing	TILLOCA Luca	ITA		20	+3.506	49.222	91,86		3
4	448	Ital Corse Racing Team	LAPINA Lorenzo	ITA		20	+4.260	49.256	91,79		4
5	437	Piirimagi Sten	PIIRIMAGI Sten	EST		20	+4.807	49.299	91,71		5
6	412	Sousa Cristovao	SOUSA Yohan	POR		20	+5.128	49.342	91,63		6
7	481	Renda Mostorsport SAS	PROSPERI Enrico	ITA		20	+6.361	49.168	91,96		7
8	425	Allen	ALLEN Scott	GBR		20	+7.321	49.350	91,62		8
9	424	LTP Competicion	GARCIA SANCHEZ Eduardo	ESP		20	+11.724	49.695	90,98		9
10	450	Mach 1 Motorsport	DELRE Thierry	BEL		20	+12.747	49.679	91,01		10
11	408	AK-Racing	FUCHS Julian	GER		20	+13.540	49.619	91,12		11
12	418	GP Racing	DI PIETRO Andrea	ITA		20	+13.611	49.472	91,39		12
13	427	Ital Corse Racing Team	MIZZONI Mirko	ITA		20	+15.576	49.689	90,99		13
14	414	Maassad Pierre	MAASSAD Karl	LIB		20	+16.888	49.427	91,48	+5.000	14
15	461	Giomarelli	GIOMARELLI Luca	ITA		20	+22.904	49.979	90,46		15
16	482	De Vecchi Gilberto	DE VECCHI Stefano	ITA		20	+25.743	49.633	91,10		16
17	423	XS Racing	LEPERT Sébastien	FRA		20	+26.361	50.131	90,19		17
18	477	Debbas Karim	DEBBAS Karim	LIB		20	+28.013	50.044	90,35		18
19	480	Renda Mostorsport SAS	VALENTI Marco	ITA		20	+34.510	50.241	89,99		19
20	422	Melas Riccardo	MELAS Riccardo	ITA		13	+7 Laps	49.840	90,72		20
21	415	Sarfati Bernard	SARFATI Jean-Noël	FRA		6	+14 Laps	49.552	91,24		21
22	405	Idéal Kart	BOURGEOIS Pierre	FRA		5	+15 Laps	49.692	90,99		22
23	402	BRM Racing Srl	TELLONE Pasquale	ITA		4	+16 Laps	50.281	89,92		23
24	478	Le Castellet Kart Racing	BOISSEAUX Charles-Eric	FRA			+20 Laps				24

Meilleur tour / Best lap: 481 PROSPERI Enrico - 49.168

#### Pas un tour / No lap

478	Le Castellet Kart Racing	BOISSEAUX Charles-Eric	FRA		24
-----	--------------------------	------------------------	-----	---	----

#### Exclu de la manche / Excluded

479	Haase	BURAN Alessandro	ITA		
-----	-------	------------------	-----	---	--

N° 479 Exclusion de la manche / Exclusion from the heat Rapport n° 34

Non respect du drapeau jaune / Non compliance with the yellow flag

N° 414 Pénalité 5 secondes / Time penalty of 5s : Départ anticipé / Anticipated departure ART. 2.20a Rapport n° 35

Sous réserve du contrôle technique ou de fait sportif

Le Chronométrage



Affiché à

Le Président du Collège

## X30 Super Shifter (Shi) Race 1

### Historique / Records

Tour	Secteur 1	Secteur 2	Secteur 3	Temps
Lap	Sector 1	Sector 2	Sector 3	Time

#### 401 VIGANO Matteo

		15.869	25.229	
START				
		22.219	21.013	1:11.274
1	19.468	13.155	19.257	51.880
2	17.737	13.064	19.212	50.013
3	17.590	13.032	19.156	49.778
4	17.500	13.004	19.037	49.541
5	17.573	12.981	19.085	49.639
6	17.443	12.885	19.041	49.369
7	17.565	13.048	19.049	49.662
8	17.471	12.934	19.129	49.534
9	17.526	12.933	19.049	49.508
10	17.464	12.907	19.043	49.414
11	17.530	12.963	19.046	49.539
12	17.464	12.950	19.062	49.476
13	17.482	12.950	19.005	49.437
14	17.518	13.134	19.032	49.684
15	17.464	12.953	18.990	49.407
16	17.508	12.926	18.999	49.433
17	17.424	12.970	19.014	49.408
18	17.476	12.922	19.043	49.441
19	17.567	12.906	19.018	49.491
FINISH				
20	17.500	12.950	18.991	49.441

#### 402 TELLONE Pasquale

		16.151	23.772	
START				
		21.795	21.654	1:09.951
1	19.411	13.381	19.325	52.117
2	17.871	13.597	20.699	52.167
3	18.677	13.282	19.721	51.680
4	18.073	13.047	19.161	50.281
FINISH				

#### 405 BOURGEOIS Pierre

		17.446	21.307	
--	--	--------	--------	--

Tour	Secteur 1	Secteur 2	Secteur 3	Temps
Lap	Sector 1	Sector 2	Sector 3	Time

START				
		22.669	22.265	1:03.238
1	20.033	13.592	19.545	53.170
2	17.757	13.324	19.394	50.475
3	18.403	13.406	19.905	51.714
4	17.603	12.990	19.099	49.692
5	17.517	12.951	19.273	49.741
FINISH				

#### 408 FUCHS Julian

		17.281	22.863	
START				
		22.033	22.595	1:06.268
1	19.918	13.271	19.547	52.736
2	17.863	13.022	19.972	50.857
3	18.044	13.106	19.211	50.361
4	17.636	13.064	19.193	49.893
5	17.696	13.084	20.464	51.244
6	18.400	13.062	19.341	50.803
7	17.821	13.057	19.210	50.088
8	17.599	13.007	19.187	49.793
9	17.812	13.040	19.200	50.052
10	17.614	12.950	19.217	49.781
11	17.540	13.139	19.359	50.038
12	17.674	13.000	19.262	49.936
13	17.681	13.380	19.159	50.220
14	17.598	12.954	19.219	49.771
15	17.563	12.965	19.186	49.714
16	17.505	12.922	19.192	49.619
17	17.603	13.025	19.180	49.808
18	17.664	12.989	19.323	49.976
19	17.741	13.117	19.309	50.167
FINISH				
20	17.671	12.993	19.335	49.999

#### 411 TILLOCA Luca

		16.451	23.812	
START				
		21.523	21.956	1:08.477

X 30 CHALLENGE EUROPA 2016

X30 Super Shifter

(Shi) Race 1

Historique / Records

Tour	Secteur 1	Secteur 2	Secteur 3	Temps
Lap	Sector 1	Sector 2	Sector 3	Time
1	20.248	13.185	19.426	52.859
2	18.009	13.029	19.990	51.028
3	17.902	12.912	19.051	49.865
4	17.590	12.902	18.980	49.472
5	17.487	12.822	19.030	49.339
6	17.438	12.942	18.989	49.369
7	17.538	12.995	19.029	49.562
8	17.523	12.899	19.082	49.504
9	17.408	12.844	18.988	49.240
10	17.460	12.892	18.959	49.311
11	17.465	12.992	18.952	49.409
12	17.436	12.809	18.977	49.222
13	17.744	12.901	18.986	49.631
14	17.556	12.918	19.093	49.567
15	17.487	13.007	19.055	49.549
16	17.501	12.953	19.615	50.069
17	17.728	12.943	19.069	49.740
18	17.565	12.941	19.003	49.509
19	17.577	13.021	19.083	49.681
FINISH				
20	17.451	12.913	19.064	49.428

**412 SOUSA Yohan**

	17.222	22.980		
START				
	21.961	22.170	1:06.664	
1	19.375	13.156	19.433	51.964
2	17.794	13.280	20.030	51.104
3	17.559	12.868	19.102	49.529
4	17.480	12.872	19.044	49.396
5	17.415	12.811	19.274	49.500
6	17.489	13.147	19.066	49.702
7	17.418	12.852	19.075	49.345
8	17.474	12.874	19.106	49.454
9	17.431	12.897	19.014	49.342
10	17.403	12.961	19.088	49.452
11	17.379	12.897	19.151	49.427
12	17.497	12.930	19.093	49.520
13	17.568	12.895	19.118	49.581
14	17.620	12.918	19.082	49.620
15	17.563	12.896	19.092	49.551

Tour	Secteur 1	Secteur 2	Secteur 3	Temps
Lap	Sector 1	Sector 2	Sector 3	Time
16	17.507	12.990	19.580	50.077
17	17.641	13.052	19.092	49.785
18	17.607	13.269	19.994	50.870
19	17.825	12.860	19.144	49.829
FINISH				
20	17.581	12.947	19.193	49.721

**414 MAASSAD Karl**

	15.794	22.967		
START				
	21.377	21.640	1:08.333	
1	24.009	13.431	19.504	56.944
2	17.749	13.134	19.270	50.153
3	17.607	13.052	19.339	49.998
4	17.631	13.085	19.064	49.780
5	17.450	12.900	19.125	49.475
6	19.099	12.940	18.925	50.964
7	17.477	12.907	19.071	49.455
8	17.730	12.984	19.073	49.787
9	18.096	12.991	19.020	50.107
10	17.674	12.945	19.122	49.741
11	17.557	13.078	19.388	50.023
12	17.845	12.996	19.130	49.971
13	17.622	13.050	19.051	49.723
14	17.568	12.903	19.166	49.637
15	17.492	12.958	18.977	49.427
16	17.495	12.967	19.099	49.561
17	17.711	13.072	19.108	49.891
18	17.613	12.926	19.100	49.639
19	17.918	13.031	19.040	49.989
FINISH				
20	17.572	12.961	19.062	49.595

**415 SARFATI Jean-Noël**

	16.350	22.326		
START				
	22.049	22.810	1:04.024	
1	20.689	13.702	19.697	54.088
2	18.177	13.135	19.153	50.465

X 30 CHALLENGE EUROPA 2016

X30 Super Shifter

(Shi) Race 1

Historique / Records

Tour	Secteur 1	Secteur 2	Secteur 3	Temps
Lap	Sector 1	Sector 2	Sector 3	Time
3	17.785	13.332	19.895	51.012
4	17.626	13.347	19.209	50.182
5	17.480	13.015	19.057	49.552
6	31.430	13.763	20.424	1:05.617
FINISH				

**418 DI PIETRO Andrea**

	15.681	22.415		
START				
	22.315	22.739	1:04.589	
1	20.313	13.664	19.552	53.529
2	17.740	13.363	19.341	50.444
3	18.505	13.146	19.196	50.847
4	17.970	13.029	19.207	50.206
5	17.689	12.937	19.270	49.896
6	22.570	13.134	19.310	55.014
7	17.717	12.996	19.211	49.924
8	17.584	13.005	19.092	49.681
9	17.532	12.944	18.996	49.472
10	17.441	12.992	19.122	49.555
11	17.520	13.021	19.105	49.646
12	17.506	12.957	19.054	49.517
13	17.530	12.952	19.158	49.640
14	17.556	12.984	19.118	49.658
15	17.561	12.906	19.135	49.602
16	17.550	12.994	19.108	49.652
17	17.509	12.998	19.105	49.612
18	17.522	13.019	19.120	49.661
19	17.567	12.939	19.025	49.531
FINISH				
20	17.518	12.919	19.164	49.601

**422 MELAS Riccardo**

	17.486	22.006		
START				
	19.058	14.084	53.487	
1	20.819	13.909	19.907	54.635
2	18.361	13.179	19.797	51.337
3	17.876	13.417	19.373	50.666

Tour	Secteur 1	Secteur 2	Secteur 3	Temps
Lap	Sector 1	Sector 2	Sector 3	Time
4	17.986	13.274	19.348	50.608
5	17.658	13.000	19.228	49.886
6	19.024	13.500	19.411	51.935
7	20.027	13.859	19.575	53.461
8	17.980	13.097	19.181	50.258
9	17.629	13.004	19.207	49.840
10	17.641	13.085	19.546	50.272
11	17.838	13.130	19.645	50.613
12	17.811	13.067	19.434	50.312
13	17.765	13.074	26.136	56.975
FINISH				

**423 LEPERT Sébastien**

	16.641	23.647		
START				
	20.819	22.294	1:01.872	
1	20.671	13.593	19.883	54.147
2	18.091	13.534	19.489	51.114
3	18.083	13.145	19.389	50.617
4	17.916	12.975	19.240	50.131
5	17.750	13.232	19.535	50.517
6	19.108	13.268	19.400	51.776
7	17.848	13.096	19.416	50.360
8	17.786	13.220	19.468	50.474
9	17.736	13.156	19.264	50.156
10	17.757	13.123	19.380	50.260
11	18.189	13.236	20.787	52.212
12	17.814	13.107	19.516	50.437
13	17.726	13.184	19.321	50.231
14	17.774	13.063	19.318	50.155
15	17.915	13.213	19.555	50.683
16	17.765	13.202	19.476	50.443
17	17.885	13.103	19.494	50.482
18	17.938	13.211	19.495	50.644
19	17.884	13.517	19.938	51.339
FINISH				
20	17.770	13.235	19.383	50.388

**424 GARCIA SANCHEZ Eduardo**

	17.313	22.915		
--	--------	--------	--	--

X 30 CHALLENGE EUROPA 2016

X30 Super Shifter

(Shi) Race 1

Historique / Records

Tour	Secteur 1	Secteur 2	Secteur 3	Temps
Lap	Sector 1	Sector 2	Sector 3	Time
START				
	21.722	22.190	1:07.246	
1	20.360	13.369	19.595	53.324
2	17.695	13.159	20.114	50.968
3	18.497	13.097	19.240	50.834
4	17.776	12.996	19.116	49.888
5	17.530	12.965	19.825	50.320
6	17.747	12.933	19.024	49.704
7	17.475	13.037	19.183	49.695
8	17.562	13.058	19.140	49.760
9	17.696	13.232	19.480	50.408
10	17.628	12.960	19.169	49.757
11	17.724	13.078	19.039	49.841
12	17.589	13.028	19.172	49.789
13	17.544	13.057	19.277	49.878
14	17.892	12.949	19.127	49.968
15	17.599	13.017	19.303	49.919
16	17.576	13.079	19.150	49.805
17	17.591	13.012	19.238	49.841
18	17.576	12.945	19.267	49.788
19	17.766	12.990	19.146	49.902
FINISH				
20	17.645	12.993	19.283	49.921

**425 ALLEN Scott**

	16.054	24.153		
START				
	21.337	22.469	1:09.021	
1	19.568	13.057	19.343	51.968
2	17.892	13.319	19.720	50.931
3	17.586	12.896	18.980	49.462
4	17.424	12.871	19.055	49.350
5	17.543	12.879	19.056	49.478
6	17.490	12.888	19.110	49.488
7	17.497	12.934	19.004	49.435
8	17.607	12.939	19.035	49.581
9	17.496	12.895	19.006	49.397
10	17.502	12.903	19.028	49.433
11	17.523	12.909	19.089	49.521
12	17.555	12.893	19.506	49.954
13	17.899	12.895	19.339	50.133

Tour	Secteur 1	Secteur 2	Secteur 3	Temps
Lap	Sector 1	Sector 2	Sector 3	Time
14	17.664	12.888	19.053	49.605
15	17.588	12.945	19.103	49.636
16	17.620	12.902	19.480	50.002
17	17.996	13.376	19.134	50.506
18	17.543	12.921	19.299	49.763
19	17.956	12.947	19.146	50.049
FINISH				
20	17.611	13.002	21.018	51.631

**427 MIZZONI Mirko**

	16.846	23.575		
START				
	20.399	21.956	1:03.514	
1	20.623	13.630	19.762	54.015
2	18.051	13.469	19.754	51.274
3	17.803	13.196	19.494	50.493
4	17.765	13.387	19.289	50.441
5	17.544	13.063	19.396	50.003
6	18.547	13.170	19.239	50.956
7	17.511	13.150	19.261	49.922
8	17.558	13.084	19.179	49.821
9	17.552	13.010	19.225	49.787
10	17.548	13.035	19.162	49.745
11	17.591	13.080	19.222	49.893
12	17.579	13.008	19.156	49.743
13	17.559	13.035	19.095	49.689
14	17.476	13.121	19.140	49.737
15	17.546	13.012	19.267	49.825
16	17.908	13.045	19.222	50.175
17	17.621	13.075	19.358	50.054
18	17.574	13.070	19.313	49.957
19	17.537	13.123	19.349	50.009
FINISH				
20	17.561	13.017	19.311	49.889

**437 PIIRIMAGI Sten**

	17.048	23.486		
START				
	21.353	21.803	1:09.560	



X 30 CHALLENGE EUROPA 2016

X30 Super Shiffter

(Shi) Race 1

Historique / Records

Tour	Secteur 1	Secteur 2	Secteur 3	Temps
Lap	Sector 1	Sector 2	Sector 3	Time
1	19.517	13.191	19.459	52.167
2	18.072	13.309	19.837	51.218
3	17.555	12.930	19.062	49.547
4	17.443	12.834	19.026	49.303
5	17.428	12.924	19.220	49.572
6	17.431	12.859	19.009	49.299
7	17.579	12.923	19.099	49.601
8	17.555	12.939	19.063	49.557
9	17.398	12.880	19.066	49.344
10	17.491	12.888	19.049	49.428
11	17.469	12.911	19.046	49.426
12	17.530	12.977	19.113	49.620
13	17.510	12.985	19.205	49.700
14	17.521	12.983	19.033	49.537
15	17.478	12.972	19.074	49.524
16	17.493	13.111	20.061	50.665
17	17.841	12.960	19.177	49.978
18	17.504	12.958	19.762	50.224
19	17.733	12.933	19.089	49.755
FINISH				
20	17.547	12.985	19.093	49.625

**448 LAPINA Lorenzo**

16.249		24.256		
START				
1	19.570	13.181	19.367	52.118
2	18.142	13.496	19.264	50.902
3	17.714	12.980	19.011	49.705
4	17.680	13.023	19.055	49.758
5	17.564	12.947	19.413	49.924
6	17.837	13.562	19.081	50.480
7	17.839	13.071	19.136	50.046
8	17.562	12.928	18.988	49.478
9	17.579	12.910	18.963	49.452
10	17.473	12.897	18.958	49.328
11	17.493	12.962	18.972	49.427
12	17.467	12.837	18.952	49.256
13	17.527	12.864	19.047	49.438
14	17.578	13.086	19.167	49.831
15	17.572	12.937	18.955	49.464

Tour	Secteur 1	Secteur 2	Secteur 3	Temps
Lap	Sector 1	Sector 2	Sector 3	Time
16	17.595	12.915	19.551	50.061
17	17.797	13.075	19.001	49.873
18	17.506	12.895	19.397	49.798
19	17.551	12.901	19.001	49.453
FINISH				
20	17.571	12.872	19.027	49.470

**450 DELRE Thierry**

15.805		24.170		
START				
21.611		22.261	1:09.160	
1	20.112	13.185	19.639	52.936
2	17.850	13.053	20.167	51.070
3	17.810	13.058	19.521	50.389
4	17.697	12.986	19.227	49.910
5	17.830	12.983	19.259	50.072
6	17.767	13.016	19.261	50.044
7	17.758	12.993	19.272	50.023
8	18.042	13.007	19.268	50.317
9	17.801	13.295	19.488	50.584
10	17.565	12.964	19.201	49.730
11	18.042	13.106	19.389	50.537
12	17.574	12.961	19.265	49.800
13	17.540	12.955	19.195	49.690
14	17.718	13.015	19.219	49.952
15	17.624	12.958	19.294	49.876
16	17.587	12.983	19.228	49.798
17	17.759	12.968	19.228	49.955
18	17.560	12.888	19.231	49.679
19	17.824	13.434	19.283	50.541
FINISH				
20	17.630	12.976	19.400	50.006

**461 GIOMARELLI Luca**

15.699		22.631		
START				
22.298		22.904	1:04.013	
1	20.967	13.525	19.930	54.422
2	18.381	13.275	19.547	51.203

X 30 CHALLENGE EUROPA 2016

X30 Super Shifter

(Shi) Race 1

Historique / Records

Tour	Secteur 1	Secteur 2	Secteur 3	Temps
Lap	Sector 1	Sector 2	Sector 3	Time
3	17.960	13.378	20.472	51.810
4	17.929	13.098	19.308	50.335
5	17.806	13.049	19.446	50.301
6	19.017	13.215	19.409	51.641
7	18.090	13.098	19.332	50.520
8	17.815	13.059	19.215	50.089
9	17.724	13.026	19.229	49.979
10	17.779	13.067	19.347	50.193
11	18.181	13.199	20.098	51.478
12	17.787	13.048	19.251	50.086
13	17.825	13.204	19.245	50.274
14	17.836	13.032	19.290	50.158
15	17.734	13.154	19.295	50.183
16	17.801	13.080	19.344	50.225
17	17.829	13.121	19.295	50.245
18	17.769	13.132	19.338	50.239
19	17.797	13.073	19.305	50.175
FINISH				
20	17.773	13.078	19.428	50.279

**477 DEBBAS Karim**

16.913		23.535		
START				
20.086		23.054	1:02.544	
1	21.102	14.042	19.869	55.013
2	17.961	13.589	19.836	51.386
3	17.804	13.344	19.492	50.640
4	17.998	13.405	20.183	51.586
5	17.787	13.122	19.320	50.229
6	18.885	13.178	19.548	51.611
7	17.705	13.181	19.295	50.181
8	17.729	13.295	19.367	50.391
9	17.780	13.173	19.422	50.375
10	17.780	13.258	19.432	50.470
11	17.737	13.271	19.383	50.391
12	17.805	13.191	19.472	50.468
13	18.031	13.214	19.519	50.764
14	17.797	13.303	19.466	50.566
15	17.587	13.194	19.263	50.044
16	17.750	13.151	19.853	50.754
17	18.802	13.371	19.644	51.817

Tour	Secteur 1	Secteur 2	Secteur 3	Temps
Lap	Sector 1	Sector 2	Sector 3	Time
18	17.866	13.216	19.515	50.597
19	17.791	13.204	19.413	50.408
FINISH				
20	17.850	13.194	19.663	50.707

**478 BOISSEUX Charles-Eric**

17.223		24.168		
START				
FINISH				

**479 BURAN Alessandro**

17.355		22.992		
START				
21.713		21.954	1:07.744	
1	19.653	13.301	19.552	52.506
2	17.836	13.037	20.150	51.023
3	18.166	12.984	19.255	50.405
4	17.695	13.018	19.139	49.852
5	17.880	13.113	19.330	50.323
6	17.655	12.992	19.179	49.826
7	17.777	13.087	19.447	50.311
8	17.735	13.161	19.178	50.074
9	17.743	13.013	19.250	50.006
10	17.558	12.953	19.169	49.680
11	17.503	13.028	19.159	49.690
12	17.550	13.029	19.121	49.700
13	17.465	12.985	19.095	49.545
14	17.483	12.991	19.136	49.610
15	17.519	12.999	19.133	49.651
16	17.502	12.939	19.104	49.545
17	17.519	12.965	19.135	49.619
18	17.498	13.027	19.120	49.645
19	17.554	13.042	19.118	49.714
FINISH				
20	17.496	12.969	19.235	49.700

**480 VALENTI Marco**

14.791		23.240		
--------	--	--------	--	--



X 30 CHALLENGE EUROPA 2016

X30 Super Shifter

(Shi) Race 1

Historique / Records

Tour	Secteur 1	Secteur 2	Secteur 3	Temps
Lap	Sector 1	Sector 2	Sector 3	Time
START				
	20.332	24.371	1:01.023	
1	20.044	13.991	20.241	54.276
2	18.022	13.351	19.608	50.981
3	17.789	13.430	19.584	50.803
4	17.727	13.311	20.066	51.104
5	17.851	13.186	19.345	50.382
6	20.554	13.411	19.775	53.740
7	17.919	13.319	19.425	50.663
8	17.864	13.274	19.693	50.831
9	18.142	13.192	19.296	50.630
10	19.420	13.496	19.441	52.357
11	17.998	13.312	19.376	50.686
12	17.740	13.150	19.351	50.241
13	17.676	13.174	19.519	50.369
14	17.773	13.323	19.608	50.704
15	17.715	13.301	19.542	50.558
16	17.889	13.265	19.743	50.897
17	18.089	13.393	19.812	51.294
18	17.902	13.327	19.550	50.779
19	17.827	13.544	19.743	51.114
FINISH				
20	17.865	13.262	19.719	50.846

**481 PROSPERI Enrico**

	15.410	22.785		
START				
	22.340	21.583	1:06.609	
1	20.373	13.515	19.436	53.324
2	17.736	13.004	19.756	50.496
3	18.055	13.278	19.275	50.608
4	17.578	12.846	19.063	49.487
5	17.693	13.052	20.001	50.746
6	17.517	12.911	18.952	49.380
7	17.593	12.936	19.123	49.652
8	17.651	12.874	19.011	49.536
9	17.517	12.917	18.944	49.378
10	17.477	12.907	18.972	49.356
11	17.513	12.919	18.971	49.403
12	17.453	12.861	18.964	49.278
13	17.457	12.881	18.933	49.271

Tour	Secteur 1	Secteur 2	Secteur 3	Temps
Lap	Sector 1	Sector 2	Sector 3	Time
14	17.446	12.846	18.876	49.168
15	17.478	12.870	18.992	49.340
16	17.502	12.889	19.001	49.392
17	17.488	12.895	19.130	49.513
18	17.563	12.863	19.209	49.635
19	18.035	12.943	19.152	50.130
FINISH				
20	17.605	13.005	19.906	50.516

**482 DE VECCHI Stefano**

	15.394	22.519		
START				
	22.358	22.755	1:05.461	
1	20.464	13.729	19.462	53.655
2	17.726	13.175	19.550	50.451
3	18.408	13.275	19.405	51.088
4	17.750	13.012	19.093	49.855
5	17.584	12.938	19.214	49.736
6	27.593	13.221	19.180	59.994
7	17.667	12.911	19.055	49.633
8	17.811	13.038	19.290	50.139
9	17.678	12.966	19.208	49.852
10	17.697	13.053	19.186	49.936
11	17.706	12.962	19.395	50.063
12	17.705	13.134	19.267	50.106
13	17.683	13.043	19.287	50.013
14	17.846	13.131	19.395	50.372
15	17.711	13.103	19.202	50.016
16	17.728	13.059	19.703	50.490
17	17.753	13.043	19.237	50.033
18	17.809	13.101	19.299	50.209
19	17.851	13.506	19.314	50.671
FINISH				
20	17.826	13.262	19.151	50.239

**483 POLLINI Renda**

	16.415	24.113		
START				
	21.840	21.476	1:10.388	

X 30 CHALLENGE EUROPA 2016

X30 Super Shifter

(Shi) Race 1

Historique / Records

Tour	Secteur 1	Secteur 2	Secteur 3	Temps
Lap	Sector 1	Sector 2	Sector 3	Time
1	19.312	13.188	19.255	51.755
2	18.146	13.118	19.187	50.451
3	17.613	12.908	18.992	49.513
4	17.528	12.923	18.900	49.351
5	17.515	12.908	18.986	49.409
6	17.498	12.900	18.961	49.359
7	17.540	13.042	19.130	49.712
8	17.537	12.908	18.971	49.416
9	17.609	12.888	19.112	49.609
10	17.483	12.943	18.984	49.410
11	17.533	12.934	19.036	49.503
12	17.552	12.915	19.003	49.470
13	17.525	12.897	19.071	49.493
14	17.469	13.230	19.054	49.753
15	17.482	12.857	19.001	49.340
16	17.442	12.959	18.970	49.371
17	17.506	12.904	19.013	49.423
18	17.529	12.856	19.025	49.410
19	17.570	12.919	19.111	49.600
FINISH				
20	17.520	12.876	19.034	49.430

## X30 Super Shiffter (Shi) Race 1 Tour par tour / Lap by lap

Grille / Grid	401	448	483	402	437	450	425	411	414	479	412	424	481	408	418	482	461	415	478	405	477	427	423	422	480
---------------	-----	-----	-----	-----	-----	-----	-----	-----	-----	-----	-----	-----	-----	-----	-----	-----	-----	-----	-----	-----	-----	-----	-----	-----	-----

	1.	2.	3.	4.	5.	6.	7.	8.	9.	10.	11.	12.	13.	14.	15.	16.	17.	18.	19.	20.	21.	22.	23.	24.	25.
Départ / Start	401	448	483	402	437	450	425	414	411	412	479	424	408	481	418	461	482	405	415	477	423	427	422	480	
Tour / Lap 1	401	448	483	402	437	425	412	450	479	411	408	424	481	418	405	482	461	415	423	427	477	422	414	480	
Tour / Lap 2	401	483	448	425	437	412	402	450	479	411	408	481	424	418	405	482	415	461	423	414	427	477	422	480	
Tour / Lap 3	401	483	448	425	437	412	411	450	479	408	481	402	424	418	482	405	415	414	423	427	461	477	422	480	
Tour / Lap 4	401	483	448	425	437	412	411	450	479	408	481	424	402	418	482	405	414	415	423	427	461	422	477	480	
Tour / Lap 5	401	483	425	448	437	412	411	450	479	481	424	408	418	482	405	414	415	423	427	461	422	477	480		
Tour / Lap 6	401	483	425	437	412	448	411	450	479	481	424	408	414	427	423	461	418	422	477	480	482	415			
Tour / Lap 7	401	483	425	437	412	411	448	450	481	479	424	408	414	427	423	418	461	477	422	480	482				
Tour / Lap 8	401	483	425	437	412	411	448	481	450	479	424	408	414	427	418	423	461	477	422	482	480				
Tour / Lap 9	401	483	425	437	412	411	448	481	479	450	424	408	414	427	418	423	461	477	422	482	480				
Tour / Lap 10	401	483	425	437	412	411	448	481	479	450	424	408	414	427	418	423	461	477	422	482	480				
Tour / Lap 11	401	483	425	437	412	411	448	481	479	424	450	408	414	427	418	461	423	477	482	422	480				
Tour / Lap 12	401	483	437	425	412	411	448	481	479	424	450	408	414	427	418	461	423	477	482	422	480				
Tour / Lap 13	401	483	437	412	411	425	448	481	479	424	450	414	408	427	418	461	423	477	482	480	422				
Tour / Lap 14	401	483	437	412	411	425	448	481	479	424	450	414	408	427	418	461	423	477	482	480					
Tour / Lap 15	401	483	437	412	411	425	448	481	479	424	450	414	408	427	418	461	423	477	482	480					
Tour / Lap 16	401	483	412	411	437	425	448	481	479	424	450	414	408	418	427	461	423	477	482	480					
Tour / Lap 17	401	483	412	411	437	448	425	481	479	424	450	414	408	418	427	461	423	482	477	480					
Tour / Lap 18	401	483	411	448	437	412	425	481	479	424	450	414	408	418	427	461	423	482	477	480					
Tour / Lap 19	401	483	411	448	437	412	425	481	479	424	414	450	408	418	427	461	482	423	477	480					
Tour / Lap 20	401	483	411	448	437	412	481	425	479	424	414	450	408	418	427	461	482	423	477	480					

## X30 Super Shiffter (Shi) Race 2 Classement / Classification

Cl	N°	Concurrent	Pilote	Nat	Nat	Tours	Ecart	M.Tour	Vitesse	Points
Rnk	No.	Entrant	Driver			Laps	Gap	B.Lap	Speed	
1	401	Comer Spa	VIGANO Matteo	ITA		20		49.105	92,08	88
2	448	Ital Corse Racing Team	LAPINA Lorenzo	ITA		20	+0.239	49.085	92,11	83
3	483	Renda Mostorsport sas	POLLINI Renda	ITA		20	+0.796	49.048	92,18	79
4	412	Sousa Cristovao	SOUSA Yohan	POR		20	+7.397	49.483	91,37	76
5	411	GP Racing	TILLOCA Luca	ITA		20	+7.540	49.336	91,64	74
6	418	GP Racing	DI PIETRO Andrea	ITA		20	+8.804	49.485	91,37	73
7	425	Allen	ALLEN Scott	GBR		20	+9.100	49.535	91,28	72
8	437	Piirimagi Sten	PIIRIMAGI Sten	EST		20	+12.695	49.576	91,20	71
9	414	Maassad Pierre	MAASSAD Karl	LIB		20	+12.949	49.339	91,64	70
10	427	Ital Corse Racing Team	MIZZONI Mirko	ITA		20	+13.284	49.347	91,62	69
11	479	Haase	BURAN Alessandro	ITA		20	+14.894	49.479	91,38	68
12	450	Mach 1 Motorsport	DELRE Thierry	BEL		20	+15.437	49.559	91,23	67
13	405	Idéal Kart	BOURGEOIS Pierre	FRA		20	+16.387	49.686	91,00	66
14	408	AK-Racing	FUCHS Julian	GER		20	+18.716	49.726	90,93	65
15	423	XS Racing	LEPERT Sébastien	FRA		20	+29.526	50.053	90,33	64
16	424	LTP Competicion	GARCIA SANCHEZ Eduardo	ESP		20	+30.916	49.785	90,82	63
17	480	Renda Mostorsport SAS	VALENTI Marco	ITA		20	+38.260	50.453	89,62	62
18	477	Debbas Karim	DEBBAS Karim	LIB		20	+49.517	50.430	89,66	61
19	482	De Vecchi Gilberto	DE VECCHI Stefano	ITA		18	+2 Laps	49.949	90,52	60
20	481	Renda Mostorsport SAS	PROSPERI Enrico	ITA		8	+12 Laps	49.809	90,77	59
21	478	Le Castellet Kart Racing	BOISSEAUX Charles-Eric	FRA		4	+16 Laps	52.282	86,48	58
22	415	Sarfati Bernard	SARFATI Jean-Noël	FRA		2	+18 Laps	52.843	85,56	57

Meilleur tour / Best lap: 483 POLLINI Renda - 49.048

### Absent sur la grille / DNSs

422	Melas Riccardo	MELAS Riccardo	ITA	
-----	----------------	----------------	-----	--

### Exclus de la manifestation / Excluded from the event

402	BRM Racing Srl	TELLONE Pasquale	ITA	
461	Giomarelli	GIOMARELLI Luca	ITA	

N° 461 Exclusion du meeting / Exclusion from the meeting : Pilote agressif / Aggressive pilot : Bagarre à l'arrivée Rapport n° 44

N° 402 Exclusion du meeting / Exclusion from the meeting : Pilote agressif / Aggressive pilot : Bagarre à l'arrivée Rapport n° 48

Sous réserve du contrôle technique ou de fait sportif

Le Chronométrage

Affiché à

Le Président du Collège

## X30 Super Shiffter

### (Shi) Race 2

#### Historique / Records

Tour	Secteur 1	Secteur 2	Secteur 3	Temps
Lap	Sector 1	Sector 2	Sector 3	Time

#### 401 VIGANO Matteo

		15.317	22.358	
	19.728	16.075	39.984	
START				
	20.691	14.655	1:03.987	
1	19.333	13.061	19.240	51.634
2	17.874	13.053	19.223	50.150
3	17.682	12.941	19.227	49.850
4	17.628	12.949	19.076	49.653
5	17.559	12.872	18.984	49.415
6	17.503	12.882	19.423	49.808
7	17.970	13.112	19.062	50.144
8	17.517	12.932	19.076	49.525
9	17.457	12.899	19.022	49.378
10	17.383	12.901	18.997	49.281
11	17.483	12.905	18.986	49.374
12	17.450	12.868	18.977	49.295
13	17.437	12.881	19.003	49.321
14	17.392	12.895	18.946	49.233
15	17.378	12.853	18.928	49.159
16	17.476	12.895	18.993	49.364
17	17.401	12.851	18.962	49.214
18	17.410	12.781	18.914	49.105
19	17.387	12.807	18.977	49.171
FINISH				
20	17.437	12.797	18.930	49.164

#### 402 TELLONE Pasquale

		16.542	20.867	
	18.868	17.328	57.153	
START				
	21.470	14.958	58.865	
1	20.077	13.855	20.453	54.385
2	18.286	13.290	19.330	50.906
3	17.643	12.984	19.008	49.635
4	17.532	12.932	19.050	49.514
5	17.634	12.997	18.924	49.555
6	17.517	12.985	19.230	49.732
7	17.518	13.005	19.112	49.635

Tour	Secteur 1	Secteur 2	Secteur 3	Temps
Lap	Sector 1	Sector 2	Sector 3	Time

8	17.880	13.566	20.993	52.439
9	18.058			50.030
10	17.406	12.900	19.050	49.356
11	17.413	13.457	19.029	49.899
12	17.552	13.017	19.016	49.585
13	17.482	12.930	19.002	49.414
14	17.526	12.935	18.983	49.444
15	17.736	14.603	19.297	51.636
16	17.531	12.960	18.984	49.475
17	17.529	12.926	18.987	49.442
18	17.430	12.920	18.983	49.333
19	17.433	13.015	19.034	49.482
FINISH				
20	17.463	12.862	18.994	49.319

#### 405 BOURGEOIS Pierre

		16.128	21.174	
	19.165	17.652	57.412	
START				
	20.461	15.368	59.922	
1	20.414	13.629	20.614	54.657
2	18.460	13.894	19.588	51.942
3	17.742	13.011	19.163	49.916
4	17.609	12.976	19.207	49.792
5	17.996	13.481	19.307	50.784
6	17.635	12.990	19.151	49.776
7	17.462	13.045	19.477	49.984
8	17.967	13.052	19.151	50.170
9	17.557			49.854
10	17.691	13.070	19.144	49.905
11	17.950	13.119	19.185	50.254
12	17.607	13.161	19.113	49.881
13	17.550	13.026	19.110	49.686
14	17.664	12.935	19.151	49.750
15	17.597	12.988	19.175	49.760
16	17.519	13.100	19.206	49.825
17	17.514	13.045	19.134	49.693
18	17.649	12.998	19.122	49.769
19	17.551	13.013	19.191	49.755
FINISH				
20	17.642	13.069	19.168	49.879

X 30 CHALLENGE EUROPA 2016

X30 Super Shifter

(Shi) Race 2

Historique / Records

Tour	Secteur 1	Secteur 2	Secteur 3	Temps
Lap	Sector 1	Sector 2	Sector 3	Time

**408 FUCHS Julian**

		15.232	21.613	
	20.425	16.104	1:01.273	
	START			
	20.223	15.149	1:01.957	
1	20.539	13.972	20.223	54.734
2	18.174	13.274	19.679	51.127
3	18.056	13.563	19.327	50.946
4	17.799	12.999	19.292	50.090
5	18.011	13.570	19.532	51.113
6	18.155	13.037	19.468	50.660
7	17.702	13.017	19.291	50.010
8	17.737	13.048	19.409	50.194
9	17.667			50.003
10	17.634	13.049	19.279	49.962
11	17.680	13.054	19.351	50.085
12	17.612	12.991	19.233	49.836
13	17.479	12.981	19.266	49.726
14	17.591	13.054	19.338	49.983
15	17.655	12.931	19.284	49.870
16	17.736	13.006	19.242	49.984
17	17.635	13.023	19.318	49.976
18	17.606	12.988	19.261	49.855
19	17.602	13.021	19.267	49.890
	FINISH			
20	17.583	13.059	19.350	49.992

**411 TILLOCA Luca**

		15.713	22.535	
	20.472	15.564	1:01.984	
	START			
	20.196	14.858	1:03.684	
1	22.031	13.768	20.064	55.863
2	18.281	13.163	19.187	50.631
3	17.624	12.955	19.117	49.696
4	17.672	12.952	19.075	49.699
5	17.636	12.913	18.984	49.533
6	17.550	12.981	18.985	49.516
7	17.548	12.991	19.055	49.594

Tour	Secteur 1	Secteur 2	Secteur 3	Temps
Lap	Sector 1	Sector 2	Sector 3	Time

8	17.835	12.920	19.034	49.789
9	17.529	12.875	19.104	49.508
10	17.412	12.912	19.013	49.337
11	17.408	12.891	19.062	49.361
12	17.409	12.878	19.049	49.336
13	17.756	12.922	19.132	49.810
14	17.517	12.968	19.167	49.652
15	17.568	12.993	18.905	49.466
16	17.460	12.894	19.013	49.367
17	17.515	12.882	18.994	49.391
18	17.512	12.993	18.939	49.444
19	17.417	12.935	18.998	49.350
	FINISH			
20	17.429	12.970	19.070	49.469

**412 SOUSA Yohan**

		14.967	22.021	
	20.587	15.387	1:00.893	
	START			
	20.324	15.046	1:03.288	
1	19.318	13.188	19.445	51.951
2	17.868	13.026	19.396	50.290
3	17.764	13.110	19.295	50.169
4	17.795	13.104	19.207	50.106
5	17.644	12.972	19.202	49.818
6	17.632	12.996	19.166	49.794
7	17.573	13.069	19.225	49.867
8	17.613	12.975	19.205	49.793
9	17.570	12.990	19.179	49.739
10	17.582	12.911	19.226	49.719
11	17.523	12.958	19.224	49.705
12	17.506	12.963	19.199	49.668
13	17.540	13.002	19.172	49.714
14	17.554	13.025	19.087	49.666
15	17.548	12.937	19.139	49.624
16	17.469	13.014	19.162	49.645
17	17.562	12.949	19.120	49.631
18	17.555	12.978	19.159	49.692
19	17.488	12.974	19.021	49.483
	FINISH			
20	17.472	12.955	19.212	49.639



X 30 CHALLENGE EUROPA 2016

X30 Super Shifter

(Shi) Race 2

Historique / Records

Tour	Secteur 1	Secteur 2	Secteur 3	Temps
Lap	Sector 1	Sector 2	Sector 3	Time
<b>414 MAASSAD Karl</b>				
		15.284	20.973	
	19.680	15.903	1:00.902	
START				
	20.586	15.107	1:00.848	
1	19.353	13.394	19.607	52.354
2	18.046	13.138	19.383	50.567
3	17.734	13.058	19.365	50.157
4	17.723	13.120	19.234	50.077
5	17.704	12.931	19.138	49.773
6	17.551	13.033	19.170	49.754
7	17.755	13.718	19.455	50.928
8	18.291	14.397	19.627	52.315
9	17.729			49.954
10	17.575	13.024	19.182	49.781
11	17.565	13.358	19.028	49.951
12	17.602	12.974	19.000	49.576
13	17.526	13.525	19.227	50.278
14	17.600	12.969	19.007	49.576
15	17.625	13.141	19.037	49.803
16	17.537	13.048	19.038	49.623
17	17.573	12.982	19.071	49.626
18	17.513	12.956	18.870	49.339
19	17.516	12.912	18.974	49.402
FINISH				
20	17.535	12.946	19.062	49.543

**415 SARFATI Jean-Noël**

		16.180	21.042	
	19.160	17.740	57.104	
START				
	20.881	15.400	59.718	
1	23.840	13.344	19.403	56.587
2	17.960	13.397	21.486	52.843
FINISH				

**418 DI PIETRO Andrea**

	14.830	21.423		
--	--------	--------	--	--

Tour	Secteur 1	Secteur 2	Secteur 3	Temps
Lap	Sector 1	Sector 2	Sector 3	Time
	20.349	16.193	1:00.651	
START				
	19.952	15.272	1:01.980	
1	20.574	13.392	19.496	53.462
2	17.971	13.032	19.276	50.279
3	17.758	13.114	19.127	49.999
4	17.644	13.115	19.162	49.921
5	17.592	12.983	19.172	49.747
6	17.535	12.929	19.132	49.596
7	17.622	13.151	19.244	50.017
8	17.540	12.966	19.168	49.674
9	17.503	12.943	19.039	49.485
10	17.498	12.985	19.135	49.618
11	17.429	12.950	19.145	49.524
12	17.457	12.981	19.170	49.608
13	17.548	12.978	19.093	49.619
14	17.563	12.947	19.138	49.648
15	17.724	13.017	19.274	50.015
16	17.584	13.038	19.083	49.705
17	17.501	12.964	19.171	49.636
18	17.490	12.967	19.094	49.551
19	17.508	12.993	19.096	49.597
FINISH				
20	17.466	12.996	19.140	49.602

**423 LEPERT Sébastien**

		15.505	21.534	
	19.709	15.695	59.117	
START				
	20.674	15.176	1:00.970	
1	20.393	13.592	20.004	53.989
2	19.021	13.873	20.218	53.112
3	18.228	13.809	20.085	52.122
4	18.057	13.257	19.687	51.001
5	17.950	13.208	19.729	50.887
6	17.845	13.178	19.455	50.478
7	17.924	13.267	19.617	50.808
8	17.983	13.108	19.566	50.657
9	17.846	13.134	19.524	50.504
10	17.835	13.144	19.484	50.463
11	17.870	13.080	19.736	50.686

X 30 CHALLENGE EUROPA 2016

X30 Super Shifter

(Shi) Race 2

Historique / Records

Tour	Secteur 1	Secteur 2	Secteur 3	Temps
Lap	Sector 1	Sector 2	Sector 3	Time
12	17.913	13.123	19.472	50.508
13	<b>17.822</b>	13.163	<b>19.319</b>	<b>50.304</b>
14	17.869	13.201	19.497	50.567
15	17.952	13.152	19.385	50.489
16	17.827	13.142	19.517	50.486
17	17.838	13.295	19.381	50.514
18	<b>17.702</b>	<b>13.036</b>	<b>19.315</b>	<b>50.053</b>
19	17.816	13.129	19.374	50.319
FINISH				
20	<b>17.680</b>	13.119	19.570	50.369

**424 GARCIA SANCHEZ Eduardo**

		<b>15.173</b>	<b>21.854</b>	
	<b>20.536</b>	15.700	1:01.954	
START				
	<b>19.806</b>	<b>14.929</b>	1:02.419	
1	33.952	<b>13.491</b>	<b>19.699</b>	<b>1:07.142</b>
2	<b>18.115</b>	<b>13.328</b>	<b>19.692</b>	<b>51.135</b>
3	18.147	<b>13.257</b>	<b>19.626</b>	<b>51.030</b>
4	<b>17.962</b>	<b>13.088</b>	<b>19.432</b>	<b>50.482</b>
5	<b>17.807</b>	13.113	<b>19.218</b>	<b>50.138</b>
6	<b>17.687</b>	<b>13.045</b>	19.287	<b>50.019</b>
7	17.737	13.093	19.473	50.303
8	17.785	<b>12.985</b>	19.333	50.103
9	<b>17.632</b>	13.084	19.541	50.257
10	17.674	13.031	19.340	50.045
11	17.650	13.158	19.489	50.297
12	17.724	13.090	19.392	50.206
13	17.760	13.042	19.249	50.051
14	<b>17.586</b>	13.005	19.252	<b>49.843</b>
15	17.739	13.037	19.426	50.202
16	17.633	13.059	19.299	49.991
17	17.628	13.055	19.258	49.941
18	17.596	12.998	19.294	49.888
19	<b>17.556</b>	12.986	19.243	<b>49.785</b>
FINISH				
20	17.578	<b>12.982</b>	19.276	49.836

**425 ALLEN Scott**

	<b>15.240</b>	<b>22.013</b>		
--	---------------	---------------	--	--

Tour	Secteur 1	Secteur 2	Secteur 3	Temps
Lap	Sector 1	Sector 2	Sector 3	Time
	<b>20.496</b>	15.645	1:00.072	
START				
	20.691	15.257	1:02.798	
1	<b>19.447</b>	<b>13.234</b>	<b>19.415</b>	<b>52.096</b>
2	<b>17.835</b>	<b>13.161</b>	<b>19.323</b>	<b>50.319</b>
3	<b>17.665</b>	<b>13.097</b>	<b>19.288</b>	<b>50.050</b>
4	17.668	<b>13.057</b>	19.343	50.068
5	17.690	<b>13.014</b>	<b>19.261</b>	<b>49.965</b>
6	17.668	13.021	<b>19.152</b>	<b>49.841</b>
7	<b>17.608</b>	13.054	19.219	49.881
8	17.671	13.037	19.180	49.888
9	17.651	13.038	<b>19.142</b>	<b>49.831</b>
10	<b>17.531</b>	<b>12.999</b>	19.198	<b>49.728</b>
11	17.550	<b>12.991</b>	19.152	<b>49.693</b>
12	17.586	13.025	<b>19.127</b>	49.738
13	<b>17.526</b>	13.016	<b>19.120</b>	<b>49.662</b>
14	17.531	<b>12.982</b>	19.262	49.775
15	18.280	<b>12.977</b>	19.124	50.381
16	17.614	<b>12.941</b>	19.149	49.704
17	<b>17.501</b>	<b>12.923</b>	<b>19.111</b>	<b>49.535</b>
18	17.599	12.978	<b>19.080</b>	49.657
19	17.594	12.936	<b>19.076</b>	49.606
FINISH				
20	17.594	12.951	<b>19.045</b>	49.590

**427 MIZZONI Mirko**

		<b>15.239</b>	<b>20.752</b>	
	<b>20.056</b>	16.668	1:00.051	
START				
	20.339	<b>15.232</b>	1:01.933	
1	21.225	<b>13.489</b>	<b>20.372</b>	<b>55.086</b>
2	<b>18.474</b>	14.017	<b>19.838</b>	<b>52.329</b>
3	<b>18.401</b>	13.622	<b>19.465</b>	<b>51.488</b>
4	<b>17.583</b>	<b>12.976</b>	<b>19.104</b>	<b>49.663</b>
5	<b>17.446</b>	<b>12.906</b>	19.105	<b>49.457</b>
6	17.704	12.964	<b>19.077</b>	49.745
7	17.465	12.928	19.145	49.538
8	17.659	12.909	19.107	49.675
9	17.659			50.144
10	17.462	12.926	19.106	49.494
11	17.581	13.124	<b>19.060</b>	49.765

X 30 CHALLENGE EUROPA 2016

X30 Super Shifter

(Shi) Race 2

Historique / Records

Tour	Secteur 1	Secteur 2	Secteur 3	Temps
Lap	Sector 1	Sector 2	Sector 3	Time
12	17.423	12.896	19.028	49.347
13	17.539	12.904	19.170	49.613
14	17.484	13.002	19.006	49.492
15	17.505	13.493	19.175	50.173
16	17.488	12.905	19.023	49.416
17	17.508	12.925	19.062	49.495
18	17.491	12.918	19.071	49.480
19	17.483	12.857	19.026	49.366
FINISH				
20	17.441	12.963	19.136	49.540

**437 PIIRIMAGI Sten**

		14.981	21.912	
	20.225	15.604	1:01.853	
START				
	20.349	15.307	1:02.813	
1	19.792	13.437	19.723	52.952
2	18.731	13.237	19.689	51.657
3	17.955	13.097	19.348	50.400
4	17.833	13.031	19.303	50.167
5	17.687	13.032	19.145	49.864
6	17.528	12.946	19.102	49.576
7	17.929	13.238	19.237	50.404
8	17.801	13.263	20.183	51.247
9	17.541	13.025	19.196	49.762
10	17.497	13.023	19.124	49.644
11	17.604	13.013	19.113	49.730
12	17.586	13.009	19.147	49.742
13	17.533	12.972	19.219	49.724
14	17.537	13.049	19.120	49.706
15	17.668	12.959	19.188	49.815
16	17.553	13.038	19.131	49.722
17	17.619	12.984	19.117	49.720
18	17.536	12.959	19.121	49.616
19	17.530	12.992	19.088	49.610
FINISH				
20	17.484	13.002	19.252	49.738

**448 LAPINA Lorenzo**

15.080 21.714

Tour	Secteur 1	Secteur 2	Secteur 3	Temps
Lap	Sector 1	Sector 2	Sector 3	Time
	21.243	15.633	1:00.125	
START				
	20.311	15.061	1:03.711	
1	19.135	13.039	19.149	51.323
2	17.818	13.053	19.196	50.067
3	17.716	12.931	19.096	49.743
4	17.637	12.943	19.027	49.607
5	17.568	12.912	19.009	49.489
6	17.503	12.890	19.145	49.538
7	17.865	13.472	19.720	51.057
8	17.792	12.894	18.879	49.565
9	17.511	12.831	18.894	49.236
10	17.461	12.897	18.891	49.249
11	17.415	12.914	18.906	49.235
12	17.401	12.826	18.907	49.134
13	17.383	12.880	18.922	49.185
14	17.431	12.843	18.917	49.191
15	17.566	12.868	18.865	49.299
16	17.438	12.864	18.985	49.287
17	17.408	12.855	18.822	49.085
18	17.418	12.862	18.939	49.219
19	17.394	12.853	18.863	49.110
FINISH				
20	17.460	12.800	18.919	49.179

**450 DELRE Thierry**

		14.975	21.875	
	20.556	15.863	1:00.645	
START				
	19.856	15.837	1:02.338	
1	19.646	13.360	19.819	52.825
2	18.288	13.146	19.562	50.996
3	18.177	13.029	19.449	50.655
4	18.194	13.046	19.433	50.673
5	18.360	13.117	19.591	51.068
6	17.724	13.096	19.344	50.164
7	17.722	13.084	19.318	50.124
8	17.675	13.098	19.524	50.297
9	18.226			50.823
10	17.770	12.975	19.297	50.042
11	17.968	13.042	19.223	50.233

X 30 CHALLENGE EUROPA 2016

X30 Super Shifter

(Shi) Race 2

Historique / Records

Tour	Secteur 1	Secteur 2	Secteur 3	Temps
Lap	Sector 1	Sector 2	Sector 3	Time
12	17.600	12.980	19.223	49.803
13	17.522	13.005	19.211	49.738
14	17.540	12.899	19.183	49.622
15	17.604	13.006	19.213	49.823
16	17.522	12.883	19.154	49.559
17	17.656	12.906	19.159	49.721
18	17.556	12.904	19.155	49.615
19	17.513	12.932	19.244	49.689
FINISH				
20	17.513	12.891	19.182	49.586

**461 GIOMARELLI Luca**

		15.184	21.285	
	19.456	16.235	59.744	
START				
	20.937	15.084	1:00.989	
1	21.449	13.434	20.012	54.895
2	18.428	13.293	19.368	51.089
3	17.767	13.252	19.135	50.154
4	17.568	12.909	19.077	49.554
5	17.642	12.977	19.172	49.791
6	17.540	12.931	19.029	49.500
7	17.471	12.876	19.058	49.405
8	17.601	13.936	19.413	50.950
9	17.619	12.986	19.305	49.910
10	17.578	12.941	19.088	49.607
11	17.569	13.035	19.112	49.716
12	17.572	12.989	19.207	49.768
13	17.533	12.922	19.242	49.697
14	17.652	12.914	19.122	49.688
15	17.823	15.636	20.914	54.373
16	21.048	13.222	19.497	53.767
17	17.848	13.208	19.417	50.473
18	17.715	13.055	19.288	50.058
19	17.929	13.165	19.667	50.761
FINISH				
20	17.850	13.020	19.409	50.279

**477 DEBBAS Karim**

	15.690	21.472		
--	--------	--------	--	--

Tour	Secteur 1	Secteur 2	Secteur 3	Temps
Lap	Sector 1	Sector 2	Sector 3	Time
	19.287	16.385	59.090	
START				
	20.540	15.306	1:00.152	
1	22.890	13.595	19.910	56.395
2	18.188	14.018	20.921	53.127
3	32.669	13.332	19.838	1:05.839
4	17.998	13.301	19.659	50.958
5	18.026	13.279	20.041	51.346
6	17.960	13.240	19.587	50.787
7	17.920	13.236	19.706	50.862
8	18.004	13.263	19.648	50.915
9	17.842	13.185	19.551	50.578
10	17.823	13.261	19.564	50.648
11	17.863	13.276	19.683	50.822
12	17.874	13.213	19.615	50.702
13	17.807	13.312	19.558	50.677
14	17.804	13.196	19.587	50.587
15	17.870	13.245	19.424	50.539
16	17.752	13.240	19.582	50.574
17	17.776	13.182	19.472	50.430
18	17.792	13.306	19.405	50.503
19	17.826	13.211	19.837	50.874
FINISH				
20	18.026	13.360	19.623	51.009

**478 BOISSEAUX Charles-Eric**

		16.333	21.190	
	19.133	18.089	56.695	
START				
	22.156	14.457	58.937	
1	21.267	13.409	19.957	54.633
2	18.444	14.338	21.792	54.574
3	19.229	13.413	19.640	52.282
4	22.353	19.673	21.054	1:03.080
FINISH				

**479 BURAN Alessandro**

	17.637	20.804		
	18.105	17.913	54.706	

X 30 CHALLENGE EUROPA 2016

X30 Super Shifter

(Shi) Race 2

Historique / Records

Tour	Secteur 1	Secteur 2	Secteur 3	Temps
Lap	Sector 1	Sector 2	Sector 3	Time
START				
	21.537	18.242	55.751	
1	21.538	<b>13.433</b>	<b>19.804</b>	<b>54.775</b>
2	<b>17.965</b>	14.030	<b>19.699</b>	<b>51.694</b>
3	18.157	<b>13.225</b>	<b>19.297</b>	<b>50.679</b>
4	<b>17.729</b>	<b>12.987</b>	<b>19.171</b>	<b>49.887</b>
5	<b>17.609</b>	<b>12.925</b>	19.190	<b>49.724</b>
6	17.646	<b>12.915</b>	<b>19.140</b>	<b>49.701</b>
7	<b>17.512</b>	12.938	19.172	<b>49.622</b>
8	17.592	12.975	19.140	49.707
9	17.747			50.025
10	17.605	12.948	<b>19.116</b>	49.669
11	17.616	13.392	19.164	50.172
12	17.521	12.921	19.141	<b>49.583</b>
13	<b>17.511</b>	12.966	19.171	49.648
14	<b>17.487</b>	<b>12.890</b>	<b>19.102</b>	<b>49.479</b>
15	17.635	13.284	19.402	50.321
16	17.615	12.944	19.148	49.707
17	17.546	12.956	19.153	49.655
18	17.555	12.997	19.146	49.698
19	17.535	12.919	19.126	49.580
FINISH				
20	17.521	12.941	19.117	49.579

**480 VALENTI Marco**

		<b>16.082</b>	<b>21.164</b>	
	<b>19.154</b>	17.563	1:16.435	
START				
	19.415	<b>13.530</b>	45.247	
1	23.728	13.684	<b>19.988</b>	<b>57.400</b>
2	<b>18.258</b>	<b>13.471</b>	<b>19.760</b>	<b>51.489</b>
3	18.423	<b>13.403</b>	<b>19.751</b>	51.577
4	<b>18.094</b>	13.634	19.827	51.555
5	<b>18.030</b>	<b>13.248</b>	<b>19.546</b>	<b>50.824</b>
6	<b>18.013</b>	13.282	19.609	50.904
7	<b>17.860</b>	13.311	19.706	50.877
8	18.079	13.305	19.774	51.158
9	18.004	<b>13.246</b>	19.565	<b>50.815</b>
10	18.005	13.362	19.573	50.940
11	17.963	13.375	<b>19.443</b>	<b>50.781</b>
12	18.009	13.603	19.928	51.540

Tour	Secteur 1	Secteur 2	Secteur 3	Temps
Lap	Sector 1	Sector 2	Sector 3	Time
13	17.958	13.466	19.714	51.138
14	17.926	<b>13.230</b>	<b>19.392</b>	<b>50.548</b>
15	<b>17.703</b>	<b>13.193</b>	19.557	<b>50.453</b>
16	17.990	13.345	19.628	50.963
17	17.894	13.305	19.452	50.651
18	17.979	13.223	19.524	50.726
19	17.828	13.278	19.526	50.632
FINISH				
20	17.888	13.430	19.513	50.831

**481 PROSPERI Enrico**

		<b>15.243</b>	<b>21.732</b>	
	<b>20.489</b>	15.812	1:01.563	
START				
	<b>20.270</b>	<b>14.697</b>	1:02.754	
1	23.745	<b>13.426</b>	<b>19.672</b>	<b>56.843</b>
2	<b>18.310</b>	1:12.169	19.887	1:50.366
3	<b>18.166</b>	<b>13.205</b>	<b>19.385</b>	<b>50.756</b>
4	<b>17.794</b>	<b>13.050</b>	<b>19.218</b>	<b>50.062</b>
5	<b>17.659</b>	<b>13.018</b>	<b>19.132</b>	<b>49.809</b>
6	17.701	<b>12.969</b>	19.207	49.877
7	17.674	13.013	19.237	49.924
8	<b>17.587</b>	13.051	19.184	49.822
FINISH				

**482 DE VECCHI Stefano**

		<b>15.455</b>	<b>21.459</b>	
	<b>19.161</b>	15.892	59.955	
START				
	21.250	<b>14.980</b>	1:00.227	
1	22.352	<b>13.561</b>	<b>19.771</b>	<b>55.684</b>
2	<b>18.613</b>	14.169	42.377	1:15.159
3	<b>18.294</b>	<b>13.429</b>	19.812	<b>51.535</b>
4	<b>18.189</b>	<b>13.329</b>	<b>19.518</b>	<b>51.036</b>
5	<b>17.969</b>	<b>13.287</b>	<b>19.434</b>	<b>50.690</b>
6	<b>17.935</b>	13.298	19.549	50.782
7	<b>17.824</b>	<b>13.204</b>	19.554	<b>50.582</b>
8	<b>17.810</b>	13.258	<b>19.424</b>	<b>50.492</b>
9	<b>17.765</b>	<b>13.133</b>	<b>19.356</b>	<b>50.254</b>

X 30 CHALLENGE EUROPA 2016

X30 Super Shifter

(Shi) Race 2

Historique / Records

Tour	Secteur 1	Secteur 2	Secteur 3	Temps
Lap	Sector 1	Sector 2	Sector 3	Time
10	17.800	13.126	19.338	50.264
11	17.762	13.204	19.291	50.257
12	17.760	13.218	19.308	50.286
13	17.774	13.227	19.244	50.245
14	17.666	13.049	19.234	49.949
15	17.652	13.073	19.317	50.042
16	17.727	13.156	19.297	50.180
17	17.788	13.090	19.232	50.110
18	17.660	13.079	19.266	50.005
FINISH				

483 POLLINI Renda

		15.550	22.154	
	19.903	16.070	1:02.376	
START				
	19.959	15.768	1:03.560	
1	19.502	13.044	19.238	51.784
2	17.851	12.982	19.265	50.098
3	17.671	13.030	19.412	50.113
4	17.605	12.992	18.980	49.577
5	17.564	12.966	19.096	49.626
6	17.530	12.874	19.001	49.405
7	18.020	13.213	19.665	50.898
8	18.038	12.922	18.895	49.855
9	17.447	12.820	18.905	49.172
10	17.504	12.853	18.858	49.215
11	17.429	12.850	18.934	49.213
12	17.462	12.891	18.903	49.256
13	17.398	12.847	18.803	49.048
14	17.445	12.878	18.929	49.252
15	17.450	12.929	18.867	49.246
16	17.406	12.958	18.923	49.287
17	17.454	12.870	18.885	49.209
18	17.380	12.900	18.882	49.162
19	17.487	12.883	18.901	49.271
FINISH				
20	17.464	12.852	19.000	49.316



## X30 Super Shiffter (Shi) Race 2 Tour par tour / Lap by lap

Grille / Grid	401	483	411	448	437	412	481	425	424	450	408	418	427	414	461	482	423	477	480	422	415	405	402	478	479
---------------	-----	-----	-----	-----	-----	-----	-----	-----	-----	-----	-----	-----	-----	-----	-----	-----	-----	-----	-----	-----	-----	-----	-----	-----	-----

	1.	2.	3.	4.	5.	6.	7.	8.	9.	10.	11.	12.	13.	14.	15.	16.	17.	18.	19.	20.	21.	22.	23.	24.	25.
Départ / Start	401	483	448	412	411	437	425	481	424	450	418	414	408	482	461	427	423	402	477	405	478	415	479	480	
Tour / Lap 1	401	483	448	412	425	437	414	450	418	423	408	411	402	461	405	427	478	482	479	481	477	415	480	424	
Tour / Lap 2	401	483	448	412	425	414	450	418	437	411	408	402	461	405	423	427	479	478	477	415	480	424	482	481	
Tour / Lap 3	401	448	483	412	425	414	418	450	437	411	402	461	408	405	479	427	423	480	478	424	477	482	481		
Tour / Lap 4	401	448	483	412	425	414	418	437	450	411	402	461	408	405	479	427	423	480	424	478	477	482	481		
Tour / Lap 5	401	448	483	412	425	414	418	437	411	402	461	450	405	408	479	427	423	480	424	477	482	481			
Tour / Lap 6	448	401	483	412	425	414	418	437	411	402	461	450	405	479	427	408	423	480	424	477	482	481			
Tour / Lap 7	401	448	483	412	425	418	414	411	402	437	461	450	479	405	427	408	423	480	424	477	482	481			
Tour / Lap 8	401	448	483	412	425	418	411	437	461	414	402	450	479	427	405	408	423	480	424	477	482	481			
Tour / Lap 9	401	448	483	412	425	418	411	437	461	414	402	479	450	427	405	408	423	480	424	477	482				
Tour / Lap 10	401	448	483	412	425	418	411	437	461	414	402	479	427	450	405	408	423	480	424	477	482				
Tour / Lap 11	401	448	483	412	425	418	411	437	461	414	402	427	479	450	405	408	423	480	424	477	482				
Tour / Lap 12	401	448	483	412	425	418	411	437	461	414	402	427	479	450	405	408	423	424	480	477	482				
Tour / Lap 13	401	448	483	412	425	418	411	437	461	402	414	427	479	450	405	408	423	424	480	477	482				
Tour / Lap 14	401	448	483	412	425	418	411	437	461	402	414	427	479	450	405	408	423	424	480	477	482				
Tour / Lap 15	401	448	483	412	411	418	425	437	414	427	402	479	450	405	408	461	423	424	480	477	482				
Tour / Lap 16	401	448	483	412	411	418	425	437	414	427	402	479	450	405	408	461	423	424	480	477	482				
Tour / Lap 17	401	448	483	412	411	418	425	437	414	427	402	479	450	405	408	461	423	424	480	477	482				
Tour / Lap 18	401	448	483	412	411	418	425	437	414	427	402	479	450	405	408	461	423	424	480	477	482				
Tour / Lap 19	401	448	483	412	411	418	425	437	414	427	402	479	450	405	408	461	423	424	480	477					
Tour / Lap 20	401	448	483	412	411	418	425	437	414	427	402	479	450	405	408	461	423	424	480	477					