



































X30 Senior

Classement final Course A / Final classification Classification Race A

Cl	N°	Concurrent	Pilote	Nat	Nat	R2	R4	Points
Rnk	No.	Entrant	Driver					
1	102	Sodi Kart	FRAÏSSE Vincent	FRA		88	88	176
2	132	PF International	HODGSON Oliver	GBR		83	83	166
3	114	KBK Compétition	BARBARIN Guillaume	FRA		79	74	153
4	111	S8 Racing	WILSON Euan	GBR		72	76	148
5	168	RK Compétition	BONNETTO Romain	FRA		70	73	143
6	172	Fusion Motorsport	ROBINSON Saul Ryker	GBR		63	79	142
7	131	Team NKS	PAUL Maximilian	GER		71	71	142
8	170	LTP Competicion	LEON Carlos	SPA		73	69	142
9	220	Pinto Eduardo	PINTO Diogo	POR		69	70	139
10	128	Vital Motorsport	ELLIS Hugo	GBR		76	61	137
11	137	VDK Racing	RIQUET Clément	FRA		68	63	131
12	157	Braun Racing	COUT Anthony	FRA		65	64	129
13	136	Eurokarting	CHANY Christopher	FRA		61	66	127
14	239	GTS Karting	SALVATORE Benjamin	FRA		67	58	125
15	174	Kart Runner	GIBIER Sébastien	FRA		57	67	124
16	140	Motor's	CERIBELLA Anthony	FRA		55	68	123
17	116	D. Racing	GARCIA Sylver	FRA		64	59	123
18	150	VDK Racing	BAUDOT Geoffrey	FRA		74	47	121
19	142	Russo Vittorio Maria	RUSSO Vittorio Maria	ITA		48	72	120
20	107	Top-Kart Germany	STEFFEN Simon	GER		58	60	118
21	121	Kart Shop 67	THOMASSIN Bryan	FRA		51	65	116
22	242	Tenorio octavio	TENORIO Kevin	SPA		53	62	115
23	217	PDB Racing Team	GRINWIS Rowan	NED		59	56	115
24	215	JRK	LOUSSIER Paul	FRA		66	48	114
25	221	Nascher Patrick	NÄSCHER Patrick	LIE		62	51	113
26	194	LM Karting	VIAN Jason	FRA		60	52	112
27	216	Baiguini Massimo	BAIGUINI Ivan	ITA		56	55	111
28	273	LTP Compétition	VAN DER LAAN Mauricio	SPA		54	54	108
29	129	Idéal Kart	BEAUMANN David	FRA		46	57	103
30	120	Kart Runner	ANCHER Brian	FRA		49	53	102
31	149	Litchfield Motorsport	THOMPSON Joshua	GBR		52	46	98
32	205	Marion Aurélien	MARION Aurélien	FRA		47	49	96
33	263	Di Cori Massimo	DI CORI Alessandro	ITA		45	50	95
34	106	CV-Racing Team by HTTP	VON DANWITZ Hendrick	GER		50	-	50

Le Chronométrage



Affiché à

Le Président du Collège

Cl Rnk	N° No.	Concurrent Entrant	Pilote Driver	Nat	Nat	Tours Laps	Ecart Gap	M.Tour B.Lap	Vitesse Speed	Pénalité Penalty	Points
1	102	Sodi Kart	FRAÏSSE Vincent	FRA		20		50.844	88,93		88
2	132	PF International	HODGSON Oliver	GBR		20	+0.274	51.000	88,65		83
3	114	KBK Compétition	BARBARIN Guillaume	FRA		20	+0.505	51.023	88,61		79
4	128	Vital Motorsport	ELLIS Hugo	GBR		20	+6.220	51.164	88,37		76
5	150	VDK Racing	BAUDOT Geoffrey	FRA		20	+7.087	50.874	88,87		74
6	170	LTP Competicion	LEON Carlos	SPA		20	+7.088	51.133	88,42		73
7	111	S8 Racing	WILSON Euan	GBR		20	+7.283	51.153	88,39		72
8	131	Team NKS	PAUL Maximilian	GER		20	+7.564	51.165	88,37		71
9	168	RK Compétition	BONNETTO Romain	FRA		20	+7.711	51.089	88,50		70
10	220	Pinto Eduardo	PINTO Diogo	POR		20	+7.881	51.156	88,38		69
11	137	VDK Racing	RIQUET Clément	FRA		20	+9.404	51.006	88,64		68
12	239	GTS Karting	SALVATORE Benjamin	FRA		20	+10.213	51.124	88,44		67
13	215	JRK	LOUSSIER Paul	FRA		20	+11.094	50.930	88,78		66
14	157	Braun Racing	COUT Anthony	FRA		20	+11.246	51.207	88,30		65
15	116	D. Racing	GARCIA Sylver	FRA		20	+11.355	51.145	88,40		64
16	172	Fusion Motorsport	ROBINSON Saul Ryker	GBR		20	+12.150	51.422	87,93		63
17	221	Nascher Patrick	NÄSCHER Patrick	LIE		20	+13.373	51.085	88,51		62
18	136	Eurokarting	CHANY Christopher	FRA		20	+13.923	51.076	88,52		61
19	194	LM Karting	VIAN Jason	FRA		20	+14.288	51.341	88,06		60
20	217	PDB Racing Team	GRINWIS Rowan	NED		20	+15.861	51.332	88,08		59
21	107	Top-Kart Germany	STEFFEN Simon	GER		20	+15.928	51.162	88,37		58
22	174	Kart Runner	GIBIER Sébastien	FRA		20	+16.207	51.258	88,21		57
23	216	Baiguini Massimo	BAIGUINI Ivan	ITA		20	+16.870	51.511	87,77		56
24	140	Motor's	CERIBELLA Anthony	FRA		20	+16.988	51.146	88,40		55
25	273	LTP Compétition	VAN DER LAAN Mauricio	SPA		20	+20.882	51.026	88,61	+10.000	54
26	242	Tenorio octavio	TENORIO Kevin	SPA		20	+21.333	51.546	87,71		53
27	149	Litchfield Motorsport	THOMPSON Joshua	GBR		20	+21.650	51.526	87,75		52
28	121	Kart Shop 67	THOMASSIN Bryan	FRA		20	+21.722	51.371	88,01		51
29	106	CV-Racing Team by HTTP	VON DANWITZ Hendrick	GER		20	+22.354	51.503	87,79		50
30	120	Kart Runner	ANCHER Brian	FRA		20	+22.718	51.589	87,64		49
31	142	Russo Vittorio Maria	RUSSO Vittorio Maria	ITA		19	+1 Lap	50.797	89,01		48
32	205	Marion Aurélien	MARION Aurélien	FRA		17	+3 Laps	51.141	88,41		47
33	129	Idéal Kart	BEAUMANN David	FRA		7	+13 Laps	52.308	86,44		46
34	263	Di Cori Massimo	DI CORI Alessandro	ITA		1	+19 Laps	55.276	81,80		45

Meilleur tour / Best lap: 142 RUSSO Vittorio Maria - 50.797

N° 273 Pénalité 10 secondes / Time penalty of 10s : Carénage avant mal installé / Incorrectly installed front fairing

Sous réserve du contrôle technique ou de fait sportif

Le Chronométrage



Affiché à

Le Président du Collège

Tour	Secteur 1	Secteur 2	Secteur 3	Temps
Lap	Sector 1	Sector 2	Sector 3	Time

102 FRAÏSSE Vincent

		14.485	20.478	
	START			
	24.279	30.930	39.429	
1	19.083	14.340	20.448	53.871
2	18.348	13.759	19.976	52.083
3	17.777	13.829	19.896	51.502
4	17.867	13.982	20.246	52.095
5	17.910	13.687	19.852	51.449
6	17.785	13.624	19.845	51.254
7	17.716	13.593	19.780	51.089
8	17.713	13.598	19.728	51.039
9	17.635	13.613	20.123	51.371
10	17.705	13.598	19.851	51.154
11	17.635	13.547	20.162	51.344
12	17.733	13.600	19.734	51.067
13	17.750	13.625	19.747	51.122
14	17.655	13.598	19.742	50.995
15	17.660	13.586	19.722	50.968
16	17.816	13.620	19.789	51.225
17	17.730	14.670	19.993	52.393
18	17.732	13.538	19.790	51.060
19	17.613	13.483	19.748	50.844
	FINISH			
20	17.761	13.844	20.487	52.092

106 VON DANWITZ Hendrick

		15.355	21.288	
	START			
	22.620	30.252	36.995	
1	21.032	14.388	21.008	56.428
2	18.509	19.142	21.637	59.288
3	18.581	14.068	20.373	53.022
4	18.125	13.874	20.152	52.151
5	18.021	13.907	20.129	52.057
6	18.003	13.774	20.645	52.422
7	18.133	13.838	20.771	52.742
8	17.919	13.847	20.084	51.850
9	17.854	13.839	20.080	51.773
10	17.864	13.771	20.221	51.856
11	17.973	13.756	19.991	51.720
12	17.898	14.163	20.219	52.280
13	18.313	13.795	19.947	52.055

Tour	Secteur 1	Secteur 2	Secteur 3	Temps
Lap	Sector 1	Sector 2	Sector 3	Time

14	17.827	13.725	20.050	51.602
15	17.792	13.754	19.957	51.503
16	17.918	13.776	19.972	51.666
17	17.920	13.734	20.161	51.815
18	17.899	13.969	19.937	51.805
19	17.826	13.802	20.041	51.669
	FINISH			
20	17.812	13.824	20.016	51.652

107 STEFFEN Simon

		15.168	21.594	
	START			
	22.908	29.148	35.528	
1	21.354	15.567	20.533	57.454
2	18.625	14.545	20.664	53.834
3	18.146	13.784	20.675	52.605
4	18.028	13.783	19.962	51.773
5	17.820	13.555	19.855	51.230
6	17.694	13.593	19.875	51.162
7	17.734	13.948	19.948	51.630
8	17.837	13.659	19.882	51.378
9	17.858	13.952	19.945	51.755
10	17.829	14.321	20.011	52.161
11	17.930	13.649	20.227	51.806
12	18.003	13.698	19.925	51.626
13	17.835	13.689	19.953	51.477
14	17.808	13.659	19.944	51.411
15	17.733	13.718	19.954	51.405
16	17.835	13.788	20.245	51.868
17	17.881	13.748	20.032	51.661
18	17.843	13.656	20.753	52.252
19	18.411	14.362	20.557	53.330
	FINISH			
20	18.155	13.652	20.438	52.245

111 WILSON Euan

		15.241	21.202	
	START			
	22.974	30.180	37.206	
1	20.293	14.626	20.795	55.714
2	18.040	13.788	20.173	52.001
3	17.820	13.675	19.919	51.414

X 30 CHALLENGE EUROPA 2016

X30 Senior

(Sen) Race 1 - A

Historique / Records

Tour Lap	Secteur 1 Sector 1	Secteur 2 Sector 2	Secteur 3 Sector 3	Temps Time
4	17.811	13.801	19.976	51.588
5	17.707	13.702	20.187	51.596
6	17.703	13.704	20.361	51.768
7	17.738	13.627	19.788	51.153
8	17.657	13.667	19.846	51.170
9	17.720	13.832	19.903	51.455
10	17.605	13.665	19.913	51.183
11	17.664	13.671	19.874	51.209
12	17.624	13.997	20.120	51.741
13	17.972	13.667	19.855	51.494
14	17.666	14.162	20.141	51.969
15	17.759	13.697	20.292	51.748
16	17.636	13.789	19.968	51.393
17	17.714	13.740	20.368	51.822
18	17.781	13.747	20.179	51.707
19	17.861	13.814	20.575	52.250
FINISH				
20	17.724	13.702	20.560	51.986

114 BARBARIN Guillaume

14.652		20.842		
START				
	23.524	30.828	39.278	
1	19.058	14.002	20.268	53.328
2	18.044	13.731	20.098	51.873
3	18.022	14.022	20.276	52.320
4	17.841	13.886	20.254	51.981
5	18.061	13.812	20.076	51.949
6	17.739	13.597	19.914	51.250
7	17.773	13.556	19.791	51.120
8	17.690	13.554	19.791	51.035
9	17.761	13.586	19.899	51.246
10	17.973	13.563	19.832	51.368
11	17.724	13.513	19.980	51.217
12	17.774	13.901	19.912	51.587
13	17.691	13.505	19.856	51.052
14	17.674	13.532	19.817	51.023
15	17.785	13.523	19.833	51.141
16	17.717	13.600	19.800	51.117
17	17.648	13.642	20.187	51.477
18	17.731	13.608	19.852	51.191

Tour Lap	Secteur 1 Sector 1	Secteur 2 Sector 2	Secteur 3 Sector 3	Temps Time
19	17.704	13.595	19.881	51.180
FINISH				
20	17.760	13.638	20.451	51.849

116 GARCIA Sylvie

15.197		21.449		
START				
	22.990	29.857	36.586	
1	21.311	14.299	21.121	56.731
2	19.123	14.124	20.808	54.055
3	18.526	14.213	20.474	53.213
4	18.030	14.377	20.308	52.715
5	17.851	13.686	19.917	51.454
6	17.780	14.095	20.327	52.202
7	17.865	13.695	19.830	51.390
8	17.756	13.644	19.870	51.270
9	17.723	13.717	20.054	51.494
10	17.851	13.967	20.076	51.894
11	17.723	13.627	19.911	51.261
12	17.768	13.641	19.864	51.273
13	17.754	13.622	19.851	51.227
14	17.787	13.693	19.864	51.344
15	17.672	13.630	20.023	51.325
16	18.253	13.707	20.188	52.148
17	17.809	13.631	19.796	51.236
18	17.830	13.735	19.810	51.375
19	17.704	13.670	19.771	51.145
FINISH				
20	17.718	13.650	20.158	51.526

120 ANCHER Brian

15.058		21.385		
START				
	23.088	29.203	34.979	
1	21.997	15.405	21.582	58.984
2	18.336	14.295	21.780	54.411
3	19.304	14.066	20.409	53.779
4	18.041	14.111	20.473	52.625
5	17.988	13.799	20.256	52.043

X 30 CHALLENGE EUROPA 2016

X30 Senior

(Sen) Race 1 - A

Historique / Records

Tour Lap	Secteur 1 Sector 1	Secteur 2 Sector 2	Secteur 3 Sector 3	Temps Time
6	17.913	13.855	20.556	52.324
7	18.128	13.836	20.738	52.702
8	18.016	13.754	20.178	51.948
9	18.193	13.759	19.956	51.908
10	17.893	13.782	20.090	51.765
11	17.948	13.863	19.961	51.772
12	17.780	13.899	20.383	52.062
13	17.868	13.752	20.039	51.659
14	17.722	13.794	20.073	51.589
15	17.776	13.812	20.096	51.684
16	17.812	13.793	20.001	51.606
17	17.849	13.787	20.543	52.179
18	17.908	14.206	20.000	52.114
19	17.841	13.814	19.955	51.610
FINISH				
20	17.765	13.774	20.086	51.625

121 THOMASSIN Bryan

15.232		21.346		
START				
23.324		28.876	34.616	
1	21.917	15.369	21.386	58.672
2	18.384	14.466	21.905	54.755
3	20.386	14.003	20.192	54.581
4	18.011	13.868	20.282	52.161
5	17.900	13.812	20.216	51.928
6	17.951	13.910	20.430	52.291
7	18.180	13.882	20.631	52.693
8	18.052	13.793	20.105	51.950
9	17.861	13.667	20.141	51.669
10	17.848	13.679	20.050	51.577
11	17.830	13.810	20.001	51.641
12	17.797	13.716	20.047	51.560
13	17.778	13.749	19.929	51.456
14	17.743	13.724	19.947	51.414
15	17.675	13.723	19.976	51.374
16	17.731	13.696	19.944	51.371
17	17.764	13.712	20.042	51.518
18	17.966	14.021	20.310	52.297
19	17.881	13.754	20.143	51.778
FINISH				

Tour Lap	Secteur 1 Sector 1	Secteur 2 Sector 2	Secteur 3 Sector 3	Temps Time
20	17.906	13.871	21.040	52.817

128 ELLIS Hugo

14.973		20.955		
START				
23.053		31.188	38.150	
1	19.388	15.092	20.423	54.903
2	18.021	13.761	19.925	51.707
3	17.858	13.743	20.263	51.864
4	17.840	13.676	19.926	51.442
5	18.142	14.387	20.063	52.592
6	17.715	13.665	20.367	51.747
7	17.745	13.622	19.837	51.204
8	17.722	13.637	19.805	51.164
9	17.766	13.708	19.853	51.327
10	17.725	13.725	19.865	51.315
11	17.691	13.713	19.890	51.294
12	17.916	13.716	20.021	51.653
13	17.716	13.752	19.878	51.346
14	17.751	14.268	20.156	52.175
15	17.755	13.735	20.491	51.981
16	17.845	13.654	19.958	51.457
17	17.786	13.637	20.116	51.539
18	17.749	13.780	20.169	51.698
19	17.835	13.730	20.065	51.630
FINISH				
20	17.820	13.752	20.110	51.682

129 BEAUMANN David

15.432		20.896		
START				
22.994		30.804	37.465	
1	20.710	14.320	21.507	56.537
2	18.651	16.985	22.397	58.033
3	18.637	13.988	20.212	52.837
4	18.122	13.874	20.329	52.325
5	18.182	13.769	20.751	52.702
6	17.940	13.684	20.684	52.308
7	18.220	1:14.114	33.818	2:06.152

X 30 CHALLENGE EUROPA 2016

X30 Senior

(Sen) Race 1 - A

Historique / Records

Tour	Secteur 1	Secteur 2	Secteur 3	Temps
Lap	Sector 1	Sector 2	Sector 3	Time

FINISH

131 PAUL Maximilian

	14.691	20.801		
	START			
	23.134	30.946	38.972	
1	19.375	13.974	20.579	53.928
2	18.145	13.716	20.016	51.877
3	17.889	13.736	20.086	51.711
4	17.855	13.844	20.226	51.925
5	18.363	13.700	20.196	52.259
6	17.810	14.124	20.122	52.056
7	17.810	13.700	19.918	51.428
8	17.763	13.684	19.882	51.329
9	17.787	13.780	20.498	52.065
10	18.092	13.771	20.306	52.169
11	18.065	13.667	19.957	51.689
12	17.738	13.624	19.803	51.165
13	17.695	13.625	19.921	51.241
14	17.719	13.695	20.480	51.894
15	17.754	14.610	20.125	52.489
16	17.742	13.679	19.960	51.381
17	17.737	13.893	20.079	51.709
18	17.758	13.672	19.956	51.386
19	17.779	13.626	20.204	51.609
	FINISH			
20	17.844	13.760	20.240	51.844

132 HODGSON Oliver

	14.528	20.741		
	START			
	24.568	30.860	39.897	
1	18.954	13.996	20.225	53.175
2	18.055	13.946	20.101	52.102
3	17.949	13.885	19.998	51.832
4	18.006	13.910	20.472	52.388
5	18.191	14.095	20.165	52.451
6	17.808	13.711	19.865	51.384
7	17.790	13.616	20.062	51.468

Tour	Secteur 1	Secteur 2	Secteur 3	Temps
Lap	Sector 1	Sector 2	Sector 3	Time

8	17.696	13.614	19.794	51.104
9	17.668	13.620	19.846	51.134
10	17.656	13.610	19.798	51.064
11	17.617	13.585	19.846	51.048
12	17.712	13.649	19.737	51.098
13	17.725	13.592	19.784	51.101
14	17.642	13.588	19.785	51.015
15	17.626	13.620	19.754	51.000
16	17.687	13.613	19.726	51.026
17	17.659	13.750	20.049	51.458
18	17.667	13.627	19.781	51.075
19	17.652	13.603	19.999	51.254
	FINISH			
20	17.694	13.874	20.632	52.200

136 CHANY Christopher

	15.099	22.317		
	START			
	22.407	29.570	36.665	
1	20.864	14.380	20.907	56.151
2	18.652	14.623	20.907	54.182
3	18.230	13.691	19.966	51.887
4	17.901	13.675	19.895	51.471
5	17.788	13.688	19.906	51.382
6	17.760	13.679	19.794	51.233
7	17.692	13.727	19.775	51.194
8	17.679	13.600	19.819	51.098
9	17.744	13.646	19.828	51.218
10	17.729	13.701	19.754	51.184
11	17.779	13.553	19.749	51.081
12	17.720	13.690	19.940	51.350
13	17.704	13.585	19.787	51.076
14	17.789	13.625	20.202	51.616
15	17.861	14.580	23.605	56.046
16	18.554	13.733	20.133	52.420
17	18.128	13.888	19.955	51.971
18	17.794	13.702	21.062	52.558
19	17.864	13.929	19.990	51.783
	FINISH			
20	17.867	13.725	20.081	51.673

X 30 CHALLENGE EUROPA 2016

X30 Senior

(Sen) Race 1 - A

Historique / Records

Tour	Secteur 1	Secteur 2	Secteur 3	Temps
Lap	Sector 1	Sector 2	Sector 3	Time

137 RIQUET Clément

		15.332	21.221	
	START			
	22.756	30.112	36.939	
1	20.787	14.287	21.008	56.082
2	18.189	13.831	20.069	52.089
3	18.018	13.732	19.964	51.714
4	17.861	13.714	19.974	51.549
5	17.835	13.718	19.959	51.512
6	17.793	13.684	20.047	51.524
7	17.799	13.656	19.836	51.291
8	17.782	13.672	19.916	51.370
9	17.750	13.648	19.853	51.251
10	17.771	13.669	20.308	51.748
11	17.847	13.672	19.833	51.352
12	17.681	13.660	19.805	51.146
13	17.600	13.608	19.798	51.006
14	17.699	13.897	21.080	52.676
15	18.606	13.990	21.606	54.202
16	17.972	14.048	20.082	52.102
17	17.752	13.613	19.989	51.354
18	17.712	13.654	20.190	51.556
19	17.770	13.690	19.941	51.401
	FINISH			
20	17.793	13.644	19.956	51.393

140 CERIBELLA Anthony

		15.211	21.521	
	START			
	23.055	29.063	35.212	
1	22.148	15.305	21.096	58.549
2	18.626	14.510	21.981	55.117
3	18.300	13.855	20.163	52.318
4	17.925	13.975	20.584	52.484
5	18.230	13.856	20.686	52.772
6	17.924	13.643	20.603	52.170
7	18.048	13.778	19.928	51.754
8	17.833	13.977	20.100	51.910
9	17.791	13.604	19.926	51.321

Tour	Secteur 1	Secteur 2	Secteur 3	Temps
Lap	Sector 1	Sector 2	Sector 3	Time

10	17.832	13.575	19.919	51.326
11	17.765	13.802	19.885	51.452
12	17.750	13.639	19.919	51.308
13	17.734	13.552	19.896	51.182
14	17.732	13.598	19.971	51.301
15	17.754	13.642	19.951	51.347
16	17.821	13.619	19.889	51.329
17	17.750	13.604	19.851	51.205
18	17.695	13.652	19.799	51.146
19	17.828	13.689	20.404	51.921
	FINISH			
20	18.210	14.019	21.009	53.238

142 RUSSO Vittorio Maria

		14.542	20.850	
	START			
	23.544	31.342	39.497	
1	19.674	14.529	20.318	54.521
2	18.038	13.680	20.018	51.736
3	17.787	14.081	20.092	51.960
4	17.869	13.608	19.926	51.403
5	18.460	13.921	19.917	52.298
6	17.760	13.636	19.806	51.202
7	17.754	13.526	19.789	51.069
8	17.651	13.579	19.618	50.848
9	17.646	13.557	19.758	50.961
10	17.601	13.634	19.678	50.913
11	17.645	13.496	20.312	51.453
12	17.717	13.618	19.838	51.173
13	17.660	13.566	19.687	50.913
14	17.620	13.526	19.651	50.797
15	17.686	13.543	19.681	50.910
16	17.892	13.562	19.808	51.262
17	17.694	13.821	19.805	51.320
18	17.744	13.601	19.735	51.080
19	17.690	13.610	19.753	51.053
	FINISH			

149 THOMPSON Joshua

		15.262	21.449	
--	--	--------	--------	--

X 30 CHALLENGE EUROPA 2016

X30 Senior

(Sen) Race 1 - A

Historique / Records

Tour	Secteur 1	Secteur 2	Secteur 3	Temps
Lap	Sector 1	Sector 2	Sector 3	Time
START				
	23.057	29.486	35.665	
1	21.506	14.584	20.745	56.835
2	19.368	15.347	20.791	55.506
3	18.007	14.287	20.638	52.932
4	18.029	13.940	20.485	52.454
5	18.564	14.358	20.234	53.156
6	17.970	13.819	20.086	51.875
7	17.932	13.792	19.948	51.672
8	17.861	13.793	19.907	51.561
9	17.786	13.774	19.966	51.526
10	17.914	13.904	20.056	51.874
11	17.981	14.302	19.855	52.138
12	17.941	13.778	19.977	51.696
13	17.962	13.815	20.191	51.968
14	17.890	13.864	20.043	51.797
15	17.811	13.953	20.127	51.891
16	17.972	13.884	20.095	51.951
17	17.903	13.836	20.540	52.279
18	17.959	13.921	20.430	52.310
19	18.101	13.895	20.133	52.129
FINISH				
20	18.157	13.846	20.515	52.518

150 BAUDOT Geoffrey

	14.498	20.692		
START				
	24.518	30.870	40.178	
1	19.204	13.962	20.452	53.618
2	18.158	13.673	19.969	51.800
3	17.808	13.730	20.020	51.558
4	17.907	13.781	20.268	51.956
5	17.730	13.686	19.930	51.346
6	17.748	13.702	19.901	51.351
7	17.662	13.620	19.793	51.075
8	17.606	13.691	19.795	51.092
9	17.686	13.734	20.008	51.428
10	17.635	13.671	19.798	51.104
11	17.627	13.646	20.574	51.847
12	17.627	13.676	19.842	51.145
13	17.695	13.635	20.035	51.365

Tour	Secteur 1	Secteur 2	Secteur 3	Temps
Lap	Sector 1	Sector 2	Sector 3	Time
14	17.635	13.540	19.732	50.907
15	17.654	13.535	19.829	51.018
16	17.658	13.645	19.791	51.094
17	17.591	14.009	19.954	51.554
18	17.666	13.540	19.796	51.002
19	17.622	13.559	19.693	50.874
FINISH				
20	17.542	13.609	28.495	59.646

157 COUT Anthony

		15.111	21.853	
START				
	22.761	29.863	35.804	
1	21.463	14.434	20.959	56.856
2	18.941	15.134	20.556	54.631
3	18.233	13.778	20.549	52.560
4	18.028	13.797	19.987	51.812
5	17.792	13.635	20.139	51.566
6	17.757	13.626	19.824	51.207
7	17.711	13.723	19.866	51.300
8	17.730	13.692	19.943	51.365
9	17.725	13.640	19.934	51.299
10	17.777	13.689	20.009	51.475
11	17.703	13.690	19.948	51.341
12	17.810	13.651	20.015	51.476
13	17.993	13.590	19.979	51.562
14	17.773	13.717	20.041	51.531
15	17.794	13.687	20.096	51.577
16	17.805	13.693	19.953	51.451
17	17.767	13.713	20.010	51.490
18	17.810	14.146	20.058	52.014
19	17.820	13.664	20.108	51.592
FINISH				
20	17.747	13.729	20.220	51.696

168 BONNETTO Romain

		15.281	20.590	
START				
	23.230	30.471	38.273	

X 30 CHALLENGE EUROPA 2016

X30 Senior

(Sen) Race 1 - A

Historique / Records

Tour Lap	Secteur 1 Sector 1	Secteur 2 Sector 2	Secteur 3 Sector 3	Temps Time
1	20.936	14.300	21.635	56.871
2	18.623	14.397	20.213	53.233
3	17.960	13.691	19.920	51.571
4	17.836	13.745	19.892	51.473
5	17.748	13.636	19.842	51.226
6	17.704	13.651	19.923	51.278
7	17.860	13.772	19.841	51.473
8	17.690	13.746	20.209	51.645
9	17.698	13.605	19.934	51.237
10	17.677	13.697	19.848	51.222
11	17.689	13.598	19.853	51.140
12	17.626	13.684	19.842	51.152
13	17.634	13.585	19.870	51.089
14	17.717	13.690	20.465	51.872
15	17.765	13.913	19.942	51.620
16	17.705	13.568	19.864	51.137
17	17.803	13.692	20.406	51.901
18	17.811	13.645	20.137	51.593
19	17.687	13.728	20.903	52.318
FINISH				
20	17.938	13.681	20.277	51.896

170 LEON Carlos

		15.064	20.695	
START				
		23.208	30.660	38.598
1	19.797	14.332	20.225	54.354
2	18.060	13.707	19.981	51.748
3	17.776	13.901	20.381	52.058
4	17.809	13.662	19.872	51.343
5	18.174	14.122	20.002	52.298
6	17.771	13.937	20.741	52.449
7	18.129	13.640	19.812	51.581
8	17.745	13.714	19.812	51.271
9	17.669	13.675	19.949	51.293
10	17.761	13.631	19.741	51.133
11	17.707	13.730	19.774	51.211
12	17.752	13.742	20.099	51.593
13	17.763	13.673	19.795	51.231
14	17.742	13.995	20.053	51.790
15	17.824	13.787	20.707	52.318

Tour Lap	Secteur 1 Sector 1	Secteur 2 Sector 2	Secteur 3 Sector 3	Temps Time
16	17.906	13.676	19.950	51.532
17	17.786	13.936	20.134	51.856
18	17.859	13.682	19.929	51.470
19	17.892	13.720	20.215	51.827
FINISH				
20	17.822	13.763	20.477	52.062

172 ROBINSON Saul Ryker

		14.774	20.903	
START				
		22.951	30.891	39.051
1	20.067	14.486	20.801	55.354
2	18.544	13.805	20.605	52.954
3	17.931	13.761	20.171	51.863
4	17.906	13.986	20.136	52.028
5	17.837	13.735	20.154	51.726
6	17.894	13.777	20.107	51.778
7	17.877	13.943	20.132	51.952
8	17.808	13.708	20.049	51.565
9	17.751	13.869	20.174	51.794
10	17.797	13.784	20.254	51.835
11	17.835	13.893	20.375	52.103
12	18.841	13.791	20.068	52.700
13	17.852	13.668	20.013	51.533
14	17.750	14.103	20.126	51.979
15	17.788	13.734	20.465	51.987
16	18.074	13.774	20.058	51.906
17	17.786	13.753	20.011	51.550
18	17.802	13.974	20.002	51.778
19	17.779	13.698	19.945	51.422
FINISH				
20	17.925	13.762	20.053	51.740

174 GIBIER Sébastien

		15.128	21.472	
START				
		23.508	28.765	35.069
1	21.819	15.221	20.837	57.877
2	18.296	15.060	21.005	54.361

X 30 CHALLENGE EUROPA 2016

X30 Senior

(Sen) Race 1 - A

Historique / Records

Tour Lap	Secteur 1 Sector 1	Secteur 2 Sector 2	Secteur 3 Sector 3	Temps Time
3	18.024	14.096	21.061	53.181
4	18.015	14.044	20.914	52.973
5	17.880	14.081	20.320	52.281
6	17.895	13.835	21.315	53.045
7	17.843	13.708	19.951	51.502
8	17.790	13.739	19.969	51.498
9	17.680	13.762	19.929	51.371
10	17.674	13.719	19.919	51.312
11	17.675	13.734	19.965	51.374
12	17.733	13.725	19.868	51.326
13	17.708	13.659	19.891	51.258
14	17.715	13.679	20.293	51.687
15	17.691	13.715	19.917	51.323
16	17.893	13.704	19.916	51.513
17	17.661	13.674	19.966	51.301
18	17.696	13.703	19.872	51.271
19	17.766	13.698	20.113	51.577
FINISH				
20	18.040	13.837	20.324	52.201

194 VIAN Jason

15.129		21.477			
START					
22.900		28.950	35.306		
1	21.262	14.980	20.616	56.858	
2	18.574	15.542	20.993	55.109	
3	18.030	13.936	20.152	52.118	
4	18.606	14.169	20.417	53.192	
5	18.326	13.923	20.034	52.283	
6	17.955	13.774	19.942	51.671	
7	17.783	13.685	19.873	51.341	
8	17.752	13.745	19.873	51.370	
9	17.786	13.824	19.884	51.494	
10	17.777	13.731	19.949	51.457	
11	17.749	13.716	19.937	51.402	
12	17.853	13.666	19.978	51.497	
13	17.779	13.732	19.870	51.381	
14	17.801	13.722	19.866	51.389	
15	17.792	13.668	20.000	51.460	
16	17.776	13.718	20.004	51.498	
17	17.902	13.699	19.922	51.523	

Tour Lap	Secteur 1 Sector 1	Secteur 2 Sector 2	Secteur 3 Sector 3	Temps Time
18	17.815	13.780	20.205	51.800
19	17.947	13.904	19.888	51.739
FINISH				
20	17.907	13.738	20.002	51.647

205 MARION Aurélien

15.095		21.348			
START					
23.125		29.533	36.431		
1	21.469	14.243	20.876	56.588	
2	18.805	14.114	20.777	53.696	
3	18.551	13.788	19.958	52.297	
4	17.894	13.701	19.819	51.414	
5	17.836	13.656	19.905	51.397	
6	17.836	13.770	19.868	51.474	
7	17.841	13.659	19.873	51.373	
8	17.806	13.641	19.766	51.213	
9	17.695	13.688	19.901	51.284	
10	17.769	13.591	19.822	51.182	
11	17.711	13.660	19.782	51.153	
12	17.734	13.658	19.749	51.141	
13	17.774	13.623	19.801	51.198	
14	17.718	13.669	19.812	51.199	
15	17.951	13.896	28.273	1:00.120	
16	18.621	13.891	20.035	52.547	
17	17.904	13.696	20.167	51.767	
FINISH					

215 LOUSSIER Paul

15.253		21.217			
START					
23.108		30.125	35.976		
1	21.274	14.452	21.177	56.903	
2	18.961	14.277	20.657	53.895	
3	18.578	14.166	21.252	53.996	
4	18.194	13.743	20.064	52.001	
5	17.878	13.710	19.890	51.478	
6	17.706	13.847	19.926	51.479	
7	17.691	13.744	19.841	51.276	

X 30 CHALLENGE EUROPA 2016

X30 Senior

(Sen) Race 1 - A

Historique / Records

Tour	Secteur 1	Secteur 2	Secteur 3	Temps
Lap	Sector 1	Sector 2	Sector 3	Time
8	17.627	13.582	19.721	50.930
9	17.722	14.176	19.923	51.821
10	17.653	14.103	19.929	51.685
11	17.637	13.663	19.833	51.133
12	17.639	13.580	19.883	51.102
13	17.613	13.628	19.945	51.186
14	17.711	14.188	20.078	51.977
15	17.768	13.631	20.127	51.526
16	17.853	13.693	19.888	51.434
17	17.637	13.661	19.842	51.140
18	17.674	13.843	19.917	51.434
19	17.736	13.613	19.878	51.227
FINISH				
20	17.823	13.725	20.721	52.269

216 BAIGUINI Ivan

	15.329	21.053		
START				
	22.667	30.247	37.628	
1	19.589	15.073	21.605	56.267
2	18.597	13.964	20.328	52.889
3	18.155	13.852	20.157	52.164
4	18.053	14.165	20.188	52.406
5	18.046	13.868	20.518	52.432
6	17.952	13.839	19.997	51.788
7	17.920	14.068	20.212	52.200
8	17.923	13.778	19.922	51.623
9	18.124	14.200	20.362	52.686
10	17.950	14.027	20.430	52.407
11	17.896	13.770	19.988	51.654
12	17.809	13.744	19.958	51.511
13	17.821	13.794	19.914	51.529
14	17.834	13.821	19.934	51.589
15	17.895	13.763	20.086	51.744
16	17.859	13.773	19.968	51.600
17	17.849	13.762	19.977	51.588
18	17.896	13.997	20.328	52.221
19	18.290	13.862	20.689	52.841
FINISH				
20	18.326	13.861	20.736	52.923

Tour	Secteur 1	Secteur 2	Secteur 3	Temps
Lap	Sector 1	Sector 2	Sector 3	Time

217 GRINWIS Rowan

		15.130	21.320	
START				
	23.732	28.699	33.969	
1	21.218	15.531	21.300	58.049
2	18.304	14.588	21.407	54.299
3	17.992	13.775	20.586	52.353
4	17.860	14.166	20.238	52.264
5	18.334	14.126	20.137	52.597
6	17.793	13.775	20.030	51.598
7	17.751	13.739	19.936	51.426
8	17.702	13.725	19.928	51.355
9	17.729	13.766	19.990	51.485
10	17.751	13.756	19.967	51.474
11	17.777	13.753	19.933	51.463
12	17.668	13.758	19.906	51.332
13	17.804	13.734	19.900	51.438
14	17.722	13.780	19.872	51.374
15	17.753	13.774	20.041	51.568
16	17.764	13.762	20.037	51.563
17	17.835	13.802	19.998	51.635
18	17.700	13.721	20.070	51.491
19	17.958	13.813	20.636	52.407
FINISH				
20	17.981	13.811	20.453	52.245

220 PINTO Diogo

		15.104	20.594	
START				
	23.310	30.989	37.979	
1	20.261	14.691	20.514	55.466
2	18.096	13.787	19.998	51.881
3	17.852	13.771	20.031	51.654
4	17.777	13.632	19.930	51.339
5	17.747	13.995	19.870	51.612
6	17.778	13.834	21.507	53.119
7	18.056	13.795	19.946	51.797
8	17.751	14.070	19.872	51.693
9	17.738	13.703	20.147	51.588

X 30 CHALLENGE EUROPA 2016

X30 Senior

(Sen) Race 1 - A

Historique / Records

Tour Lap	Secteur 1 Sector 1	Secteur 2 Sector 2	Secteur 3 Sector 3	Temps Time
10	17.802	13.610	19.850	51.262
11	17.712	13.574	19.885	51.171
12	17.698	13.935	19.935	51.568
13	17.763	13.592	19.801	51.156
14	17.740	13.620	20.223	51.583
15	17.948	13.730	19.963	51.641
16	17.880	13.679	19.978	51.537
17	17.833	13.825	20.024	51.682
18	17.810	13.701	19.899	51.410
19	17.791	13.646	20.681	52.118
FINISH				
20	17.955	13.674	20.252	51.881

221 NÄSCHER Patrick

		15.181	21.464	
START				
		23.143	29.290	35.458
1	21.842	15.357	20.659	57.858
2	18.486	14.612	20.608	53.706
3	18.179	13.727	20.491	52.397
4	18.805	13.688	20.032	52.525
5	17.894	13.623	19.935	51.452
6	17.831	13.754	19.995	51.580
7	17.763	13.676	19.810	51.249
8	17.714	13.590	19.781	51.085
9	17.711	13.831	20.262	51.804
10	17.924	13.783	19.877	51.584
11	17.936	13.624	19.930	51.490
12	17.693	13.710	19.918	51.321
13	17.763	13.644	19.862	51.269
14	17.764	13.687	19.871	51.322
15	17.725	13.682	20.355	51.762
16	18.159	13.780	20.495	52.434
17	17.901	13.721	20.156	51.778
18	17.869	13.691	20.187	51.747
19	17.819	13.759	20.035	51.613
FINISH				
20	17.852	13.716	20.098	51.666

Tour Lap	Secteur 1 Sector 1	Secteur 2 Sector 2	Secteur 3 Sector 3	Temps Time
-------------	-----------------------	-----------------------	-----------------------	---------------

239 SALVATORE Benjamin

		15.169	21.523	
START				
		23.062	29.191	36.158
1	21.844	15.024	20.680	57.548
2	18.717	14.580	20.560	53.857
3	17.944	13.865	20.536	52.345
4	18.015	13.788	19.915	51.718
5	17.732	13.595	19.883	51.210
6	17.692	13.625	19.851	51.168
7	17.706	13.646	19.790	51.142
8	17.659	13.665	19.918	51.242
9	17.657	13.646	19.873	51.176
10	17.643	13.617	19.864	51.124
11	17.692	13.629	20.345	51.666
12	18.438	13.699	19.935	52.072
13	17.680	13.739	19.868	51.287
14	17.704	13.638	19.926	51.268
15	17.752	13.720	19.914	51.386
16	17.864	13.831	19.997	51.692
17	17.710	13.674	19.912	51.296
18	17.694	13.796	20.262	51.752
19	18.047	13.753	19.971	51.771
FINISH				
20	17.869	13.870	20.161	51.900

242 TENORIO Kevin

		16.029	20.831	
START				
		22.019	29.166	33.626
1	21.470	15.429	21.190	58.089
2	18.270	14.221	21.470	53.961
3	18.109	13.833	20.220	52.162
4	18.090	14.253	20.125	52.468
5	18.287	14.072	20.189	52.548
6	18.038	14.220	21.085	53.343
7	18.383	13.797	20.018	52.198
8	17.892	13.800	19.967	51.659
9	17.887	13.791	20.006	51.684

X 30 CHALLENGE EUROPA 2016

X30 Senior

(Sen) Race 1 - A

Historique / Records

Tour Lap	Secteur 1 Sector 1	Secteur 2 Sector 2	Secteur 3 Sector 3	Temps Time
10	17.869	13.781	20.008	51.658
11	17.897	13.780	20.001	51.678
12	17.877	13.849	20.018	51.744
13	17.836	13.778	20.036	51.650
14	17.843	13.742	19.961	51.546
15	17.807	13.798	19.989	51.594
16	17.837	13.792	19.990	51.619
17	17.930	13.817	20.064	51.811
18	18.044	14.150	20.162	52.356
19	17.968	13.870	20.329	52.167
FINISH				
20	18.095	13.783	20.460	52.338

Tour Lap	Secteur 1 Sector 1	Secteur 2 Sector 2	Secteur 3 Sector 3	Temps Time
16	17.759	13.725	19.906	51.390
17	17.830	13.719	19.926	51.475
18	17.718	13.717	20.003	51.438
19	17.977	13.783	19.990	51.750
FINISH				
20	17.822	13.872	20.656	52.350

263 DI CORI Alessandro

	14.751	20.738		
START				
	23.048	31.346	39.354	
1	20.280	14.477	20.519	55.276
FINISH				

273 VAN DER LAAN Mauricio

	15.292	21.293		
START				
	23.069	29.531	35.623	
1	21.520	14.760	20.557	56.837
2	18.826	14.648	20.103	53.577
3	18.358	14.011	20.546	52.915
4	17.890	13.673	19.958	51.521
5	17.755	13.709	19.906	51.370
6	17.729	13.639	19.779	51.147
7	17.740	13.697	19.815	51.252
8	17.678	13.617	19.731	51.026
9	17.691	13.677	19.818	51.186
10	17.663	13.649	19.841	51.153
11	17.743	13.718	20.531	51.992
12	18.179	13.932	19.950	52.061
13	18.131	13.691	19.856	51.678
14	17.689	13.725	19.834	51.248
15	17.747	13.746	20.350	51.843

Grille / Grid	132	150	102	142	114	263	131	172	128	170	220	168	129	216	106	111	116	137	215	136	157	205	149	239	221	273	140	107	174	194	121	120	242	217
---------------	-----	-----	-----	-----	-----	-----	-----	-----	-----	-----	-----	-----	-----	-----	-----	-----	-----	-----	-----	-----	-----	-----	-----	-----	-----	-----	-----	-----	-----	-----	-----	-----	-----	-----

	1	2	3	4	5	6	7	8	9	10	11	12	13	14	15	16	17	18	19	20	21	22	23	24	25	26	27	28	29	30	31	32	33	34
Départ / Start	132	102	114	150	142	131	263	128	172	170	220	168	129	216	111	106	116	137	215	136	205	157	149	239	273	221	140	107	174	194	121	120	217	242
Tour / Lap 1	132	114	102	150	131	142	170	128	263	172	220	111	216	137	129	106	136	168	116	205	215	157	149	273	194	239	107	221	174	140	217	121	242	120
Tour / Lap 2	132	114	150	102	131	142	170	128	220	111	172	137	216	168	205	136	116	215	273	157	239	107	221	149	194	174	217	242	129	140	121	120	106	
Tour / Lap 3	132	150	102	114	131	142	170	128	220	111	172	137	216	168	136	205	273	116	239	157	221	107	215	194	149	217	242	174	140	129	120	106	121	
Tour / Lap 4	150	132	102	114	131	142	170	128	220	111	137	172	168	216	136	205	273	239	157	107	116	215	221	149	194	217	242	140	174	129	106	120	121	
Tour / Lap 5	150	102	114	132	131	142	170	220	128	111	137	172	168	136	205	216	273	239	107	157	116	215	221	194	217	242	149	174	140	129	106	120	121	
Tour / Lap 6	150	102	114	132	142	131	128	170	111	137	220	172	168	136	205	216	273	239	107	157	215	221	116	194	217	149	140	129	242	174	106	120	121	
Tour / Lap 7	150	102	114	142	132	131	128	111	170	137	220	168	172	136	205	273	239	216	157	107	215	221	116	194	217	149	140	174	242	106	120	121	129	
Tour / Lap 8	150	102	114	142	132	131	128	111	170	137	220	168	172	136	205	273	239	216	157	107	215	221	116	194	217	149	174	140	242	106	120	121		
Tour / Lap 9	150	102	114	142	132	128	111	131	170	137	168	220	136	172	205	273	239	157	107	215	216	221	116	194	217	149	174	140	242	106	121	120		
Tour / Lap 10	150	102	142	114	132	128	111	170	131	137	168	220	136	205	172	273	239	157	215	107	221	116	216	194	217	149	174	140	242	121	106	120		
Tour / Lap 11	102	150	142	114	132	128	111	170	137	131	168	220	136	205	172	273	239	157	215	221	107	116	216	194	217	174	140	149	242	121	106	120		
Tour / Lap 12	102	150	142	132	114	128	111	170	137	131	168	136	220	205	273	239	172	157	215	221	116	107	216	194	217	174	140	149	242	121	106	120		
Tour / Lap 13	102	142	150	132	114	128	170	111	137	131	168	136	220	205	239	273	172	157	215	221	116	107	216	194	217	174	140	149	242	121	120	106		
Tour / Lap 14	102	142	150	132	114	170	128	111	131	168	137	136	220	205	239	273	157	172	215	221	116	107	216	194	217	140	174	149	242	121	120	106		
Tour / Lap 15	102	142	150	132	114	111	128	170	168	220	131	137	239	273	157	136	215	172	116	221	107	216	194	217	205	140	174	149	242	121	120	106		
Tour / Lap 16	102	142	150	132	114	111	128	170	168	220	131	239	137	273	157	215	172	136	116	107	221	216	194	217	140	174	205	149	242	121	120	106		
Tour / Lap 17	142	150	132	102	114	128	111	170	168	220	131	239	137	273	157	215	172	116	136	107	221	216	194	217	140	174	205	242	149	121	106	120		
Tour / Lap 18	142	150	132	102	114	128	111	170	168	220	131	239	137	273	215	157	116	172	221	107	136	194	216	217	140	174	242	149	121	106	120			
Tour / Lap 19	142	150	102	132	114	128	170	111	131	168	220	137	239	273	215	157	116	172	221	136	194	217	107	140	216	174	121	242	149	106	120			
Tour / Lap 20	102	132	114	128	150	170	111	131	168	220	137	239	273	215	157	116	172	221	136	194	217	107	174	216	140	242	149	121	106	120				

X30 Senior

(Sen) Race 2 - A

Classement / Classification

Cl	N°	Concurrent	Pilote	Nat	Nat	Tours	Ecart	M.Tour	Vitesse	Points
Rnk	No.	Entrant	Driver			Laps	Gap	B.Lap	Speed	
1	102	Sodi Kart	FRAÏSSE Vincent	FRA		20		51.215	88,28	88
2	132	PF International	HODGSON Oliver	GBR		20	+1.649	51.258	88,21	83
3	172	Fusion Motorsport	ROBINSON Saul Ryker	GBR		20	+2.244	51.240	88,24	79
4	111	S8 Racing	WILSON Euan	GBR		20	+4.458	51.325	88,09	76
5	114	KBK Compétition	BARBARIN Guillaume	FRA		20	+4.809	51.275	88,18	74
6	168	RK Compétition	BONNETTO Romain	FRA		20	+4.853	51.222	88,27	73
7	142	Russo Vittorio Maria	RUSSO Vittorio Maria	ITA		20	+5.577	50.947	88,75	72
8	131	Team NKS	PAUL Maximilian	GER		20	+6.996	51.317	88,11	71
9	220	Pinto Eduardo	PINTO Diogo	POR		20	+7.208	51.528	87,75	70
10	170	LTP Competicion	LEON Carlos	SPA		20	+7.957	51.480	87,83	69
11	140	Motor's	CERIBELLA Anthony	FRA		20	+8.259	51.113	88,46	68
12	174	Kart Runner	GIBIER Sébastien	FRA		20	+8.608	51.413	87,94	67
13	136	Eurokarting	CHANY Christopher	FRA		20	+8.792	51.334	88,08	66
14	121	Kart Shop 67	THOMASSIN Bryan	FRA		20	+9.207	51.323	88,10	65
15	157	Braun Racing	COUT Anthony	FRA		20	+10.012	51.563	87,69	64
16	137	VDK Racing	RIQUET Clément	FRA		20	+12.050	51.146	88,40	63
17	242	Tenorio octavio	TENORIO Kevin	SPA		20	+12.729	51.368	88,02	62
18	128	Vital Motorsport	ELLIS Hugo	GBR		20	+13.399	51.312	88,11	61
19	107	Top-Kart Germany	STEFFEN Simon	GER		20	+13.952	51.654	87,53	60
20	116	D. Racing	GARCIA Sylver	FRA		20	+14.267	51.585	87,65	59
21	239	GTS Karting	SALVATORE Benjamin	FRA		20	+14.737	51.411	87,95	58
22	129	Idéal Kart	BEAUMANN David	FRA		20	+16.386	51.362	88,03	57
23	217	PDB Racing Team	GRINWIS Rowan	NED		20	+17.898	51.504	87,79	56
24	216	Baiguini Massimo	BAIGUINI Ivan	ITA		20	+17.907	51.420	87,93	55
25	273	LTP Compétition	VAN DER LAAN Mauricio	SPA		20	+18.288	51.642	87,55	54
26	120	Kart Runner	ANCHER Brian	FRA		20	+19.887	51.736	87,39	53
27	194	LM Karting	VIAN Jason	FRA		20	+20.891	51.638	87,56	52
28	221	Nascher Patrick	NÄSCHER Patrick	LIE		20	+21.277	51.445	87,89	51
29	263	Di Cori Massimo	DI CORI Alessandro	ITA		18	+2 Laps	51.143	88,41	50
30	205	Marion Aurélien	MARION Aurélien	FRA		16	+4 Laps	51.345	88,06	49
31	215	JRK	LOUSSIÉ Paul	FRA		15	+5 Laps	51.476	87,83	48
32	150	VDK Racing	BAUDOT Geoffrey	FRA		15	+5 Laps	51.209	88,29	47
33	149	Litchfield Motorsport	THOMPSON Joshua	GBR		13	+7 Laps	51.855	87,19	46

Meilleur tour / Best lap: 142 RUSSO Vittorio Maria - 50.947

Exclu de la manche / Excluded

106	CV-Racing Team by HTTP	VON DANWITZ Hendrick	GER	
-----	------------------------	----------------------	-----	--

N° 106 Exclusion de la manche / Exclusion from the heat Rapport n° 41

Poids non-conforme / Non-corresponding weight (161,8 pour 162 kg poids de la catégorie)

Sous réserve du contrôle technique ou de fait sportif

Le Chronométrage



Affiché à

Le Président du Collège

X30 Senior

(Sen) Race 2 - A

Historique / Records

Tour	Secteur 1	Secteur 2	Secteur 3	Temps
Lap	Sector 1	Sector 2	Sector 3	Time

102 FRAÏSSE Vincent

		14.297	20.504	
	START			
	24.595	28.908	44.033	
1	18.964	13.946	20.071	52.981
2	18.138	13.894	20.160	52.192
3	18.006	13.777	20.088	51.871
4	17.906	14.051	20.146	52.103
5	17.856	13.634	20.126	51.616
6	17.902	13.674	20.094	51.670
7	17.906	13.670	20.127	51.703
8	17.959	13.675	19.918	51.552
9	17.756	13.662	19.880	51.298
10	17.763	13.628	19.824	51.215
11	17.723	13.621	19.890	51.234
12	17.758	13.641	19.897	51.296
13	17.725	13.667	19.867	51.259
14	17.808	13.633	19.852	51.293
15	17.786	13.627	19.909	51.322
16	17.947	13.681	19.919	51.547
17	17.930	13.694	19.953	51.577
18	17.882	13.676	19.869	51.427
19	17.825	13.690	19.896	51.411
	FINISH			
20	17.791	13.740	20.093	51.624

106 VON DANWITZ Hendrick

		14.738	20.717	
	START			
	23.714	27.090	39.210	
1	21.037	14.752	21.506	57.295
2	18.176			54.208
3	18.159	13.833	20.187	52.179
4	18.473	14.109	20.373	52.955
5	17.903	13.863	20.088	51.854
6	17.816	13.691	19.933	51.440
7	18.123	13.752	20.578	52.453
8	18.055	13.620	19.964	51.639
9	17.770	13.783	19.981	51.534
10	17.780	13.877	20.315	51.972

Tour	Secteur 1	Secteur 2	Secteur 3	Temps
Lap	Sector 1	Sector 2	Sector 3	Time

11	17.673	13.649	19.821	51.143
12	17.702	13.675	19.934	51.311
13	18.173	14.419	20.896	53.488
14	17.878	13.686	20.175	51.739
15	17.786	13.667	20.446	51.899
16	18.122	13.781	19.883	51.786
17	17.800	13.695	19.961	51.456
18	17.878	13.706	19.919	51.503
19	17.810	13.739	19.877	51.426
	FINISH			
20	17.809	13.676	19.905	51.390

107 STEFFEN Simon

		14.584	20.656	
	START			
	24.390	27.123	40.444	
1	20.215	14.289	20.719	55.223
2	18.063	13.802	20.638	52.503
3	18.173	14.055	20.807	53.035
4	17.999	14.073	20.254	52.326
5	17.926	13.731	20.999	52.656
6	18.163	13.999	20.171	52.333
7	17.933	13.677	20.191	51.801
8	18.023	13.737	20.164	51.924
9	17.872	13.688	20.150	51.710
10	17.887	13.747	20.096	51.730
11	17.890	13.746	20.123	51.759
12	17.876	13.783	20.273	51.932
13	17.883	13.752	20.649	52.284
14	17.922	13.974	20.057	51.953
15	18.003	13.768	20.200	51.971
16	17.962	13.750	20.273	51.985
17	17.856	13.745	20.124	51.725
18	17.867	13.780	20.007	51.654
19	17.882	14.381	20.139	52.402
	FINISH			
20	17.892	13.800	20.020	51.712

111 WILSON Euan

14.523 20.371

X 30 CHALLENGE EUROPA 2016

X30 Senior

(Sen) Race 2 - A

Historique / Records

Tour	Secteur 1	Secteur 2	Secteur 3	Temps
Lap	Sector 1	Sector 2	Sector 3	Time
START				
	24.234	28.261	43.136	
1	20.277	14.843	20.388	55.508
2	17.986	14.035	20.306	52.327
3	17.971	13.996	20.010	51.977
4	17.880	14.054	20.032	51.966
5	17.833	13.774	20.054	51.661
6	17.745	13.689	20.035	51.469
7	17.724	13.729	19.961	51.414
8	17.702	13.740	20.003	51.445
9	17.699	13.667	19.959	51.325
10	17.864	13.684	19.995	51.543
11	17.718	13.744	19.962	51.424
12	17.674	13.713	19.974	51.361
13	17.642	13.760	19.954	51.356
14	17.720	13.674	19.955	51.349
15	17.743	13.705	19.974	51.422
16	17.665	13.770	20.012	51.447
17	17.710	13.814	20.120	51.644
18	17.748	13.765	20.066	51.579
19	17.767	13.906	20.526	52.199
FINISH				
20	17.773	13.689	20.338	51.800

114 BARBARIN Guillaume

	14.183	20.497		
START				
	24.707	28.635	43.708	
1	19.022	14.204	20.637	53.863
2	18.155	14.084	20.294	52.533
3	17.927	13.686	20.110	51.723
4	17.948	13.741	20.059	51.748
5	17.895	13.678	20.038	51.611
6	17.785	13.667	19.993	51.445
7	17.720	13.600	20.051	51.371
8	18.048	13.944	20.355	52.347
9	17.782	13.885	20.482	52.149
10	18.839	13.707	19.955	52.501
11	17.955	13.666	19.959	51.580
12	17.731	13.668	19.914	51.313
13	17.733	13.612	19.947	51.292

Tour	Secteur 1	Secteur 2	Secteur 3	Temps
Lap	Sector 1	Sector 2	Sector 3	Time
14	17.752	13.625	19.898	51.275
15	17.847	13.599	19.986	51.432
16	17.791	13.632	20.075	51.498
17	17.781	13.631	20.153	51.565
18	17.864	13.634	19.998	51.496
19	17.897	13.692	20.152	51.741
FINISH				
20	17.752	13.691	20.950	52.393

116 GARCIA Sylver

	14.257	20.443		
START				
	24.355	27.861	41.103	
1	20.616	14.571	20.922	56.109
2	18.109	13.772	20.519	52.400
3	18.150	13.979	20.355	52.484
4	17.873	13.720	20.142	51.735
5	18.352	13.687	19.985	52.024
6	17.820	13.718	20.047	51.585
7	17.890	13.798	20.512	52.200
8	18.501	13.792	20.191	52.484
9	17.764	13.803	20.094	51.661
10	18.087	14.244	20.804	53.135
11	17.978	13.725	20.194	51.897
12	17.841	13.782	20.294	51.917
13	17.874	13.685	20.104	51.663
14	17.852	13.769	20.496	52.117
15	18.082	13.739	20.536	52.357
16	17.976	13.907	20.195	52.078
17	17.880	13.838	20.242	51.960
18	18.152	13.806	20.168	52.126
19	17.850	13.833	20.106	51.789
FINISH				
20	17.896	13.760	20.056	51.712

120 ANCHER Brian

	14.841	20.761		
START				
	24.322	26.942	38.154	

X 30 CHALLENGE EUROPA 2016

X30 Senior

(Sen) Race 2 - A

Historique / Records

Tour Lap	Secteur 1 Sector 1	Secteur 2 Sector 2	Secteur 3 Sector 3	Temps Time
1	21.514	14.931	21.513	57.958
2	18.198	14.112	20.792	53.102
3	18.235	13.880	20.767	52.882
4	18.315	13.890	21.055	53.260
5	18.344	13.891	20.252	52.487
6	17.896	13.876	20.250	52.022
7	17.870	13.840	20.480	52.190
8	18.106	13.936	20.234	52.276
9	17.896	14.294	20.445	52.635
10	17.925	13.818	20.283	52.026
11	17.847	13.881	20.114	51.842
12	17.771	13.857	20.108	51.736
13	17.763	13.859	20.156	51.778
14	17.796	13.944	20.462	52.202
15	18.040	13.808	20.214	52.062
16	17.982	13.752	20.043	51.777
17	17.915	13.922	20.180	52.017
18	17.838	13.924	20.110	51.872
19	17.890	13.903	20.045	51.838
FINISH				
20	17.864	13.792	20.234	51.890

121 THOMASSIN Bryan

		14.732	20.696	
START				
		24.211	26.568	38.835
1	20.607	14.379	20.828	55.814
2	18.080	13.985	20.346	52.411
3	18.209	13.901	20.595	52.705
4	17.963	13.898	20.590	52.451
5	17.973	13.767	20.673	52.413
6	17.916	13.775	19.965	51.656
7	17.781	13.720	20.028	51.529
8	17.735	13.699	20.339	51.773
9	18.245	13.641	20.306	52.192
10	17.766	13.698	20.066	51.530
11	17.811	13.674	19.981	51.466
12	17.752	13.653	19.918	51.323
13	17.730	13.748	20.385	51.863
14	17.805	13.700	19.919	51.424
15	17.849	13.693	20.031	51.573

Tour Lap	Secteur 1 Sector 1	Secteur 2 Sector 2	Secteur 3 Sector 3	Temps Time
16	17.790	13.693	19.943	51.426
17	17.838	13.683	20.070	51.591
18	17.771	13.642	20.113	51.526
19	17.780	13.675	19.885	51.340
FINISH				
20	17.708	13.764	20.059	51.531

128 ELLIS Hugo

		14.228	20.483	
START				
		24.781	28.041	44.014
1	28.072	14.345	20.483	1:02.900
2	18.045	13.844	20.157	52.046
3	17.835	13.853	20.095	51.783
4	17.932	13.817	20.650	52.399
5	18.003	13.874	20.315	52.192
6	17.823	13.733	20.006	51.562
7	17.844	14.052	20.070	51.966
8	17.806	13.669	19.906	51.381
9	17.834	13.746	20.013	51.593
10	17.726	13.817	19.976	51.519
11	17.661	13.722	19.929	51.312
12	17.707	13.708	20.128	51.543
13	17.794	13.618	19.982	51.394
14	17.749	14.642	20.394	52.785
15	17.745	13.764	20.113	51.622
16	17.714	13.696	20.015	51.425
17	17.710	13.657	20.021	51.388
18	17.792	13.652	19.907	51.351
19	17.761	13.914	20.095	51.770
FINISH				
20	17.778	13.756	19.975	51.509

129 BEAUMANN David

		16.592	21.207	
START				
		21.022	26.607	37.430
1	20.690	14.755	21.421	56.866
2	18.250	14.189	20.519	52.958

X 30 CHALLENGE EUROPA 2016

X30 Senior

(Sen) Race 2 - A

Historique / Records

Tour Lap	Secteur 1 Sector 1	Secteur 2 Sector 2	Secteur 3 Sector 3	Temps Time
3	18.437	14.030	20.807	53.274
4	18.054	13.871	20.888	52.813
5	18.099	13.916	20.596	52.611
6	17.922	14.304	20.196	52.422
7	17.904	13.682	20.217	51.803
8	17.769	14.011	20.262	52.042
9	17.866	13.756	19.930	51.552
10	17.841	13.724	19.867	51.432
11	18.001	13.974	20.199	52.174
12	17.818	13.786	20.209	51.813
13	17.971	13.769	19.954	51.694
14	18.206	13.678	20.103	51.987
15	17.995	13.726	19.971	51.692
16	18.403	13.737	20.020	52.160
17	17.950	13.922	20.086	51.958
18	17.849	13.781	19.950	51.580
19	17.792	13.678	19.892	51.362
FINISH				
20	17.871	13.795	19.970	51.636

131 PAUL Maximilian

14.259		20.350		
START				
24.235		27.798	43.083	
1	19.317	14.010	20.770	54.097
2	18.190	14.272	20.376	52.838
3	18.209	13.943	20.212	52.364
4	18.340	14.583	20.671	53.594
5	18.045	13.735	20.126	51.906
6	17.896	13.742	20.048	51.686
7	17.823	13.775	20.029	51.627
8	17.804	13.791	20.043	51.638
9	17.813	13.742	20.049	51.604
10	17.760	13.724	19.956	51.440
11	17.872	13.775	19.969	51.616
12	17.789	13.795	19.907	51.491
13	17.704	13.745	19.868	51.317
14	17.798			51.671
15	17.885	13.689	20.085	51.659
16	17.805	13.769	19.994	51.568
17	17.779	13.704	20.001	51.484

Tour Lap	Secteur 1 Sector 1	Secteur 2 Sector 2	Secteur 3 Sector 3	Temps Time
18	17.779	13.695	20.255	51.729
19	17.815	13.683	19.917	51.415
FINISH				
20	17.970	13.813	20.265	52.048

132 HODGSON Oliver

14.311		20.444		
START				
24.923		28.200	44.287	
1	19.177	13.938	20.212	53.327
2	18.033	13.880	20.120	52.033
3	18.001	13.748	20.024	51.773
4	17.882	13.854	20.011	51.747
5	17.856	13.759	20.087	51.702
6	17.749	13.821	20.069	51.639
7	17.800	13.817	20.300	51.917
8	18.651	13.745	20.378	52.774
9	17.702	13.711	20.557	51.970
10	17.859	13.712	19.875	51.446
11	17.764	13.714	19.903	51.381
12	17.726	13.763	19.894	51.383
13	17.779	13.709	19.877	51.365
14	17.747	13.684	19.880	51.311
15	17.694	13.672	19.904	51.270
16	17.707	13.709	19.977	51.393
17	17.745	13.684	19.957	51.386
18	17.726	13.638	19.894	51.258
19	17.729	13.714	19.872	51.315
FINISH				
20	17.764	13.759	19.863	51.386

136 CHANY Christopher

14.599		20.319		
START				
24.257		27.942	40.672	
1	20.098	14.443	20.765	55.306
2	18.027	13.796	20.808	52.631
3	18.159	14.040	20.147	52.346
4	17.919	13.749	20.439	52.107

X 30 CHALLENGE EUROPA 2016

X30 Senior

(Sen) Race 2 - A

Historique / Records

Tour Lap	Secteur 1 Sector 1	Secteur 2 Sector 2	Secteur 3 Sector 3	Temps Time
5	17.987	13.712	20.058	51.757
6	17.969	13.766	20.167	51.902
7	17.887	14.014	20.655	52.556
8	18.130	13.835	20.417	52.382
9	18.078	13.696	20.681	52.455
10	17.804	13.749	20.024	51.577
11	17.776	13.644	19.951	51.371
12	17.796	13.656	19.882	51.334
13	17.850	13.896	20.138	51.884
14	17.786	13.692	20.020	51.498
15	17.833	13.673	19.978	51.484
16	17.824	13.708	19.959	51.491
17	17.844	13.685	19.960	51.489
18	17.839	13.657	19.888	51.384
19	17.776	13.748	19.919	51.443
FINISH				
20	17.824	13.702	19.862	51.388

137 RIQUET Clément

14.429		20.465		
START				
	24.600	27.700	42.207	
1	20.509	14.436	20.593	55.538
2	18.087	14.112	20.944	53.143
3	18.159	14.044	20.602	52.805
4	17.963	13.733	20.162	51.858
5	18.218	13.714	19.950	51.882
6	17.959	13.711	20.020	51.690
7	17.862	13.800	20.403	52.065
8	17.892	13.740	20.011	51.643
9	17.802	13.681	19.960	51.443
10	17.724	13.645	19.889	51.258
11	17.782	13.675	19.931	51.388
12	17.723	13.706	19.904	51.333
13	17.678	13.654	19.814	51.146
14	17.696			51.535
15	17.903	14.766	23.882	56.551
16	18.520	13.964	20.062	52.546
17	17.716	13.678	19.920	51.314
18	17.732	13.714	19.916	51.362
19	17.763	13.777	19.895	51.435

Tour Lap	Secteur 1 Sector 1	Secteur 2 Sector 2	Secteur 3 Sector 3	Temps Time
FINISH				
20	17.739	13.819	20.056	51.614

140 CERIBELLA Anthony

14.975		20.765		
START				
	23.822	26.692	39.718	
1	20.694	15.375	21.387	57.456
2	18.329	14.093	20.566	52.988
3	17.851	14.190	20.541	52.582
4	17.959	13.818	19.901	51.678
5	17.809	13.615	20.078	51.502
6	18.339	13.775	19.937	52.051
7	17.867	13.575	19.847	51.289
8	17.752	13.586	19.958	51.296
9	17.928	13.618	20.094	51.640
10	17.811	13.733	20.190	51.734
11	17.728	13.623	19.974	51.325
12	17.677	13.633	19.810	51.120
13	17.675	13.609	19.829	51.113
14	17.717	13.633	19.890	51.240
15	17.758	13.775	20.501	52.034
16	17.773	13.659	19.868	51.300
17	17.716	13.701	19.966	51.383
18	17.788	13.626	19.925	51.339
19	17.840	13.721	19.897	51.458
FINISH				
20	18.014	13.773	20.508	52.295

142 RUSSO Vittorio Maria

15.395		21.207		
START				
	22.350	26.813	38.682	
1	20.744	14.612	21.218	56.574
2	18.070	14.064	20.968	53.102
3	18.121	13.943	20.612	52.676
4	17.831	13.974	20.057	51.862
5	17.764	13.677	19.994	51.435
6	18.321	13.687	20.073	52.081

X 30 CHALLENGE EUROPA 2016

X30 Senior

(Sen) Race 2 - A

Historique / Records

Tour Lap	Secteur 1 Sector 1	Secteur 2 Sector 2	Secteur 3 Sector 3	Temps Time
7	17.701	13.619	19.873	51.193
8	17.754	13.546	19.988	51.288
9	17.861	13.643	20.125	51.629
10	17.697	13.661	19.820	51.178
11	17.638	13.564	19.878	51.080
12	17.663	13.617	19.900	51.180
13	17.627	13.557	19.763	50.947
14	17.751			51.065
15	17.704	14.298	19.868	51.870
16	17.668	13.582	19.919	51.169
17	17.766	13.689	19.877	51.332
18	17.722	13.614	19.836	51.172
19	17.619	13.608	19.969	51.196
FINISH				
20	17.705	13.579	19.849	51.133

Tour Lap	Secteur 1 Sector 1	Secteur 2 Sector 2	Secteur 3 Sector 3	Temps Time
1	31.576	14.743	20.671	1:06.990
2	18.226	13.866	20.431	52.523
3	18.036	13.833	20.120	51.989
4	17.832	13.760	20.026	51.618
5	17.758	13.798	20.057	51.613
6	17.765	13.788	19.984	51.537
7	17.768	13.638	20.007	51.413
8	17.868	13.748	19.921	51.537
9	17.731	13.625	19.902	51.258
10	17.754	13.558	19.897	51.209
11	17.743	13.696	19.978	51.417
12	17.679	13.682	20.089	51.450
13	17.812	13.882	20.078	51.772
14	18.143	14.086	20.120	52.349
15	17.708	13.767	20.113	51.588
FINISH				

149 THOMPSON Joshua

	14.575	20.624		
START				
	24.610	26.726	39.895	
1	20.538	14.536	20.848	55.922
2	18.438	14.339	21.492	54.269
3	18.082	14.140	20.839	53.061
4	18.051	13.812	21.021	52.884
5	19.962	14.025	20.404	54.391
6	18.174	14.190	20.320	52.684
7	18.003	13.917	20.238	52.158
8	17.983	14.116	20.151	52.250
9	17.898	13.876	20.081	51.855
10	18.306	14.016	20.295	52.617
11	18.130	13.891	20.198	52.219
12	18.016	13.869	20.169	52.054
13	17.946	13.841	20.155	51.942
FINISH				

150 BAUDOT Geoffrey

	14.353	20.460		
START				
	24.254	28.335	43.471	

157 COUT Anthony

	14.448	20.555		
START				
	24.621	27.987	41.035	
1	19.729	14.029	20.520	54.278
2	18.113	14.116	20.701	52.930
3	18.153	13.963	20.468	52.584
4	17.968	13.914	20.523	52.405
5	17.949	13.829	20.167	51.945
6	17.940	13.808	20.272	52.020
7	17.954	13.772	20.131	51.857
8	17.826	13.743	19.994	51.563
9	17.862	13.726	19.987	51.575
10	17.836	13.736	19.999	51.571
11	17.911	13.788	20.026	51.725
12	18.118	13.748	19.969	51.835
13	17.823	13.740	20.081	51.644
14	18.003	13.698	20.038	51.739
15	17.785	14.157	20.430	52.372
16	17.859	13.781	20.390	52.030
17	17.949	13.712	20.025	51.686
18	17.837	13.741	20.313	51.891
19	18.140	13.702	20.084	51.926
FINISH				

X 30 CHALLENGE EUROPA 2016

X30 Senior

(Sen) Race 2 - A

Historique / Records

Tour	Secteur 1	Secteur 2	Secteur 3	Temps
Lap	Sector 1	Sector 2	Sector 3	Time
20	17.860	13.787	20.194	51.841

168 BONNETTO Romain

		14.371	20.336	
	START			
	24.461	27.966	42.664	
1	19.528	14.065	20.432	54.025
2	18.203	14.063	20.302	52.568
3	18.099	13.738	20.169	52.006
4	18.068	13.705	20.117	51.890
5	17.902	13.636	19.990	51.528
6	17.838	13.671	20.060	51.569
7	17.740	13.652	19.941	51.333
8	17.838	13.654	20.400	51.892
9	17.744	13.644	20.431	51.819
10	18.802	13.912	20.108	52.822
11	17.749	13.591	19.997	51.337
12	17.810	13.830	20.082	51.722
13	17.722	13.618	19.882	51.222
14	17.731	13.705	19.958	51.394
15	17.679	13.674	19.939	51.292
16	17.742	13.603	20.002	51.347
17	18.073	13.745	20.120	51.938
18	17.830	13.634	19.975	51.439
19	17.731	13.686	19.965	51.382
	FINISH			
20	17.814	13.620	20.526	51.960

170 LEON Carlos

		14.454	20.362	
	START			
	24.079	28.154	43.499	
1	19.211	14.055	20.282	53.548
2	18.096	13.979	20.130	52.205
3	18.040	13.827	20.526	52.393
4	18.064	13.858	19.957	51.879
5	18.003	13.764	20.335	52.102
6	17.861	13.762	20.259	51.882
7	17.940	13.763	19.954	51.657

Tour	Secteur 1	Secteur 2	Secteur 3	Temps
Lap	Sector 1	Sector 2	Sector 3	Time
8	17.899	13.815	20.015	51.729
9	17.895	13.702	20.107	51.704
10	18.598	13.909	20.286	52.793
11	17.884	13.753	19.960	51.597
12	17.859	13.774	20.133	51.766
13	17.823	13.753	19.993	51.569
14	17.873	13.755	20.254	51.882
15	18.005	13.831	20.285	52.121
16	17.866	13.787	19.930	51.583
17	17.902	13.962	20.076	51.940
18	17.825	13.769	19.886	51.480
19	17.909	13.804	20.251	51.964
	FINISH			
20	17.980	13.909	20.234	52.123

172 ROBINSON Saul Ryker

		14.239	20.378	
	START			
	24.814	27.868	40.939	
1	20.026	14.319	20.370	54.715
2	18.006	13.882	20.117	52.005
3	17.954	13.743	19.921	51.618
4	17.756	13.650	19.955	51.361
5	17.806	13.732	19.966	51.504
6	17.754	13.605	20.037	51.396
7	17.705	13.591	19.944	51.240
8	17.778	13.786	20.246	51.810
9	17.733	13.697	19.988	51.418
10	17.672	13.662	20.026	51.360
11	17.677	13.709	20.071	51.457
12	17.753	13.716	19.990	51.459
13	17.696	13.743	20.031	51.470
14	17.617	13.673	20.012	51.302
15	17.721	13.804	20.057	51.582
16	17.734	13.786	19.986	51.506
17	17.774	13.740	20.039	51.553
18	17.671	13.743	20.251	51.665
19	17.769	13.727	19.973	51.469
	FINISH			
20	17.777	13.737	20.063	51.577

X 30 CHALLENGE EUROPA 2016

X30 Senior

(Sen) Race 2 - A

Historique / Records

Tour	Secteur 1	Secteur 2	Secteur 3	Temps
Lap	Sector 1	Sector 2	Sector 3	Time

174 GIBIER Sébastien

		14.633	20.612	
	START			
	24.651	26.959	40.039	
1	20.526	14.682	20.821	56.029
2	18.149	13.907	20.337	52.393
3	18.189	13.932	20.402	52.523
4	17.987	13.909	20.663	52.559
5	17.826	13.751	20.804	52.381
6	17.889	13.816	20.079	51.784
7	17.760	13.785	20.018	51.563
8	17.694	13.794	20.110	51.598
9	17.793	13.712	20.000	51.505
10	17.794	13.703	19.966	51.463
11	17.726	13.738	20.355	51.819
12	17.983	13.807	19.944	51.734
13	17.755	13.747	20.008	51.510
14	17.760	13.844	19.962	51.566
15	17.715	13.715	19.983	51.413
16	17.686	13.733	20.019	51.438
17	17.765	13.720	20.077	51.562
18	17.742	13.700	19.974	51.416
19	17.760	13.788	20.023	51.571
	FINISH			
20	17.817	13.759	19.955	51.531

194 VIAN Jason

		14.556	20.421	
	START			
	24.548	27.333	40.622	
1	21.042	18.604	21.049	1:00.695
2	18.353	13.924	20.327	52.604
3	18.214	14.184	20.253	52.651
4	17.992	13.815	20.468	52.275
5	18.474	13.773	21.228	53.475
6	18.091	13.965	20.282	52.338
7	18.527	13.819	20.257	52.603
8	18.149	13.918	20.097	52.164
9	17.952	13.816	20.053	51.821

Tour	Secteur 1	Secteur 2	Secteur 3	Temps
Lap	Sector 1	Sector 2	Sector 3	Time

10	17.915	13.821	20.011	51.747
11	17.805	13.727	20.106	51.638
12	17.884	13.804	20.111	51.799
13	17.927	13.760	20.125	51.812
14	17.823	13.865	20.332	52.020
15	17.981	13.837	20.209	52.027
16	17.965	13.836	20.217	52.018
17	17.968	13.852	20.137	51.957
18	17.884	13.800	20.095	51.779
19	17.949	13.990	20.118	52.057
	FINISH			
20	18.084	13.872	20.362	52.318

205 MARION Aurélien

		15.449	21.070	
	START			
	22.613	27.204	37.565	
1	20.560	14.655	20.981	56.196
2	18.230	14.231	20.622	53.083
3	18.112	14.519	20.550	53.181
4	18.219	13.994	20.646	52.859
5	18.009	14.323	20.092	52.424
6	17.996	13.716	20.548	52.260
7	18.426	14.262	21.052	53.740
8	18.035	14.168	20.308	52.511
9	17.907	13.881	19.908	51.696
10	17.827	13.690	19.933	51.450
11	17.775	13.665	19.905	51.345
12	17.808	13.683	20.573	52.064
13	17.849	13.705	20.208	51.762
14	18.172	14.220	21.414	53.806
15	17.826	13.777	20.039	51.642
16	17.999	13.752	20.076	51.827
	FINISH			

215 LOUSSIER Paul

		14.351	20.472	
	START			
	24.694	28.105	41.385	

X 30 CHALLENGE EUROPA 2016

X30 Senior

(Sen) Race 2 - A

Historique / Records

Tour Lap	Secteur 1 Sector 1	Secteur 2 Sector 2	Secteur 3 Sector 3	Temps Time
1	19.940	14.335	20.316	54.591
2	18.128	14.191	20.665	52.984
3	18.021	13.824	20.333	52.178
4	18.231	13.830	20.642	52.703
5	19.012	13.840	21.373	54.225
6	19.179	14.529	20.556	54.264
7	18.031	13.800	20.052	51.883
8	17.930	13.655	20.026	51.611
9	17.968	13.708	20.094	51.770
10	18.205	13.731	19.906	51.842
11	17.802	13.660	20.051	51.513
12	17.800	13.719	20.100	51.619
13	17.803	13.649	20.024	51.476
14	17.839	15.510	20.820	54.169
15	18.062	13.694	20.331	52.087
FINISH				

216 BAIGUINI Ivan

		14.476	20.616	
START				
		24.177	27.060	40.282
1	21.333	14.889	21.377	57.599
2	18.206	14.616	20.682	53.504
3	18.203	13.739	21.059	53.001
4	18.054	13.800	20.953	52.807
5	18.114	14.471	20.210	52.795
6	17.866	13.962	20.036	51.864
7	17.827	13.814	20.557	52.198
8	17.805	13.896	20.061	51.762
9	17.810	14.073	20.070	51.953
10	17.744	13.737	19.939	51.420
11	17.871	13.929	19.916	51.716
12	17.736	13.811	20.353	51.900
13	17.884	14.095	20.334	52.313
14	18.162	14.076	20.201	52.439
15	18.009	13.797	20.003	51.809
16	18.378	13.801	19.921	52.100
17	17.892	13.882	19.976	51.750
18	17.893	13.751	19.914	51.558
19	17.754	13.792	19.962	51.508
FINISH				

Tour Lap	Secteur 1 Sector 1	Secteur 2 Sector 2	Secteur 3 Sector 3	Temps Time
20	17.857	13.756	20.590	52.203

217 GRINWIS Rowan

		14.558	20.392	
START				
		24.062	27.784	40.431
1	20.127	14.368	21.165	55.660
2	18.035	13.922	20.760	52.717
3	18.211	14.128	20.514	52.853
4	18.045	13.968	20.494	52.507
5	17.964	13.861	20.832	52.657
6	18.301	13.985	20.480	52.766
7	17.906	13.938	20.130	51.974
8	17.770	13.747	19.987	51.504
9	17.832	13.866	20.141	51.839
10	17.850	13.848	20.022	51.720
11	17.899	13.757	19.971	51.627
12	17.911	14.168	21.040	53.119
13	18.355	14.336	20.301	52.992
14	17.926	13.923	20.308	52.157
15	17.861	13.853	20.457	52.171
16	18.088	14.069	20.046	52.203
17	18.012	14.191	20.288	52.491
18	17.920	13.830	20.061	51.811
19	17.818	13.801	19.918	51.537
FINISH				
20	17.828	13.877	20.727	52.432

220 PINTO Diogo

		14.564	20.459	
START				
		24.487	27.703	42.352
1	19.456	13.915	20.334	53.705
2	18.076	13.846	20.116	52.038
3	17.991	13.722	20.172	51.885
4	18.210	13.753	20.066	52.029
5	17.897	13.758	20.041	51.696
6	17.853	13.734	20.288	51.875
7	17.867	13.664	20.104	51.635

X 30 CHALLENGE EUROPA 2016

X30 Senior

(Sen) Race 2 - A

Historique / Records

Tour	Secteur 1	Secteur 2	Secteur 3	Temps
Lap	Sector 1	Sector 2	Sector 3	Time
8	17.730	13.598	20.458	51.786
9	17.802	13.742	20.555	52.099
10	17.940	13.717	20.438	52.095
11	18.130	13.720	20.054	51.904
12	17.761	14.072	20.077	51.910
13	17.843	13.643	20.043	51.529
14	17.799	13.691	20.091	51.581
15	17.759	13.719	20.050	51.528
16	17.844	13.717	20.217	51.778
17	17.928	13.716	20.069	51.713
18	17.887	13.671	20.044	51.602
19	17.917	13.772	20.435	52.124
FINISH				
20	18.317	13.759	20.300	52.376

221 NÄSCHER Patrick

	14.394	20.324		
START				
	24.549	27.875	40.870	
1	20.654	14.584	20.865	56.103
2	18.192	15.132	20.583	53.907
3	18.135	14.659	20.441	53.235
4	18.012	14.226	20.742	52.980
5	17.930	13.780	20.056	51.766
6	17.945	14.017	20.871	52.833
7	18.085	14.036	20.182	52.303
8	17.923	13.957	19.996	51.876
9	17.814	14.016	20.316	52.146
10	17.779	13.795	20.393	51.967
11	17.819	13.618	20.008	51.445
12	17.816	13.770	20.010	51.596
13	17.867	14.003	20.796	52.666
14	18.618	14.579	23.663	56.860
15	18.022	13.828	20.152	52.002
16	17.873	13.826	20.085	51.784
17	17.846	13.852	20.092	51.790
18	17.860	13.801	20.040	51.701
19	17.802	13.839	20.022	51.663
FINISH				
20	17.839	13.818	19.986	51.643

Tour	Secteur 1	Secteur 2	Secteur 3	Temps
Lap	Sector 1	Sector 2	Sector 3	Time

239 SALVATORE Benjamin

		14.432	20.562	
START				
	24.723	28.032	41.339	
1	19.670	14.010	20.681	54.361
2	18.035	14.112	20.284	52.431
3	18.616	13.840	20.195	52.651
4	18.332	13.984	20.104	52.420
5	17.895	13.770	20.060	51.725
6	17.943	13.750	20.106	51.799
7	17.943	13.796	20.025	51.764
8	17.774	13.753	20.001	51.528
9	17.804	13.702	19.958	51.464
10	17.836	13.692	20.015	51.543
11	17.878	13.785	19.983	51.646
12	17.799	13.705	19.907	51.411
13	17.860	13.733	20.024	51.617
14	18.155	13.641	20.265	52.061
15	18.458	14.470	26.575	59.503
16	17.982	13.830	19.979	51.791
17	17.989	13.809	20.011	51.809
18	17.883	13.748	19.945	51.576
19	17.897	13.795	19.964	51.656
FINISH				
20	17.877	13.691	20.002	51.570

242 TENORIO Kevin

		14.451	20.874	
START				
	24.034	26.748	39.049	
1	21.346	14.722	21.081	57.149
2	18.180	14.129	20.722	53.031
3	18.280	14.249	21.152	53.681
4	18.148	13.737	20.349	52.234
5	17.940	13.911	20.004	51.855
6	17.927	13.743	20.291	51.961
7	17.789	13.716	19.863	51.368
8	17.802	13.642	20.265	51.709
9	18.022	13.736	19.989	51.747

X 30 CHALLENGE EUROPA 2016

X30 Senior

(Sen) Race 2 - A

Historique / Records

Tour Lap	Secteur 1 Sector 1	Secteur 2 Sector 2	Secteur 3 Sector 3	Temps Time
10	17.825	13.749	19.918	51.492
11	17.812	13.663	19.963	51.438
12	17.827	13.846	19.885	51.558
13	17.864	13.693	19.982	51.539
14	17.881	13.703	20.134	51.718
15	17.810	13.754	20.468	52.032
16	18.061	13.798	19.989	51.848
17	17.843	13.738	19.991	51.572
18	18.118	13.744	19.921	51.783
19	17.841	13.890	19.966	51.697
FINISH				
20	17.941	13.796	20.018	51.755

263 DI CORI Alessandro

	16.717	21.426		
START				
	20.734	27.060	37.739	
1	21.192	14.828	21.163	57.183
2	18.185	14.074	20.404	52.663
3	18.202	13.761	20.555	52.518
4	17.927	13.780	20.088	51.795
5	19.732	14.086	19.968	53.786
6	17.818	13.660	19.921	51.399
7	18.065	14.088	20.401	52.554
8	17.658	13.670	19.855	51.183
9	17.727	13.765	19.853	51.345
10	17.726	13.644	19.885	51.255
11	17.689	13.616	19.882	51.187
12	17.714	13.986	20.519	52.219
13	17.662	13.647	19.834	51.143
14	17.713	13.684	20.081	51.478
15	17.752	13.673	20.138	51.563
16	17.856	13.634	19.990	51.480
17	17.795	13.731	19.999	51.525
18	17.704	13.694	19.943	51.341
FINISH				

273 VAN DER LAAN Mauricio

	14.597	20.503		
--	--------	--------	--	--

Tour Lap	Secteur 1 Sector 1	Secteur 2 Sector 2	Secteur 3 Sector 3	Temps Time
START				
	24.231	27.242	39.971	
1	20.602	14.846	20.956	56.404
2	18.262	14.188	20.529	52.979
3	18.161	14.234	20.316	52.711
4	18.049	13.823	20.098	51.970
5	17.872	13.714	20.308	51.894
6	18.887	14.033	20.114	53.034
7	17.886	13.791	20.053	51.730
8	17.845	13.786	20.515	52.146
9	18.653	13.954	20.130	52.737
10	17.924	14.188	20.684	52.796
11	18.060	13.883	19.981	51.924
12	17.805	14.031	20.169	52.005
13	17.796	13.898	20.101	51.795
14	18.120	13.755	20.140	52.015
15	18.374	14.234	20.140	52.748
16	18.562	13.953	20.087	52.602
17	17.895	13.862	20.013	51.770
18	17.861	13.776	20.005	51.642
19	17.834	13.841	20.031	51.706
FINISH				
20	17.865	13.858	20.172	51.895

X30 Senior

(Sen) Race 2 - A

Tour par tour / Lap by lap

Grille / Grid	102	132	114	128	150	170	111	131	168	220	137	239	215	157	116	172	221	136	194	217	107	174	216	140	273	242	149	121	106	120	142	205	129	263	
Départ / Start	102	132	114	128	170	150	131	111	220	168	239	137	157	215	172	116	136	221	194	217	174	107	140	242	121	216	273	120	149	205	106	142	129	263	
Tour / Lap 1	102	132	170	114	220	131	168	239	157	215	172	111	137	136	107	217	116	221	174	121	149	273	205	242	140	142	216	129	106	263	120	194	128	150	
Tour / Lap 2	102	132	170	220	114	170	168	131	239	172	157	111	215	136	107	137	116	217	174	121	221	273	205	242	140	142	149	129	263	216	120	106	194	128	150
Tour / Lap 3	102	132	220	114	170	168	172	131	239	111	157	215	136	116	137	107	174	217	121	273	221	140	205	142	263	149	242	129	216	120	106	128	194	150	
Tour / Lap 4	132	102	114	220	170	172	168	111	239	157	131	215	136	116	137	107	174	217	121	273	140	142	263	221	205	242	149	129	216	106	128	120	194	150	
Tour / Lap 5	132	102	114	220	172	170	168	111	239	157	131	136	116	137	107	174	215	121	217	140	273	142	221	242	205	263	106	129	128	216	120	149	194	150	
Tour / Lap 6	132	102	114	172	220	168	170	111	239	131	157	136	116	137	174	121	107	140	142	217	273	242	215	221	263	205	106	128	216	129	120	194	149	150	
Tour / Lap 7	102	132	114	172	220	168	170	111	239	131	157	116	137	136	174	121	140	107	142	217	273	242	215	221	263	106	128	129	216	205	120	149	194	150	
Tour / Lap 8	102	172	114	132	220	168	170	111	239	131	157	137	116	136	174	140	121	142	107	217	242	273	215	263	221	128	106	216	129	120	205	150	149	194	
Tour / Lap 9	102	172	114	132	168	220	170	111	239	131	157	137	116	174	140	142	136	121	107	217	242	215	263	273	128	106	221	129	216	205	150	120	149	194	
Tour / Lap 10	102	172	132	111	220	114	168	170	239	131	157	137	174	142	140	136	121	107	116	217	242	263	215	128	106	221	273	129	216	205	150	120	194	149	
Tour / Lap 11	102	172	132	111	114	220	168	170	239	131	157	137	142	174	140	136	121	107	116	217	242	263	215	128	106	221	273	216	129	205	150	120	194	149	
Tour / Lap 12	102	172	132	111	114	168	220	239	170	131	137	157	142	140	174	136	121	107	116	242	263	215	217	128	106	221	273	216	129	150	205	120	194	149	
Tour / Lap 13	102	172	132	111	114	168	220	239	170	131	137	157	142	140	174	136	121	116	242	107	263	215	128	217	221	106	273	129	150	216	205	120	194	149	
Tour / Lap 14	102	172	132	111	114	168	220	170	239	131	137	142	157	140	174	136	121	242	116	263	107	128	217	215	106	273	129	150	216	205	120	194	221		
Tour / Lap 15	102	172	132	111	114	168	220	131	170	142	140	157	174	136	121	137	263	242	107	116	128	239	217	106	215	129	150	273	216	205	120	194	221		
Tour / Lap 16	102	172	132	111	114	168	220	131	170	142	140	174	157	136	121	263	242	137	107	116	128	239	106	217	129	216	273	205	120	194	221				
Tour / Lap 17	102	172	132	111	114	168	220	131	142	170	140	174	157	136	121	263	242	137	107	116	128	239	106	129	217	216	273	120	194	221					
Tour / Lap 18	102	132	172	111	114	168	220	142	131	170	140	174	136	157	121	263	137	242	107	128	116	239	106	129	217	216	273	120	194	221					
Tour / Lap 19	102	132	172	114	111	168	142	220	131	170	140	174	136	121	157	137	242	128	107	116	239	106	129	217	216	273	120	194	221						
Tour / Lap 20	102	132	172	111	114	168	142	131	220	170	140	174	136	121	157	137	242	128	107	116	239	106	129	217	216	273	120	194	221						