


































X30 Senior

Classement final Course B / Final classification Classification Race B

Cl ^t	N°	Concurrent	Pilote	Nat	Nat	R1	R3	Points
Rnk	No.	Entrant	Driver					
1	203	Mattu Bastiano	MATTU Fabio	ITA		88	76	164
2	104	Evokart Srl	SOTIROPOULOS Fotis	GRE		83	79	162
3	144	R Reproduction	LAY Gilian	FRA		71	88	159
4	151	AC Motorsport	FONTECHA MARTINEZ Laia	SPA		79	74	153
5	124	Litchfield Motorsport	HASKETT Roman	GBR		69	83	152
6	266	Cappello Motorsport	CAPPELLO Christopher	FRA		76	73	149
7	173	240 Racing	MARKIEWICZ Nicolas	FRA		73	71	144
8	146	Braun Racing	ESCARTIN Orso	FRA		74	70	144
9	176	Ludo Racing	ARNAUD Hugo	FRA		70	72	142
10	147	Mc Mahon	MC MAHON Sean	IRL		66	69	135
11	117	Team Zinner	HAUSSERMANN Justin	GER		65	68	133
12	165	Ludo Racing	POTAIN Jérémy	FRA		72	59	131
13	218	Duarte Paulo	DUARTE Luis	POR		63	67	130
14	211	Im-Racing	FELBER Alessandro	SUI		67	63	130
15	118	Mad-Croc Karting	OVASKA Tuisku	FIN		64	64	128
16	158	Marserou	MARSEROU Vincent	FRA		60	65	125
17	103	Evokart Srl	GRADELLINI Manuel	ITA		68	54	122
18	208	RK Compétition	NOTARGIACOMO Johan	FRA		58	61	119
19	148	NKS for racing	HOFMANN Sophie	GER		57	57	114
20	171	Martinez Fedi Pablo	MARTINEZ CLAVELL Daniel	SPA		59	55	114
21	235	SWRD	WING HOONG Chia	MYS		51	62	113
22	246	Jetzer Ramona	JETZER Ramona	SUI		53	60	113
23	127	Vailati Lorenzo	VAILATI Lorenzo	ITA		62	51	113
24	141	Athens Kart Shop	GALANOPOULOS Efstratios	GRE		54	58	112
25	237	PDB Racing Team	BARTELS Mike	NED		61	49	110
26	134	RL-Competition	HOCHWIND Timo	GER		55	52	107
27	177	AK-Racing	HEIM Philipp	GER		56	50	106
28	272	Motor's	RASCLE Hugo	FRA		49	56	105
29	112	Motor's	DUC-GONINAZ Louis-Alexandre	FRA		52	53	105
30	119	IM-Racing	LEHNER Norick	SUI		-	66	66
31	223	Scuderia PCR	VECCHIO Federico	ITA		50	-	50
32	125	JRK	JAYNE Kévin	FRA		0	-	-
33	163	Hublet	HUBLET Axel	FRA		0	-	-

Le Chronométrage



Affiché à

Le Président du Collège

X30 Senior

(Sen) Race 1 - B

Classement / Classification

Cl ^t	N ^o	Concurrent	Pilote	Nat	Nat	Tours	Ecart	M.Tour	Vitesse	Pénalité	Points
Rnk	No.	Entrant	Driver			Laps	Gap	B.Lap	Speed	Penalty	
1	203	Mattu Bastiano	MATTU Fabio	ITA		12		51.508	87,78		88
2	104	Evokart Srl	SOTIROPOULOS Fotis	GRE		12	+0.416	51.437	87,90		83
3	151	AC Motorsport	FONTTECHA MARTINEZ Laia	SPA		12	+2.987	51.269	88,19		79
4	266	Cappello Motorsport	CAPPELLO Christopher	FRA		12	+3.763	51.619	87,59		76
5	146	Braun Racing	ESCARTIN Orso	FRA		12	+4.170	51.418	87,93		74
6	173	240 Racing	MARKIEWICZ Nicolas	FRA		12	+5.493	51.635	87,56		73
7	165	Ludo Racing	POTAIN Jérémy	FRA		12	+5.573	51.166	88,37		72
8	144	R Reproduction	LAY Gilian	FRA		12	+5.677	51.337	88,07		71
9	176	Ludo Racing	ARNAUD Hugo	FRA		12	+6.117	51.266	88,19		70
10	124	Litchfield Motorsport	HASKETT Roman	GBR		12	+6.660	51.709	87,44		69
11	103	Evokart Srl	GRADELLINI Manuel	ITA		12	+8.296	51.439	87,90		68
12	211	Im-Racing	FELBER Alessandro	SUI		12	+8.336	51.422	87,93		67
13	147	Mc Mahon	MC MAHON Sean	IRL		12	+8.492	51.442	87,89		66
14	117	Team Zinner	HAUSSERMANN Justin	GER		12	+10.062	51.554	87,70		65
15	118	Mad-Croc Karting	OVASKA Tuisku	FIN		12	+10.321	51.582	87,65		64
16	218	Duarte Paulo	DUARTE Luis	POR		12	+10.527	51.449	87,88		63
17	127	Vailati Lorenzo	VAILATI Lorenzo	ITA		12	+11.035	51.658	87,52		62
18	237	PDB Racing Team	BARTELS Mike	NED		12	+13.118	51.765	87,34		61
19	158	Marserou	MARSEYOU Vincent	FRA		12	+13.772	51.432	87,91		60
20	171	Martinez Fedi Pablo	MARTINEZ CLAVELL Daniel	SPA		12	+14.850	51.429	87,91	+10.000	59
21	208	RK Compétition	NOTARGIACOMO Johan	FRA		12	+16.442	52.210	86,60		58
22	148	NKS for racing	HOFMANN Sophie	GER		12	+20.028	52.399	86,29		57
23	177	AK-Racing	HEIM Philipp	GER		12	+21.698	52.557	86,03		56
24	134	RL-Competition	HOCHWIND Timo	GER		12	+22.485	52.502	86,12		55
25	141	Athens Kart Shop	GALANOPOULOS Efstratios	GRE		12	+22.677	52.121	86,75		54
26	246	Jetzer Ramona	JETZER Ramona	SUI		12	+22.934	51.986	86,97		53
27	112	Motor's	DUC-GONINAZ Louis-Alexandre	FRA		12	+23.715	52.507	86,11		52
28	235	SWRD	WING HOONG Chia	MYS		9	+3 Laps	51.902	87,11		51
29	223	Scuderia PCR	VECCHIO Federico	ITA		8	+4 Laps	52.377	86,32		50
30	272	Motor's	RASCLE Hugo	FRA			+12 Laps				49

Meilleur tour / Best lap: 165 POTAIN Jérémy - 51.166

Pas un tour / No lap

272	Motor's	RASCLE Hugo	FRA		49
-----	---------	-------------	-----	--	----

Absent sur la grille / DNSs

125	JRK	JAYNE Kévin	FRA	
163	Hublet	HUBLET Axel	FRA	

Exclu de la manche / Excluded

119	IM-Racing	LEHNER Norick	SUI	
-----	-----------	---------------	-----	--

X 30 CHALLENGE EUROPA 2016

X30 Senior

(Sen) Race 1 - B

Classement / Classification

Cl	N°	Concurrent	Pilote	Nat	Nat	Tours	Ecart	M.Tour	Vitesse	Pénalité	Points
Rnk	No.	Entrant	Driver			Laps	Gap	B.Lap	Speed	Penalty	

Exclus de la manifestation / Excluded from the event

139	Piselli Matteo	PISELLI Matteo	ITA	
-----	----------------	----------------	-----	---

N° 171 Pénalité 10 secondes / Time penalty of 10s : Carénage avant mal installé / Incorrectly installed front fairing

N° 119 Exclusion de la manche / Exclusion from the heat : Non conformité technique / Technical non-compliance Rapport n° 32

N° 139 Exclusion du meeting / Exclusion from the meeting : Exclusion du meeting / Exclusion from the meeting Rapport n° 45

Sous réserve du contrôle technique ou de fait sportif

Le Chronométrage



Affiché à

Le Président du Collège

Tour	Secteur 1	Secteur 2	Secteur 3	Temps
Lap	Sector 1	Sector 2	Sector 3	Time
103 GRADELLINI Manuel				
		17.173	22.785	
START				
	19.678	26.000	48.016	
1	20.277	14.651	20.643	55.571
2	18.500	14.060	20.337	52.897
3	18.224	14.367	20.460	53.051
4	18.022	13.909	20.143	52.074
5	17.919	13.828	20.082	51.829
6	17.974	13.800	20.047	51.821
7	17.940	13.861	19.961	51.762
8	17.859	13.831	19.956	51.646
9	17.836			51.439
10	17.795	13.703	20.002	51.500
11	18.832			53.843
FINISH				
12	18.286			53.420

104 SOTIROPOULOS Sotis				
		15.123	21.438	
START				
	20.754	31.031	49.497	
1	19.328	14.260	21.190	54.778
2	18.448	13.943	20.435	52.826
3	18.148	13.953	20.291	52.392
4	18.080	13.816	20.129	52.025
5	18.006	13.752	20.101	51.859
6	17.902	13.735	20.043	51.680
7	17.853	13.724	20.065	51.642
8	17.831	13.713	19.984	51.528
9	17.866			51.558
10	17.843	13.708	19.960	51.511
11	17.803			51.437
FINISH				
12	18.019			51.769

112 DUC-GONINAZ Louis-Alexandre				
		17.449	22.271	
START				
	19.325	26.609	47.159	
1	20.661	15.537	21.333	57.531

2	18.808	15.233	20.759	54.800
3	18.523	14.286	20.723	53.532
4	18.385	14.807	20.714	53.906
5	18.299	14.312	20.625	53.236
6	18.562	14.855	21.018	54.435
7	18.618	14.373	20.663	53.654
8	18.263	14.137	20.674	53.074
9	18.429			53.344
10	18.337	14.101	20.437	52.875
11	18.078			52.507
FINISH				
12	18.202	14.065	20.589	52.856

117 HAUSSERMANN Justin				
		17.275	22.255	
START				
	19.275	26.460	47.249	
1	20.604	15.157	21.421	57.182
2	18.325	14.614	20.443	53.382
3	18.061	13.835	20.320	52.216
4	18.006	14.062	20.688	52.756
5	18.507	14.369	20.274	53.150
6	18.160	13.968	20.240	52.368
7	17.791	13.807	20.079	51.677
8	17.816	13.751	20.065	51.632
9	17.772			51.798
10	18.144	14.075	20.084	52.303
11	17.787			51.554
FINISH				
12	17.733			51.588

118 OVASKA Tuisku				
		17.061	21.878	
START				
	19.139	28.306	48.251	
1	20.697	14.874	20.995	56.566
2	19.022	14.546	20.331	53.899
3	18.056	13.956	20.327	52.339
4	18.410	14.750	20.333	53.493
5	18.503	14.230	20.206	52.939
6	17.889	13.797	20.057	51.743
7	17.797	13.820	20.126	51.743

X 30 CHALLENGE EUROPA 2016

X30 Senior

(Sen) Race 1 - B

Historique / Records

Tour Lap	Secteur 1 Sector 1	Secteur 2 Sector 2	Secteur 3 Sector 3	Temps Time
8	17.911	13.998	20.047	51.956
9	17.893			52.584
10	18.106	13.900	20.083	52.089
11	17.799			51.582
FINISH				
12	17.781			52.126

119 LEHNER Norick

	15.449	21.367		
START				
	19.694	30.673	49.207	
1	19.924	14.295	20.817	55.036
2	18.278	14.202	21.071	53.551
3	18.148	13.954	20.493	52.595
4	18.057	13.869	20.089	52.015
5	17.920	13.828	20.009	51.757
6	18.189	14.077	19.992	52.258
7	17.867	13.773	19.949	51.589
8	17.848	13.784	19.920	51.552
9	17.902			51.782
10	17.924	13.876	20.039	51.839
11	18.232			51.937
FINISH				
12	17.845			51.596

124 HASKETT Roman

	16.678	21.706		
START				
	19.053	29.131	48.131	
1	20.490	14.438	20.664	55.592
2	18.323	14.094	20.382	52.799
3	18.215	13.940	20.978	53.133
4	18.310	13.948	20.298	52.556
5	18.066	13.857	20.606	52.529
6	18.187	13.874	20.070	52.131
7	17.984	13.886	20.259	52.129
8	17.918	13.827	19.974	51.719
9	17.860			51.835
10	17.873	13.885	20.350	52.108

Tour Lap	Secteur 1 Sector 1	Secteur 2 Sector 2	Secteur 3 Sector 3	Temps Time
11	17.834			51.758
FINISH				
12	17.928			51.709

127 VAILATI Lorenzo

		15.936	21.372	
START				
	18.663	31.147	48.459	
1	20.357	14.298	21.231	55.886
2	18.301	14.041	20.620	52.962
3	18.945	14.391	21.125	54.461
4	18.349	14.351	20.240	52.940
5	18.046	13.934	20.290	52.270
6	17.996	13.970	20.699	52.665
7	18.129	14.280	20.210	52.619
8	17.993	13.853	20.119	51.965
9	17.924			52.627
10	18.109	14.243	20.778	53.130
11	17.955			51.813
FINISH				
12	17.863			51.658

134 HOCHWIND Timo

		21.333	22.595	
START				
	19.107	22.314	47.686	
1	20.656	14.941	21.039	56.636
2	18.913	16.640	21.886	57.439
3	18.526	14.244	20.641	53.411
4	18.164	13.915	20.718	52.797
5	18.258	14.445	20.490	53.193
6	18.297	14.094	20.205	52.596
7	17.994	14.095	20.413	52.502
8	18.832	14.204	20.544	53.580
9	18.600			53.187
10	18.264	14.044	20.404	52.712
11	18.003			52.923
FINISH				
12	18.664	14.001	20.996	53.661

X 30 CHALLENGE EUROPA 2016

X30 Senior

(Sen) Race 1 - B

Historique / Records

Tour	Secteur 1	Secteur 2	Secteur 3	Temps
Lap	Sector 1	Sector 2	Sector 3	Time

139 PISELLI Matteo

		17.902	22.961	
	START			
	19.420	25.137	47.277	
1	20.580	15.093	21.668	57.341
2	19.170	14.798	22.088	56.056
3	18.485	14.335	20.617	53.437
4	18.268	14.022	20.591	52.881
5	18.180	14.559	20.364	53.103
6	18.139	14.250	20.865	53.254
7	18.232	13.923	20.180	52.335
8	18.172	14.547	20.302	53.021
9	18.388			53.160
10	18.287	14.089	22.040	54.416
11	18.216			52.288
	FINISH			
12	17.932	13.828	20.909	52.669

141 GALANOPOULOS Efstratios

		17.330	23.037	
	START			
	19.959	23.086	46.574	
1	20.592	15.019	21.718	57.329
2	18.423	14.614	21.671	54.708
3	18.545	14.237	20.625	53.407
4	18.201	14.260	20.558	53.019
5	18.185	14.519	20.400	53.104
6	18.145	14.321	20.886	53.352
7	19.225	14.190	20.349	53.764
8	17.936	13.952	20.233	52.121
9	18.205			53.017
10	18.093	14.308	20.263	52.664
11	17.943			52.477
	FINISH			
12	18.330	14.130	21.262	53.722

144 LAY Gilian

		17.233	26.399	
--	--	--------	--------	--

Tour	Secteur 1	Secteur 2	Secteur 3	Temps
Lap	Sector 1	Sector 2	Sector 3	Time

	START			
	19.146	22.808	47.761	
1	20.758	15.001	20.961	56.720
2	19.190	14.518	20.358	54.066
3	18.047	13.779	20.172	51.998
4	18.161	14.263	20.386	52.810
5	18.274	13.678	20.099	52.051
6	17.843	13.694	20.065	51.602
7	17.843	13.881	19.939	51.663
8	17.740	13.609	19.988	51.337
9	17.753			51.675
10	17.770	13.633	19.981	51.384
11	17.679			51.506
	FINISH			
12	17.714			51.483

146 ESCARTIN Orso

		15.157	21.318	
	START			
	20.635	30.912	49.580	
1	20.023	14.330	20.763	55.116
2	18.398	14.032	20.465	52.895
3	18.245	13.976	20.281	52.502
4	18.054	13.918	20.249	52.221
5	18.025	13.902	20.141	52.068
6	18.777	14.147	20.136	53.060
7	17.888	13.777	20.282	51.947
8	17.937	13.689	20.033	51.659
9	17.921			51.676
10	17.880	13.704	20.250	51.834
11	17.988			52.204
	FINISH			
12	17.771			51.418

147 MC MAHON Sean

		17.347	22.449	
	START			
	19.941	26.025	47.939	
1	20.348	14.805	21.216	56.369

X 30 CHALLENGE EUROPA 2016

X30 Senior

(Sen) Race 1 - B

Historique / Records

Tour Lap	Secteur 1 Sector 1	Secteur 2 Sector 2	Secteur 3 Sector 3	Temps Time
2	18.914	14.351	20.453	53.718
3	18.109	13.862	20.431	52.402
4	18.329	14.423	20.723	53.475
5	18.309	13.942	20.023	52.274
6	17.915	13.733	20.025	51.673
7	17.804	13.906	19.988	51.698
8	17.856	13.768	19.973	51.597
9	17.813			51.442
10	17.814	13.724	19.940	51.478
11	17.780			51.467
FINISH				
12	18.027			53.034

148 HOFMANN Sophie

	17.584	22.448		
START				
	19.655	25.445	46.434	
1	21.019	15.051	21.881	57.951
2	18.694	14.349	21.175	54.218
3	18.436	14.054	20.637	53.127
4	18.216	14.354	20.631	53.201
5	18.136	14.144	20.511	52.791
6	18.214	14.271	20.403	52.888
7	18.186	14.316	20.456	52.958
8	18.757	14.001	20.522	53.280
9	18.310			52.655
10	18.133	13.974	20.448	52.555
11	18.128			52.399
FINISH				
12	18.172	13.929	20.428	52.529

151 FONTECHA MARTINEZ Laia

	15.754	21.476		
START				
	19.275	30.489	49.107	
1	20.125	14.376	21.142	55.643
2	18.218	13.987	20.901	53.106
3	18.237	13.829	21.100	53.166
4	18.130	13.829	20.164	52.123

Tour Lap	Secteur 1 Sector 1	Secteur 2 Sector 2	Secteur 3 Sector 3	Temps Time
5	17.930	13.694	20.099	51.723
6	17.880	13.883	20.177	51.940
7	17.948	13.718	19.926	51.592
8	17.765	13.670	19.834	51.269
9	17.899			51.705
10	18.084	13.702	20.021	51.807
11	17.936			51.671
FINISH				
12	17.757			51.391

158 MARSEROU Vincent

	17.076	22.794		
START				
	19.286	23.055	47.215	
1	20.532	15.223	21.578	57.333
2	18.388	15.138	22.538	56.064
3	18.470	14.002	20.618	53.090
4	18.202	13.970	20.495	52.667
5	18.239	14.106	20.480	52.825
6	18.041	13.828	20.459	52.328
7	18.038	14.313	20.166	52.517
8	17.855	13.748	20.057	51.660
9	17.839			51.773
10	17.826	13.743	20.001	51.570
11	17.797			51.446
FINISH				
12	17.897			51.432

165 POTAIN Jérémy

	16.692	21.586		
START				
	19.007	28.939	48.369	
1	20.614	14.180	21.024	55.818
2	18.235	14.769	20.386	53.390
3	18.453	14.500	20.716	53.669
4	18.041	13.830	20.370	52.241
5	17.978	13.737	20.299	52.014
6	18.425	14.333	20.057	52.815
7	17.772	13.684	19.995	51.451

X 30 CHALLENGE EUROPA 2016

X30 Senior

(Sen) Race 1 - B

Historique / Records

Tour Lap	Secteur 1 Sector 1	Secteur 2 Sector 2	Secteur 3 Sector 3	Temps Time
8	17.910	13.858	19.941	51.709
9	17.867			51.605
10	17.714	13.622	19.830	51.166
11	17.798			51.547
FINISH				
12	18.119			51.904

171 MARTINEZ CLAVELL Daniel

	16.754	22.073		
START				
	19.207	28.242	47.915	
1	20.386	14.942	21.097	56.425
2	18.414	14.000	20.278	52.692
3	18.566	14.012	20.565	53.143
4	18.276	14.042	20.090	52.408
5	17.953	13.728	19.989	51.670
6	18.167	14.027	19.924	52.118
7	17.950	13.723	19.879	51.552
8	17.886	13.728	19.947	51.561
9	17.958			51.505
10	17.869	13.678	19.882	51.429
11	17.835			51.622
FINISH				
12	17.890			51.494

173 MARKIEWICZ Nicolas

	15.178	21.620		
START				
	19.997	30.782	49.383	
1	19.654	14.291	20.839	54.784
2	18.489	14.313	20.725	53.527
3	18.156	14.413	21.080	53.649
4	18.087	13.863	20.241	52.191
5	18.347	13.828	20.284	52.459
6	17.962	13.745	20.064	51.771
7	17.873	13.795	20.011	51.679
8	17.885	13.766	19.984	51.635
9	17.828			51.695
10	17.949	13.752	20.155	51.856

Tour Lap	Secteur 1 Sector 1	Secteur 2 Sector 2	Secteur 3 Sector 3	Temps Time
11	17.837			52.685
FINISH				
12	18.048			51.894

176 ARNAUD Hugo

	16.944	22.456		
START				
	18.870	28.108	47.576	
1	20.511	15.119	20.823	56.453
2	18.654	14.823	20.312	53.789
3	18.009	13.776	20.175	51.960
4	18.261	14.281	20.287	52.829
5	18.242	13.719	19.991	51.952
6	17.745	13.732	20.148	51.625
7	17.813	13.657	19.943	51.413
8	17.958	14.070	19.957	51.985
9	17.701			51.266
10	17.681	13.690	19.973	51.344
11	17.613			51.734
FINISH				
12	17.766			51.371

177 HEIM Philipp

	17.133	22.209		
START				
	19.605	26.476	47.856	
1	20.545	14.976	21.247	56.768
2	18.652	15.480	20.805	54.937
3	18.347	14.644	20.793	53.784
4	18.322	14.106	20.658	53.086
5	18.588	14.127	21.034	53.749
6	18.126	14.013	20.560	52.699
7	18.056	14.309	20.602	52.967
8	18.876	14.074	20.634	53.584
9	18.691			53.264
10	18.212	13.988	20.357	52.557
11	18.161			53.087
FINISH				
12	18.347	14.042	20.589	52.978

X 30 CHALLENGE EUROPA 2016

X30 Senior

(Sen) Race 1 - B

Historique / Records

Tour	Secteur 1	Secteur 2	Secteur 3	Temps
Lap	Sector 1	Sector 2	Sector 3	Time
203 MATTU Fabio				
		15.549	21.259	
START				
	19.649	30.732	49.226	
1	19.315	14.260	20.839	54.414
2	18.381	14.018	20.224	52.623
3	18.100	13.977	20.214	52.291
4	18.056	13.887	20.173	52.116
5	17.952	13.833	20.037	51.822
6	17.931	13.797	20.001	51.729
7	17.909	13.801	19.937	51.647
8	17.876	13.751	19.908	51.535
9	17.865			51.573
10	17.852	13.806	19.913	51.571
11	17.798			51.508
FINISH				
12	17.818			51.583

Tour	Secteur 1	Secteur 2	Secteur 3	Temps
Lap	Sector 1	Sector 2	Sector 3	Time
208 NOTARGIACOMO Johan				
		17.639	23.128	
START				
	20.192	22.577	46.459	
1	20.900	14.835	21.960	57.695
2	18.545	14.562	21.194	54.301
3	18.396	14.116	20.623	53.135
4	18.201	14.129	20.721	53.051
5	18.162	13.997	20.490	52.649
6	18.167	13.880	20.268	52.315
7	18.060	13.921	20.323	52.304
8	18.050	13.968	20.330	52.348
9	18.051			52.504
10	18.004	13.879	20.330	52.213
11	17.998			52.210
FINISH				
12	18.057	13.898	20.344	52.299

Tour	Secteur 1	Secteur 2	Secteur 3	Temps
Lap	Sector 1	Sector 2	Sector 3	Time
211 FELBER Alessandro				
		16.793	21.563	

Tour	Secteur 1	Secteur 2	Secteur 3	Temps
Lap	Sector 1	Sector 2	Sector 3	Time
START				
	19.050	28.967	48.090	
1	20.711	14.491	20.582	55.784
2	18.322	14.110	20.402	52.834
3	18.253	13.902	21.041	53.196
4	18.367	13.954	20.512	52.833
5	17.926	13.776	20.211	51.913
6	18.488	14.415	20.300	53.203
7	17.983	13.804	19.988	51.775
8	18.176	14.241	20.120	52.537
9	17.886			51.532
10	17.822	13.660	19.940	51.422
11	17.867			51.641
FINISH				
12	18.004			53.077

Tour	Secteur 1	Secteur 2	Secteur 3	Temps
Lap	Sector 1	Sector 2	Sector 3	Time
218 DUARTE Luis				
		17.395	22.029	
START				
	19.124	27.105	46.837	
1	20.436	15.386	21.339	57.161
2	18.509	15.293	20.683	54.485
3	18.718	14.191	20.596	53.505
4	18.265	14.245	20.369	52.879
5	17.983	13.889	20.026	51.898
6	17.775	13.767	19.907	51.449
7	17.744	14.281	20.086	52.111
8	17.904	13.834	19.891	51.629
9	17.756			51.630
10	17.767	13.777	20.224	51.768
11	17.853			51.522
FINISH				
12	17.870			51.612

Tour	Secteur 1	Secteur 2	Secteur 3	Temps
Lap	Sector 1	Sector 2	Sector 3	Time
223 VECCHIO Federico				
		16.529	21.776	
START				
	18.966	29.491	48.277	
1	20.794	14.876	20.841	56.511

X 30 CHALLENGE EUROPA 2016

X30 Senior

(Sen) Race 1 - B

Historique / Records

Tour Lap	Secteur 1 Sector 1	Secteur 2 Sector 2	Secteur 3 Sector 3	Temps Time
2	18.479	14.105	20.733	53.317
3	18.530	14.093	21.079	53.702
4	18.390	14.209	20.346	52.945
5	19.628	14.133	20.346	54.107
6	18.280	13.945	20.152	52.377
7	18.345	17.126	20.766	56.237
8	19.773	19.904	22.850	1:02.527
FINISH				

235 WING HOONG Chia

	17.383	22.155		
START				
	19.326	26.773	47.823	
1	20.254	15.194	21.444	56.892
2	18.525	14.934	20.732	54.191
3	18.320	14.374	20.620	53.314
4	18.039	13.924	20.416	52.379
5	17.952	13.834	20.248	52.034
6	17.871	13.836	20.195	51.902
7	18.048	14.853	20.744	53.645
8	18.243	14.015	20.797	53.055
9	18.223			54.987
FINISH				

237 BARTELS Mike

	17.694	22.905		
START				
	19.432	25.857	46.657	
1	20.915	15.157	21.289	57.361
2	18.457	15.010	20.715	54.182
3	18.417	14.400	20.648	53.465
4	18.255	14.229	20.421	52.905
5	18.415	14.107	20.410	52.932
6	18.000	13.847	20.051	51.898
7	17.947	13.977	20.081	52.005
8	17.876	13.842	20.119	51.837
9	18.029			51.901
10	17.943	13.817	20.005	51.765
11	18.019			51.874

Tour Lap	Secteur 1 Sector 1	Secteur 2 Sector 2	Secteur 3 Sector 3	Temps Time
FINISH				
12	17.888			51.802

246 JETZER Ramona

		17.020	22.050	
START				
	19.034	28.440	48.008	
1	20.509	14.772	21.365	56.646
2	19.137	21.050	21.403	1:01.590
3	18.395	14.033	20.504	52.932
4	18.148	13.932	20.315	52.395
5	17.992	13.850	20.144	51.986
6	17.991	13.982	20.678	52.651
7	18.429	13.823	20.126	52.378
8	18.065	14.334	20.729	53.128
9	18.195			52.655
10	18.328	13.959	22.071	54.358
11	18.152			52.121
FINISH				
12	17.961	13.854	21.334	53.149

266 CAPPELLO Christopher

		15.947	21.775	
START				
	19.270	29.673	48.757	
1	20.033	14.329	20.745	55.107
2	18.267	14.049	20.618	52.934
3	18.150	14.096	20.261	52.507
4	18.165	13.835	20.130	52.130
5	17.984	13.775	20.042	51.801
6	18.003	13.781	19.998	51.782
7	17.935	13.830	20.040	51.805
8	17.942	13.873	19.979	51.794
9	17.892			51.962
10	18.512	13.732	20.243	52.487
11	17.979			51.724
FINISH				
12	17.855			51.619

X 30 CHALLENGE EUROPA 2016

X30 Senior

(Sen) Race 1 - B

Historique / Records

Tour	Secteur 1	Secteur 2	Secteur 3	Temps
Lap	Sector 1	Sector 2	Sector 3	Time

272 RASCLE Hugo

	18.062	22.996		
	START			
	20.059	23.023	46.721	
	FINISH			

Grille / Grid	104	146	203	173	119	151	127	266	223	165	124	211	118	246	103	171	163	144	134	147	125	177	112	176	117	235	139	158	218	272	237	208	148	141
---------------	-----	-----	-----	-----	-----	-----	-----	-----	-----	-----	-----	-----	-----	-----	-----	-----	-----	-----	-----	-----	-----	-----	-----	-----	-----	-----	-----	-----	-----	-----	-----	-----	-----	-----

	1	2	3	4	5	6	7	8	9	10	11	12	13	14	15	16	17	18	19	20	21	22	23	24	25	26	27	28	29	30	31	32	33	34
Départ / Start	104	146	203	173	151	119	127	266	165	223	211	124	246	171	118	144	103	134	147	112	177	176	117	218	139	235	158	237	272	208	148	141		
Tour / Lap 1	203	104	173	146	119	266	151	127	165	124	211	223	103	246	171	118	144	147	134	176	177	112	117	235	218	139	158	237	208	141	148			
Tour / Lap 2	203	104	146	173	266	119	151	127	124	211	165	103	223	171	118	147	144	176	117	177	235	112	218	237	208	148	134	141	139	158	246			
Tour / Lap 3	203	104	146	266	119	173	151	124	211	103	165	127	171	223	118	144	147	176	117	235	177	112	218	237	208	148	134	141	158	139	246			
Tour / Lap 4	203	104	146	266	119	173	151	124	103	211	165	171	127	223	144	176	118	147	117	235	177	218	237	208	112	148	134	158	141	139	246			
Tour / Lap 5	203	104	146	266	119	151	173	103	211	124	165	171	127	144	176	147	118	223	117	235	218	237	208	177	148	112	158	134	141	139	246			
Tour / Lap 6	203	104	266	119	146	151	173	103	124	171	165	211	144	176	127	147	118	223	117	235	218	237	208	177	158	148	134	141	139	246	112			
Tour / Lap 7	203	104	266	119	151	146	173	103	171	124	165	211	144	176	147	127	118	117	218	235	237	208	223	158	177	134	148	139	246	141	112			
Tour / Lap 8	203	104	266	119	151	146	173	103	171	124	165	144	176	211	147	127	118	117	218	237	235	208	158	177	148	134	139	246	141	112	223			
Tour / Lap 9	203	104	266	119	151	146	173	103	171	165	124	144	176	211	147	127	118	117	218	237	158	208	235	148	177	134	246	139	141	112				
Tour / Lap 10	203	104	119	151	266	146	173	103	171	165	144	176	124	211	147	118	117	218	127	237	158	208	148	177	134	141	246	139	112					
Tour / Lap 11	203	104	151	119	266	146	171	173	165	144	176	103	124	211	147	118	117	218	127	237	158	208	148	177	134	141	246	139	112					
Tour / Lap 12	203	104	151	119	266	146	171	173	165	144	176	124	103	211	147	117	118	218	127	237	158	208	148	177	134	141	139	246	112					

X30 Senior

(Sen) Race 2 - B

Classement / Classification

Cl ^t	N ^o	Concurrent	Pilote	Nat	Nat	Tours	Ecart	M.Tour	Vitesse	Pénalité	Points
Rnk	No.	Entrant	Driver			Laps	Gap	B.Lap	Speed	Penalty	
1	144	R Reproduction	LAY Gilian	FRA		12		51.511	87,77		88
2	124	Litchfield Motorsport	HASKETT Roman	GBR		12	+0.988	51.416	87,94		83
3	104	Evokart Srl	SOTIROPOULOS Fotis	GRE		12	+1.410	51.479	87,83	+3.000	79
4	203	Mattu Bastiano	MATTU Fabio	ITA		12	+1.411	51.518	87,76		76
5	151	AC Motorsport	FONTECHA MARTINEZ Laia	SPA		12	+2.329	51.639	87,56		74
6	266	Cappello Motorsport	CAPPELLO Christopher	FRA		12	+2.486	51.401	87,96		73
7	176	Ludo Racing	ARNAUD Hugo	FRA		12	+3.388	51.590	87,64		72
8	173	240 Racing	MARKIEWICZ Nicolas	FRA		12	+3.863	51.690	87,47		71
9	146	Braun Racing	ESCARTIN Orso	FRA		12	+3.965	51.633	87,57		70
10	147	Mc Mahon	MC MAHON Sean	IRL		12	+4.290	51.521	87,76		69
11	117	Team Zinner	HAUSSERMANN Justin	GER		12	+8.359	51.672	87,50		68
12	218	Duarte Paulo	DUARTE Luis	POR		12	+10.594	52.038	86,89		67
13	119	IM-Racing	LEHNER Norick	SUI		12	+10.728	51.834	87,23		66
14	158	Marserou	MARSEROU Vincent	FRA		12	+10.837	51.689	87,47		65
15	118	Mad-Croc Karting	OVASKA Tuisku	FIN		12	+11.001	51.902	87,11		64
16	211	Im-Racing	FELBER Alessandro	SUI		12	+12.191	51.987	86,97		63
17	235	SWRD	WING HOONG Chia	MYS		12	+12.375	51.705	87,44		62
18	208	RK Compétition	NOTARGIACOMO Johan	FRA		12	+12.621	51.709	87,44		61
19	246	Jetzer Ramona	JETZER Ramona	SUI		12	+17.799	51.691	87,47		60
20	165	Ludo Racing	POTAIN Jérémy	FRA		12	+20.038	52.127	86,74		59
21	141	Athens Kart Shop	GALANOPOULOS Efstratios	GRE		12	+21.569	52.144	86,71		58
22	148	NKS for racing	HOFMANN Sophie	GER		12	+22.071	52.004	86,94		57
23	272	Motor's	RASCLE Hugo	FRA		12	+22.308	52.516	86,09		56
24	171	Martinez Fedi Pablo	MARTINEZ CLAVELL Daniel	SPA		12	+24.211	51.760	87,35		55
25	103	Evokart Srl	GRADELLINI Manuel	ITA		12	+25.016	51.817	87,26		54
26	112	Motor's	DUC-GONINAZ Louis-Alexandre	FRA		12	+27.390	52.117	86,75	+10.000	53
27	134	RL-Competition	HOCHWIND Timo	GER		12	+29.616	51.540	87,72	+10.000	52
28	127	Vailati Lorenzo	VAILATI Lorenzo	ITA		12	+30.219	51.425	87,92	+10.000	51
29	177	AK-Racing	HEIM Philipp	GER		8	+4 Laps	52.465	86,18		50
30	237	PDB Racing Team	BARTELS Mike	NED		2	+10 Laps	56.675	79,78		49

Meilleur tour / Best lap: 266 CAPPELLO Christopher - 51.401

Exclus de la manifestation / Excluded from the event

139	Piselli Matteo	PISELLI Matteo	ITA	
-----	----------------	----------------	-----	--

N° 112 Pénalité 10 secondes / Time penalty of 10s : Carénage avant mal installé / Incorrectly installed front fairing

N° 104 Pénalité 3 secondes / Time penalty of 3s Rapport n° 36

Sortie partielle du couloir avant le départ / Partial exit of the corridor before the departure selon art. 2.20a

N° 127 Pénalité 10 secondes / Time penalty of 10s : ART. 2.24 Rapport n° 37

N° 139 Exclusion du meeting / Exclusion from the meeting : Exclusion du meeting / Exclusion from the meeting Rapport n° 45

Incident de course : Collision avec le pilote n°171

N° 134 Pénalité 10 secondes / Time penalty of 10s : ART. 2.24 Rapport n° 38

Incident de course : Collision avec le pilote n°128

X 30 CHALLENGE EUROPA 2016

X30 Senior

(Sen) Race 2 - B

Classement / Classification

Sous réserve du contrôle technique ou de fait sportif

Le Chronométrage

A handwritten signature in black ink, consisting of a stylized 'A' shape with a horizontal line extending to the right.

Affiché à

Le Président du Collège

X30 Senior

(Sen) Race 2 - B

Historique / Records

Tour	Secteur 1	Secteur 2	Secteur 3	Temps
Lap	Sector 1	Sector 2	Sector 3	Time

103 GRADELLINI Manuel

	16.436	22.149		
	START			
	21.139	27.071	46.165	
1	20.272	15.744	21.070	57.086
2	18.819	27.890	21.482	1:08.191
3	18.446	14.303	20.522	53.271
4	18.202	14.071	20.372	52.645
5	18.100	13.983	20.308	52.391
6	18.049	13.957	20.272	52.278
7	17.899	13.864	20.077	51.840
8	18.153	13.904	20.407	52.464
9	18.113	13.857	20.271	52.241
10	17.912	13.858	20.054	51.824
11	17.943	13.812	20.062	51.817
	FINISH			
12	18.012	13.907	20.166	52.085

104 SOTIROPOULOS Sotis

	15.340	20.784		
	START			
	21.828	28.762	47.893	
1	19.225	14.038	20.305	53.568
2	18.222	13.820	20.186	52.228
3	18.062	13.893	20.138	52.093
4	18.003	13.754	20.027	51.784
5	17.914	13.764	19.984	51.662
6	17.839	13.823	19.903	51.565
7	17.864	13.779	19.864	51.507
8	17.959	13.768	19.994	51.721
9	17.899	13.732	19.968	51.599
10	17.838	13.799	19.862	51.499
11	17.837	13.748	20.015	51.600
	FINISH			
12	17.875	13.732	19.872	51.479

112 DUC-GONINAZ Louis-Alexandre

	17.867	22.480		
	START			

Tour	Secteur 1	Secteur 2	Secteur 3	Temps
Lap	Sector 1	Sector 2	Sector 3	Time

	20.733	25.500	43.803	
1	21.631	15.704	21.084	58.419
2	18.920	14.134	20.960	54.014
3	18.642	14.383	21.401	54.426
4	18.541	14.014	20.189	52.744
5	18.113	13.868	20.239	52.220
6	18.019	13.893	20.205	52.117
7	18.185	14.002	20.288	52.475
8	18.014	13.901	20.230	52.145
9	18.197	13.854	20.273	52.324
10	18.115	14.130	20.556	52.801
11	18.036	13.857	20.318	52.211
	FINISH			
12	18.097	14.498	20.421	53.016

117 HAUSSERMANN Justin

	16.442	22.206		
	START			
	21.492	26.692	46.150	
1	20.633	15.104	20.934	56.671
2	18.833	14.048	20.341	53.222
3	17.946	14.018	20.790	52.754
4	18.038	14.026	20.310	52.374
5	17.909	13.904	20.152	51.965
6	17.825	14.162	20.787	52.774
7	17.872	13.898	20.129	51.899
8	17.867	13.871	20.167	51.905
9	17.856	14.317	20.199	52.372
10	17.834	13.822	20.132	51.788
11	17.791	13.766	20.115	51.672
	FINISH			
12	17.749	13.884	20.266	51.899

118 OVASKA Tuisku

	16.523	21.916		
	START			
	21.800	26.803	45.622	
1	20.406	14.871	21.079	56.356
2	18.891	14.019	20.195	53.105
3	18.061	14.144	20.472	52.677

X 30 CHALLENGE EUROPA 2016

X30 Senior

(Sen) Race 2 - B

Historique / Records

Tour Lap	Secteur 1 Sector 1	Secteur 2 Sector 2	Secteur 3 Sector 3	Temps Time
4	18.112	14.059	20.159	52.330
5	18.109	14.260	21.204	53.573
6	18.041	14.059	20.550	52.650
7	18.045	13.973	20.131	52.149
8	17.800	14.091	20.172	52.063
9	17.857	13.865	20.180	51.902
10	18.143	14.373	20.331	52.847
11	18.003	13.861	20.100	51.964
FINISH				
12	17.830	13.847	20.536	52.213

119 LEHNER Norick

		16.811	22.632	
START				
		20.153	25.523	43.224
1	20.502	14.881	20.758	56.141
2	18.560	14.281	20.530	53.371
3	18.332	13.867	20.394	52.593
4	18.108	13.873	20.091	52.072
5	18.018	13.835	20.444	52.297
6	18.018	14.281	20.317	52.616
7	18.008	13.889	20.030	51.927
8	17.975	14.041	20.067	52.083
9	17.943	13.933	20.216	52.092
10	18.137	14.078	20.088	52.303
11	17.975	13.809	20.050	51.834
FINISH				
12	17.908	14.232	20.636	52.776

124 HASKETT Roman

		15.871	20.798	
START				
		22.359	27.794	46.696
1	19.719	15.256	20.619	55.594
2	18.088	13.916	20.058	52.062
3	17.949	13.805	19.982	51.736
4	17.897	13.753	20.021	51.671
5	17.860	13.677	19.879	51.416
6	17.853	13.709	19.987	51.549

Tour Lap	Secteur 1 Sector 1	Secteur 2 Sector 2	Secteur 3 Sector 3	Temps Time
7	17.799	13.706	20.041	51.546
8	17.896	13.737	20.094	51.727
9	18.043	13.677	20.081	51.801
10	17.827	13.975	20.036	51.838
11	17.887	13.746	20.000	51.633
FINISH				
12	17.856	13.771	20.007	51.634

127 VAILATI Lorenzo

		18.046	20.622	
START				
		22.315	26.222	44.643
1	21.179	15.553	21.337	58.069
2	18.543	14.077	20.294	52.914
3	17.918	13.864	20.302	52.084
4	17.755	13.814	20.806	52.375
5	17.920	13.650	20.491	52.061
6	17.792	13.737	32.807	1:04.336
7	18.595	13.872	20.015	52.482
8	17.931	13.836	19.977	51.744
9	17.856	13.668	19.931	51.455
10	17.891	13.682	20.482	52.055
11	18.027	13.722	20.214	51.963
FINISH				
12	17.891	13.676	19.858	51.425

134 HOCHWIND Timo

		17.457	22.267	
START				
		21.041	25.665	44.078
1	21.540	15.399	21.195	58.134
2	18.715	14.567	20.963	54.245
3	18.313	14.432	22.214	54.959
4	17.969	13.789	20.006	51.764
5	18.088	13.848	19.984	51.920
6	17.882	13.768	20.027	51.677
7	17.821	13.757	19.962	51.540
8	17.830	13.851	19.954	51.635
9	17.806	13.819	20.497	52.122

X 30 CHALLENGE EUROPA 2016

X30 Senior

(Sen) Race 2 - B

Historique / Records

Tour	Secteur 1	Secteur 2	Secteur 3	Temps
Lap	Sector 1	Sector 2	Sector 3	Time
10	18.036	13.786	20.684	52.506
11	18.257	14.212	26.039	58.508
FINISH				
12	18.293	13.993	20.187	52.473

139 PISELLI Matteo

		17.834	21.999	
START				
	20.988	25.587	43.956	
1	21.750	15.680	21.392	58.822
2	18.997	14.666	20.677	54.340
3	18.707	14.031	20.639	53.377
4	18.083	13.896	20.264	52.243
5	18.571	13.934	20.148	52.653
6	18.031	13.885	20.348	52.264
7	17.902	14.013	20.231	52.146
8	18.164	14.007	20.358	52.529
9	18.048	13.976	20.232	52.256
10	18.306	14.278	20.762	53.346
11	18.025	13.901	20.279	52.205
FINISH				
12	18.080	14.257	20.322	52.659

141 GALANOPOULOS Efstratios

		17.538	22.721	
START				
	20.777	25.150	44.195	
1	20.375	15.361	22.167	57.903
2	18.742	14.656	20.911	54.309
3	18.620	14.373	22.669	55.662
4	18.325	14.019	21.204	53.548
5	18.321	14.146	20.308	52.775
6	18.180	14.123	20.782	53.085
7	18.346	14.224	20.460	53.030
8	18.310	14.107	20.989	53.406
9	18.075	14.107	20.181	52.363
10	17.827	14.055	20.830	52.712
11	18.257	13.691	20.196	52.144
FINISH				

Tour	Secteur 1	Secteur 2	Secteur 3	Temps
Lap	Sector 1	Sector 2	Sector 3	Time
12	18.318	14.054	20.111	52.483

144 LAY Gilian

		15.885	20.704	
START				
	22.116	28.275	47.138	
1	19.620	14.480	20.272	54.372
2	18.067	13.755	20.080	51.902
3	17.988	13.684	20.193	51.865
4	17.941	13.691	20.195	51.827
5	17.896	13.745	20.296	51.937
6	17.918	13.687	19.959	51.564
7	17.836	13.815	19.991	51.642
8	17.834	13.716	20.086	51.636
9	17.900	13.784	20.037	51.721
10	17.837	13.708	19.966	51.511
11	17.873	13.756	20.021	51.650
FINISH				
12	17.836	13.687	20.188	51.711

146 ESCARTIN Orso

		15.659	20.894	
START				
	21.862	28.407	47.762	
1	20.103	15.063	21.195	56.361
2	18.272	13.954	20.153	52.379
3	18.008	13.821	20.080	51.909
4	18.063	13.801	20.124	51.988
5	18.009	14.074	20.092	52.175
6	17.961	13.765	20.027	51.753
7	17.844	13.716	20.073	51.633
8	17.989	13.739	20.044	51.772
9	17.875	13.704	20.149	51.728
10	18.082	13.712	20.064	51.858
11	17.912	13.752	20.053	51.717
FINISH				
12	17.990	14.058	20.101	52.149

X 30 CHALLENGE EUROPA 2016

X30 Senior

(Sen) Race 2 - B

Historique / Records

Tour	Secteur 1	Secteur 2	Secteur 3	Temps
Lap	Sector 1	Sector 2	Sector 3	Time

147 MC MAHON Sean

		16.414	22.089	
	START			
	21.545	26.646	46.039	
1	20.277	14.843	21.248	56.368
2	18.427	13.802	20.373	52.602
3	18.079	13.898	19.953	51.930
4	17.881	13.698	19.946	51.525
5	17.838	13.797	19.904	51.539
6	17.789	13.681	20.063	51.533
7	17.808	13.714	20.034	51.556
8	17.912	13.779	19.977	51.668
9	17.880	13.720	19.921	51.521
10	17.858	13.750	19.933	51.541
11	17.881	13.745	19.906	51.532
	FINISH			
12	19.265	14.441	20.207	53.913

148 HOFMANN Sophie

		17.343	22.734	
	START			
	20.705	24.864	45.205	
1	21.274	14.939	21.303	57.516
2	18.618	14.208	20.339	53.165
3	18.224	14.018	20.289	52.531
4	18.216	13.936	20.193	52.345
5	18.053	13.829	20.122	52.004
6	18.163	13.893	20.575	52.631
7	18.084	13.886	20.215	52.185
8	18.053	14.373	20.183	52.609
9	17.976	14.364	20.629	52.969
10	18.072	13.929	20.666	52.667
11	18.222	14.255	27.909	1:00.386
	FINISH			
12	18.380	14.318	20.434	53.132

151 FONTECHA MARTINEZ Laia

		15.163	21.025	
--	--	--------	--------	--

Tour	Secteur 1	Secteur 2	Secteur 3	Temps
Lap	Sector 1	Sector 2	Sector 3	Time

	START			
	22.044	28.851	47.826	
1	19.426	14.023	20.281	53.730
2	18.127	13.834	20.403	52.364
3	18.196	13.842	20.155	52.193
4	18.074	13.716	20.718	52.508
5	17.992	13.695	20.041	51.728
6	18.000	13.667	19.972	51.639
7	17.902	13.761	20.140	51.803
8	17.866	13.729	20.157	51.752
9	17.924	13.729	20.015	51.668
10	17.804	14.432	20.400	52.636
11	17.955	13.801	20.261	52.017
	FINISH			
12	18.322	13.715	20.063	52.100

158 MARSEROU Vincent

		18.037	21.034	
	START			
	21.986	26.019	44.636	
1	20.583	15.307	20.807	56.697
2	18.730	14.285	19.992	53.007
3	18.026	13.807	20.433	52.266
4	18.036	14.051	22.902	54.989
5	18.192	13.837	20.146	52.175
6	17.961	13.761	20.306	52.028
7	17.970	13.748	20.061	51.779
8	17.975	13.955	20.038	51.968
9	17.795	13.808	20.086	51.689
10	18.074	14.114	20.255	52.443
11	18.057	13.816	20.033	51.906
	FINISH			
12	17.904	13.797	20.626	52.327

165 POTAIN Jérémy

		15.882	20.673	
	START			
	21.999	27.856	47.258	
1	20.257	15.096	21.160	56.513

X 30 CHALLENGE EUROPA 2016

X30 Senior

(Sen) Race 2 - B

Historique / Records

Tour Lap	Secteur 1 Sector 1	Secteur 2 Sector 2	Secteur 3 Sector 3	Temps Time
2	18.349	13.914	20.563	52.826
3	18.438	14.163	20.639	53.240
4	18.100	14.748	20.900	53.748
5	18.099	13.846	20.437	52.382
6	18.467	13.845	20.905	53.217
7	17.947	13.844	20.336	52.127
8	18.045	14.164	20.385	52.594
9	18.013	14.087	20.681	52.781
10	18.440	13.823	20.431	52.694
11	18.376	14.102	26.445	58.923
FINISH				
12	18.356	13.866	20.143	52.365

171 MARTINEZ CLAVELL Daniel

18.065		21.288			
START					
21.741		25.129		45.449	
1	21.029	15.115	20.605	56.749	
2	18.665	14.306	20.469	53.440	
3	18.039	14.184	20.441	52.664	
4	17.897	13.692	20.171	51.760	
5	17.938	13.845	20.109	51.892	
6	17.895	13.927	34.229	1:06.051	
7	19.497	14.246	20.370	54.113	
8	18.173	13.865	20.133	52.171	
9	18.145	13.911	20.083	52.139	
10	17.955	13.875	20.010	51.840	
11	17.988	13.844	20.057	51.889	
FINISH					
12	17.956	13.874	19.971	51.801	

173 MARKIEWICZ Nicolas

15.748		20.776			
START					
21.583		28.659		47.463	
1	19.694	15.351	20.545	55.590	
2	18.269	14.179	20.115	52.563	
3	18.134	13.745	20.069	51.948	
4	17.976	13.776	20.072	51.824	

Tour Lap	Secteur 1 Sector 1	Secteur 2 Sector 2	Secteur 3 Sector 3	Temps Time
5	17.961	13.774	20.473	52.208
6	18.017	13.735	20.117	51.869
7	18.154	13.744	20.020	51.918
8	17.956	13.684	20.050	51.690
9	17.908	13.718	20.415	52.041
10	17.997	13.723	20.047	51.767
11	17.844	13.723	20.123	51.690
FINISH				
12	18.064	14.035	20.169	52.268

176 ARNAUD Hugo

15.565		20.703			
START					
22.985		28.014		46.706	
1	20.365	14.714	20.942	56.021	
2	18.167	13.898	20.102	52.167	
3	18.099	13.812	20.075	51.986	
4	17.946	13.744	20.014	51.704	
5	17.945	13.762	20.136	51.843	
6	17.950	13.795	20.048	51.793	
7	17.897	13.839	20.076	51.812	
8	18.473	13.745	20.018	52.236	
9	17.887	13.712	20.089	51.688	
10	17.852	13.769	19.969	51.590	
11	17.864	13.736	19.998	51.598	
FINISH					
12	18.255	13.834	20.152	52.241	

177 HEIM Philipp

17.419		22.129			
START					
21.107		25.693		44.480	
1	21.393	14.947	21.603	57.943	
2	18.697	14.548	20.960	54.205	
3	18.381	14.669	22.389	55.439	
4	18.450	14.141	20.617	53.208	
5	18.117	13.898	20.450	52.465	
6	18.411	14.479	20.811	53.701	
7	18.334	14.110	20.836	53.280	

X 30 CHALLENGE EUROPA 2016

X30 Senior

(Sen) Race 2 - B

Historique / Records

Tour	Secteur 1	Secteur 2	Secteur 3	Temps
Lap	Sector 1	Sector 2	Sector 3	Time
8	18.409	14.163	21.586	54.158
FINISH				

203 MATTU Fabio

	15.075	21.087		
START				
	22.011	28.815	47.941	
1	19.099	14.096	20.222	53.417
2	18.254	13.930	20.584	52.768
3	18.154	13.910	20.145	52.209
4	17.953	13.809	20.092	51.854
5	17.992	13.790	19.945	51.727
6	17.829	13.855	19.986	51.670
7	17.881	13.817	19.944	51.642
8	18.011	13.867	20.702	52.580
9	18.523	13.779	20.018	52.320
10	17.826	13.838	20.265	51.929
11	17.895	13.748	20.146	51.789
FINISH				
12	17.860	13.759	19.899	51.518

208 NOTARGIACOMO Johan

	17.634	21.698		
START				
	21.334	25.911	44.540	
1	20.108	18.784	20.970	59.862
2	18.564	14.384	20.492	53.440
3	18.566	13.940	20.487	52.993
4	17.923	13.849	20.131	51.903
5	17.956	13.754	20.058	51.768
6	17.863	13.831	20.246	51.940
7	18.047	13.846	20.156	52.049
8	17.980	13.801	20.129	51.910
9	17.952	13.868	20.257	52.077
10	17.838	13.734	20.137	51.709
11	18.103	14.101	20.031	52.235
FINISH				
12	18.015	14.093	20.873	52.981

Tour	Secteur 1	Secteur 2	Secteur 3	Temps
Lap	Sector 1	Sector 2	Sector 3	Time

211 FELBER Alessandro

	16.017	20.882		
START				
	22.353	27.901	46.373	
1	20.137	14.864	21.100	56.101
2	18.297	13.923	20.598	52.818
3	18.136	14.287	20.532	52.955
4	18.099	13.996	20.191	52.286
5	18.000	13.879	20.201	52.080
6	18.103	14.576	20.544	53.223
7	18.089	14.304	20.286	52.679
8	18.040	13.870	20.077	51.987
9	18.048	13.974	20.610	52.632
10	18.177	14.314	20.345	52.836
11	18.711	13.955	20.202	52.868
FINISH				
12	18.106	14.182	20.513	52.801

218 DUARTE Luis

	16.388	21.974		
START				
	22.069	26.353	45.510	
1	20.091	14.842	21.257	56.190
2	18.783	14.080	20.329	53.192
3	17.994	14.191	20.370	52.555
4	18.055	14.068	20.270	52.393
5	18.100	13.919	20.139	52.158
6	17.939	14.158	20.468	52.565
7	17.990	13.932	20.152	52.074
8	17.987	13.973	20.090	52.050
9	18.033	14.611	20.610	53.254
10	18.019	13.881	20.215	52.115
11	18.043	13.882	20.113	52.038
FINISH				
12	17.984	14.237	20.632	52.853

235 WING HOONG Chia

	16.833	22.773		
--	--------	--------	--	--

X 30 CHALLENGE EUROPA 2016

X30 Senior

(Sen) Race 2 - B

Historique / Records

Tour Lap	Secteur 1 Sector 1	Secteur 2 Sector 2	Secteur 3 Sector 3	Temps Time
START				
	20.245	25.589	43.332	
1	21.099	15.052	21.488	57.639
2	18.619	14.646	20.911	54.176
3	18.380	14.406	20.523	53.309
4	17.901	13.823	20.211	51.935
5	17.816	13.811	20.078	51.705
6	17.832	13.702	20.528	52.062
7	17.968	13.842	20.085	51.895
8	17.786	14.028	20.162	51.976
9	17.878	14.060	20.189	52.127
10	17.720	13.782	20.222	51.724
11	18.324	14.441	20.146	52.911
FINISH				
12	17.888	14.085	20.470	52.443

237 BARTELS Mike

	18.067	20.996		
START				
	21.922	25.298	45.480	
1	20.593	15.018	21.064	56.675
2	18.756	23.083	22.789	1:04.628
FINISH				

246 JETZER Ramona

	16.759	22.706		
START				
	20.263	25.387	43.732	
1	21.552	15.487	21.141	58.180
2	18.831	14.359	20.882	54.072
3	19.659	14.586	20.893	55.138
4	18.456	14.252	21.039	53.747
5	18.127	13.745	20.092	51.964
6	18.351	14.643	20.740	53.734
7	18.302	14.055	20.586	52.943
8	18.144	13.765	20.149	52.058
9	17.840	13.767	20.168	51.775
10	17.828	13.740	20.123	51.691
11	17.880	13.708	20.302	51.890

Tour Lap	Secteur 1 Sector 1	Secteur 2 Sector 2	Secteur 3 Sector 3	Temps Time
FINISH				
12	17.938	14.100	20.203	52.241

266 CAPPELLO Christopher

	15.497	20.782		
START				
	21.968	28.583	47.535	
1	19.830	14.328	20.211	54.369
2	18.248	13.848	20.114	52.210
3	18.291	13.742	20.111	52.144
4	18.070	13.706	20.224	52.000
5	17.911	13.668	20.008	51.587
6	17.803	13.723	19.875	51.401
7	17.914	14.048	20.103	52.065
8	17.836	13.669	20.245	51.750
9	17.926	13.721	19.957	51.604
10	17.951	14.294	20.263	52.508
11	17.936	14.094	20.261	52.291
FINISH				
12	18.689	13.745	19.934	52.368

272 RASCLE Hugo

	16.758	22.845		
START				
	20.296	24.829	43.293	
1	21.107	15.181	21.259	57.547
2	19.785	14.625	20.465	54.875
3	19.003	14.212	21.350	54.565
4	18.918	14.008	20.425	53.351
5	18.611	14.077	20.062	52.750
6	18.157	14.416	20.535	53.108
7	18.612	14.002	20.718	53.332
8	18.591	14.029	20.702	53.322
9	18.105	14.328	20.364	52.797
10	18.341	13.945	20.363	52.649
11	18.344	13.985	20.187	52.516
FINISH				
12	18.275	14.064	20.259	52.598

X30 Senior

(Sen) Race 2 - B

Tour par tour / Lap by lap

Grille / Grid	203	104	151	266	146	173	165	144	176	124	103	211	147	117	118	218	127	237	158	171	208	148	177	134	141	139	246	112	235	272	119
---------------	-----	-----	-----	-----	-----	-----	-----	-----	-----	-----	-----	-----	-----	-----	-----	-----	-----	-----	-----	-----	-----	-----	-----	-----	-----	-----	-----	-----	-----	-----	-----

	1.	2.	3.	4.	5.	6.	7.	8.	9.	10.	11.	12.	13.	14.	15.	16.	17.	18.	19.	20.	21.	22.	23.	24.	25.	26.	27.	28.	29.	30.	31.
Départ / Start	203	104	266	151	173	146	165	144	176	124	103	211	147	117	118	218	127	237	158	171	208	148	177	134	141	139	246	235	112	119	272
Tour / Lap 1	203	104	151	266	144	173	124	176	146	211	165	218	147	118	117	103	237	158	171	119	127	148	177	141	235	134	272	246	112	139	208
Tour / Lap 2	104	203	151	266	144	124	173	176	146	211	165	147	218	118	117	158	171	119	127	148	177	235	141	134	246	112	208	272	139	237	103
Tour / Lap 3	104	203	151	144	266	124	173	176	146	147	211	218	165	118	158	117	127	171	119	148	235	208	139	112	134	177	246	272	141	103	
Tour / Lap 4	104	203	144	266	151	124	173	176	146	147	211	218	118	117	171	127	119	165	148	158	235	208	139	134	112	177	272	246	141	103	
Tour / Lap 5	104	203	266	144	151	124	176	173	147	146	211	218	117	171	127	119	118	165	148	158	235	208	134	139	112	177	246	272	141	103	
Tour / Lap 6	104	203	266	144	151	124	176	173	147	146	218	211	117	119	118	148	165	158	235	208	134	139	112	177	272	246	141	127	171	103	
Tour / Lap 7	104	203	144	266	151	124	176	147	173	146	218	117	211	119	118	148	158	165	235	208	134	139	112	246	177	272	141	127	171	103	
Tour / Lap 8	104	144	266	203	151	124	147	173	176	146	218	117	211	119	118	158	148	235	165	208	134	139	112	246	272	141	177	127	171	103	
Tour / Lap 9	104	144	266	151	124	203	147	176	173	146	117	218	211	119	118	158	235	208	148	165	134	139	112	246	141	272	127	171	103		
Tour / Lap 10	104	144	124	266	203	151	147	176	173	146	117	218	119	211	158	118	235	208	148	134	165	112	139	246	127	141	272	171	103		
Tour / Lap 11	104	144	124	203	266	151	147	176	173	146	117	218	119	158	118	211	208	235	112	139	246	134	165	127	148	141	272	171	103		
Tour / Lap 12	104	144	124	203	151	266	176	173	146	147	117	218	119	158	118	211	235	208	139	112	246	134	165	127	141	148	272	171	103		