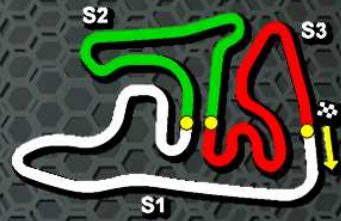






































WSK SUPER MASTER
INT.CIRCUIT NAPOLI
19/20 MARCH 2016



OK Results

Subject to scrutineering & sporting investigations

Rnk	No	Driver	Nation	R1PF	R1F	R2PF	R2F	Points
1	206	HILTBRAND PEDRO		30	30	40	30	130
2	203	NIELSEN NICKLAS		6	50	30	20	106
3	214	TRAVISANUTTO LORENZO		0	0	20	60	80
4	204	NOVALAK CLEMENT		0	2	9	40	51
5	205	SIMMENAUER JEAN BAPTISTE		8	15	7	12	42
6	227	SARGEANT LOGAN		20	0	8	8	36
7	215	VAN LEEUWEN MARTIJN		9	0	3	15	27
8	208	JOYNER THOMAS		10	5	10	0	25
9	210	JANKER HANNES		0	8	5	10	23
10	220	LUNDGAARD CHRISTIAN		2	20	0	0	22
11	221	VISCAAL BENT		7	10	-	-	17
12	218	LOMBARDO DAVIDE		0	9	0	7	16
13	216	LEGERET LUCAS		4	6	0	6	16
14	213	SMOLYAR ALEXANDER		1	12	1	0	14
15	202	NOAH MILELL		0	0	2	9	11
16	201	BASZ KAROL		5	0	4	0	9
17	219	HANLEY BENJAMIN		0	7	-	-	7
18	207	TIENE FELICE		3	4	0	0	7
19	226	SUN YUE YANG		0	0	6	0	6
20	222	MAESTRANZI MARCO		0	0	0	5	5
21	234	GHEO JACOPO		-	-	0	4	4
22	233	BRINKMANN DAVID		0	3	-	-	3
23	211	LAPPALAINEN KONSTA		0	0	0	3	3
24	209	TONTERI PAAVO		0	1	0	2	3
25	229	COHEN IDO		0	0	0	1	1
26	223	VASILE DANIEL		0	0	0	0	0
27	231	BALE THOMAS		0	0	0	0	0
28	212	GANGI JR ANTHONY		0	0	0	0	0
29	228	VERSCHOOR RICHARD		0	0	-	-	0
30	230	GAAL ALEXANDER		0	0	0	0	0
31	232	BACKMAN JESSICA		0	0	-	-	0
32	225	WING HOONG CHIA		0	0	0	0	0
33	217	GONZALEZ JAVIER		0	0	-	-	0
34	224	HORN MORITZ		0	0	-	-	0

OK

Final (F)
Results

Document 18.2 OFFICIAL

Subject to scrutineering & sporting investigations

Rnk	No	Entrant	Nat	Driver	Nat	Equipment	Laps	Gap	Interv.	Best Lap	Penalty	Points
1	▲2	214 WARD RACING	SWE	TRAVISANUTTO LORENZO	ITA	TONY KART / VORTEX / VEGA	15			1:05.485		60
2	▲3	204 TONY KART RACING TEAM	ITA	NOVALAK CLEMENT	GBR	TONY KART / VORTEX / VEGA	15	0.118	0.118	1:05.349		40
3	▼2	206 CRG S.P.A.	ITA	HILTBRAND PEDRO	ESP	CRG / PARILLA / VEGA	15	0.277	0.159	1:05.509		30
4	▼2	203 TONY KART RACING TEAM	ITA	NIELSEN NICKLAS	DNK	TONY KART / VORTEX / VEGA	15	0.785	0.508	1:05.381		20
5	▲6	215 BIREL ART RACING	ITA	VAN LEEUWEN MARTIN	NLD	BIREL ART / PARILLA / VEGA	15	1.218	0.433	1:05.291		15
6	▲1	205 TONY KART RACING TEAM	ITA	SIMMENAUER JEAN BAPTISTE	FRA	TONY KART / VORTEX / VEGA	15	2.043	0.825	1:05.515		12
7	▲2	210 CRG S.P.A.	ITA	JANKER HANNES	DEU	CRG / PARILLA / VEGA	15	4.019	1.976	1:05.429		10
8	▲4	202 KOSMIC RACING TEAM	ITA	NOAH MILELL	SWE	KOSMIC / VORTEX / VEGA	15	4.699	0.680	1:05.525		9
9	▼3	227 RICKY FLYNN MOTORSPORT	GBR	SARGEANT LOGAN	USA	FA KART / VORTEX / VEGA	15	5.634	0.935	1:05.720		8
10	▲16	218 RB RACING	CHE	LOMBARDO DAVIDE	ITA	EXPRIT / TM / VEGA	15	8.765	3.131	1:05.330		7
11	▲8	216 BIREL ART RACING	ITA	LEGERET LUCAS	CHE	BIREL ART / PARILLA / VEGA	15	9.846	1.081	1:05.640		6
12	▲6	222 EVOKART SRL	ITA	MAESTRANZI MARCO	ITA	EVOKART / PARILLA / VEGA	15	10.144	0.298	1:05.498		5
13	▲9	234 WARD RACING	SWE	GHEÑO JACOPO	ITA	TONY KART / VORTEX / VEGA	15	10.244	0.100	1:05.563		4
14	▲6	211 WARD RACING	SWE	LAPPALAINEN KONSTANTIN	FIN	TONY KART / VORTEX / VEGA	15	10.826	0.582	1:05.624		3
15	=	209 CRG S.P.A.	ITA	TONTERI PAAVO	FIN	CRG / PARILLA / VEGA	15	10.885	0.059	1:05.560		2
16	▲7	229 CRG S.P.A.	ITA	COHEN IDO	ISR	CRG / PARILLA / VEGA	15	17.574	6.689	1:06.326		1
17	▲4	231 FORZA RACING	GBR	BALE THOMAS	GBR	EXPRIT / VORTEX / VEGA	15	22.808	5.234	1:05.894	+10.000	0
18	▼10	226 RICKY FLYNN MOTORSPORT	GBR	SUN YUE YANG	CHN	FA KART / VORTEX / VEGA	15	32.753	9.945	1:05.688		0
19	▲6	230 CRG KEIJZER RACING	NLD	GAAL ALEXANDER	NLD	CRG / TM / VEGA	15	45.097	12.344	1:07.475	+10.000	0
20	▼3	212 WARD RACING	SWE	GANGI JR ANTHONY	USA	TONY KART / VORTEX / VEGA	15	45.174	0.077	1:05.741	+10.000	0
21	▼17	208 CRG S.P.A.	ITA	JOYNER THOMAS	GBR	ZANARDI / PARILLA / VEGA	14	1 Lap	1 Lap	1:05.177		0
22	▼9	213 WARD RACING	SWE	SMOLYAR ALEXANDER	RUS	TONY KART / VORTEX / VEGA	7	8 Laps	7 Laps	1:05.581		0
23	▼13	201 KOSMIC RACING TEAM	ITA	BASZ KAROL	POL	KOSMIC / VORTEX / VEGA	2	13 Laps	5 Laps	1:07.805		0
24	▼10	223 REAL RACING	ROU	VASILE DANIEL	ROU	TONY KART / VORTEX / VEGA	2	13 Laps	1.353	1:07.451		0
25	▼1	225 SWRD	GBR	WING HOONG CHIA	MYS	WRIGHT / TM / VEGA	0	15 Laps	2 Laps			0
26	▲1	207 CRG S.P.A.	ITA	TIENE FELICE	ITA	CRG / PARILLA / VEGA	0	15 Laps	3.062			0

No231 BALE THOMAS : Time penalty of 10 s for incorrectly installed front fairing or incorrect position of front fairing. According to Stewards' Decision No.86.

No230 GAAL ALEXANDER : Time penalty of 10 s for incorrectly installed front fairing or incorrect position of front fairing. According to Stewards' Decision No.85.

No212 GANGI JR ANTHONY : Time penalty of 10 s for incorrectly installed front fairing or incorrect position of front fairing. According to Stewards' Decision No.84.

Not Classified

220	ENERGY CORSE	ITA	LUNDGAARD CHRISTIAN	DNK	ENERGY / TM / VEGA			DNS				
-----	--------------	-----	---------------------	-----	--------------------	--	--	-----	--	--	--	--

Leaders : No203 NIELSEN NICKLAS (1-1) / No214 TRAVISANUTTO LORENZO (2-7) / No203 NIELSEN NICKLAS (8-12) / No208 JOYNER THOMAS (13-14) / No214 TRAVISANUTTO LORENZO (15-15)

Start Time : 20/03 - 14:08:41

Best Lap : No208 JOYNER THOMAS 1:05.177 93,84 Kph

Weather : Sunny Air : 16°C Track : Dry

Previous Event Record : No208 JOYNER THOMAS 1:05.272 93,70 Kph

DOCUMENT N° 86

DÉCISION DES COMMISSAIRES SPORTIFS
STEWARDS' DECISION

PÉNALITÉ INFLIGÉE AU CONCURRENT (NOM) : **FORZA RACING**
PENALTY INFLICTED UPON THE ENTRANT (NAME):

NATIONALITÉ / NATIONALITY: **GBR**

N°: **231**
No.:

PILOTE : **BALE THOMAS**
DRIVER :

Concerne la partie de l'Épreuve : **OK - Final**
Concerns the part of the event:

ÉNONCÉ / STATEMENT:

10 sec time penalty in the concerned Heat

MOTIF / REASON:

The front fairing of kart 231 was not in the correct positions (according to technical drawing no. 2d) when the chequered flag was waved and the kart concerned crossed the finish line. The Stewards impose this penalty after receiving of the relevant report of Judge of Facts and in application of the art 29 specific prescription CIK-FIA .

Décision annoncée
Decision announced

Date / Date: **20/03/2016**

Heure / Time: **14:40**

Nom / Name

Signature

Président du Collège / Chairman of the Panel:

Oronzo Di Bari (I) :

Membres du Collège / Members of the Panel:

Giovanni Valentino (I) :

Nicola Giorgione (I) :

NOTIFICATION AU CONCURRENT CONCERNÉ / NOTIFICATION TO THE RELEVANT ENTRANT

Je soussigné :
I undersigned: Nom personnel / personal name

Représentant du Concurrent : **FORZA RACING**
Representing the Entrant: Nom du Concurrent / Entrant's name

Certifie avoir reçu notification du document N° **86** des Commissaires Sportifs de l'Épreuve.
Certify that I have been notified of document No. by the Stewards of the Meeting.

Date : Heure / Time: Signature :

DOCUMENT N° 85

DÉCISION DES COMMISSAIRES SPORTIFS
STEWARDS' DECISION

PÉNALITÉ INFLIGÉE AU CONCURRENT (NOM) : **CRG KEIJZER RACING**
PENALTY INFLICTED UPON THE ENTRANT (NAME):

NATIONALITÉ / NATIONALITY: **NLD**

N°: **230**
No.:

PILOTE : **GAAL ALEXANDER**
DRIVER :

Concerne la partie de l'Épreuve : **OK - Final**
Concerns the part of the event:

ÉNONCÉ / STATEMENT:

10 sec time penalty in the concerned Heat

MOTIF / REASON:

The front fairing of kart 230 was not in the correct positions (according to technical drawing no. 2d) when the chequered flag was waved and the kart concerned crossed the finish line. The Stewards impose this penalty after receiving of the relevant report of Judge of Facts and in application of the art 29 specific prescription CIK-FIA .

Décision annoncée
Decision announced

Date / Date: **20/03/2016**

Heure / Time: **14:39**

Nom / Name

Signature

Président du Collège / Chairman of the Panel:

Oronzo Di Bari (I) :

Membres du Collège / Members of the Panel:

Giovanni Valentino (I) :

Nicola Giorgione (I) :

NOTIFICATION AU CONCURRENT CONCERNÉ / NOTIFICATION TO THE RELEVANT ENTRANT

Je soussigné :
I undersigned: Nom personnel / personal name

Représentant du Concurrent : **CRG KEIJZER RACING**
Representing the Entrant: Nom du Concurrent / Entrant's name

Certifie avoir reçu notification du document N° **85** des Commissaires Sportifs de l'Épreuve.
Certify that I have been notified of document No. **85** *by the Stewards of the Meeting.*

Date : Heure / Time: Signature :

DOCUMENT N° 84

DÉCISION DES COMMISSAIRES SPORTIFS
STEWARDS' DECISION

PÉNALITÉ INFLIGÉE AU CONCURRENT (NOM) : **WARD RACING**
PENALTY INFLICTED UPON THE ENTRANT (NAME):

NATIONALITÉ / NATIONALITY: **SWE**

N°: **212**
No.:

PILOTE : **GANGI JR ANTHONY**
DRIVER :

Concerne la partie de l'Épreuve : **OK - Final**
Concerns the part of the event:

ÉNONCÉ / STATEMENT:

10 sec time penalty in the concerned Heat

MOTIF / REASON:

The front fairing of kart 212 was not in the correct positions (according to technical drawing no. 2d) when the chequered flag was waved and the kart concerned crossed the finish line. The Stewards impose this penalty after receiving of the relevant report of Judge of Facts and in application of the art 29 specific prescription CIK-FIA .

Décision annoncée
Decision announced

Date / Date: **20/03/2016**

Heure / Time: **14:39**

Nom / Name

Signature

Président du Collège / Chairman of the Panel:

Oronzo Di Bari (I) :

Membres du Collège / Members of the Panel:

Giovanni Valentino (I) :

Nicola Giorgione (I) :

NOTIFICATION AU CONCURRENT CONCERNÉ / NOTIFICATION TO THE RELEVANT ENTRANT

Je soussigné :
I undersigned: Nom personnel / personal name

Représentant du Concurrent : **WARD RACING**
Representing the Entrant: Nom du Concurrent / Entrant's name

Certifie avoir reçu notification du document N° **84** des Commissaires Sportifs de l'Épreuve.
Certify that I have been notified of document No. **84** *by the Stewards of the Meeting.*

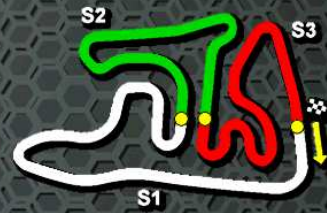
Date : Heure / Time: Signature :



WSK SUPER MASTER

INT.CIRCUIT NAPOLI

19/20 MARCH 2016



OK

Final (F) Lap Chart

For information purposes. No official / regulatory value

	1	2	3	4	5	6	7	8	9	10	11	12	13	14	15	16	17	18	19	20	21	22	23	24	25	26	27
Grid	206	203	214	208	204	227	205	226	210	201	215	202	213	223	209	220	212	222	216	211	231	234	229	225	230	218	207
Start	206	203	208	214	227	204	226	205	210	201	215	202	213	209	223	222	212	211	216	234	231	229	230	207	218		
Lap 1 Interval	203	214	206	204	208	227	205	210	201	215	213	212	223	202	216	211	231	234	229	222	218	230	209	226	24.0		
Lap 2	214	203	206	208	204	227	205	210	215	201	213	202	223	212	216	211	231	234	229	222	218	209	230	226	22.1		
Lap 3	214	203	206	208	204	227	210	205	215	213	202	216	211	231	234	229	222	218	209	230	212	226					
Lap 4	214	203	206	208	204	227	205	210	215	213	202	216	211	231	234	222	218	229	209	230	212	226					
Lap 5	214	203	206	208	204	227	205	215	210	213	202	216	211	222	231	218	209	234	229	230	212	226					
Lap 6	214	203	206	208	204	205	227	210	215	213	202	216	211	222	218	231	209	234	229	230	226	212					
Lap 7	214	203	206	208	204	205	227	215	213	210	202	216	211	222	218	209	231	234	229	230	226	212					
Lap 8	203	214	208	206	204	205	215	227	210	202	216	211	222	218	209	231	234	229	230	226	212						
Lap 9	203	214	208	204	206	205	215	227	210	202	216	211	218	222	209	234	231	229	230	226	212						
Lap 10	203	208	214	204	206	205	215	227	210	202	216	218	222	211	209	234	231	229	230	226	212						
Lap 11	203	208	214	204	206	205	215	210	202	227	216	218	222	211	209	234	231	229	230	226	212						
Lap 12	203	208	214	204	206	205	215	210	202	227	216	218	222	211	209	234	231	229	230	226	212						
Lap 13	208	203	214	204	206	215	205	210	202	227	216	218	222	211	234	209	231	229	230	226	212						
Lap 14	208	203	214	204	206	215	205	210	202	227	218	216	222	234	211	209	231	229	226	230	212						
Lap 15	214	204	206	203	215	205	210	202	227	218	216	222	234	211	209	231	229	226	230	212							



OK

Final (F)

Lap Time Analysis

For information purposes. No official / regulatory value

Laps	Sector 1	Sector 2	Sector 3	Lap Time	Laps	Sector 1	Sector 2	Sector 3	Lap Time	Laps	Sector 1	Sector 2	Sector 3	Lap Time
No201 BASZ KAROL					13	26.650	18.487	20.314	1:05.451	13	26.547	18.794	20.524	1:05.865
1	29.532	19.254	21.086	1:09.872	14	26.746	18.514	20.309	1:05.569	14	26.886	18.538	20.242	1:05.666
2	27.503	19.546	20.756	1:07.805	15	26.836	18.887	20.917	1:06.640					
No202 NOAH MILELL					No205 SIMMENAUER JEAN BAPTISTE					No209 TONTERI PAAVO				
1	30.821	19.589	21.342	1:11.752	1	29.163	19.374	20.857	1:09.394	1	33.290	19.969	21.500	1:14.759
2	27.270	18.783	20.845	1:06.898	2	27.518	19.149	21.274	1:07.941	2	27.521	18.807	20.635	1:06.963
3	26.890	19.174	20.795	1:06.859	3	27.588	18.576	20.532	1:06.696	3	28.146	18.952	20.493	1:07.591
4	26.734	18.675	20.354	1:05.763	4	26.799	18.663	20.345	1:05.807	4	26.715	18.630	20.350	1:05.695
5	26.726	18.610	20.356	1:05.692	5	26.606	18.600	20.479	1:05.685	5	27.018	18.597	20.470	1:06.085
6	26.694	18.561	20.340	1:05.595	6	26.735	18.547	20.239	1:05.521	6	26.720	18.507	20.333	1:05.560
7	26.747	19.079	20.662	1:06.488	7	26.605	18.557	20.353	1:05.515	7	26.612	18.684	20.580	1:05.876
8	26.723	18.535	20.347	1:05.605	8	26.649	18.540	20.357	1:05.546	8	26.693	18.563	20.360	1:05.616
9	26.611	18.519	20.395	1:05.525	9	26.605	18.682	20.298	1:05.585	9	26.742	18.537	20.331	1:05.610
10	26.761	18.569	20.402	1:05.732	10	26.645	18.667	20.483	1:05.795	10	26.761	18.800	20.370	1:05.931
11	26.720	18.646	20.370	1:05.736	11	26.690	18.537	20.337	1:05.564	11	26.685	18.578	20.373	1:05.636
12	26.673	18.524	20.388	1:05.585	12	26.678	18.585	20.308	1:05.571	12	26.702	18.600	20.440	1:05.742
13	26.735	18.585	20.324	1:05.644	13	27.110	18.654	20.362	1:06.126	13	26.758	19.282	20.392	1:06.432
14	26.751	18.709	20.457	1:05.917	14	26.679	18.661	20.395	1:05.735	14	27.019	18.988	20.328	1:06.335
15	26.890	18.658	20.545	1:06.093	15	26.888	18.645	20.479	1:06.012	15	27.243	18.933	20.907	1:07.083
No203 NIELSEN NICKLAS					No206 HILTBRAND PEDRO					No210 JANKER HANNES				
1	28.097	18.936	20.873	1:07.906	1	28.655	19.079	21.030	1:08.764	1	29.363	19.397	21.033	1:09.793
2	27.248	18.859	21.081	1:07.188	2	27.561	18.740	20.709	1:07.010	2	27.509	19.200	20.883	1:07.592
3	27.002	18.636	20.538	1:06.176	3	27.011	18.757	20.461	1:06.229	3	27.096	18.741	20.482	1:06.319
4	26.773	18.717	20.436	1:05.926	4	26.859	18.685	20.377	1:05.921	4	27.094	18.821	20.518	1:06.433
5	26.724	18.584	20.394	1:05.702	5	26.715	18.640	20.386	1:05.741	5	26.922	18.599	20.432	1:05.953
6	26.691	18.534	20.299	1:05.524	6	26.651	18.627	20.305	1:05.583	6	26.601	18.894	20.506	1:06.001
7	26.643	18.503	20.265	1:05.411	7	26.722	18.581	20.329	1:05.632	7	27.124	19.216	20.564	1:06.904
8	26.745	18.597	20.318	1:05.660	8	27.037	18.575	20.279	1:05.891	8	26.597	18.558	20.274	1:05.429
9	26.623	18.539	20.290	1:05.452	9	27.162	18.578	20.403	1:06.143	9	26.627	18.554	20.418	1:05.599
10	26.598	18.533	20.264	1:05.395	10	26.708	18.556	20.310	1:05.574	10	26.710	18.607	20.360	1:05.677
11	26.665	18.570	20.239	1:05.474	11	26.766	18.617	20.315	1:05.698	11	26.802	18.615	20.255	1:05.672
12	26.549	18.574	20.258	1:05.381	12	26.721	18.640	20.259	1:05.620	12	26.734	18.586	20.292	1:05.612
13	26.585	19.180	20.464	1:06.229	13	26.676	18.566	20.267	1:05.509	13	26.674	18.608	20.287	1:05.569
14	26.954	18.524	20.361	1:05.839	14	26.779	18.625	20.348	1:05.752	14	26.700	18.598	20.364	1:05.662
15	29.030	18.755	20.456	1:08.241	15	26.852	18.701	20.405	1:05.958	15	26.816	18.830	20.483	1:06.129
No204 NOVALAK CLEMENT					No208 JOYNER THOMAS					No211 LAPPALAINEN KONSTA				
1	28.606	19.009	21.014	1:08.629	1	28.959	19.029	20.875	1:08.863	1	30.765	19.567	21.486	1:11.818
2	27.890	19.424	21.106	1:08.420	2	27.964	19.060	21.130	1:08.154	2	27.324	18.773	20.962	1:07.059
3	27.010	18.675	20.479	1:06.164	3	26.998	18.640	20.393	1:06.031	3	27.114	18.842	21.675	1:07.631
4	26.721	18.598	20.406	1:05.725	4	26.722	18.633	20.345	1:05.700	4	27.260	18.813	20.586	1:06.659
5	26.638	18.532	20.356	1:05.526	5	26.599	18.613	20.235	1:05.447	5	26.699	18.587	20.338	1:05.624
6	26.589	18.554	20.257	1:05.400	6	26.627	18.499	20.255	1:05.381	6	26.592	18.639	20.450	1:05.681
7	26.580	18.498	20.367	1:05.445	7	26.548	18.506	20.310	1:05.364	7	26.725	18.628	20.406	1:05.759
8	26.602	18.551	20.345	1:05.498	8	26.614	18.509	20.211	1:05.334	8	26.771	18.698	20.402	1:05.871
9	26.796	18.555	20.335	1:05.686	9	26.564	18.420	20.207	1:05.191	9	26.714	18.657	20.448	1:05.819
10	26.640	18.594	20.474	1:05.708	10	26.603	18.462	20.411	1:05.476	10	27.142	19.460	20.449	1:07.051
11	26.664	18.443	20.335	1:05.442	11	26.656	18.388	20.171	1:05.215	11	26.778	18.684	20.316	1:05.778
12	26.607	18.480	20.262	1:05.349	12	26.528	18.414	20.235	1:05.177	12	26.727	18.678	20.424	1:05.829
										13	26.907	18.753	20.435	1:06.095

OK

Final (F)

Lap Time Analysis

For information purposes. No official / regulatory value

Laps	Sector 1	Sector 2	Sector 3	Lap Time
14	27.445	18.817	20.430	1:06.692
15	27.164	18.941	21.064	1:07.169

No212 GANGI JR ANTHONY

Laps	Sector 1	Sector 2	Sector 3	Lap Time
1	30.176	19.381	21.434	1:10.991
2	27.912	18.785	21.008	1:07.705
3	27.247	18.775	44.890	1:30.912
4	27.425	19.194	20.762	1:07.381
5	27.114	18.966	20.569	1:06.649
6	27.057	18.796	20.393	1:06.246
7	26.846	18.711	20.430	1:05.987
8	26.753	18.658	20.330	1:05.741
9	26.653	18.825	20.336	1:05.814
10	26.743	18.860	20.484	1:06.087
11	26.846	18.682	20.476	1:06.004
12	26.808	18.733	20.452	1:05.993
13	27.195	18.771	20.589	1:06.555
14	27.051	18.777	20.350	1:06.178
15	27.038	18.727	20.929	1:06.694

No213 SMOLYAR ALEXANDER

Laps	Sector 1	Sector 2	Sector 3	Lap Time
1	30.445	19.382	21.187	1:11.014
2	27.129	18.809	20.684	1:06.622
3	27.475	19.513	20.624	1:07.612
4	26.717	18.698	20.334	1:05.749
5	26.559	18.634	20.388	1:05.581
6	26.620	18.553	20.412	1:05.585
7	26.975	18.680	20.323	1:05.978

No214 TRAVISANUTTO LORENZO

Laps	Sector 1	Sector 2	Sector 3	Lap Time
1	28.240	18.872	20.827	1:07.939
2	27.279	18.824	20.840	1:06.943
3	26.890	18.682	20.421	1:05.993
4	26.826	18.649	20.402	1:05.877
5	26.767	18.687	20.397	1:05.851
6	26.619	18.525	20.353	1:05.497
7	26.645	18.531	20.312	1:05.488
8	27.079	18.602	20.407	1:06.088
9	26.645	18.501	20.339	1:05.485
10	26.674	18.576	20.813	1:06.063
11	26.689	18.516	20.329	1:05.534
12	26.671	18.539	20.306	1:05.516
13	26.690	18.625	20.330	1:05.645
14	26.734	18.620	20.340	1:05.694
15	27.058	19.003	20.932	1:06.993

No215 VAN LEEUWEN MARTIJN

Laps	Sector 1	Sector 2	Sector 3	Lap Time
1	29.702	19.240	20.985	1:09.927
2	27.426	19.298	20.771	1:07.495
3	27.582	18.916	20.439	1:06.937
4	26.685	18.691	20.379	1:05.755
5	26.536	18.516	20.399	1:05.451

Laps	Sector 1	Sector 2	Sector 3	Lap Time
6	26.624	19.415	20.517	1:06.556
7	26.648	18.567	20.260	1:05.475
8	26.577	18.523	20.491	1:05.591
9	26.549	18.484	20.260	1:05.293
10	26.503	18.495	20.393	1:05.391
11	26.540	18.416	20.335	1:05.291
12	26.583	18.463	20.348	1:05.394
13	26.800	18.665	20.198	1:05.663
14	26.545	18.444	20.433	1:05.422
15	26.698	18.657	20.409	1:05.764

No216 LEGERET LUCAS

Laps	Sector 1	Sector 2	Sector 3	Lap Time
1	30.477	19.681	21.486	1:11.644
2	27.307	18.781	20.950	1:07.038
3	26.973	18.817	21.713	1:07.503
4	26.733	18.730	20.405	1:05.868
5	26.695	18.679	20.452	1:05.826
6	26.720	18.677	20.550	1:05.947
7	26.654	18.631	20.355	1:05.640
8	26.711	18.585	20.477	1:05.773
9	26.677	18.655	20.488	1:05.820
10	26.797	18.815	20.439	1:06.051
11	26.784	18.659	20.465	1:05.908
12	26.803	18.724	20.465	1:05.992
13	26.738	18.672	20.462	1:05.872
14	26.737	18.732	21.018	1:06.487
15	27.342	19.547	21.228	1:08.117

No218 LOMBARDO DAVIDE

Laps	Sector 1	Sector 2	Sector 3	Lap Time
1	31.059	19.926	21.408	1:12.393
2	27.085	19.412	20.710	1:07.207
3	28.189	18.634	20.408	1:07.231
4	26.687	18.634	20.605	1:05.926
5	26.719	18.855	20.399	1:05.973
6	26.621	18.471	20.407	1:05.499
7	26.614	18.474	20.242	1:05.330
8	26.528	18.450	20.426	1:05.404
9	26.844	18.453	20.333	1:05.630
10	26.793	18.682	20.441	1:05.916
11	26.762	18.589	20.466	1:05.817
12	26.659	18.585	20.345	1:05.589
13	26.661	18.707	20.377	1:05.745
14	26.730	18.602	20.698	1:06.030
15	27.410	19.166	20.617	1:07.193

No222 MAESTRANZI MARCO

Laps	Sector 1	Sector 2	Sector 3	Lap Time
1	32.569	19.692	21.107	1:13.368
2	27.545	19.426	20.731	1:07.702
3	27.547	18.813	20.591	1:06.951
4	26.708	18.785	20.390	1:05.883
5	26.784	18.596	20.428	1:05.808

Laps	Sector 1	Sector 2	Sector 3	Lap Time
6	26.673	18.578	20.268	1:05.519
7	26.561	18.629	20.308	1:05.498
8	26.658	18.582	20.554	1:05.794
9	27.186	18.520	20.391	1:06.097
10	26.653	19.046	20.362	1:06.061
11	26.712	18.551	20.301	1:05.564
12	26.699	18.621	20.279	1:05.599
13	26.867	18.707	20.329	1:05.903
14	26.819	18.744	20.453	1:06.016
15	27.180	19.537	21.432	1:08.149

No223 VASILE DANIEL

Laps	Sector 1	Sector 2	Sector 3	Lap Time
1	30.388	19.603	21.130	1:11.121
2	27.363	18.901	21.187	1:07.451

No226 SUN YUE YANG

Laps	Sector 1	Sector 2	Sector 3	Lap Time
1	57.876	20.070	21.281	1:39.227
2	27.308	18.808	20.678	1:06.794
3	26.928	18.759	20.621	1:06.308
4	26.804	18.761	20.469	1:06.034
5	26.796	18.831	20.480	1:06.107
6	26.704	18.635	20.377	1:05.716
7	26.735	18.615	20.338	1:05.688
8	26.711	18.659	20.386	1:05.756
9	26.708	18.706	20.361	1:05.775
10	26.751	18.700	20.365	1:05.816
11	26.873	18.686	20.378	1:05.937
12	26.796	18.597	20.352	1:05.745
13	26.701	18.731	20.414	1:05.846
14	26.941	18.713	20.804	1:06.458
15	26.833	18.685	20.484	1:06.002

No227 SARGEANT LOGAN

Laps	Sector 1	Sector 2	Sector 3	Lap Time
1	29.150	19.171	20.818	1:09.139
2	27.744	19.204	21.231	1:08.179
3	26.986	18.722	20.507	1:06.215
4	26.797	18.915	20.430	1:06.142
5	26.676	18.684	20.446	1:05.806
6	26.972	19.047	20.430	1:06.449
7	26.657	18.641	20.422	1:05.720
8	26.717	18.596	20.794	1:06.107
9	26.779	18.726	20.490	1:05.995
10	26.765	18.690	20.515	1:05.970
11	27.131	18.682	20.744	1:06.557
12	26.805	18.583	20.406	1:05.794
13	26.740	18.645	20.462	1:05.847
14	26.834	18.668	20.484	1:05.986
15	26.885	18.816	20.578	1:06.279

No229 COHEN IDO

Laps	Sector 1	Sector 2	Sector 3	Lap Time
1	31.188	19.582	21.482	1:12.252
2	28.044	19.082	20.827	1:07.953



OK

Final (F)

Lap Time Analysis

For information purposes. No official / regulatory value

Laps	Sector 1	Sector 2	Sector 3	Lap Time	Laps	Sector 1	Sector 2	Sector 3	Lap Time
3	27.070	18.944	20.743	1:06.757	3	26.920	18.834	20.808	1:06.562
4	26.977	19.133	20.767	1:06.877	4	26.834	18.898	20.830	1:06.562
5	27.482	18.920	20.563	1:06.965	5	27.357	19.105	20.978	1:07.440
6	26.968	18.808	20.599	1:06.375	6	26.742	18.584	20.393	1:05.719
7	26.993	19.020	20.571	1:06.584	7	26.717	18.587	20.437	1:05.741
8	27.077	18.855	20.636	1:06.568	8	26.780	18.600	20.454	1:05.834
9	26.938	18.876	20.640	1:06.454	9	26.904	18.722	20.202	1:05.828
10	27.143	18.930	20.722	1:06.795	10	26.663	18.597	20.387	1:05.647
11	27.017	18.766	20.543	1:06.326	11	26.731	18.534	20.298	1:05.563
12	27.003	18.850	20.662	1:06.515	12	26.740	18.557	20.279	1:05.576
13	27.077	18.814	20.789	1:06.680	13	26.764	18.701	20.381	1:05.846
14	27.127	19.025	20.613	1:06.765	14	27.178	18.703	20.341	1:06.222
15	27.217	18.923	20.740	1:06.880	15	26.806	18.663	21.477	1:06.946

No230 GAAL ALEXANDER

1	31.285	20.353	21.997	1:13.635
2	28.214	19.364	21.122	1:08.700
3	27.809	19.358	21.185	1:08.352
4	27.429	19.328	21.028	1:07.785
5	27.554	19.201	20.893	1:07.648
6	27.381	19.284	20.860	1:07.525
7	27.497	19.169	20.991	1:07.657
8	27.546	19.242	21.115	1:07.903
9	27.566	19.339	20.871	1:07.776
10	27.582	19.164	20.978	1:07.724
11	27.680	19.185	21.085	1:07.950
12	27.376	19.157	20.942	1:07.475
13	27.414	19.261	21.186	1:07.861
14	27.677	19.060	21.359	1:08.096
15	27.486	19.182	21.276	1:07.944

No231 BALE THOMAS

1	31.055	19.657	21.568	1:12.280
2	27.328	18.771	20.760	1:06.859
3	27.007	18.885	21.333	1:07.225
4	26.947	18.792	20.880	1:06.619
5	27.137	18.754	20.683	1:06.574
6	26.775	18.685	20.776	1:06.236
7	26.714	18.760	20.785	1:06.259
8	26.756	18.664	20.474	1:05.894
9	27.079	18.980	20.495	1:06.554
10	26.788	18.771	20.534	1:06.093
11	26.902	18.667	20.478	1:06.047
12	26.793	18.728	20.525	1:06.046
13	26.976	18.902	20.477	1:06.355
14	26.945	18.778	20.608	1:06.331
15	27.082	18.927	20.834	1:06.843

No234 GHENO JACOPO

1	30.798	19.485	22.242	1:12.525
2	28.030	18.957	20.826	1:07.813





OK

Final (F) Starting Grid

Document 17

Subject to scrutineering & sporting investigations

207	TIENE FELICE CRG / PARILLA / VEGA		14		
230	GAAL ALEXANDER CRG / TM / VEGA		13	218	LOMBARDO DAVIDE EXPRIT / TM / VEGA
229	COHEN IDO CRG / PARILLA / VEGA		12	225	WING HOONG CHIA WRIGHT / TM / VEGA
231	BALE THOMAS EXPRIT / VORTEX / VEGA		11	234	GHENO JACOPO TONY KART / VORTEX / VEGA
216	LEGERET LUCAS BIREL ART / PARILLA / VEGA		10	211	LAPPALAINEN KONSTA TONY KART / VORTEX / VEGA
212	GANGI JR ANTHONY TONY KART / VORTEX / VEGA		9	222	MAESTRANZI MARCO EVOKART / PARILLA / VEGA
209	TONTERI PAAVO CRG / PARILLA / VEGA		8	220	LUNDGAARD CHRISTIAN ENERGY / TM / VEGA
213	SMOLYAR ALEXANDER TONY KART / VORTEX / VEGA		7	223	VASILE DANIEL TONY KART / VORTEX / VEGA
215	VAN LEEUWEN MARTIJN BIREL ART / PARILLA / VEGA		6	202	NOAH MILELL KOSMIC / VORTEX / VEGA
210	JANKER HANNES CRG / PARILLA / VEGA		5	201	BASZ KAROL KOSMIC / VORTEX / VEGA
205	SIMMENAUER JEAN BAPTISTE TONY KART / VORTEX / VEGA		4	226	SUN YUE YANG FA KART / VORTEX / VEGA
204	NOVALAK CLEMENT TONY KART / VORTEX / VEGA		3	227	SARGEANT LOGAN FA KART / VORTEX / VEGA
214	TRAVISANUTTO LORENZO TONY KART / VORTEX / VEGA		2	208	JOYNER THOMAS ZANARDI / PARILLA / VEGA
206	HILTBRAND PEDRO CRG / PARILLA / VEGA		1	203	NIELSEN NICKLAS TONY KART / VORTEX / VEGA

POLE POSITION



OK

Pre Final (PF)
Results

Document 16

Subject to scrutineering & sporting investigations

Rnk	No	Entrant	Nat	Driver	Nat	Equipment	Laps	Gap	Interv.	Best Lap	Points
1	▲11	206	ITA	HILTBRAND PEDRO	ESP	CRG / PARILLA / VEGA	12			1:05.748	40
2	▼1	203	ITA	TONY KART RACING TEAM	DNK	TONY KART / VORTEX / VEGA	12	0.081	0.081	1:05.393	30
3	▲4	214	SWE	WARD RACING	ITA	TONY KART / VORTEX / VEGA	12	1.148	1.067	1:05.659	20
4	▲6	208	ITA	CRG S.P.A.	GBR	ZANARDI / PARILLA / VEGA	12	1.206	0.058	1:05.272	10
5	=	204	ITA	TONY KART RACING TEAM	GBR	TONY KART / VORTEX / VEGA	12	1.296	0.090	1:05.582	9
6	▲10	227	GBR	RICKY FLYNN MOTORSPC	USA	FA KART / VORTEX / VEGA	12	1.572	0.276	1:05.405	8
7	▲2	205	ITA	TONY KART RACING TEAM	FRA	TONY KART / VORTEX / VEGA	12	1.686	0.114	1:05.320	7
8	▼2	226	GBR	RICKY FLYNN MOTORSPC	CHN	FA KART / VORTEX / VEGA	12	2.424	0.738	1:05.625	6
9	▼1	210	ITA	CRG S.P.A.	DEU	CRG / PARILLA / VEGA	12	2.539	0.115	1:05.414	5
10	▼7	201	ITA	KOSMIC RACING TEAM	POL	KOSMIC / VORTEX / VEGA	12	2.661	0.122	1:05.545	4
11	▼7	215	ITA	BIREL ART RACING	NLD	BIREL ART / PARILLA / VEGA	12	3.341	0.680	1:05.338	3
12	▲3	202	ITA	KOSMIC RACING TEAM	SWE	KOSMIC / VORTEX / VEGA	12	3.668	0.327	1:05.505	2
13	▲7	213	SWE	WARD RACING	RUS	TONY KART / VORTEX / VEGA	12	4.375	0.707	1:05.552	1
14	▲3	223	ROU	REAL RACING	ROU	TONY KART / VORTEX / VEGA	12	6.814	2.439	1:05.646	0
15	▲4	209	ITA	CRG S.P.A.	FIN	CRG / PARILLA / VEGA	12	8.631	1.817	1:05.743	0
16	▼3	220	ITA	ENERGY CORSE	DNK	ENERGY / TM / VEGA	12	11.058	2.427	1:06.065	0
17	▲8	212	SWE	WARD RACING	USA	TONY KART / VORTEX / VEGA	12	11.256	0.198	1:05.688	0
18	▼7	222	ITA	EVOKART SRL	ITA	EVOKART / PARILLA / VEGA	12	11.528	0.272	1:05.977	0
19	▲4	216	ITA	BIREL ART RACING	CHE	BIREL ART / PARILLA / VEGA	12	11.651	0.123	1:05.694	0
20	▲2	211	SWE	WARD RACING	FIN	TONY KART / VORTEX / VEGA	12	11.747	0.096	1:05.903	0
21	▼3	231	GBR	FORZA RACING	FIN	EXPRIT / VORTEX / VEGA	12	11.938	0.191	1:05.626	0
22	▼1	234	SWE	WARD RACING	ITA	TONY KART / VORTEX / VEGA	12	12.027	0.089	1:05.893	0
23	▲1	229	ITA	CRG S.P.A.	ISR	CRG / PARILLA / VEGA	12	12.713	0.686	1:06.282	0
24	▲2	225	GBR	SWRD	MYS	WRIGHT / TM / VEGA	12	25.630	12.917	1:07.375	0
25	▲2	230	NLD	CRG KEIJZER RACING	NLD	CRG / TM / VEGA	12	31.353	5.723	1:07.273	0
26	▼12	218	CHE	RB RACING	ITA	EXPRIT / TM / VEGA	6	6 Laps	6 Laps	1:06.165	0
27	▼25	207	ITA	CRG S.P.A.	ITA	CRG / PARILLA / VEGA	2	10 Laps	4 Laps	1:08.846	0

Leaders : No203 NIELSEN NICKLAS (1-2) / No214 TRAVISANUTTO LORENZO (3-3) / No206 HILTBRAND PEDRO (4-12)

Start Time : 20/03 - 11:07:36

Best Lap : No208 JOYNER THOMAS 1:05.272 93,70 Kph

Weather : Sunny Air : 16°C Track : Dry

Previous Event Record : No215 VAN LEEUWEN MARTIJN 1:05.318 93,64 Kph



OK

**Pre Final (PF)
Lap Chart**

For information purposes. No official / regulatory value

	1	2	3	4	5	6	7	8	9	10	11	12	13	14	15	16	17	18	19	20	21	22	23	24	25	26	27	
Grid	203	207	201	215	204	226	214	210	205	208	222	206	220	218	202	227	223	231	209	213	234	211	216	229	212	225	230	
Start	203	207	215	201	204	226	214	205	210	208	222	206	220	218	227	202	231	223	209	213	211	229	234	225	212	230	216	
Lap 1 Interval	203	207 0.1	204 0.5	214 0.0	206 0.2	201 0.5	205 0.2	226 0.1	208 0.2	222 0.1	210 0.2	220 0.3	218 0.5	227 0.0	215 0.3	202 0.2	223 0.1	209 0.2	231 0.7	211 0.2	213 0.1	229 0.3	225 0.2	212 0.0	234 0.1	216 0.0	230 0.6	
Lap 2	203	214 0.0	206 0.2	204 0.1	201 0.1	205 0.1	226 0.2	208 0.3	222 0.2	210 0.9	227 0.1	220 0.2	215 0.1	218 0.5	202 0.0	209 0.4	223 0.5	211 0.2	213 0.1	229 0.2	216 0.6	212 0.1	231 0.2	234 0.7	225 0.2	212 0.7	230 0.3	207 24.2
Lap 3	214	206 0.2	204 0.2	201 0.1	205 0.1	226 0.4	203 0.2	208 0.1	222 0.2	227 0.7	210 0.1	215 0.1	220 0.2	202 0.2	218 0.5	209 0.1	223 0.4	213 0.6	211 0.1	229 0.5	212 0.1	231 0.6	216 0.2	234 0.5	225 1.5	212 0.1	230 0.1	
Lap 4	206	214 0.2	204 0.0	205 0.2	201 0.1	226 0.1	203 0.1	208 0.1	222 0.5	227 0.2	210 0.5	215 0.2	202 0.6	220 0.4	218 0.2	209 0.5	223 0.0	213 0.2	211 0.3	212 0.9	229 0.5	216 0.8	234 0.1	231 0.2	225 2.6	212 0.2	230 0.4	
Lap 5	206	214 0.3	204 0.4	201 0.1	203 0.3	226 0.6	208 0.2	227 0.0	222 0.5	205 0.1	210 0.1	215 0.0	202 0.1	220 0.5	218 0.4	223 0.7	213 0.2	209 0.2	211 0.0	212 0.2	229 1.1	216 0.7	231 0.4	234 0.4	225 3.3	212 0.4	230 0.2	
Lap 6	206	214 0.3	201 0.5	204 0.1	203 0.1	226 0.8	208 0.1	227 0.3	222 0.8	205 0.1	215 0.3	210 0.4	202 0.1	220 0.1	218 0.2	223 0.1	213 0.1	209 0.2	212 0.4	211 0.2	216 0.2	229 1.2	216 0.2	231 0.2	234 0.7	225 4.7	230 0.5	
Lap 7	206	214 0.3	201 0.3	203 0.1	204 0.2	208 1.0	227 0.3	226 0.1	205 0.5	215 0.7	210 0.7	222 0.4	202 0.0	220 0.3	213 0.1	223 0.0	209 0.0	212 0.1	211 0.2	216 1.5	231 0.2	229 0.6	234 0.2	225 6.2	212 0.2	230 0.4		
Lap 8	206	214 0.2	201 0.2	203 0.1	204 0.4	208 0.5	227 0.5	226 0.2	205 0.2	215 0.7	210 1.0	202 1.1	213 0.2	222 0.8	223 0.0	209 0.5	220 0.2	212 0.1	211 0.5	216 0.1	231 0.4	234 0.3	229 0.5	225 7.1	212 0.2	230 0.2		
Lap 9	206	214 0.1	203 0.5	204 0.3	201 0.2	208 0.1	227 0.3	226 0.5	205 0.2	215 0.3	210 1.0	202 1.2	213 0.2	223 2.0	222 0.1	209 0.3	220 0.7	211 0.3	212 0.0	216 0.1	231 0.1	234 0.1	229 0.7	225 8.7	212 0.1	230 0.1		
Lap 10	206	214 0.1	203 0.1	204 0.5	201 0.2	208 0.1	227 0.5	226 0.1	205 0.5	215 0.2	210 1.1	202 1.3	213 0.3	223 2.0	222 0.7	209 0.2	220 0.6	211 0.3	212 0.3	216 0.8	231 0.2	234 0.2	229 0.6	225 9.8	212 0.2	230 0.2		
Lap 11	206	203 0.1	214 0.2	204 0.1	208 0.3	201 0.3	227 0.3	205 0.1	215 0.7	226 0.4	210 0.5	202 1.4	213 0.4	223 2.3	209 1.8	222 0.4	220 0.0	211 0.1	212 0.1	216 0.3	231 0.2	234 0.4	229 1.3	225 12.2	212 5.4	230		
Lap 12	206	203 0.0	214 1.0	208 0.0	204 0.0	227 0.2	205 0.1	226 0.7	210 0.1	201 0.1	215 0.6	202 0.3	213 0.7	223 2.4	209 1.8	220 2.4	212 0.1	222 0.2	216 0.1	211 0.0	231 0.1	234 0.0	229 0.6	225 12.9	212 5.7	230		



OK

Pre Final (PF) Lap Time Analysis

For information purposes. No official / regulatory value

Laps	Sector 1	Sector 2	Sector 3	Lap Time	Laps	Sector 1	Sector 2	Sector 3	Lap Time	Laps	Sector 1	Sector 2	Sector 3	Lap Time
No201 BASZ KAROL					9	26.718	18.553	20.453	1:05.724	2	27.243	19.440	20.930	1:07.613
1	29.492	19.080	21.522	1:10.094	10	26.703	18.497	20.382	1:05.582	3	27.161	18.698	20.488	1:06.347
2	27.333	18.743	20.810	1:06.886	11	26.715	18.509	20.366	1:05.590	4	26.843	19.117	20.636	1:06.596
3	27.134	18.705	20.609	1:06.448	12	27.789	19.067	20.774	1:07.630	5	27.267	18.919	20.749	1:06.935
4	27.112	18.666	20.468	1:06.246	No205 SIMMENAUER JEAN BAPTISTE					6	26.741	18.582	20.420	1:05.743
5	26.992	18.828	20.429	1:06.249	1	29.631	19.056	21.303	1:09.990	7	26.893	18.642	20.617	1:06.152
6	26.828	18.593	20.333	1:05.754	2	27.486	18.747	20.639	1:06.872	8	27.193	19.173	20.935	1:07.301
7	26.663	18.516	20.366	1:05.545	3	27.074	18.768	20.560	1:06.402	9	26.990	19.215	20.519	1:06.724
8	26.814	18.514	20.291	1:05.619	4	26.858	18.530	20.580	1:05.968	10	26.647	18.631	20.868	1:06.146
9	26.733	18.934	20.935	1:06.602	5	27.934	18.645	21.788	1:08.367	11	26.724	19.258	20.673	1:06.655
10	26.722	18.524	20.321	1:05.567	6	26.940	18.597	20.821	1:06.358	12	26.790	18.703	20.603	1:06.096
11	27.084	18.611	20.317	1:06.012	7	26.748	18.523	20.204	1:05.475	No210 JANKER HANNES				
12	27.125	19.496	21.683	1:08.304	8	26.600	18.488	20.237	1:05.325	1	30.478	19.195	21.079	1:10.752
No202 NOAH MILELL					9	26.580	18.556	20.313	1:05.449	2	27.600	19.168	21.180	1:07.948
1	30.649	19.685	21.179	1:11.513	10	26.540	18.481	20.299	1:05.320	3	27.105	18.779	20.790	1:06.674
2	27.329	19.374	20.933	1:07.636	11	26.676	18.575	20.370	1:05.621	4	26.902	18.580	20.355	1:05.837
3	27.025	18.637	20.410	1:06.072	12	26.909	19.194	20.786	1:06.889	5	26.719	18.508	21.309	1:06.536
4	27.124	18.617	20.347	1:06.088	No206 HILTBRAND PEDRO					6	27.182	18.978	20.883	1:07.043
5	26.737	18.528	20.640	1:05.905	1	29.114	18.970	20.878	1:08.962	7	26.639	18.881	20.613	1:06.133
6	27.292	18.835	20.875	1:07.002	2	27.214	18.850	21.076	1:07.140	8	26.672	18.561	20.340	1:05.573
7	26.777	18.832	20.853	1:06.462	3	27.069	18.658	20.600	1:06.327	9	26.685	18.481	20.248	1:05.414
8	27.349	18.652	20.250	1:06.251	4	26.858	18.528	20.609	1:05.995	10	26.643	18.551	20.249	1:05.443
9	26.745	18.512	20.248	1:05.505	5	26.818	18.652	20.430	1:05.900	11	26.668	18.535	20.268	1:05.471
10	26.641	18.543	20.369	1:05.553	6	26.831	18.631	20.408	1:05.870	12	26.768	18.531	20.754	1:06.053
11	26.706	18.499	20.321	1:05.526	7	26.781	18.595	20.392	1:05.768	No211 LAPPALAINEN KONSTA				
12	26.715	18.598	20.455	1:05.768	8	26.782	18.590	20.376	1:05.748	1	30.783	19.733	21.723	1:12.239
No203 NIELSEN NICKLAS					9	26.736	18.587	20.430	1:05.753	2	27.150	18.802	21.430	1:07.382
1	28.680	19.104	20.993	1:08.777	10	26.781	18.656	20.394	1:05.831	3	27.680	18.728	20.495	1:06.903
2	27.741	19.091	20.855	1:07.687	11	26.821	18.642	20.439	1:05.902	4	26.820	18.590	20.504	1:05.914
3	28.638	18.797	20.557	1:07.992	12	27.346	18.699	20.810	1:06.855	5	26.773	18.908	20.696	1:06.377
4	26.697	18.522	20.463	1:05.682	No207 TIENE FELICE					6	27.215	18.721	20.438	1:06.374
5	26.831	18.906	20.573	1:06.310	1	28.984	19.016	20.846	1:08.846	7	26.794	18.600	20.509	1:05.903
6	26.647	18.662	20.396	1:05.705	2	27.696	50.811	21.236	1:39.743	8	27.165	19.017	21.557	1:07.739
7	26.543	18.506	20.347	1:05.396	No208 JOYNER THOMAS					9	26.959	18.693	21.273	1:06.925
8	26.746	18.568	20.306	1:05.620	1	29.955	19.206	21.093	1:10.254	10	27.056	18.569	20.390	1:06.015
9	26.648	18.739	20.420	1:05.807	2	27.576	18.883	20.659	1:07.118	11	26.789	18.753	20.742	1:06.284
10	26.572	18.511	20.310	1:05.393	3	27.302	18.880	20.507	1:06.689	12	27.573	19.828	21.211	1:08.612
11	26.778	18.596	20.385	1:05.759	4	26.754	18.505	20.384	1:05.643	No212 GANGI JR ANTHONY				
12	27.408	18.640	20.709	1:06.757	5	27.148	18.638	21.303	1:07.089	1	30.748	20.032	21.625	1:12.405
No204 NOVALAK CLEMENT					6	27.018	18.456	20.289	1:05.763	2	28.011	18.851	20.793	1:07.655
1	29.081	19.062	21.080	1:09.223	7	26.863	18.464	20.403	1:05.730	3	27.127	18.787	20.593	1:06.507
2	27.935	18.646	20.980	1:07.561	8	26.611	18.475	20.186	1:05.272	4	27.030	18.647	20.438	1:06.115
3	27.145	18.611	20.662	1:06.418	9	26.643	18.469	20.547	1:05.659	5	26.642	18.554	20.492	1:05.688
4	26.845	18.588	20.641	1:06.074	10	26.798	18.456	20.280	1:05.534	6	26.868	18.630	20.402	1:05.900
5	27.134	18.759	20.542	1:06.435	11	26.738	18.544	20.246	1:05.528	7	26.801	18.663	20.389	1:05.853
6	27.067	18.608	20.424	1:06.099	12	27.153	19.060	20.962	1:07.175	8	27.293	19.069	21.165	1:07.527
7	26.920	18.497	20.376	1:05.793	No209 TONTERI PAAVO					9	27.006	19.163	21.320	1:07.489
8	26.707	18.528	20.534	1:05.769	1	30.450	19.796	21.159	1:11.405	10	27.314	18.628	20.338	1:06.280

OK

Pre Final (PF) Lap Time Analysis

For information purposes. No official / regulatory value

Laps	Sector 1	Sector 2	Sector 3	Lap Time
11	26.703	18.730	20.711	1:06.144
12	27.426	19.122	21.386	1:07.934

No213 SMOLYAR ALEXANDER				
Laps	Sector 1	Sector 2	Sector 3	Lap Time
1	31.135	19.662	21.768	1:12.565
2	27.238	18.781	21.301	1:07.320
3	27.316	18.770	20.501	1:06.587
4	26.751	18.537	20.462	1:05.750
5	26.932	18.811	20.707	1:06.450
6	26.752	18.545	20.414	1:05.711
7	26.948	18.624	20.646	1:06.218
8	26.990	18.707	20.315	1:06.012
9	26.682	18.553	20.317	1:05.552
10	26.734	18.547	20.358	1:05.639
11	26.663	18.587	20.360	1:05.610
12	26.763	18.727	20.535	1:06.025

No214 TRAVISANUTTO LORENZO				
Laps	Sector 1	Sector 2	Sector 3	Lap Time
1	29.206	18.974	21.048	1:09.228
2	27.272	18.935	20.852	1:07.059
3	27.004	18.711	20.635	1:06.350
4	26.921	18.581	20.967	1:06.469
5	27.132	18.552	20.357	1:06.041
6	26.852	18.585	20.424	1:05.861
7	26.718	18.646	20.391	1:05.755
8	26.715	18.552	20.392	1:05.659
9	26.772	18.533	20.399	1:05.704
10	26.784	18.570	20.459	1:05.813
11	27.126	18.550	20.466	1:06.142
12	27.526	19.013	21.056	1:07.595

No215 VAN LEEUWEN MARTIJN				
Laps	Sector 1	Sector 2	Sector 3	Lap Time
1	31.493	19.701	21.172	1:12.366
2	27.397	19.218	20.634	1:07.249
3	27.023	18.661	20.563	1:06.247
4	26.900	18.637	20.374	1:05.911
5	26.692	18.487	21.167	1:06.346
6	27.319	18.699	20.530	1:06.548
7	26.612	18.807	20.383	1:05.802
8	26.622	18.431	20.295	1:05.348
9	26.567	18.499	20.272	1:05.338
10	26.591	18.533	20.316	1:05.440
11	26.668	18.670	20.276	1:05.614
12	26.717	18.765	22.331	1:07.813

No216 LEGERET LUCAS				
Laps	Sector 1	Sector 2	Sector 3	Lap Time
1	30.254	20.112	21.350	1:11.716
2	27.566	18.786	20.941	1:07.293
3	27.387	19.384	20.749	1:07.520
4	26.847	18.619	21.170	1:06.636
5	27.027	18.689	20.442	1:06.158
6	26.769	18.694	20.354	1:05.817

Laps	Sector 1	Sector 2	Sector 3	Lap Time
7	26.816	18.587	20.495	1:05.898
8	26.994	18.953	20.435	1:06.382
9	26.992	18.668	21.363	1:07.023
10	27.440	19.144	20.561	1:07.145
11	26.684	18.651	20.359	1:05.694
12	27.244	19.165	21.319	1:07.728

No218 LOMBARDO DAVIDE				
Laps	Sector 1	Sector 2	Sector 3	Lap Time
1	30.400	19.488	21.128	1:11.016
2	27.564	19.642	20.997	1:08.203
3	27.400	18.773	20.517	1:06.690
4	26.795	18.877	20.493	1:06.165
5	26.881	18.768	20.654	1:06.303
6	26.825	18.840	20.735	1:06.400

No220 LUNDGAARD CHRISTIAN				
Laps	Sector 1	Sector 2	Sector 3	Lap Time
1	30.407	19.251	21.038	1:10.696
2	27.403	19.122	21.484	1:08.009
3	27.393	18.737	20.496	1:06.626
4	27.305	18.971	20.450	1:06.726
5	26.882	18.679	20.504	1:06.065
6	26.960	18.682	20.944	1:06.586
7	26.843	18.708	21.058	1:06.609
8	27.873	19.033	20.956	1:07.862
9	26.960	19.272	20.976	1:07.208
10	26.903	18.694	20.483	1:06.080
11	26.948	18.808	20.755	1:06.511
12	27.525	19.272	21.227	1:08.024

No222 MAESTRANZI MARCO				
Laps	Sector 1	Sector 2	Sector 3	Lap Time
1	29.953	19.118	21.172	1:10.243
2	27.690	18.742	20.782	1:07.214
3	27.126	19.088	20.475	1:06.689
4	26.842	18.613	20.522	1:05.977
5	27.127	18.594	21.366	1:07.087
6	26.878	18.639	20.767	1:06.284
7	27.043	19.602	20.931	1:07.576
8	27.660	19.100	20.604	1:07.364
9	27.309	19.251	20.445	1:07.005
10	26.881	18.661	20.698	1:06.240
11	26.886	19.558	20.914	1:07.358
12	27.386	19.368	21.806	1:08.560

No223 VASILE DANIEL				
Laps	Sector 1	Sector 2	Sector 3	Lap Time
1	30.365	19.736	21.173	1:11.274
2	27.270	19.838	21.261	1:08.369
3	26.983	18.648	20.680	1:06.311
4	26.817	18.766	20.583	1:06.166
5	27.066	18.779	20.601	1:06.446
6	26.781	18.574	20.397	1:05.752
7	26.944	18.688	20.855	1:06.487
8	27.096	19.147	20.567	1:06.810

Laps	Sector 1	Sector 2	Sector 3	Lap Time
9	27.403	18.910	20.432	1:06.745
10	26.694	18.616	20.336	1:05.646
11	26.766	18.664	20.393	1:05.823
12	26.907	18.681	20.574	1:06.162

No225 WING HOONG CHIA				
Laps	Sector 1	Sector 2	Sector 3	Lap Time
1	30.639	19.910	21.845	1:12.394
2	28.567	19.307	21.184	1:09.058
3	27.677	19.376	21.003	1:08.056
4	27.529	19.078	20.996	1:07.603
5	27.478	19.064	20.862	1:07.404
6	27.353	19.101	20.921	1:07.375
7	27.380	19.185	20.909	1:07.474
8	27.412	19.082	21.078	1:07.572
9	28.368	19.111	20.856	1:08.335
10	27.401	19.340	21.199	1:07.940
11	28.744	19.273	20.992	1:09.009
12	27.485	19.231	20.986	1:07.702

No226 SUN YUE YANG				
Laps	Sector 1	Sector 2	Sector 3	Lap Time
1	30.043	19.141	21.161	1:10.345
2	27.671	18.709	20.591	1:06.971
3	27.408	18.767	20.426	1:06.601
4	26.766	18.566	20.509	1:05.841
5	27.205	18.765	21.128	1:07.098
6	26.800	18.709	20.377	1:05.886
7	26.793	18.583	20.939	1:06.315
8	26.738	18.583	20.325	1:05.646
9	26.721	18.608	20.602	1:05.931
10	26.688	18.559	20.378	1:05.625
11	26.727	18.987	20.521	1:06.235
12	26.871	18.684	20.930	1:06.485

No227 SARGEANT LOGAN				
Laps	Sector 1	Sector 2	Sector 3	Lap Time
1	30.521	19.521	20.996	1:11.038
2	27.519	18.804	20.824	1:07.147
3	27.055	18.880	20.428	1:06.363
4	26.587	18.491	20.327	1:05.405
5	26.763	18.558	21.027	1:06.348
6	27.077	18.567	20.349	1:05.993
7	26.787	18.505	20.459	1:05.751
8	26.543	18.557	20.386	1:05.486
9	26.601	18.537	20.290	1:05.428
10	26.673	18.535	20.553	1:05.761
11	26.607	18.601	20.434	1:05.642
12	26.941	19.147	20.797	1:06.885

No229 COHEN IDO				
Laps	Sector 1	Sector 2	Sector 3	Lap Time
1	30.865	19.717	21.890	1:12.472
2	27.265	18.953	20.994	1:07.212
3	27.519	19.013	20.588	1:07.120
4	27.436	18.778	20.611	1:06.825



OK

Pre Final (PF) Lap Time Analysis

For information purposes. No official / regulatory value

Laps	Sector 1	Sector 2	Sector 3	Lap Time
5	26.940	18.754	20.588	1:06.282
6	26.916	18.810	20.569	1:06.295
7	27.575	18.900	20.601	1:07.076
8	27.290	18.946	20.632	1:06.868
9	26.967	18.821	20.784	1:06.572
10	27.511	18.932	20.582	1:07.025
11	27.073	18.880	20.636	1:06.589
12	27.165	18.981	20.886	1:07.032

No230 GAAL ALEXANDER

1	30.488	20.462	21.829	1:12.779
2	28.032	19.536	20.945	1:08.513
3	27.565	19.390	20.836	1:07.791
4	27.911	19.141	20.836	1:07.888
5	27.427	18.990	20.856	1:07.273
6	27.516	19.250	20.872	1:07.638
7	27.375	19.160	20.807	1:07.342
8	27.419	19.074	20.903	1:07.396
9	27.835	19.181	20.926	1:07.942
10	27.363	19.512	21.450	1:08.325
11	33.866	19.391	20.966	1:14.223
12	27.607	19.241	21.129	1:07.977

No231 BALE THOMAS

1	31.127	19.890	21.557	1:12.574
2	27.088	19.089	22.816	1:08.993
3	27.069	19.205	20.631	1:06.905
4	26.768	18.836	21.641	1:07.245
5	26.839	18.989	20.409	1:06.237
6	26.675	18.569	20.382	1:05.626
7	26.968	18.591	20.296	1:05.855
8	26.834	19.247	20.531	1:06.612
9	26.690	18.639	21.353	1:06.682
10	27.397	18.948	20.415	1:06.760
11	26.619	18.558	20.472	1:05.649
12	27.693	19.353	21.257	1:08.303

No234 GHENO JACOPO

1	31.189	20.110	21.602	1:12.901
2	28.109	19.279	21.174	1:08.562
3	27.330	18.823	20.656	1:06.809
4	26.888	18.628	20.783	1:06.299
5	26.973	19.246	20.671	1:06.890
6	26.847	18.658	20.449	1:05.954
7	26.847	18.740	20.432	1:06.019
8	26.992	18.663	20.441	1:06.096
9	26.744	18.662	21.002	1:06.408
10	27.476	19.022	20.648	1:07.146
11	26.783	18.580	20.530	1:05.893
12	27.136	19.321	21.195	1:07.652



OK

Pre Final (PF) Starting Grid

Document 14

Subject to scrutineering & sporting investigations

230	GAAL ALEXANDER CRG / TM / VEGA		14		
212	GANGI JR ANTHONY TONY KART / VORTEX / VEGA		13	225	WING HOONG CHIA WRIGHT / TM / VEGA
216	LEGERET LUCAS BIREL ART / PARILLA / VEGA		12	229	COHEN IDO CRG / PARILLA / VEGA
234	GHENO JACOPO TONY KART / VORTEX / VEGA		11	211	LAPPALAINEN KONSTA TONY KART / VORTEX / VEGA
209	TONTERI PAAVO CRG / PARILLA / VEGA		10	213	SMOLYAR ALEXANDER TONY KART / VORTEX / VEGA
223	VASILE DANIEL TONY KART / VORTEX / VEGA		9	231	BALE THOMAS EXPRIT / VORTEX / VEGA
202	NOAH MILELL KOSMIC / VORTEX / VEGA		8	227	SARGEANT LOGAN FA KART / VORTEX / VEGA
220	LUNDGAARD CHRISTIAN ENERGY / TM / VEGA		7	218	LOMBARDO DAVIDE EXPRIT / TM / VEGA
222	MAESTRANZI MARCO EVOKART / PARILLA / VEGA		6	206	HILTBRAND PEDRO CRG / PARILLA / VEGA
205	SIMMENAUER JEAN BAPTISTE TONY KART / VORTEX / VEGA		5	208	JOYNER THOMAS ZANARDI / PARILLA / VEGA
214	TRAVISANUTTO LORENZO TONY KART / VORTEX / VEGA		4	210	JANKER HANNES CRG / PARILLA / VEGA
204	NOVALAK CLEMENT TONY KART / VORTEX / VEGA		3	226	SUN YUE YANG FA KART / VORTEX / VEGA
201	BASZ KAROL KOSMIC / VORTEX / VEGA		2	215	VAN LEEUWEN MARTIJN BIREL ART / PARILLA / VEGA
203	NIELSEN NICKLAS TONY KART / VORTEX / VEGA		1	207	TIENE FELICE CRG / PARILLA / VEGA

POLE POSITION



OK

Qualifying Heats (QH) Results

Document 13

Subject to scrutineering & sporting investigations

Rnk	No	Entrant	Nat	Driver	Nat	Equipment	QH1	QH2	QH3	Points	
1	203	TONY KART RACING TEAM	ITA	NIELSEN NICKLAS	DNK	TONY KART / VORTEX / VEGA	3	0	2	2	4
2	207	CRG S.P.A.	ITA	TIENE FELICE	ITA	CRG / PARILLA / VEGA	12	4	0	0	4
3	201	KOSMIC RACING TEAM	ITA	BASZ KAROL	POL	KOSMIC / VORTEX / VEGA	1	2	5	4	11
4	215	BIREL ART RACING	ITA	VAN LEEUWEN MARTIJN	NLD	BIREL ART / PARILLA / VEGA	9	6	3	3	12
5	204	TONY KART RACING TEAM	ITA	NOVALAK CLEMENT	GBR	TONY KART / VORTEX / VEGA	2	3	6	6	15
6	226	RICKY FLYNN MOTORSPORT	GBR	SUN YUE YANG	CHN	FA KART / VORTEX / VEGA	4	5	8	7	20
7	214	WARD RACING	SWE	TRAVISANUTTO LORENZO	ITA	TONY KART / VORTEX / VEGA	10	11	7	5	23
8	210	CRG S.P.A.	ITA	JANKER HANNES	DEU	CRG / PARILLA / VEGA	14	12	11	9	32
9	205	TONY KART RACING TEAM	ITA	SIMMENAUER JEAN BAPTIST	FRA	TONY KART / VORTEX / VEGA	18	16	10	8	34
10	208	CRG S.P.A.	ITA	JOYNER THOMAS	GBR	ZANARDI / PARILLA / VEGA	6	9	4	23	36
11	222	EVOKART SRL	ITA	MAESTRANZI MARCO	ITA	EVOKART / PARILLA / VEGA	19	15	12	12	39
12	206	CRG S.P.A.	ITA	HILTBRAND PEDRO	ESP	CRG / PARILLA / VEGA	5	7	9	29	45
13	220	ENERGY CORSE	ITA	LUNDGAARD CHRISTIAN	DNK	ENERGY / TM / VEGA	7	8	13	25	46
14	218	RB RACING	CHE	LOMBARDO DAVIDE	ITA	EXPRIT / TM / VEGA	15	14	15	18	47
15	202	KOSMIC RACING TEAM	ITA	NOAH MILELL	SWE	KOSMIC / VORTEX / VEGA	21	18	19	10	47
16	227	RICKY FLYNN MOTORSPORT	GBR	SARGEANT LOGAN	USA	FA KART / VORTEX / VEGA	20	19	21	11	51
17	223	REAL RACING	ROU	VASILE DANIEL	ROU	TONY KART / VORTEX / VEGA	11	13	20	19	52
18	231	FORZA RACING	GBR	BALE THOMAS	GBR	EXPRIT / VORTEX / VEGA	8	10	17	26	53
19	209	CRG S.P.A.	ITA	TONTERI PAAVO	FIN	CRG / PARILLA / VEGA	17	17	14	24	55
20	213	WARD RACING	SWE	SMOLYAR ALEXANDER	RUS	TONY KART / VORTEX / VEGA	16	20	16	22	58
21	234	WARD RACING	SWE	GHEO JACOPO	ITA	TONY KART / VORTEX / VEGA	23	26	18	14	58
22	211	WARD RACING	SWE	LAPPALAINEN KONSTA	FIN	TONY KART / VORTEX / VEGA	27	21	22	15	58
23	216	BIREL ART RACING	ITA	LEGERET LUCAS	CHE	BIREL ART / PARILLA / VEGA	13	22	25	13	60
24	229	CRG S.P.A.	ITA	COHEN IDO	ISR	CRG / PARILLA / VEGA	25	23	23	17	63
25	212	WARD RACING	SWE	GANGI JR ANTHONY	USA	TONY KART / VORTEX / VEGA	22	27	24	16	67
26	225	SWRD	GBR	WING HOONG CHIA	MYS	WRIGHT / TM / VEGA	24	25	26	20	71
27	230	CRG KEIJZER RACING	NLD	GAAL ALEXANDER	NLD	CRG / TM / VEGA	26	24	27	21	72



OK

Qualifying Heat 3 (QH3) Results

Document 12.1

Subject to scrutineering & sporting investigations

Rnk	No	Entrant	Nat	Driver	Nat	Equipment	Laps	Gap	Interv.	Best Lap	Penalty	Points
1	207	CRG S.P.A.	ITA	TIENE FELICE	ITA	CRG / PARILLA / VEGA	9			1:05.742		0
2	203	TONY KART RACING TEAM	ITA	NIELSEN NICKLAS	DNK	TONY KART / VORTEX / VEGA	9	0.337	0.337	1:05.717		2
3	215	BIREL ART RACING	ITA	VAN LEEUWEN MARTIJN	NLD	BIREL ART / PARILLA / VEGA	9	0.545	0.208	1:05.541		3
4	201	KOSMIC RACING TEAM	ITA	BASZ KAROL	POL	KOSMIC / VORTEX / VEGA	9	3.148	2.603	1:05.648		4
5	214	WARD RACING	SWE	TRAVISANUTTO LORENZO	ITA	TONY KART / VORTEX / VEGA	9	5.166	2.018	1:05.660		5
6	204	TONY KART RACING TEAM	ITA	NOVALAK CLEMENT	GBR	TONY KART / VORTEX / VEGA	9	5.266	0.100	1:05.840		6
7	226	RICKY FLYNN MOTORSPORT	GBR	SUN YUE YANG	CHN	FA KART / VORTEX / VEGA	9	5.923	0.657	1:05.691		7
8	205	TONY KART RACING TEAM	ITA	SIMMENAUER JEAN BAPTISTE	FRA	TONY KART / VORTEX / VEGA	9	6.151	0.228	1:05.785		8
9	210	CRG S.P.A.	ITA	JANKER HANNES	DEU	CRG / PARILLA / VEGA	9	6.328	0.177	1:05.505		9
10	202	KOSMIC RACING TEAM	ITA	NOAH MILELL	SWE	KOSMIC / VORTEX / VEGA	9	6.704	0.376	1:05.768		10
11	227	RICKY FLYNN MOTORSPORT	GBR	SARGEANT LOGAN	USA	FA KART / VORTEX / VEGA	9	8.045	1.341	1:05.934		11
12	222	EVOKART SRL	ITA	MAESTRANZI MARCO	ITA	EVOKART / PARILLA / VEGA	9	10.326	2.281	1:06.359		12
13	216	BIREL ART RACING	ITA	LEGERET LUCAS	CHE	BIREL ART / PARILLA / VEGA	9	10.365	0.039	1:05.888		13
14	234	WARD RACING	SWE	GHEÑO JACOPO	ITA	TONY KART / VORTEX / VEGA	9	10.537	0.172	1:05.888		14
15	211	WARD RACING	SWE	LAPPALAINEN KONSTANTIN	FIN	TONY KART / VORTEX / VEGA	9	10.798	0.261	1:05.902		15
16	212	WARD RACING	SWE	GANGI JR ANTHONY	USA	TONY KART / VORTEX / VEGA	9	11.882	1.084	1:05.944		16
17	229	CRG S.P.A.	ITA	COHEN IDO	ISR	CRG / PARILLA / VEGA	9	14.439	2.557	1:06.585		17
18	218	RB RACING	CHE	LOMBARDO DAVIDE	ITA	EXPRIT / TM / VEGA	9	15.504	1.065	1:06.677		18
19	223	REAL RACING	ROU	VASILE DANIEL	ROU	TONY KART / VORTEX / VEGA	9	18.209	2.705	1:06.377		19
20	225	SWRD	GBR	WING HOONG CHIA	MYS	WRIGHT / TM / VEGA	9	27.002	8.793	1:07.701		20
21	230	CRG KEIJZER RACING	NLD	GAAL ALEXANDER	NLD	CRG / TM / VEGA	9	37.214	10.212	1:07.892	+10.000	21
22	213	WARD RACING	SWE	SMOLYAR ALEXANDER	RUS	TONY KART / VORTEX / VEGA	9	52.204	14.990	1:05.831	+10.000	22
23	208	CRG S.P.A.	ITA	JOYNER THOMAS	GBR	ZANARDI / PARILLA / VEGA	3	6 Laps	6 Laps	1:06.897		23
24	209	CRG S.P.A.	ITA	TONTERI PAAVO	FIN	CRG / PARILLA / VEGA	1	8 Laps	2 Laps	1:18.281		24
25	220	ENERGY CORSE	ITA	LUNDGAARD CHRISTIAN	DNK	ENERGY / TM / VEGA	0	9 Laps	1 Lap			25
26	231	FORZA RACING	GBR	BALE THOMAS	GBR	EXPRIT / VORTEX / VEGA	0	9 Laps	0.189			26

No230 GAAL ALEXANDER : Time penalty of 10 s for incorrectly installed front fairing or incorrect position of front fairing. According to Stewards' Decision No.37.

No213 SMOLYAR ALEXANDER : Time penalty of 10 s for incorrectly installed front fairing or incorrect position of front fairing. According to Stewards' Decision No.38.

Not Classified

	206	CRG S.P.A.	ITA	HILTBRAND PEDRO	ESP	CRG / PARILLA / VEGA		Excluded		1:05.755		29
--	-----	------------	-----	-----------------	-----	----------------------	--	----------	--	----------	--	----

No206 HILTBRAND PEDRO : Exclusion from the heat for breach the rules. According to Stewards' Decision No.39.

Leaders : No207 TIENE FELICE (1-9)

Start Time : 19/03 - 15:30:15

Best Lap : No210 JANKER HANNES 1:05.505 93,37 Kph

Weather : Sunny Air : 16°C Track : Dry

Event Record : No215 VAN LEEUWEN MARTIJN 1:05.318 93,64 Kph

DOCUMENT N° 39

DÉCISION DES COMMISSAIRES SPORTIFS
STEWARDS' DECISION

PÉNALITÉ INFLIGÉE AU CONCURRENT (NOM) : **CRG S.P.A.**
PENALTY INFLICTED UPON THE ENTRANT (NAME):

NATIONALITÉ / NATIONALITY: **ITA**

N°: **206**
No.:

PILOTE : **HILTBRAND PEDRO**
DRIVER :

Concerne la partie de l'Épreuve : **OK - Qualifying Heat 3**
Concerns the part of the event:

ÉNONCÉ / STATEMENT:

Exclusion from the Heat 3.

MOTIF / REASON:

After the chequered flag the driver n° 206 stop his race near the marshal post n° 2 and out of the camera range he refix the bumper in the correct position. After hearing the entrant and the race director and after receiving the marshal report. The Stewards see in this fact an attempt to deceive the Officials and to circumvent the regulations and an intentional modification of a part to achieve a personal benefit.
The Stewards decided in application of article 12.1, 12.2 and 12.3 FIA International Sporting Code.

Décision annoncée
Decision announced

Date / Date: **19/03/2016**

Heure / Time: **16:20**

Nom / Name

Signature

Président du Collège / Chairman of the Panel:

Oronzo Di Bari (I) :

Membres du Collège / Members of the Panel:

Giovanni Valentino (I) :

Nicola Giorgione (I) :

NOTIFICATION AU CONCURRENT CONCERNÉ / NOTIFICATION TO THE RELEVANT ENTRANT

Je soussigné :
I undersigned: Nom personnel / personal name

Représentant du Concurrent : **CRG S.P.A.**
Representing the Entrant: Nom du Concurrent / Entrant's name

Certifie avoir reçu notification du document N° **39** des Commissaires Sportifs de l'Épreuve.
Certify that I have been notified of document No. by the Stewards of the Meeting.

Date : Heure / Time: Signature :

DOCUMENT N° 38

DÉCISION DES COMMISSAIRES SPORTIFS
STEWARDS' DECISION

PÉNALITÉ INFLIGÉE AU CONCURRENT (NOM) : **WARD RACING**
PENALTY INFLICTED UPON THE ENTRANT (NAME):

NATIONALITÉ / NATIONALITY: **SWE**

N°: **213**
No.:

PILOTE : **SMOLYAR ALEXANDER**
DRIVER :

Concerne la partie de l'Épreuve : **OK - Qualifying Heat 3**
Concerns the part of the event:

ÉNONCÉ / STATEMENT:

10 sec time penalty in the concerned Heat

MOTIF / REASON:

The front fairing of kart 213 was not in the correct positions (according to technical drawing no. 2d) when the chequered flag was waved and the kart concerned crossed the finish line. The Stewards impose this penalty after receiving of the relevant report of Judge of Facts and in application of the art 29 specific prescription CIK-FIA .

Décision annoncée
Decision announced

Date / Date: **19/03/2016**

Heure / Time: **16:03**

Nom / Name

Signature

Président du Collège / Chairman of the Panel:

Oronzo Di Bari (I) :

Membres du Collège / Members of the Panel:

Giovanni Valentino (I) :

Nicola Giorgione (I) :

NOTIFICATION AU CONCURRENT CONCERNÉ / NOTIFICATION TO THE RELEVANT ENTRANT

Je soussigné :
I undersigned: Nom personnel / personal name

Représentant du Concurrent : **WARD RACING**
Representing the Entrant: Nom du Concurrent / Entrant's name

Certifie avoir reçu notification du document N° **38** des Commissaires Sportifs de l'Épreuve.
Certify that I have been notified of document No. **38** *by the Stewards of the Meeting.*

Date : Heure / Time: Signature :

DOCUMENT N° 37

DÉCISION DES COMMISSAIRES SPORTIFS
STEWARDS' DECISION

PÉNALITÉ INFLIGÉE AU CONCURRENT (NOM) : **CRG KEIJZER RACING**
PENALTY INFLICTED UPON THE ENTRANT (NAME):

NATIONALITÉ / NATIONALITY: **NLD**

N°: **230**
No.:

PILOTE : **GAAL ALEXANDER**
DRIVER :

Concerne la partie de l'Épreuve : **OK - Qualifying Heat 3**
Concerns the part of the event:

ÉNONCÉ / STATEMENT:

10 sec time penalty in the concerned Heat

MOTIF / REASON:

The front fairing of kart 230 was not in the correct positions (according to technical drawing no. 2d) when the chequered flag was waved and the kart concerned crossed the finish line. The Stewards impose this penalty after receiving of the relevant report of Judge of Facts and in application of the art 29 specific prescription CIK-FIA .

Décision annoncée
Decision announced

Date / Date: **19/03/2016**

Heure / Time: **16:03**

Nom / Name

Signature

Président du Collège / Chairman of the Panel:

Oronzo Di Bari (I) :

Membres du Collège / Members of the Panel:

Giovanni Valentino (I) :

Nicola Giorgione (I) :

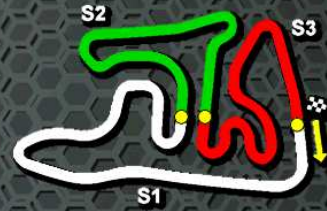
NOTIFICATION AU CONCURRENT CONCERNÉ / NOTIFICATION TO THE RELEVANT ENTRANT

Je soussigné :
I undersigned: Nom personnel / personal name

Représentant du Concurrent : **CRG KEIJZER RACING**
Representing the Entrant: Nom du Concurrent / Entrant's name

Certifie avoir reçu notification du document N° **37** des Commissaires Sportifs de l'Épreuve.
Certify that I have been notified of document No. by the Stewards of the Meeting.

Date : Heure / Time: Signature :



OK

Qualifying Heat 3 (QH3)

Lap Chart

For information purposes. No official / regulatory value

	1	2	3	4	5	6	7	8	9	10	11	12	13	14	15	16	17	18	19	20	21	22	23	24	25	26	27
Grid	207	203	215	208	201	204	214	226	206	205	210	222	220	209	218	213	231	234	202	223	227	211	229	212	216	225	230
Start	207	215	203	208	204	201	226	214	205	206	222	210	209	220	218	231	213	234	202	223	227	211	212	229	225	230	216
Lap 1 Interval	207	215 0.2	203 0.2	208 0.1	204 0.5	206 0.4	201 0.1	214 0.3	205 0.3	210 0.1	222 0.0	226 1.2	202 1.8	227 0.3	229 0.4	218 0.2	216 0.5	223 0.2	234 0.0	211 0.0	212 0.7	225 0.1	230 0.3	209 1.7	213 29.9		
Lap 2	207	203 0.6	208 0.4	215 0.1	201 0.1	204 0.2	206 0.2	205 0.9	222 0.7	214 0.0	226 0.1	210 1.9	227 0.2	229 0.0	216 0.3	218 0.2	234 0.4	211 0.3	223 0.2	212 0.0	225 1.5	230 0.4	213 30.3				
Lap 3	207	203 0.4	215 0.6	208 0.1	201 0.1	206 0.3	204 0.1	205 0.6	214 0.7	222 0.8	210 0.1	202 1.2	227 0.5	216 0.2	229 0.4	234 0.4	211 0.4	218 0.1	212 0.0	223 0.5	225 3.0	230 0.2	213 28.7				
Lap 4	207	203 0.3	215 0.7	206 1.3	204 0.1	205 0.3	201 0.2	214 0.2	222 1.1	226 0.2	210 0.6	202 0.5	227 0.4	216 0.4	229 1.2	234 0.0	211 0.0	212 1.4	223 0.1	218 0.4	225 4.1	230 0.1	213 26.8				
Lap 5	207	203 0.3	215 0.6	206 1.4	204 0.2	201 0.4	214 0.2	205 0.3	226 1.2	222 0.4	210 0.0	202 0.4	227 0.5	216 0.3	234 2.5	211 0.5	229 0.4	212 0.1	218 0.7	223 3.8	225 1.1	230 0.3	213 25.1				
Lap 6	207	203 0.3	215 0.7	206 1.4	204 0.2	201 0.2	214 0.2	205 0.4	226 1.2	210 0.8	222 0.4	202 0.1	227 0.2	216 0.3	234 2.6	211 0.3	212 0.6	229 0.4	218 1.0	223 3.7	225 2.5	230 0.1	213 23.0				
Lap 7	207	203 0.3	215 0.5	206 1.7	201 0.3	204 0.2	214 0.2	205 0.2	226 1.2	210 0.4	202 1.1	222 0.4	227 0.0	216 0.2	234 2.4	211 0.3	212 0.8	229 1.0	218 1.2	223 3.5	225 4.0	230 0.0	213 20.8				
Lap 8	207	203 0.2	215 0.4	206 2.0	201 0.3	214 1.4	204 0.2	205 0.1	226 0.0	210 0.3	202 1.3	227 1.1	222 0.7	216 0.1	234 1.2	211 0.4	212 0.8	229 1.9	218 1.0	223 3.3	225 6.2	230 0.1	213 18.1				
Lap 9	207	203 0.3	215 0.2	206 2.4	201 0.1	214 2.0	204 0.1	226 0.6	205 0.2	210 0.1	202 0.3	227 1.3	222 2.2	216 0.0	234 0.1	211 0.2	212 1.0	229 2.5	218 1.0	223 2.7	225 8.7	230 0.2	213 14.9				



OK

Qualifying Heat 3 (QH3)

Lap Time Analysis

For information purposes. No official / regulatory value

Laps	Sector 1	Sector 2	Sector 3	Lap Time	Laps	Sector 1	Sector 2	Sector 3	Lap Time	Laps	Sector 1	Sector 2	Sector 3	Lap Time
No201 BASZ KAROL					No206 HILTBRAND PEDRO					No212 GANGI JR ANTHONY				
1	29.405	19.322	21.090	1:09.817	8	26.721	19.216	20.964	1:06.901	1	32.246	20.804	22.425	1:15.475
2	27.287	18.851	21.132	1:07.270	9	27.383	19.094	20.566	1:07.043	2	27.393	18.999	21.119	1:07.511
3	27.307	18.822	20.591	1:06.720	1	28.897	19.412	21.192	1:09.501	3	27.203	18.803	20.669	1:06.675
4	28.126	19.138	20.562	1:07.826	2	27.787	19.209	20.850	1:07.846	4	27.406	19.401	20.709	1:07.516
5	26.844	18.629	20.391	1:05.864	3	27.083	18.780	20.734	1:06.597	5	27.131	18.725	20.817	1:06.673
6	26.682	18.558	20.408	1:05.648	4	27.295	18.949	20.519	1:06.763	6	26.778	18.650	20.516	1:05.944
7	26.749	18.610	20.470	1:05.829	5	26.846	18.681	20.449	1:05.976	7	26.932	18.772	20.511	1:06.215
8	26.784	18.631	20.339	1:05.754	6	26.779	18.669	20.357	1:05.805	8	26.798	18.743	20.520	1:06.061
9	26.658	18.613	20.612	1:05.883	7	26.821	18.746	20.417	1:05.984	9	26.942	18.789	20.590	1:06.321
No202 NOAH MILELL					No207 TIENE FELICE					No213 SMOLYAR ALEXANDER				
1	31.623	20.011	21.267	1:12.901	1	28.349	19.132	20.987	1:08.468	1	1:02.811	23.577	21.585	1:47.973
2	27.414	18.982	21.829	1:08.225	2	27.614	19.018	20.960	1:07.592	2	27.711	19.020	20.980	1:07.711
3	27.105	18.889	20.570	1:06.564	3	27.251	18.804	20.652	1:06.707	3	27.298	18.885	20.669	1:06.852
4	26.805	18.638	20.534	1:05.977	4	26.948	18.693	20.457	1:06.098	4	27.103	18.867	20.596	1:06.566
5	26.743	18.603	20.443	1:05.789	5	26.846	18.666	20.402	1:05.914	5	26.956	18.731	20.490	1:06.177
6	27.240	18.689	20.385	1:06.314	6	26.780	18.639	20.379	1:05.798	6	26.844	18.691	20.436	1:05.971
7	26.788	18.756	20.488	1:06.032	7	26.835	18.623	20.319	1:05.777	7	26.794	18.737	20.418	1:05.949
8	26.740	18.660	20.368	1:05.768	8	26.737	18.600	20.405	1:05.742	8	26.842	18.710	20.423	1:05.975
9	26.659	18.605	20.557	1:05.821	9	26.783	18.613	20.365	1:05.761	9	26.740	18.646	20.445	1:05.831
No203 NIELSEN NICKLAS					No208 JOYNER THOMAS					No214 TRAVISANUTTO LORENZO				
1	28.735	19.083	20.988	1:08.806	1	28.927	19.077	20.883	1:08.887	1	29.209	19.325	21.516	1:10.050
2	27.545	19.262	21.017	1:07.824	2	27.496	19.261	21.322	1:08.079	2	27.537	20.592	21.159	1:09.288
3	27.004	18.739	20.725	1:06.468	3	27.442	18.799	20.656	1:06.897	3	27.013	18.737	20.510	1:06.260
4	26.846	18.625	20.513	1:05.984	No209 TONTERI PAAVO					4	26.831	18.733	20.632	1:06.196
5	26.855	18.653	20.477	1:05.985	1	34.583	21.659	22.039	1:18.281	5	26.854	18.652	20.409	1:05.915
6	26.727	18.588	20.407	1:05.722	No210 JANKER HANNES					6	26.681	18.536	20.443	1:05.660
7	26.719	18.624	20.440	1:05.783	1	29.571	19.444	21.279	1:10.294	7	26.904	18.684	20.440	1:06.028
8	26.699	18.619	20.399	1:05.717	2	27.694	21.608	21.654	1:10.956	8	26.721	19.284	20.735	1:06.740
9	26.701	18.639	20.459	1:05.799	3	27.046	18.793	20.580	1:06.419	9	26.829	18.688	20.907	1:06.424
No204 NOVALAK CLEMENT					No211 LAPPALAINEN KONSTA					No215 VAN LEEUWEN MARTIJN				
1	29.111	19.209	21.032	1:09.352	1	32.484	20.572	21.767	1:14.823	1	28.579	19.078	20.948	1:08.605
2	27.422	18.979	21.673	1:08.074	2	27.588	18.981	21.366	1:07.935	2	27.580	19.725	21.312	1:08.617
3	27.482	18.834	20.645	1:06.961	3	27.040	18.746	21.011	1:06.797	3	27.188	18.716	20.650	1:06.554
4	27.258	18.937	20.626	1:06.821	4	27.079	18.664	20.559	1:06.302	4	26.797	18.732	20.526	1:06.055
5	26.899	18.649	20.435	1:05.983	5	26.729	18.545	20.664	1:05.938	5	26.806	18.634	20.439	1:05.879
6	26.837	18.607	20.396	1:05.840	6	27.105	18.679	20.328	1:06.112	6	26.811	18.586	20.420	1:05.817
7	27.275	18.629	20.422	1:06.326	7	26.632	18.588	20.285	1:05.505	7	26.657	18.625	20.371	1:05.653
8	26.989	19.351	20.852	1:07.192	8	26.605	18.582	20.399	1:05.586	8	26.638	18.545	20.358	1:05.541
9	26.925	18.581	20.796	1:06.302	9	27.041	19.132	20.595	1:06.768	9	26.576	18.597	20.428	1:05.601
No205 SIMMENAUER JEAN BAPTISTE					No216 LEGERET LUCAS									
1	29.388	19.464	21.451	1:10.303	1	31.646	20.183	21.797	1:13.626					
2	28.082	19.249	20.765	1:08.096	2	27.338	18.927	20.948	1:07.213					
3	27.094	18.754	20.595	1:06.443	3	27.256	18.752	20.597	1:06.605					
4	27.033	18.861	20.534	1:06.428	4	26.972	18.691	20.509	1:06.172					
5	27.372	18.954	20.380	1:06.706	5	26.803	18.651	20.434	1:05.888					
6	26.755	18.634	20.396	1:05.785	6	26.799	18.717	20.454	1:05.970					
7	26.687	18.659	20.445	1:05.791	7	26.807	18.634	20.722	1:06.163					



OK

Qualifying Heat 3 (QH3)

Lap Time Analysis

For information purposes. No official / regulatory value

Laps	Sector 1	Sector 2	Sector 3	Lap Time
8	27.323	19.054	20.676	1:07.053
9	27.301	19.036	21.142	1:07.479

No218 LOMBARDO DAVIDE

Laps	Sector 1	Sector 2	Sector 3	Lap Time
1	31.758	20.702	21.829	1:14.289
2	27.489	19.222	21.324	1:08.035
3	27.190	19.229	21.303	1:07.722
4	27.381	19.757	21.025	1:08.163
5	27.044	19.091	20.731	1:06.866
6	27.028	19.020	20.723	1:06.771
7	26.973	19.055	20.929	1:06.957
8	26.999	18.961	20.717	1:06.677
9	27.065	18.872	21.059	1:06.996

No222 MAESTRANZI MARCO

Laps	Sector 1	Sector 2	Sector 3	Lap Time
1	29.915	19.276	21.177	1:10.368
2	27.711	19.793	21.173	1:08.677
3	27.811	18.912	20.618	1:07.341
4	26.961	18.856	20.542	1:06.359
5	26.887	18.758	21.113	1:06.758
6	27.371	18.734	20.472	1:06.577
7	26.764	18.906	21.011	1:06.681
8	27.479	19.087	20.654	1:07.220
9	27.236	19.105	21.199	1:07.540

No223 VASILE DANIEL

Laps	Sector 1	Sector 2	Sector 3	Lap Time
1	32.191	20.148	22.368	1:14.707
2	27.414	19.045	21.897	1:08.356
3	27.357	18.929	20.965	1:07.251
4	27.020	19.258	20.885	1:07.163
5	31.460	18.881	20.760	1:11.101
6	27.261	18.910	20.552	1:06.723
7	27.102	18.898	20.727	1:06.727
8	26.991	18.842	20.625	1:06.458
9	27.002	18.703	20.672	1:06.377

No225 WING HOONG CHIA

Laps	Sector 1	Sector 2	Sector 3	Lap Time
1	32.075	20.600	22.844	1:15.519
2	27.908	19.529	21.411	1:08.848
3	27.549	19.632	21.497	1:08.678
4	27.739	19.528	21.409	1:08.676
5	27.456	19.305	20.940	1:07.701
6	27.424	19.427	21.315	1:08.166
7	27.429	19.438	21.351	1:08.218
8	27.820	19.658	21.155	1:08.633
9	27.841	19.699	21.384	1:08.924

No226 SUN YUE YANG

Laps	Sector 1	Sector 2	Sector 3	Lap Time
1	31.184	19.321	21.307	1:11.812
2	27.383	19.198	21.144	1:07.725
3	27.444	18.813	20.660	1:06.917
4	27.334	18.816	20.596	1:06.746
5	26.840	18.698	20.595	1:06.133

Laps	Sector 1	Sector 2	Sector 3	Lap Time
6	26.712	18.621	20.428	1:05.761
7	26.714	18.728	20.378	1:05.820
8	26.739	18.544	20.408	1:05.691
9	27.242	18.917	20.589	1:06.748

No227 SARGEANT LOGAN

Laps	Sector 1	Sector 2	Sector 3	Lap Time
1	31.693	20.170	21.395	1:13.258
2	27.360	19.051	21.329	1:07.740
3	27.078	18.905	20.898	1:06.881
4	26.835	18.738	20.602	1:06.175
5	26.804	18.672	20.458	1:05.934
6	26.903	18.747	20.357	1:06.007
7	26.807	18.827	20.640	1:06.274
8	27.124	18.757	20.491	1:06.372
9	26.827	18.742	20.488	1:06.057

No229 COHEN IDO

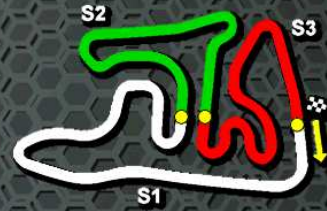
Laps	Sector 1	Sector 2	Sector 3	Lap Time
1	31.140	20.658	21.661	1:13.459
2	27.511	19.209	21.018	1:07.738
3	27.583	19.010	20.748	1:07.341
4	27.047	19.110	20.809	1:06.966
5	27.595	19.694	20.821	1:08.110
6	27.092	18.840	20.653	1:06.585
7	27.066	19.109	20.615	1:06.790
8	27.127	19.025	20.764	1:06.916
9	27.161	18.890	20.905	1:06.956

No230 GAAL ALEXANDER

Laps	Sector 1	Sector 2	Sector 3	Lap Time
1	31.684	21.556	22.195	1:15.435
2	27.978	19.475	21.587	1:09.040
3	27.668	19.554	21.260	1:08.482
4	27.635	19.479	21.379	1:08.493
5	27.733	19.128	21.031	1:07.892
6	27.553	19.152	21.323	1:08.028
7	27.488	19.334	21.308	1:08.130
8	27.842	19.785	21.053	1:08.680
9	27.947	19.564	21.498	1:09.009

No234 GHENO JACOPO

Laps	Sector 1	Sector 2	Sector 3	Lap Time
1	32.269	20.062	22.534	1:14.865
2	27.542	18.980	21.117	1:07.639
3	27.197	18.795	20.747	1:06.739
4	27.089	18.813	20.755	1:06.657
5	27.441	19.165	20.461	1:07.067
6	26.936	18.726	20.428	1:06.090
7	26.796	18.729	20.423	1:05.948
8	26.810	18.703	20.375	1:05.888
9	26.804	18.710	20.849	1:06.363



OK

Qualifying Heat 3 (QH3)

Starting Grid

Document 11

Subject to scrutineering & sporting investigations

230	GAAL ALEXANDER CRG / TM / VEGA		14	225	WING HOONG CHIA WRIGHT / TM / VEGA	
216	LEGERET LUCAS BIREL ART / PARILLA / VEGA		13	212	GANGI JR ANTHONY TONY KART / VORTEX / VEGA	
229	COHEN IDO CRG / PARILLA / VEGA		12	211	LAPPALAINEN KONSTA TONY KART / VORTEX / VEGA	
227	SARGEANT LOGAN FA KART / VORTEX / VEGA		11	223	VASILE DANIEL TONY KART / VORTEX / VEGA	
202	NOAH MILELL KOSMIC / VORTEX / VEGA		10	234	GHENO JACOPO TONY KART / VORTEX / VEGA	
231	BALE THOMAS EXPRIT / VORTEX / VEGA		9	213	SMOLYAR ALEXANDER TONY KART / VORTEX / VEGA	
218	LOMBARDO DAVIDE EXPRIT / TM / VEGA		8	209	TONTERI PAAVO CRG / PARILLA / VEGA	
220	LUNDGAARD CHRISTIAN ENERGY / TM / VEGA		7	222	MAESTRANZI MARCO EVOKART / PARILLA / VEGA	
210	JANKER HANNES CRG / PARILLA / VEGA		6	205	SIMMENAUER JEAN BAPTISTE TONY KART / VORTEX / VEGA	
206	HILTBRAND PEDRO CRG / PARILLA / VEGA		5	226	SUN YUE YANG FA KART / VORTEX / VEGA	
214	TRAVISANUTTO LORENZO TONY KART / VORTEX / VEGA		4	204	NOVALAK CLEMENT TONY KART / VORTEX / VEGA	
201	BASZ KAROL KOSMIC / VORTEX / VEGA		3	208	JOYNER THOMAS ZANARDI / PARILLA / VEGA	
215	VAN LEEUWEN MARTIJN BIREL ART / PARILLA / VEGA		2	203	NIELSEN NICKLAS TONY KART / VORTEX / VEGA	
207	TIENE FELICE CRG / PARILLA / VEGA		1			

POLE POSITION



OK

Qualifying Heat 2 (QH2) Results

Document 10.1

Subject to scrutineering & sporting investigations

Rnk	No	Entrant	Nat	Driver	Nat	Equipment	Laps	Gap	Interv.	Best Lap	Penalty	Points		
1	▲3	207	ITA	CRG S.P.A.	ITA	TIENE FELICE	ITA	CRG / PARILLA / VEGA	9			1:05.705	0	
2	▼1	203	ITA	TONY KART RACING TEAM	ITA	NIELSEN NICKLAS	DNK	TONY KART / VORTEX / VEGA	9	0.231	0.231	1:05.700	2	
3	▲3	215	ITA	BIREL ART RACING	ITA	VAN LEEUWEN MARTIJN	NLD	BIREL ART / PARILLA / VEGA	9	2.232	2.001	1:05.629	3	
4	▲5	208	ITA	CRG S.P.A.	ITA	JOYNER THOMAS	GBR	ZANARDI / PARILLA / VEGA	9	2.409	0.177	1:05.423	4	
5	▼3	201	ITA	KOSMIC RACING TEAM	ITA	BASZ KAROL	POL	KOSMIC / VORTEX / VEGA	9	2.586	0.177	1:06.062	5	
6	▼3	204	ITA	TONY KART RACING TEAM	ITA	NOVALAK CLEMENT	GBR	TONY KART / VORTEX / VEGA	9	2.823	0.237	1:05.850	6	
7	▲4	214	SWE	WARD RACING	SWE	TRAVISANUTTO LORENZO	ITA	TONY KART / VORTEX / VEGA	9	2.996	0.173	1:05.701	7	
8	▼3	226	GBR	RICKY FLYNN MOTORSPORTS	GBR	SUN YUE YANG	CHN	FA KART / VORTEX / VEGA	9	4.058	1.062	1:05.918	8	
9	▼2	206	ITA	CRG S.P.A.	ITA	HILTBRAND PEDRO	ESP	CRG / PARILLA / VEGA	9	4.375	0.317	1:05.932	9	
10	▲6	205	ITA	TONY KART RACING TEAM	ITA	SIMMENAUER JEAN BAPTISTE	FRA	TONY KART / VORTEX / VEGA	9	7.462	3.087	1:05.700	10	
11	▲1	210	ITA	CRG S.P.A.	ITA	JANKER HANNES	DEU	CRG / PARILLA / VEGA	9	7.795	0.333	1:05.654	11	
12	▲3	222	ITA	EVOKART SRL	ITA	MAESTRANZI MARCO	ITA	EVOKART / PARILLA / VEGA	9	8.338	0.543	1:05.741	12	
13	▼5	220	ITA	ENERGY CORSE	ITA	LUNDGAARD CHRISTIAN	DNK	ENERGY / TM / VEGA	9	8.452	0.114	1:06.185	13	
14	▲3	209	ITA	CRG S.P.A.	ITA	TONTERI PAAVO	FIN	CRG / PARILLA / VEGA	9	9.205	0.753	1:05.799	14	
15	▼1	218	CHE	RB RACING	CHE	LOMBARDO DAVIDE	ITA	EXPRIT / TM / VEGA	9	10.190	0.985	1:06.007	15	
16	▲4	213	SWE	WARD RACING	SWE	SMOLYAR ALEXANDER	RUS	TONY KART / VORTEX / VEGA	9	10.738	0.548	1:05.755	16	
17	▼7	231	GBR	FORZA RACING	GBR	BALE THOMAS	GBR	EXPRIT / VORTEX / VEGA	9	11.048	0.310	1:05.902	17	
18	▲8	234	SWE	WARD RACING	SWE	GHEÑO JACOPO	ITA	TONY KART / VORTEX / VEGA	9	11.207	0.159	1:06.058	18	
19	▼1	202	ITA	KOSMIC RACING TEAM	ITA	NOAH MILELL	SWE	KOSMIC / VORTEX / VEGA	9	11.670	0.463	1:06.012	19	
20	▼7	223	ROU	REAL RACING	ROU	VASILE DANIEL	ROU	TONY KART / VORTEX / VEGA	9	12.052	0.382	1:06.147	20	
21	▼2	227	GBR	RICKY FLYNN MOTORSPORTS	GBR	SARGEANT LOGAN	USA	FA KART / VORTEX / VEGA	9	12.284	0.232	1:06.002	21	
22	▼1	211	SWE	WARD RACING	SWE	LAPPALAINEN KONSTANTIN	FIN	TONY KART / VORTEX / VEGA	9	12.964	0.680	1:05.950	22	
23	=	229	ITA	CRG S.P.A.	ITA	COHEN IDO	ISR	CRG / PARILLA / VEGA	9	17.777	4.813	1:06.664	23	
24	▲3	212	SWE	WARD RACING	SWE	GANGI JR ANTHONY	USA	TONY KART / VORTEX / VEGA	9	19.286	1.509	1:06.391	24	
25	▼3	216	ITA	BIREL ART RACING	ITA	LEGERET LUCAS	CHE	BIREL ART / PARILLA / VEGA	9	22.777	3.491	1:06.101	+10.000	25
26	▼1	225	GBR	SWRD	GBR	WING HOONG CHIA	MYS	WRIGHT / TM / VEGA	9	23.917	1.140	1:07.811	26	
27	▼3	230	NLD	CRG KEIJZER RACING	NLD	GAAL ALEXANDER	USA	CRG / TM / VEGA	9	38.567	14.650	1:07.974	+10.000	27

No216 LEGERET LUCAS : Time penalty of 10 s for incorrectly installed front fairing or incorrect position of front fairing. According to Stewards' Decision No.19.

No230 GAAL ALEXANDER : Time penalty of 10 s for incorrectly installed front fairing or incorrect position of front fairing. According to Stewards' Decision No.20.

Leaders : No203 NIELSEN NICKLAS (1-1) / No204 NOVALAK CLEMENT (2-2) / No201 BASZ KAROL (3-5) / No207 TIENE FELICE (6-9)

Start Time : 19:03 - 13:34:32

Best Lap : No208 JOYNER THOMAS 1:05.423 93,49 Kph

Weather : Sunny Air : 16°C Track : Dry

Event Record : No215 VAN LEEUWEN MARTIJN 1:05.318 93,64 Kph

DOCUMENT N° 20

DÉCISION DES COMMISSAIRES SPORTIFS
STEWARDS' DECISION

PÉNALITÉ INFLIGÉE AU CONCURRENT (NOM) : **CRG KEIJZER RACING**
PENALTY INFLICTED UPON THE ENTRANT (NAME):

NATIONALITÉ / NATIONALITY: **NLD**

N°: **230**
No.:

PILOTE : **GAAL ALEXANDER**
DRIVER :

Concerne la partie de l'Épreuve : **OK - Qualifying Heat 2**
Concerns the part of the event:

ÉNONCÉ / STATEMENT:

10 sec time penalty in the concerned Heat

MOTIF / REASON:

The front fairing of kart 230 was not in the correct positions (according to technical drawing no. 2d) when the chequered flag was waved and the kart concerned crossed the finish line. The Stewards impose this penalty after receiving of the relevant report of Judge of Facts and in application of the art 29 specific prescription CIK-FIA .

Décision annoncée
Decision announced

Date / Date: **19/03/2016**

Heure / Time: **13:57**

Nom / Name

Signature

Président du Collège / Chairman of the Panel:

Oronzo Di Bari (I) :

Membres du Collège / Members of the Panel:

Giovanni Valentino (I) :

Nicola Giorgione (I) :

NOTIFICATION AU CONCURRENT CONCERNÉ / NOTIFICATION TO THE RELEVANT ENTRANT

Je soussigné :
I undersigned: Nom personnel / personal name

Représentant du Concurrent : **CRG KEIJZER RACING**
Representing the Entrant: Nom du Concurrent / Entrant's name

Certifie avoir reçu notification du document N° **20** des Commissaires Sportifs de l'Épreuve.
Certify that I have been notified of document No. **20** *by the Stewards of the Meeting.*

Date : Heure / Time: Signature :

DOCUMENT N° 19

DÉCISION DES COMMISSAIRES SPORTIFS
STEWARDS' DECISION

PÉNALITÉ INFLIGÉE AU CONCURRENT (NOM) : **BIREL ART RACING**
PENALTY INFLICTED UPON THE ENTRANT (NAME):

NATIONALITÉ / NATIONALITY: **ITA**

N°: **216**
No.:

PILOTE : **LEGERET LUCAS**
DRIVER :

Concerne la partie de l'Épreuve : **OK - Qualifying Heat 2**
Concerns the part of the event:

ÉNONCÉ / STATEMENT:

10 sec time penalty in the concerned Heat

MOTIF / REASON:

The front fairing of kart 216 was not in the correct positions (according to technical drawing no. 2d) when the chequered flag was waved and the kart concerned crossed the finish line. The Stewards impose this penalty after receiving of the relevant report of Judge of Facts and in application of the art 29 specific prescription CIK-FIA .

Décision annoncée
Decision announced

Date / Date: **19/03/2016**

Heure / Time: **13:57**

Nom / Name

Signature

Président du Collège / Chairman of the Panel:

Oronzo Di Bari (I) :

Membres du Collège / Members of the Panel:

Giovanni Valentino (I) :

Nicola Giorgione (I) :

NOTIFICATION AU CONCURRENT CONCERNÉ / NOTIFICATION TO THE RELEVANT ENTRANT

Je soussigné :
I undersigned: Nom personnel / personal name

Représentant du Concurrent : **BIREL ART RACING**
Representing the Entrant: Nom du Concurrent / Entrant's name

Certifie avoir reçu notification du document N° **19** des Commissaires Sportifs de l'Épreuve.
Certify that I have been notified of document No. **19** *by the Stewards of the Meeting.*

Date : Heure / Time: Signature :



WSK SUPER MASTER

INT.CIRCUIT NAPOLI

19/20 MARCH 2016



OK

Qualifying Heat 2 (QH2)

Lap Chart

For information purposes. No official / regulatory value

	1	2	3	4	5	6	7	8	9	10	11	12	13	14	15	16	17	18	19	20	21	22	23	24	25	26	27
Grid	203	201	204	207	226	215	206	220	208	231	214	210	223	218	222	205	209	202	227	213	211	216	229	230	225	234	212
Start	203	201	204	207	215	220	226	231	206	208	210	214	218	205	223	222	202	213	209	227	216	211	229	230	234	212	225
Lap 1 Interval	203	204	201	207	231	215	206	226	208	214	220	210	222	205	223	213	227	218	216	209	211	202	229	212	234	225	230
		0.1	0.1	0.1	0.4	0.1	0.1	0.2	1.0	0.6	0.2	0.3	0.1	0.1	0.1	0.1	0.1	0.1	0.3	0.1	0.3	0.3	0.1	0.0	0.3	0.4	0.5
Lap 2	204	201	207	203	215	206	226	231	208	214	220	210	222	205	227	223	213	218	209	211	212	229	234	216	202	225	230
		0.1	0.5	0.2	0.1	0.2	0.2	0.2	0.0	0.4	0.7	0.7	0.3	0.2	0.1	0.2	0.0	0.2	0.1	0.2	0.3	0.5	0.1	0.2	0.7	0.8	0.0
Lap 3	201	207	204	203	215	206	226	208	214	231	220	210	222	205	227	213	218	223	209	212	211	229	216	234	202	225	230
		0.6	0.1	0.1	0.0	0.9	0.3	0.0	0.5	0.2	0.1	0.4	0.5	0.1	0.1	0.5	0.6	0.4	0.2	0.2	0.2	0.0	0.2	0.2	0.0	2.5	0.5
Lap 4	201	207	203	215	204	206	208	214	226	220	210	205	222	227	231	213	218	209	223	212	216	211	234	202	229	225	230
		0.5	0.1	0.2	0.4	0.9	0.0	0.6	0.2	1.2	0.2	0.1	0.0	0.3	0.3	0.0	0.0	0.4	0.3	0.2	0.6	0.2	0.4	0.5	3.5	0.5	0.8
Lap 5	201	207	203	215	204	208	214	206	226	220	205	210	222	218	209	231	223	213	234	216	211	227	202	229	212	225	230
		0.1	0.2	0.1	0.6	0.5	0.8	0.1	0.3	1.3	1.3	0.5	0.3	0.4	0.5	0.0	0.1	0.0	0.7	0.4	0.1	0.3	0.1	3.6	0.4	1.0	1.2
Lap 6	207	201	203	215	204	208	214	206	226	220	205	210	222	218	209	213	231	223	234	216	202	227	211	229	212	225	230
		0.1	0.1	0.2	0.7	0.1	1.1	0.5	0.3	1.5	1.1	0.4	0.3	0.5	0.3	1.4	0.2	0.0	0.2	0.1	0.3	0.4	0.1	3.7	0.8	2.0	1.6
Lap 7	207	203	215	201	208	204	214	206	226	220	205	210	222	218	209	213	231	223	234	216	202	227	211	229	212	225	230
		0.3	0.3	0.2	0.1	0.5	0.9	1.0	0.1	1.7	0.5	0.4	0.4	1.3	0.0	0.9	0.3	0.3	0.1	0.2	0.2	0.3	0.1	4.4	0.6	3.6	3.7
Lap 8	207	203	215	208	201	204	214	226	206	220	205	210	222	218	218	213	231	234	223	202	227	216	211	229	212	225	230
		0.3	0.2	0.1	0.6	0.3	0.7	1.4	0.3	1.7	0.0	0.2	0.6	1.8	0.1	0.3	0.6	0.6	0.4	0.3	0.4	0.5	0.3	3.8	0.8	4.3	3.8
Lap 9	207	203	215	208	201	204	214	226	206	205	210	222	220	209	218	213	231	234	202	223	227	216	211	229	212	225	230
		0.2	2.0	0.1	0.1	0.2	0.1	1.0	0.3	3.0	0.3	0.5	0.1	0.7	0.9	0.5	0.3	0.1	0.4	0.3	0.2	0.4	0.1	4.8	1.5	4.6	4.6



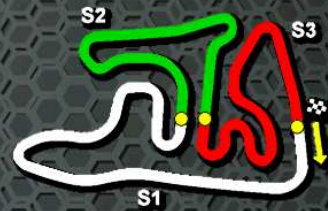
OK

Qualifying Heat 2 (QH2)

Lap Time Analysis

For information purposes. No official / regulatory value

Laps	Sector 1	Sector 2	Sector 3	Lap Time	Laps	Sector 1	Sector 2	Sector 3	Lap Time	Laps	Sector 1	Sector 2	Sector 3	Lap Time
No201 BASZ KAROL					No206 HILTBRAND PEDRO					No211 LAPPALAINEN KONSTA				
1	29.099	19.114	20.982	1:09.195	8	26.720	18.685	20.444	1:05.849	6	26.778	18.642	20.468	1:05.888
2	27.632	18.857	20.968	1:07.457	9	27.387	19.306	20.476	1:07.169	7	26.799	18.488	20.373	1:05.660
3	26.969	18.733	20.606	1:06.308	1	29.196	19.250	21.105	1:09.551	8	26.776	18.514	20.364	1:05.654
4	26.882	18.726	20.454	1:06.062	2	27.674	19.031	21.002	1:07.707	9	27.273	19.410	20.600	1:07.283
5	26.906	18.695	20.467	1:06.068	3	27.229	19.212	20.622	1:07.063	No212 GANGI JR ANTHONY				
6	26.724	18.719	20.702	1:06.145	4	27.044	18.857	20.528	1:06.429	1	30.895	19.899	21.716	1:12.510
7	27.090	18.708	20.775	1:06.573	5	27.222	18.768	20.703	1:06.693	2	27.951	18.893	20.705	1:07.549
8	27.106	18.675	20.352	1:06.133	6	26.904	18.721	20.469	1:06.094	3	27.121	18.907	21.709	1:07.737
9	26.868	19.013	21.148	1:07.029	7	26.987	18.738	20.516	1:06.241	4	27.825	18.852	20.474	1:07.151
No202 NOAH MILELL					No207 TIENE FELICE					No213 SMOLYAR ALEXANDER				
1	30.988	20.435	22.048	1:13.471	1	29.154	19.155	20.936	1:09.245	1	30.603	19.898	21.836	1:12.337
2	29.110	19.327	20.722	1:09.159	2	27.815	19.180	20.843	1:07.838	2	27.616	18.943	20.693	1:07.252
3	27.062	18.764	20.618	1:06.444	3	27.099	18.643	20.705	1:06.447	3	27.031	18.935	21.169	1:07.135
4	27.993	19.023	20.434	1:07.450	4	26.883	18.529	20.487	1:05.899	4	26.973	18.923	20.559	1:06.455
5	26.803	19.122	21.177	1:07.102	5	26.786	18.560	20.397	1:05.743	5	26.833	19.034	27.274	1:13.141
6	27.130	18.709	20.526	1:06.365	6	26.763	18.531	20.483	1:05.777	6	28.032	18.900	20.513	1:07.445
7	26.963	18.649	20.400	1:06.012	7	26.879	18.589	20.354	1:05.822	7	26.846	18.859	20.686	1:06.391
8	27.298	18.840	20.457	1:06.595	8	26.829	18.532	20.344	1:05.705	8	27.288	19.105	20.743	1:07.136
9	26.856	18.648	20.516	1:06.020	9	26.801	18.652	20.353	1:05.806	9	27.349	19.216	20.960	1:07.525
No203 NIELSEN NICKLAS					No208 JOYNER THOMAS					No214 TRAVISANUTTO LORENZO				
1	28.750	19.098	21.146	1:08.994	1	29.933	19.568	21.330	1:10.831	1	30.500	19.324	21.853	1:11.677
2	28.135	19.471	20.932	1:08.538	2	27.400	18.716	20.734	1:06.850	2	27.900	19.168	20.964	1:08.032
3	27.109	18.648	20.716	1:06.473	3	27.022	19.096	20.802	1:06.920	3	27.282	18.728	20.671	1:06.681
4	26.901	18.527	20.347	1:05.775	4	27.116	18.539	20.465	1:06.120	4	26.813	18.704	21.342	1:06.859
5	26.843	18.575	20.448	1:05.866	5	26.795	18.503	20.285	1:05.583	5	27.397	19.621	21.387	1:08.405
6	26.759	18.581	20.444	1:05.784	6	26.689	18.531	20.261	1:05.481	6	27.368	19.046	20.619	1:07.033
7	26.797	18.579	20.469	1:05.845	7	26.700	18.460	20.279	1:05.439	7	26.764	18.582	20.416	1:05.762
8	26.820	18.553	20.360	1:05.733	8	26.685	18.499	20.239	1:05.423	8	26.725	18.613	20.417	1:05.755
9	26.737	18.571	20.392	1:05.700	9	27.255	19.086	21.111	1:07.452	9	27.132	18.765	21.354	1:07.251
No204 NOVALAK CLEMENT					No209 TONTERI PAAVO					No215 VAN LEEUWEN MARTIJN				
1	28.944	18.963	21.090	1:08.997	1	30.864	19.758	21.825	1:12.447	1	29.413	19.170	21.129	1:09.712
2	27.590	18.966	20.890	1:07.446	2	28.092	18.806	20.749	1:07.647	2	27.553	19.106	20.972	1:07.631
3	27.429	18.821	21.078	1:07.328	3	27.342	18.812	21.432	1:07.586	3	27.114	18.681	20.618	1:06.413
4	27.415	18.704	20.539	1:06.658	4	26.863	18.541	20.606	1:06.010					
5	26.854	18.613	20.508	1:05.975	5	27.091	19.293	21.294	1:07.678					
6	26.788	18.662	20.400	1:05.850	6	26.951	18.517	20.331	1:05.799					
7	27.152	18.573	20.417	1:06.142	7	26.762	18.776	20.773	1:06.311					
8	26.806	18.644	20.403	1:05.853	8	26.861	18.675	20.671	1:06.207					
9	26.833	18.810	21.289	1:06.932	9	27.179	18.580	20.452	1:06.211					
No205 SIMMENAUER JEAN BAPTISTE					No210 JANKER HANNES									
1	30.217	19.498	22.177	1:11.892	1	30.283	19.639	22.093	1:12.015					
2	27.575	19.320	20.937	1:07.832	2	27.646	19.123	20.782	1:07.551					
3	27.090	18.765	20.623	1:06.478	3	27.064	18.724	20.519	1:06.307					
4	26.776	18.817	21.051	1:06.644	4	26.914	19.364	21.009	1:07.287					
5	27.093	18.920	21.120	1:07.133	5	27.109	18.956	21.758	1:07.823					
6	26.750	18.718	20.529	1:05.997										
7	26.754	18.569	20.377	1:05.700										



OK

Qualifying Heat 2 (QH2)

Lap Time Analysis

For information purposes. No official / regulatory value

Laps	Sector 1	Sector 2	Sector 3	Lap Time
4	27.115	18.505	20.356	1:05.976
5	26.832	18.510	20.422	1:05.764
6	26.758	18.609	20.444	1:05.811
7	26.905	18.691	20.391	1:05.987
8	26.795	18.529	20.305	1:05.629
9	27.269	19.154	21.016	1:07.439

No216 LEGERET LUCAS

1	30.841	19.754	21.528	1:12.123
2	29.415	19.155	20.720	1:09.290
3	27.276	18.816	20.723	1:06.815
4	27.427	18.674	20.493	1:06.594
5	26.838	18.641	22.285	1:07.764
6	27.156	18.713	20.690	1:06.559
7	27.090	18.659	20.389	1:06.138
8	27.659	19.185	21.032	1:07.876
9	26.853	18.612	20.636	1:06.101

No218 LOMBARDO DAVIDE

1	30.122	19.821	22.674	1:12.617
2	28.176	18.953	20.847	1:07.976
3	27.364	18.805	20.859	1:07.028
4	26.796	18.647	20.856	1:06.299
5	27.248	19.446	20.853	1:07.547
6	26.809	18.756	20.442	1:06.007
7	27.004	18.815	20.742	1:06.561
8	26.785	18.710	20.890	1:06.385
9	27.394	18.815	20.886	1:07.095

No220 LUNDGAARD CHRISTIAN

1	29.971	20.080	22.003	1:12.054
2	27.431	18.851	20.853	1:07.135
3	27.095	18.758	20.775	1:06.628
4	27.183	19.466	20.810	1:07.459
5	26.980	18.745	20.460	1:06.185
6	26.915	18.815	20.466	1:06.196
7	26.991	18.689	20.617	1:06.297
8	26.951	18.740	20.597	1:06.288
9	27.418	19.905	20.910	1:08.233

No222 MAESTRANZI MARCO

1	30.110	19.435	21.913	1:11.458
2	27.605	19.309	20.840	1:07.754
3	27.048	18.866	20.621	1:06.535
4	27.221	18.754	20.956	1:06.931
5	27.150	18.853	21.989	1:07.992
6	26.812	18.734	20.322	1:05.868
7	26.786	18.518	20.437	1:05.741
8	26.799	18.646	20.385	1:05.830
9	26.943	19.280	20.972	1:07.195

No223 VASILE DANIEL

1	30.451	19.309	22.077	1:11.837
---	---------------	---------------	---------------	-----------------

Laps	Sector 1	Sector 2	Sector 3	Lap Time
2	27.600	19.446	21.029	1:08.075
3	27.201	18.847	21.811	1:07.859
4	26.811	18.751	21.071	1:06.633
5	26.861	19.301	21.329	1:07.491
6	27.601	19.204	20.619	1:07.424
7	27.015	18.676	20.456	1:06.147
8	27.435	18.787	20.580	1:06.802
9	27.477	18.644	20.680	1:06.801

No225 WING HOONG CHIA

1	30.660	20.160	22.117	1:12.937
2	27.768	19.813	21.412	1:08.993
3	27.445	19.409	21.194	1:08.048
4	27.508	20.193	21.399	1:09.100
5	27.376	19.460	21.234	1:08.070
6	27.608	19.453	21.441	1:08.502
7	27.450	19.494	21.007	1:07.951
8	27.462	19.433	20.961	1:07.856
9	27.329	19.429	21.053	1:07.811

No226 SUN YUE YANG

1	29.655	19.319	20.980	1:09.954
2	27.542	19.237	20.866	1:07.645
3	27.197	19.213	20.757	1:07.167
4	27.765	18.870	20.488	1:07.123
5	26.810	18.753	20.509	1:06.072
6	26.803	18.784	20.450	1:06.037
7	26.858	18.765	20.445	1:06.068
8	26.882	18.657	20.431	1:05.970
9	26.815	18.611	20.492	1:05.918

No227 SARGEANT LOGAN

1	30.668	19.565	21.472	1:11.705
2	27.538	19.092	20.962	1:07.592
3	27.157	18.665	20.576	1:06.398
4	27.118	18.716	21.170	1:07.004
5	26.960	22.381	21.114	1:10.455
6	27.149	18.728	21.030	1:06.907
7	26.836	18.622	20.544	1:06.002
8	27.031	19.042	20.618	1:06.691
9	26.914	18.620	20.605	1:06.139

No229 COHEN IDO

1	30.962	19.766	22.122	1:12.850
2	27.985	19.035	20.856	1:07.876
3	27.179	18.943	20.754	1:06.876
4			20.800	1:11.695
5	27.170	19.103	20.859	1:07.132
6	27.199	19.113	20.745	1:07.057
7	27.058	18.896	20.710	1:06.664
8	27.258	18.945	20.674	1:06.877
9	27.084	19.065	20.739	1:06.888

Laps	Sector 1	Sector 2	Sector 3	Lap Time
No230 GAAL ALEXANDER				
1	30.896	21.382	21.773	1:14.051
2	28.021	19.340	21.193	1:08.554
3	27.858	19.261	21.383	1:08.502
4	27.611	19.847	22.016	1:09.474
5	28.158	19.077	21.210	1:08.445
6	27.418	19.211	22.203	1:08.832
7	29.392	19.195	21.478	1:10.065
8	27.579	19.298	21.097	1:07.974
9	27.745	19.573	21.308	1:08.626

No231 BALE THOMAS

1	28.925	19.228	21.089	1:09.242
2	27.993	19.342	21.172	1:08.507
3	27.581	19.272	20.924	1:07.777
4	27.001	19.899	21.885	1:08.785
5	26.858	19.078	22.303	1:08.239
6	27.484	19.260	20.754	1:07.498
7	26.836	18.672	20.394	1:05.902
8	26.917	18.684	20.443	1:06.044
9	26.876	18.634	21.384	1:06.894

No234 GHENO JACOPO

1	30.543	19.893	22.343	1:12.779
2	27.755	19.079	20.723	1:07.557
3	27.328	18.796	21.195	1:07.319
4	27.659	18.820	20.473	1:06.952
5	26.872	18.931	20.857	1:06.660
6	26.980	19.191	20.721	1:06.892
7	27.073	18.612	20.373	1:06.058
8	27.045	18.754	20.359	1:06.158
9	26.794	18.682	20.975	1:06.451



















OK

Qualifying Heat 2 (QH2)

Starting Grid

Document 9

Subject to scrutineering & sporting investigations

212	GANGI JR ANTHONY TONY KART / VORTEX / VEGA		14	234	GHECO JACOPO TONY KART / VORTEX / VEGA	
225	WING HOONG CHIA WRIGHT / TM / VEGA		13	230	GAAL ALEXANDER CRG / TM / VEGA	
229	COHEN IDO CRG / PARILLA / VEGA		12	216	LEGERET LUCAS BIREL ART / PARILLA / VEGA	
211	LAPPALAINEN KONSTA TONY KART / VORTEX / VEGA		11	213	SMOLYAR ALEXANDER TONY KART / VORTEX / VEGA	
227	SARGEANT LOGAN FA KART / VORTEX / VEGA		10	202	NOAH MILELL KOSMIC / VORTEX / VEGA	
209	TONTERI PAAVO CRG / PARILLA / VEGA		9	205	SIMMENAUER JEAN BAPTISTE TONY KART / VORTEX / VEGA	
222	MAESTRANZI MARCO EVOKART / PARILLA / VEGA		8	218	LOMBARDO DAVIDE EXPRIT / TM / VEGA	
223	VASILE DANIEL TONY KART / VORTEX / VEGA		7	210	JANKER HANNES CRG / PARILLA / VEGA	
214	TRAVISANUTTO LORENZO TONY KART / VORTEX / VEGA		6	231	BALE THOMAS EXPRIT / VORTEX / VEGA	
208	JOYNER THOMAS ZANARDI / PARILLA / VEGA		5	220	LUNDGAARD CHRISTIAN ENERGY / TM / VEGA	
206	HILTBRAND PEDRO CRG / PARILLA / VEGA		4	215	VAN LEEUWEN MARTIJN BIREL ART / PARILLA / VEGA	
226	SUN YUE YANG FA KART / VORTEX / VEGA		3	207	TIENE FELICE CRG / PARILLA / VEGA	
204	NOVALAK CLEMENT TONY KART / VORTEX / VEGA		2	201	BASZ KAROL KOSMIC / VORTEX / VEGA	
203	NIELSEN NICKLAS TONY KART / VORTEX / VEGA		1			

POLE POSITION





OK

Qualifying Heat 1 (QH1) Results

Document 8

Subject to scrutineering & sporting investigations

Rnk	No	Entrant	Nat	Driver	Nat	Equipment	Laps	Gap	Interv.	Best Lap	Points
1	▲2	203	ITA	TONY KART RACING TEAM	DNK	TONY KART / VORTEX / VEGA	9			1:05.417	0
2	▼1	201	ITA	KOSMIC RACING TEAM	POL	KOSMIC / VORTEX / VEGA	9	0.962	0.962	1:05.604	2
3	▼1	204	ITA	TONY KART RACING TEAM	GBR	TONY KART / VORTEX / VEGA	9	1.391	0.429	1:05.618	3
4	▲8	207	ITA	CRG S.P.A.	ITA	CRG / PARILLA / VEGA	9	1.650	0.259	1:05.335	4
5	▼1	226	GBR	RICKY FLYNN MOTORSPC	CHN	FA KART / VORTEX / VEGA	9	2.350	0.700	1:05.734	5
6	▲3	215	ITA	BIREL ART RACING	NLD	BIREL ART / PARILLA / VEGA	9	2.951	0.601	1:05.318	6
7	▼2	206	ITA	CRG S.P.A.	ESP	CRG / PARILLA / VEGA	9	3.372	0.421	1:05.463	7
8	▼1	220	ITA	ENERGY CORSE	DNK	ENERGY / TM / VEGA	9	6.040	2.668	1:06.011	8
9	▼3	208	ITA	CRG S.P.A.	GBR	ZANARDI / PARILLA / VEGA	9	6.620	0.580	1:05.325	9
10	▼2	231	GBR	FORZA RACING	GBR	EXPRIT / VORTEX / VEGA	9	7.022	0.402	1:05.816	10
11	▼1	214	GBR	WARD RACING	ITA	TONY KART / VORTEX / VEGA	9	7.178	0.156	1:05.675	11
12	▲2	210	ITA	CRG S.P.A.	DEU	CRG / PARILLA / VEGA	9	7.314	0.136	1:05.559	12
13	▼2	223	ROU	REAL RACING	ROU	TONY KART / VORTEX / VEGA	9	7.593	0.279	1:05.745	13
14	▲1	218	CHE	RB RACING	ITA	EXPRIT / TM / VEGA	9	8.161	0.568	1:05.652	14
15	▲4	222	ITA	EVOKART SRL	ITA	EVOKART / PARILLA / VEGA	9	8.391	0.230	1:05.474	15
16	▲2	205	ITA	TONY KART RACING TEAM	FIN	TONY KART / VORTEX / VEGA	9	10.972	2.581	1:05.652	16
17	=	209	ITA	CRG S.P.A.	FIN	CRG / PARILLA / VEGA	9	11.275	0.303	1:05.369	17
18	▲3	202	ITA	KOSMIC RACING TEAM	SWE	KOSMIC / VORTEX / VEGA	9	11.359	0.084	1:05.427	18
19	▲1	227	GBR	RICKY FLYNN MOTORSPC	USA	FA KART / VORTEX / VEGA	9	11.891	0.532	1:05.837	19
20	▼4	213	SWE	WARD RACING	RUS	TONY KART / VORTEX / VEGA	9	11.893	0.002	1:05.621	20
21	▲6	211	SWE	WARD RACING	FIN	TONY KART / VORTEX / VEGA	9	12.177	0.284	1:05.446	21
22	▼9	216	ITA	BIREL ART RACING	CHE	BIREL ART / PARILLA / VEGA	9	13.064	0.887	1:05.867	22
23	▲2	229	ITA	CRG S.P.A.	ISR	CRG / PARILLA / VEGA	9	13.841	0.777	1:06.195	23
24	▲2	230	NLD	CRG KEIJZER RACING	NLD	CRG / TM / VEGA	9	23.409	9.568	1:07.492	24
25	▼1	225	GBR	SWRD	MYS	WRIGHT / TM / VEGA	9	25.700	2.291	1:07.689	25
26	▼3	234	SWE	WARD RACING	ITA	TONY KART / VORTEX / VEGA	8	1 Lap	1 Lap	1:05.678	26
27	▼5	212	SWE	WARD RACING	USA	TONY KART / VORTEX / VEGA	6	3 Laps	2 Laps	1:05.759	27

Leaders : No201 BASZ KAROL (1-3) / No203 NIELSEN NICKLAS (4-9)

Best Lap : No215 VAN LEEUWEN MARTIJN 1:05.318 93,64 Kph

Previous Event Record : No201 BASZ KAROL 1:07.464 90,66 Kph

Start Time : 19/03 - 11:43:11

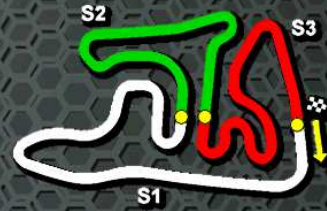
Weather : Sunny Air : 16°C Track : Dry



WSK SUPER MASTER

INT.CIRCUIT NAPOLI

19/20 MARCH 2016



OK

Qualifying Heat 1 (QH1)

Lap Chart

For information purposes. No official / regulatory value

	1	2	3	4	5	6	7	8	9	10	11	12	13	14	15	16	17	18	19	20	21	22	23	24	25	26	27
Grid	201	204	203	226	206	208	220	231	215	214	223	207	216	210	218	213	209	205	222	227	202	212	234	225	229	230	211
Start	201	204	226	203	208	206	231	220	215	214	207	210	223	216	213	218	205	209	222	227	212	202	225	234	229	230	211
Lap 1 Interval	201	204	203	226	231	220	215	214	207	210	206	223	216	218	213	208	212	222	205	227	209	202	234	229	211	225	230
		0.3	0.2	0.4	0.3	0.3	0.2	0.1	0.1	0.8	0.3	0.2	0.1	0.0	0.5	0.1	0.2	0.0	0.1	0.5	0.4	0.2	0.1	0.2	0.2	1.1	0.2
Lap 2	201	203	226	204	220	231	214	207	215	206	210	223	216	218	212	208	222	227	209	202	234	205	213	229	211	230	225
		0.2	0.6	0.0	0.6	0.1	0.0	0.4	0.2	0.2	0.4	0.2	0.0	0.3	0.3	0.8	0.2	0.3	0.3	0.2	0.1	0.1	0.4	0.2	0.1	2.2	0.5
Lap 3	201	203	204	226	220	231	207	206	215	214	210	223	216	218	212	208	222	227	209	202	234	205	213	229	211	230	225
		0.0	1.0	0.2	0.2	0.4	0.5	0.3	0.3	0.1	0.1	0.1	0.1	0.1	0.2	0.2	0.3	0.5	0.3	0.2	0.4	0.1	0.3	0.3	0.1	3.6	1.1
Lap 4	203	201	204	226	220	207	231	206	215	223	210	208	214	212	222	227	218	209	202	205	234	213	216	229	211	230	225
		0.2	0.7	0.2	0.5	0.4	0.3	0.0	0.6	0.7	0.5	0.2	0.2	0.2	0.4	0.5	0.0	0.2	0.1	0.1	0.5	0.1	0.0	0.0	0.1	4.6	2.0
Lap 5	203	201	204	226	207	220	206	231	215	223	208	210	214	212	222	218	227	205	209	202	213	234	216	211	229	230	225
		0.2	0.5	0.3	0.6	0.4	0.3	0.3	0.0	1.1	0.2	0.3	0.3	0.1	0.1	1.5	0.1	0.4	0.4	0.3	0.2	0.0	0.3	0.6	0.3	4.5	2.4
Lap 6	203	201	204	226	207	220	206	215	231	208	223	210	214	222	212	218	227	205	209	202	213	234	216	211	229	230	225
		0.5	0.2	0.5	0.1	1.0	0.0	0.4	0.3	0.7	0.2	0.2	0.4	0.4	0.4	0.9	0.4	0.1	0.1	0.3	0.4	0.1	0.5	0.1	1.1	5.8	2.7
Lap 7	203	201	204	207	226	206	215	220	231	223	208	210	214	222	218	227	205	209	202	213	211	216	234	229	230	225	
		0.7	0.3	0.3	0.4	1.3	0.1	0.5	0.4	0.3	0.4	0.1	0.2	0.0	1.6	1.4	0.0	0.2	0.5	0.0	0.3	0.1	0.2	1.1	6.9	2.9	
Lap 8	203	201	204	207	226	215	206	220	231	208	223	214	210	222	218	227	205	209	213	202	216	211	234	229	230	225	
		0.8	0.4	0.3	0.6	1.0	0.2	1.0	0.1	0.3	0.2	0.5	0.6	1.1	0.0	2.0	0.1	0.2	0.3	0.0	0.1	0.3	0.1	1.5	8.2	2.4	
Lap 9	203	201	204	207	226	215	206	220	208	231	214	210	223	218	222	205	209	202	227	213	211	216	229	230	225		
		0.9	0.4	0.2	0.7	0.6	0.4	2.6	0.5	0.4	0.1	0.1	0.2	0.5	0.2	2.5	0.3	0.0	0.5	0.0	0.2	0.8	0.7	9.5	2.2		



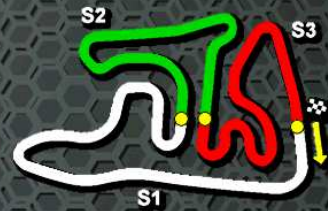
OK

Qualifying Heat 1 (QH1)

Lap Time Analysis

For information purposes. No official / regulatory value

Laps	Sector 1	Sector 2	Sector 3	Lap Time	Laps	Sector 1	Sector 2	Sector 3	Lap Time	Laps	Sector 1	Sector 2	Sector 3	Lap Time
No201 BASZ KAROL					No206 HILTBRAND PEDRO					No211 LAPPALAINEN KONSTA				
1	27.720	18.750	20.813	1:07.283	8	27.091	18.857	20.749	1:06.697	6	26.773	18.483	20.303	1:05.559
2	27.346	18.848	20.724	1:06.918	9	27.296	18.760	20.621	1:06.677	7	26.734	18.575	20.828	1:06.137
3	27.008	18.614	20.544	1:06.166	1	30.357	18.818	21.171	1:10.346	8	27.151	19.099	20.400	1:06.650
4	27.205	18.605	20.460	1:06.270	2	27.052	18.787	20.514	1:06.353	9	26.756	18.616	21.089	1:06.461
5	26.884	18.563	20.437	1:05.884	3	26.857	18.634	20.739	1:06.230	No212 GANGI JR ANTHONY				
6	26.907	18.660	20.361	1:05.928	4	26.824	18.506	20.393	1:05.723	1	29.997	19.682	21.057	1:10.736
7	26.782	18.511	20.346	1:05.639	5	26.800	18.651	20.410	1:05.861	2	27.583	18.815	21.073	1:07.471
8	26.734	18.517	20.353	1:05.604	6	26.738	18.530	20.415	1:05.683	3	27.034	18.718	20.483	1:06.235
9	26.757	18.589	20.414	1:05.760	7	27.187	18.680	20.267	1:06.134	4	27.053	18.710	20.709	1:06.472
No202 NOAH MILELL					8	26.991	18.460	20.278	1:05.729	5	27.860	19.199	20.507	1:07.566
1	30.107	19.792	21.357	1:11.256	9	26.697	18.485	20.281	1:05.463	6	26.601	18.508	20.337	1:05.446
2	27.141	18.712	21.150	1:07.003	No207 TIENE FELICE					7	26.638	18.706	20.677	1:06.021
3	26.830	18.612	20.449	1:05.891	1	29.112	19.016	20.636	1:08.764	8	26.725	18.664	21.313	1:06.702
4	26.773	18.821	21.194	1:06.788	2	27.247	18.636	21.106	1:06.989	9	26.814	19.413	20.443	1:06.670
5	27.377	19.208	20.817	1:07.402	3	26.863	19.106	20.495	1:06.464	No213 SMOLYAR ALEXANDER				
6	26.709	18.474	20.244	1:05.427	4	26.677	18.464	20.483	1:05.624	1	29.746	18.911	21.343	1:10.000
7	26.754	18.896	21.297	1:06.947	5	26.620	18.485	20.377	1:05.482	2	27.159	18.737	20.567	1:06.463
8	26.687	18.577	21.264	1:06.528	6	26.642	18.415	20.278	1:05.335	3	26.838	18.569	20.664	1:06.071
9	26.907	18.921	20.575	1:06.403	7	26.671	18.447	20.357	1:05.475	4	27.182	19.210	20.762	1:07.154
No203 NIELSEN NICKLAS					8	26.693	18.525	20.351	1:05.569	5	26.726	18.585	20.448	1:05.759
1	28.123	18.778	20.742	1:07.643	9	26.694	18.515	20.492	1:05.701	6	27.320	18.741	20.385	1:06.446
2	27.222	18.718	20.669	1:06.609	No208 JOYNER THOMAS					No214 TRAVISANUTTO LORENZO				
3	26.923	18.583	20.492	1:05.998	1	31.229	19.098	21.241	1:11.568	1	29.061	18.984	20.714	1:08.759
4	26.881	18.573	20.452	1:05.906	2	27.661	18.932	20.924	1:07.517	2	27.063	18.644	20.995	1:06.702
5	26.903	18.556	20.457	1:05.916	3	26.722	18.381	20.368	1:05.471	3	27.176	19.375	21.195	1:07.746
6	26.774	18.524	20.321	1:05.619	4	27.095	18.770	20.593	1:06.458	4	26.887	18.665	21.189	1:06.741
7	26.708	18.484	20.294	1:05.486	5	26.698	18.399	20.350	1:05.447	5	27.010	19.109	20.658	1:06.777
8	26.647	18.468	20.302	1:05.417	6	26.633	18.410	20.357	1:05.400	6	26.733	18.525	20.363	1:05.621
9	26.743	18.575	20.375	1:05.693	7	26.546	18.489	21.395	1:06.430	7	26.592	18.812	21.209	1:06.613
No204 NOVALAK CLEMENT					8	26.589	18.353	20.383	1:05.325	8	26.832	18.590	20.968	1:06.390
1	28.054	18.748	20.747	1:07.549	9	27.107	19.322	20.829	1:07.258	9	27.067	19.455	20.485	1:07.007
2	27.610	19.226	20.777	1:07.613	No209 TONTERI PAAVO					No215 VAN LEEUWEN MARTIJN				
3	26.974	18.743	20.574	1:06.291	1	30.779	19.646	21.244	1:11.669	1	29.015	18.923	20.730	1:08.668
4	26.881	18.554	20.421	1:05.856	2	27.155	18.650	21.187	1:06.992	2	27.460	18.606	21.501	1:07.567
5	26.804	18.511	20.373	1:05.688	3	26.874	18.657	20.300	1:05.831	3	26.899	18.882	21.086	1:06.867
6	26.730	18.496	20.438	1:05.664	4	26.753	19.038	21.156	1:06.947	4	27.140	18.585	20.285	1:06.010
7	26.766	18.531	20.480	1:05.777	5	27.287	19.313	20.634	1:07.234	5	26.667	18.484	20.448	1:05.599
8	26.690	18.545	20.383	1:05.618	6	26.654	18.406	20.309	1:05.369	6	26.893	18.587	20.270	1:05.750
9	26.721	18.526	20.541	1:05.788	7	26.957	18.964	20.802	1:06.723					
No205 SIMMENAUER JEAN BAPTISTE					8	26.997	18.788	20.901	1:06.686					
1	30.509	19.465	20.866	1:10.840	9	27.133	18.979	20.634	1:06.746					
2	27.500	18.807	22.173	1:08.480	No210 JANKER HANNES									
3	26.959	18.730	20.471	1:06.160	1	29.151	19.139	21.058	1:09.348					
4	26.717	18.555	21.053	1:06.325	2	27.226	19.151	20.808	1:07.185					
5	27.170	18.913	20.453	1:06.536	3	26.821	18.661	20.980	1:06.462					
6	26.644	18.489	20.519	1:05.652	4	27.095	18.553	21.375	1:07.023					
7	26.993	18.997	20.651	1:06.641	5	26.808	18.562	20.652	1:06.022					



OK

Qualifying Heat 1 (QH1)

Lap Time Analysis

For information purposes. No official / regulatory value

Laps	Sector 1	Sector 2	Sector 3	Lap Time	Laps	Sector 1	Sector 2	Sector 3	Lap Time	Laps	Sector 1	Sector 2	Sector 3	Lap Time
7	26.862	18.669	20.241	1:05.772	5	26.866	18.577	20.548	1:05.991	3	27.542	19.130	20.902	1:07.574
8	26.726	18.422	20.201	1:05.349	6	26.771	18.508	20.652	1:05.931	4	27.504	19.114	20.901	1:07.519
9	26.574	18.455	20.289	1:05.318	7	26.679	18.655	20.411	1:05.745	5	27.395	19.352	21.040	1:07.787
No216 LEGERET LUCAS					8	26.695	18.510	20.801	1:06.006	6	27.519	19.101	20.966	1:07.586
1	29.202	19.042	21.660	1:09.904	9	27.228	19.202	21.554	1:07.984	7	27.395	19.161	20.936	1:07.492
2	27.502	18.687	20.562	1:06.751	No225 WING HOONG CHIA					8	27.520	19.324	21.357	1:08.201
3	27.124	18.636	20.633	1:06.393	1	30.015	20.503	22.240	1:12.758	9	27.634	19.159	21.101	1:07.894
4	27.771	19.915	22.167	1:09.853	2	28.371	19.405	21.416	1:09.192	No231 BALE THOMAS				
5	27.449	18.826	20.898	1:07.173	3	27.620	19.407	21.120	1:08.147	1	28.671	18.864	20.698	1:08.233
6	26.868	18.632	20.367	1:05.867	4	27.550	19.529	21.346	1:08.425	2	27.072	18.922	21.431	1:07.425
7	27.028	18.668	20.695	1:06.391	5	27.482	19.648	21.044	1:08.174	3	27.144	18.678	20.593	1:06.415
8	26.877	18.582	20.710	1:06.169	6	27.315	19.466	21.062	1:07.843	4	26.736	18.636	21.148	1:06.520
9	26.903	20.051	20.956	1:07.910	7	27.351	19.404	20.952	1:07.707	5	26.731	18.967	20.523	1:06.221
No218 LOMBARDO DAVIDE					8	27.246	19.311	21.132	1:07.689	6	26.860	18.940	20.434	1:06.234
1	29.894	19.032	20.907	1:09.833	9	27.347	19.309	21.124	1:07.780	7	26.664	19.028	20.646	1:06.338
2	27.701	18.796	20.565	1:07.062	No226 SUN YUE YANG					8	26.697	18.623	20.496	1:05.816
3	26.891	18.655	20.635	1:06.181	1	28.492	18.807	20.827	1:08.126	9	27.579	19.327	21.064	1:07.970
4	27.296	20.039	21.081	1:08.416	2	27.051	18.980	20.841	1:06.872	No234 GHENO JACOPO				
5	27.187	18.748	20.481	1:06.416	3	26.852	19.013	20.702	1:06.567	1	30.144	19.794	21.109	1:11.047
6	26.653	18.657	20.403	1:05.713	4	26.849	18.620	20.456	1:05.925	2	27.225	18.795	21.014	1:07.034
7	26.593	18.610	20.449	1:05.652	5	26.770	18.553	20.471	1:05.794	3	26.872	18.832	20.489	1:06.193
8	26.592	18.731	20.639	1:05.962	6	26.821	18.628	20.341	1:05.790	4	27.403	18.725	20.870	1:06.998
9	26.925	18.719	20.472	1:06.116	7	26.654	18.523	20.947	1:06.124	5	26.867	19.562	20.591	1:07.020
No220 LUNDGAARD CHRISTIAN					8	26.680	18.665	20.418	1:05.763	6	26.831	18.531	20.316	1:05.678
1	28.891	18.918	20.675	1:08.484	9	26.721	18.647	20.366	1:05.734	7	26.711	18.777	21.727	1:07.215
2	27.124	18.787	20.952	1:06.863	No227 SARGEANT LOGAN					8	26.861	18.577	20.989	1:06.427
3	26.946	18.718	20.522	1:06.186	1	30.395	19.621	20.944	1:10.960					
4	26.866	18.770	20.542	1:06.178	2	27.223	18.723	21.103	1:07.049					
5	26.746	18.891	20.658	1:06.295	3	26.904	18.548	20.385	1:05.837					
6	26.811	18.710	20.490	1:06.011	4	26.720	19.125	21.197	1:07.042					
7	27.416	18.927	20.457	1:06.800	5	27.338	18.768	20.547	1:06.653					
8	26.825	18.777	20.549	1:06.151	6	26.740	18.722	20.476	1:05.938					
9	27.436	19.166	20.501	1:07.103	7	27.110	18.877	20.679	1:06.666					
No222 MAESTRANZI MARCO					8	27.075	18.867	20.664	1:06.606					
1	30.118	19.322	20.925	1:10.365	9	27.234	18.784	21.761	1:07.779					
2	27.529	18.824	21.067	1:07.420	No229 COHEN IDO									
3	26.766	18.455	20.377	1:05.598	1	30.100	19.809	21.173	1:11.082					
4	27.031	19.241	20.795	1:07.067	2	27.639	18.878	21.094	1:07.611					
5	26.629	18.492	20.353	1:05.474	3	27.012	18.735	20.448	1:06.195					
6	26.890	18.531	20.364	1:05.785	4	26.986	18.749	20.761	1:06.496					
7	26.730	18.509	20.275	1:05.514	5	28.001	19.295	20.738	1:08.034					
8	26.882	19.663	20.958	1:07.503	6	27.017	18.678	20.613	1:06.308					
9	27.393	18.575	20.444	1:06.412	7	26.944	18.799	20.648	1:06.391					
No223 VASILE DANIEL					8	27.231	18.901	20.717	1:06.849					
1	29.964	18.896	21.065	1:09.925	9	27.072	18.987	20.565	1:06.624					
2	27.098	18.757	20.962	1:06.817	No230 GAAL ALEXANDER									
3	27.006	18.605	20.747	1:06.358	1	30.239	20.240	22.185	1:12.664					
4	27.126	18.607	20.615	1:06.348	2	27.838	19.405	21.161	1:08.404					





OK

Qualifying Heat 1 (QH1)

Starting Grid

Document 6

Subject to scrutineering & sporting investigations

211	LAPPALAINEN KONSTA TONY KART / VORTEX / VEGA		14	230	GAAL ALEXANDER CRG / TM / VEGA	
229	COHEN IDO CRG / PARILLA / VEGA		13	225	WING HOONG CHIA WRIGHT / TM / VEGA	
234	GHENO JACOPO TONY KART / VORTEX / VEGA		12	212	GANGI JR ANTHONY TONY KART / VORTEX / VEGA	
202	NOAH MILELL KOSMIC / VORTEX / VEGA		11	227	SARGEANT LOGAN FA KART / VORTEX / VEGA	
222	MAESTRANZI MARCO EVOKART / PARILLA / VEGA		10	205	SIMMENAUER JEAN BAPTISTE TONY KART / VORTEX / VEGA	
209	TONTERI PAAVO CRG / PARILLA / VEGA		9	213	SMOLYAR ALEXANDER TONY KART / VORTEX / VEGA	
218	LOMBARDO DAVIDE EXPRIT / TM / VEGA		8	210	JANKER HANNES CRG / PARILLA / VEGA	
216	LEGERET LUCAS BIREL ART / PARILLA / VEGA		7	207	TIENE FELICE CRG / PARILLA / VEGA	
223	VASILE DANIEL TONY KART / VORTEX / VEGA		6	214	TRAVISANUTTO LORENZO TONY KART / VORTEX / VEGA	
215	VAN LEEUWEN MARTIJN BIREL ART / PARILLA / VEGA		5	231	BALE THOMAS EXPRIT / VORTEX / VEGA	
220	LUNDGAARD CHRISTIAN ENERGY / TM / VEGA		4	208	JOYNER THOMAS ZANARDI / PARILLA / VEGA	
206	HILTBRAND PEDRO CRG / PARILLA / VEGA		3	226	SUN YUE YANG FA KART / VORTEX / VEGA	
203	NIELSEN NICKLAS TONY KART / VORTEX / VEGA		2	204	NOVALAK CLEMENT TONY KART / VORTEX / VEGA	
201	BASZ KAROL KOSMIC / VORTEX / VEGA		1			

POLE POSITION



OK

Qualifying Practice Results

Document 5

Subject to scrutineering & sporting investigations

Rnk	No	Entrant	Nat	Driver	Nat	Equipment	QP1	Time	Gap	Laps
1	201	KOSMIC RACING TEAM	ITA	BASZ KAROL	POL	KOSMIC / VORTEX / VEGA	1:07.464	1:07.464		8
2	204	TONY KART RACING TEAM	ITA	NOVALAK CLEMENT	GBR	TONY KART / VORTEX / VEGA	1:07.506	1:07.506	0.042	9
3	203	TONY KART RACING TEAM	ITA	NIELSEN NICKLAS	DNK	TONY KART / VORTEX / VEGA	1:07.767	1:07.767	0.303	9
4	226	RICKY FLYNN MOTORSPORT	GBR	SUN YUE YANG	CHN	FA KART / VORTEX / VEGA	1:07.806	1:07.806	0.342	8
5	206	CRG S.P.A.	ITA	HILTBRAND PEDRO	ESP	CRG / PARILLA / VEGA	1:07.853	1:07.853	0.389	7
6	208	CRG S.P.A.	ITA	JOYNER THOMAS	GBR	ZANARDI / PARILLA / VEGA	1:07.949	1:07.949	0.485	8
7	220	ENERGY CORSE	ITA	LUNDGAARD CHRISTIAN	DNK	ENERGY / TM / VEGA	1:07.964	1:07.964	0.500	8
8	231	FORZA RACING	GBR	BALE THOMAS	GBR	EXPRIT / VORTEX / VEGA	1:07.967	1:07.967	0.503	9
9	215	BIREL ART RACING	ITA	VAN LEEUWEN MARTIJN	NLD	BIREL ART / PARILLA / VEGA	1:08.156	1:08.156	0.692	6
10	214	WARD RACING	SWE	TRAVISANUTTO LORENZO	ITA	TONY KART / VORTEX / VEGA	1:08.204	1:08.204	0.740	6
11	223	REAL RACING	ROU	VASILE DANIEL	ROU	TONY KART / VORTEX / VEGA	1:08.248	1:08.248	0.784	7
12	207	CRG S.P.A.	ITA	TIENE FELICE	ITA	CRG / PARILLA / VEGA	1:08.288	1:08.288	0.824	7
13	216	BIREL ART RACING	ITA	LEGERET LUCAS	CHE	BIREL ART / PARILLA / VEGA	1:08.322	1:08.322	0.858	9
14	210	CRG S.P.A.	ITA	JANKER HANNES	DEU	CRG / PARILLA / VEGA	1:08.327	1:08.327	0.863	7
15	218	RB RACING	CHE	LOMBARDO DAVIDE	ITA	EXPRIT / TM / VEGA	1:08.422	1:08.422	0.958	7
16	213	WARD RACING	SWE	SMOLYAR ALEXANDER	RUS	TONY KART / VORTEX / VEGA	1:08.527	1:08.527	1.063	7
17	209	CRG S.P.A.	ITA	TONTERI PAAVO	FIN	CRG / PARILLA / VEGA	1:08.531	1:08.531	1.067	7
18	205	TONY KART RACING TEAM	ITA	SIMMENAUER JEAN BAPTISTE	ITA	TONY KART / VORTEX / VEGA	1:08.564	1:08.564	1.100	6
19	222	EVOKART SRL	ITA	MAESTRANZI MARCO	ITA	EVOKART / PARILLA / VEGA	1:08.689	1:08.689	1.225	7
20	227	RICKY FLYNN MOTORSPORT	GBR	SARGEANT LOGAN	USA	FA KART / VORTEX / VEGA	1:08.987	1:08.987	1.523	6
21	202	KOSMIC RACING TEAM	ITA	NOAH MILELL	SWE	KOSMIC / VORTEX / VEGA	1:09.267	1:09.267	1.803	6
22	212	WARD RACING	SWE	GANGI JR ANTHONY	USA	TONY KART / VORTEX / VEGA	1:09.657	1:09.657	2.193	7
23	234	WARD RACING	SWE	GHEO JACOPO	ITA	TONY KART / VORTEX / VEGA	1:10.572	1:10.572	3.108	7
24	225	SWRD	GBR	WING HOONG CHIA	MYS	WRIGHT / TM / VEGA	1:10.583	1:10.583	3.119	7
25	229	CRG S.P.A.	ITA	COHEN IDO	ISR	CRG / PARILLA / VEGA	1:11.102	1:11.102	3.638	7
26	230	CRG KEIJZER RACING	NLD	GAAL ALEXANDER	NLD	CRG / TM / VEGA	1:13.849	1:13.849	6.385	4
27	211	WARD RACING	SWE	LAPPALAINEN KONSTA	FIN	TONY KART / VORTEX / VEGA	1:19.306	1:19.306	11.842	2

Gap Between Series : 100.00%

OK

Qualifying Practice 1 (QP1) Results

Document 4

Subject to scrutineering & sporting investigations

Rnk	No	Entrant	Nat	Driver	Nat	Equipment	Sector 1	Sector 2	Sector 3	Time	Gap	Laps
1	201	KOSMIC RACING TEAM	ITA	BASZ KAROL	POL	KOSMIC / VORTEX / VEGA	27.037	19.003	21.424	1:07.464		8
2	204	TONY KART RACING TEAM	ITA	NOVALAK CLEMENT	GBR	TONY KART / VORTEX / VEGA	27.030	18.874	21.602	1:07.506	0.042	9
3	203	TONY KART RACING TEAM	ITA	NIELSEN NICKLAS	DNK	TONY KART / VORTEX / VEGA	26.977	18.970	21.820	1:07.767	0.303	9
4	226	RICKY FLYNN MOTORSPORT	GBR	SUN YUE YANG	CHN	FA KART / VORTEX / VEGA	27.141	19.250	21.415	1:07.806	0.342	8
5	206	CRG S.P.A.	ITA	HILTBRAND PEDRO	ESP	CRG / PARILLA / VEGA	27.055	19.103	21.695	1:07.853	0.389	7
6	208	CRG S.P.A.	ITA	JOYNER THOMAS	GBR	ZANARDI / PARILLA / VEGA	27.150	19.291	21.508	1:07.949	0.485	8
7	220	ENERGY CORSE	ITA	LUNDBAARD CHRISTIAN	DNK	ENERGY / TM / VEGA	27.045	19.177	21.742	1:07.964	0.500	8
8	231	FORZA RACING	GBR	BALE THOMAS	GBR	EXPRIT / VORTEX / VEGA	27.160	19.040	21.767	1:07.967	0.503	9
9	215	BIREL ART RACING	ITA	VAN LEEUWEN MARTIN	NLD	BIREL ART / PARILLA / VEGA	27.275	19.083	21.798	1:08.156	0.692	6
10	214	WARD RACING	SWE	TRAVISANUTTO LORENZO	ITA	TONY KART / VORTEX / VEGA	27.186	19.028	21.990	1:08.204	0.740	6
11	223	REAL RACING	ROU	VASILE DANIEL	ROU	TONY KART / VORTEX / VEGA	27.305	19.141	21.802	1:08.248	0.784	7
12	207	CRG S.P.A.	ITA	TIENE FELICE	ITA	CRG / PARILLA / VEGA	27.142	19.486	21.660	1:08.288	0.824	7
13	216	BIREL ART RACING	ITA	LEGERET LUCAS	CHE	BIREL ART / PARILLA / VEGA	27.317	19.282	21.723	1:08.322	0.858	9
14	210	CRG S.P.A.	ITA	JANKER HANNES	DEU	CRG / PARILLA / VEGA	27.037	19.743	21.547	1:08.327	0.863	7
15	218	RB RACING	CHE	LOMBARDO DAVIDE	ITA	EXPRIT / TM / VEGA	27.675	19.093	21.654	1:08.422	0.958	7
16	213	WARD RACING	SWE	SMOLYAR ALEXANDER	RUS	TONY KART / VORTEX / VEGA	27.288	19.633	21.606	1:08.527	1.063	7
17	209	CRG S.P.A.	ITA	TONTERI PAAVO	FIN	CRG / PARILLA / VEGA	27.200	19.806	21.525	1:08.531	1.067	7
18	205	TONY KART RACING TEAM	ITA	SIMMENAUER JEAN BAPTISTE	FRA	TONY KART / VORTEX / VEGA	27.393	19.328	21.843	1:08.564	1.100	6
19	222	EVOKART SRL	ITA	MAESTRANZI MARCO	ITA	EVOKART / PARILLA / VEGA	27.235	19.608	21.846	1:08.689	1.225	7
20	227	RICKY FLYNN MOTORSPORT	GBR	SARGEANT LOGAN	USA	FA KART / VORTEX / VEGA	27.583	19.387	22.017	1:08.987	1.523	6
21	202	KOSMIC RACING TEAM	ITA	NOAH MILELL	SWE	KOSMIC / VORTEX / VEGA	27.274	20.058	21.935	1:09.267	1.803	6
22	212	WARD RACING	SWE	GANGI JR ANTHONY	USA	TONY KART / VORTEX / VEGA	27.620	19.955	22.082	1:09.657	2.193	7
23	234	WARD RACING	SWE	GHEO JACOPO	ITA	TONY KART / VORTEX / VEGA	27.435	20.753	22.384	1:10.572	3.108	7
24	225	SWRD	GBR	WING HOONG CHIA	MYS	WRIGHT / TM / VEGA	28.192	19.896	22.495	1:10.583	3.119	7
25	229	CRG S.P.A.	ITA	COHEN IDO	ISR	CRG / PARILLA / VEGA	28.232	20.178	22.692	1:11.102	3.638	7
26	230	CRG KEIJZER RACING	NLD	GAAL ALEXANDER	NLD	CRG / TM / VEGA	29.621	20.565	23.663	1:13.849	6.385	4
27	211	WARD RACING	SWE	LAPPALAINEN KONSTANTIN	FIN	TONY KART / VORTEX / VEGA	35.057	20.433	23.816	1:19.306	11.842	2

Start Time : 18/03 - 15:26:59

Best Lap : No201 BASZ KAROL

1:07.464 90,66 Kph

Weather : Cloudy Air : 12°C Track : Dry



OK

Qualifying Practice 1 (QP1)

Best Sectors Analysis

For information purposes. No official / regulatory value

S1			S2			S3			Ideal Lap Times						
Rnk	No	Time	Rnk	No	Time	Rnk	No	Time	Rnk	No	Driver	Nat	Ideal Lap	Best Lap	Diff.
1	201	26.965	1	204	18.874	1	226	21.415	1	201	BASZ KAROL	POL	1:07.392	1:07.464	0.072
2	203	26.977	2	203	18.970	2	201	21.424	2	204	NOVALAK CLEMENT	GBR	1:07.506	1:07.506	
3	204	27.030	3	201	19.003	3	208	21.508	3	203	NIELSEN NICKLAS	DNK	1:07.719	1:07.767	0.048
4	210	27.037	4	214	19.028	4	209	21.525	4	206	HILTBRAND PEDRO	ESP	1:07.787	1:07.853	0.066
5	220	27.045	5	231	19.040	5	210	21.547	5	226	SUN YUE YANG	CHN	1:07.806	1:07.806	
6	206	27.055	6	215	19.083	6	204	21.602	6	208	JOYNER THOMAS	GBR	1:07.809	1:07.949	0.140
7	226	27.141	7	218	19.093	7	227	21.605	7	231	BALE THOMAS	GBR	1:07.958	1:07.967	0.009
8	207	27.142	8	206	19.103	8	213	21.606	8	220	LUNDGAARD CHRISTIAN	DNK	1:07.964	1:07.964	
9	208	27.150	9	216	19.115	9	206	21.629	9	216	LEGERET LUCAS	CHE	1:08.010	1:08.322	0.312
10	231	27.151	10	223	19.141	10	218	21.654	10	214	TRAVISANUTTO LORENZO	ITA	1:08.152	1:08.204	0.052
11	213	27.153	11	208	19.151	11	207	21.660	11	215	VAN LEEUWEN MARTIJN	NLD	1:08.156	1:08.156	
12	216	27.172	12	205	19.157	12	216	21.723	12	227	SARGEANT LOGAN	USA	1:08.176	1:08.987	0.811
13	214	27.186	13	220	19.177	13	220	21.742	13	210	JANKER HANNES	DEU	1:08.207	1:08.327	0.120
14	209	27.200	14	226	19.250	14	231	21.767	14	223	VASILE DANIEL	ROU	1:08.248	1:08.248	
15	222	27.235	15	227	19.333	15	203	21.772	15	207	TIENE FELICE	ITA	1:08.288	1:08.288	
16	227	27.238	16	207	19.486	16	215	21.798	16	205	SIMMENAUER JEAN BAPTISTE	FRA	1:08.371	1:08.564	0.193
17	202	27.274	17	222	19.608	17	223	21.802	17	213	SMOLYAR ALEXANDER	RUS	1:08.392	1:08.527	0.135
18	215	27.275	18	210	19.623	18	205	21.843	18	218	LOMBARDO DAVIDE	ITA	1:08.422	1:08.422	
19	223	27.305	19	213	19.633	19	222	21.846	19	209	TONTERI PAAVO	FIN	1:08.531	1:08.531	
20	212	27.327	20	209	19.806	20	212	21.916	20	222	MAESTRANZI MARCO	ITA	1:08.689	1:08.689	
21	205	27.371	21	212	19.840	21	202	21.935	21	212	GANGI JR ANTHONY	USA	1:09.083	1:09.657	0.574
22	234	27.435	22	225	19.896	22	214	21.938	22	202	NOAH MILELL	SWE	1:09.267	1:09.267	
23	218	27.675	23	202	20.058	23	234	22.297	23	234	GHEO JACOPO	ITA	1:10.460	1:10.572	0.112
24	229	27.691	24	229	20.169	24	225	22.495	24	225	WING HOONG CHIA	MYS	1:10.543	1:10.583	0.040
25	225	28.152	25	211	20.433	25	229	22.692	25	229	COHEN IDO	ISR	1:10.552	1:11.102	0.550
26	230	29.069	26	230	20.565	26	230	23.663	26	230	GAAL ALEXANDER	NLD	1:13.297	1:13.849	0.552
27	211	35.057	27	234	20.728	27	211	23.816	27	211	LAPPALAINEN KONSTA	FIN	1:19.306	1:19.306	



OK

Qualifying Practice 1 (QP1)

Lap Time Analysis

For information purposes. No official / regulatory value

Laps	Sector 1	Sector 2	Sector 3	Lap Time	Laps	Sector 1	Sector 2	Sector 3	Lap Time	Laps	Sector 1	Sector 2	Sector 3	Lap Time
No201 BASZ KAROL					No207 TIENE FELICE					No213 SMOLYAR ALEXANDER				
1	29.355	20.243	23.321	1:12.919	5	27.393	19.369	21.784	1:08.546	1	29.326	20.476	23.538	1:13.340
2	33.902	20.111	22.553	1:16.566	6	27.160	19.158	21.629	1:07.947	2	28.544	24.837	23.455	1:16.836
3	27.926	19.707	22.425	1:10.058	7	27.055	19.103	21.695	1:07.853	3	27.936	20.200	22.504	1:10.640
4	27.580	19.298	21.912	1:08.790	1	30.345	21.751	23.882	1:15.978	4	27.557	20.006	22.261	1:09.824
5	27.405	19.209	21.794	1:08.408	2	28.592	20.800	22.976	1:12.368	5	27.324	19.930	21.779	1:09.033
6	27.152	19.051	21.570	1:07.773	3	27.862	19.753	22.047	1:09.662	6	27.153	19.664	21.762	1:08.579
7	27.037	19.003	21.424	1:07.464	4	27.464	20.823	22.865	1:11.152	7	27.288	19.633	21.606	1:08.527
8	26.965	19.008	21.537	1:07.510	5	27.504	25.100	23.034	1:15.638	No214 TRAVISANUTTO LORENZO				
No202 NOAH MILELL					6	27.257	19.538	24.405	1:11.200	1	30.144	20.863	27.830	1:18.837
1	30.484	21.574	24.018	1:16.076	7	27.142	19.486	21.660	1:08.288	2	29.632	22.002	23.644	1:15.278
2	29.093	20.835	23.374	1:13.302	No208 JOYNER THOMAS					3	28.009	20.234	22.807	1:11.050
3	28.358	20.703	23.337	1:12.398	1	29.984	21.049	23.341	1:14.374	4	27.569	19.240	22.044	1:08.853
4	27.667	20.548	22.204	1:10.419	2	28.353	21.264	22.685	1:12.302	5	27.521	19.131	21.938	1:08.590
5	27.274	20.058	21.935	1:09.267	3	28.004	20.319	22.416	1:10.739	6	27.186	19.028	21.990	1:08.204
6	27.742	20.312	22.742	1:10.796	4	27.618	20.059	22.084	1:09.761	No215 VAN LEEUWEN MARTIJN				
No203 NIELSEN NICKLAS					5	27.481	19.721	22.216	1:09.418	1	29.866	20.637	23.140	1:13.643
1	37.506	22.506	25.064	1:25.076	6	27.420	19.466	21.693	1:08.579	2	28.373	19.838	23.224	1:11.435
2	29.723	21.067	23.152	1:13.942	7	27.241	19.151	21.710	1:08.102	3	27.652	20.116	22.494	1:10.262
3	28.499	21.853	22.858	1:13.210	8	27.150	19.291	21.508	1:07.949	4	27.295	19.549	22.293	1:09.137
4	28.017	20.509	23.955	1:12.481	No209 TONTERI PAAVO					5	27.313	19.215	21.901	1:08.429
5	27.653	19.773	22.189	1:09.615	1	30.359	22.472	25.003	1:17.834	6	27.275	19.083	21.798	1:08.156
6	27.691	19.927	25.712	1:13.330	2	29.809	21.824	23.687	1:15.320	No216 LEGERET LUCAS				
7	31.331	20.642	21.901	1:13.874	3	28.817	21.500	23.818	1:14.135	1	38.895	22.652	24.861	1:26.408
8	27.138	19.093	21.772	1:08.003	4	27.946	21.032	22.549	1:11.527	2	29.920	21.157	23.157	1:14.234
9	26.977	18.970	21.820	1:07.767	5	27.324	19.947	21.849	1:09.120	3	28.446	20.014	22.648	1:11.108
No204 NOVALAK CLEMENT					6	27.387	20.220	22.395	1:10.002	4	27.949	19.301	22.582	1:09.832
1	38.384	21.004	24.255	1:23.643	7	27.200	19.806	21.525	1:08.531	5	28.203	19.328	22.258	1:09.789
2	29.241	20.466	23.043	1:12.750	No210 JANKER HANNES					6	27.237	19.115	22.176	1:08.528
3	28.227	19.801	22.593	1:10.621	1	30.179	21.087	24.129	1:15.395	7	27.177	19.448	21.776	1:08.401
4	27.809	19.251	22.564	1:09.624	2	28.388	19.872	22.997	1:11.257	8	27.172	19.486	21.749	1:08.407
5	27.902	19.166	21.853	1:08.921	3	27.685	19.942	22.400	1:10.027	9	27.317	19.282	21.723	1:08.322
6	28.132	19.265	21.753	1:09.150	4	27.433	19.623	22.233	1:09.289	No218 LOMBARDO DAVIDE				
7	27.298	18.999	21.802	1:08.099	5	27.516	21.458	25.759	1:14.733	1	31.170	21.131	23.985	1:16.286
8	27.181	18.991	22.279	1:08.451	6	27.305	19.623	21.960	1:08.888	2	29.642	19.868	24.134	1:13.644
9	27.030	18.874	21.602	1:07.506	7	27.037	19.743	21.547	1:08.327	3	28.771	19.662	23.602	1:12.035
No205 SIMMENAUER JEAN BAPTISTE					No211 LAPPALAINEN KONSTA					4	31.835	21.101	22.364	1:15.300
1	30.561	20.573	23.773	1:14.907	1	35.057	20.433	23.816	1:19.306	5	28.265	20.121	22.092	1:10.478
2	29.228	19.804	22.967	1:11.999	2	36.521	24.245	27.383	1:28.149	6	27.921	19.151	21.964	1:09.036
3	27.694	19.424	22.769	1:09.887	No212 GANGI JR ANTHONY					7	27.675	19.093	21.654	1:08.422
4	27.529	19.876	23.147	1:10.552	1	29.438	20.903	23.149	1:13.490	No220 LUNDGAARD CHRISTIAN				
5	27.371	19.157	23.180	1:09.708	2	28.283	20.720	22.873	1:11.876	1	29.527	20.808	23.399	1:13.734
6	27.393	19.328	21.843	1:08.564	3	27.990	20.205	22.814	1:11.009	2	28.347	22.204	24.278	1:14.829
No206 HILTBRAND PEDRO					4	27.827	19.840	22.290	1:09.957	3	28.315	20.754	22.919	1:11.988
1	29.380	20.320	23.487	1:13.187	5	28.136	20.137	21.916	1:10.189	4	27.654	19.594	21.893	1:09.141
2	28.062	19.876	22.567	1:10.505	6	27.620	19.955	22.082	1:09.657	5	27.310	19.509	22.436	1:09.255
3	27.595	19.570	24.291	1:11.456	7	27.327	20.355	26.345	1:14.027	6	27.282	19.466	21.808	1:08.556
4	27.504	19.524	22.380	1:09.408						7	27.144	19.877	22.353	1:09.374



OK

Qualifying Practice 1 (QP1)

Lap Time Analysis

For information purposes. No official / regulatory value

Laps	Sector 1	Sector 2	Sector 3	Lap Time
8	27.045	19.177	21.742	1:07.964

Laps	Sector 1	Sector 2	Sector 3	Lap Time
7	27.691	21.646	23.299	1:12.636

No222 MAESTRANZI MARCO

1	30.024	20.692	23.586	1:14.302
2	28.819	21.231	22.952	1:13.002
3	27.964	23.284	22.542	1:13.790
4	27.649	22.679	22.585	1:12.913
5	27.737	20.002	22.164	1:09.903
6	27.601	24.352	23.044	1:14.997
7	27.235	19.608	21.846	1:08.689

No230 GAAL ALEXANDER

1	31.824	21.678	26.802	1:20.304
2	30.078	20.982	24.400	1:15.460
3	29.069	21.011	27.311	1:17.391
4	29.621	20.565	23.663	1:13.849

No231 BALE THOMAS

1	37.467	21.810	24.359	1:23.636
2	29.396	20.191	22.850	1:12.437
3	28.496	19.844	22.883	1:11.223
4	27.923	19.577	22.365	1:09.865
5	27.582	19.703	22.075	1:09.360
6	27.575	20.813	22.685	1:11.073
7	27.411	19.108	22.043	1:08.562
8	27.151	19.484	21.792	1:08.427
9	27.160	19.040	21.767	1:07.967

No223 VASILE DANIEL

1	29.784	21.082	23.474	1:14.340
2	28.628	20.998	23.807	1:13.433
3	27.935	20.344	22.822	1:11.101
4	27.931	19.478	22.500	1:09.909
5	27.547	19.196	21.992	1:08.735
6	27.403	19.146	21.875	1:08.424
7	27.305	19.141	21.802	1:08.248

No234 GHENO JACOPO

1	33.649	21.468	25.090	1:20.207
2	29.571	21.248	24.626	1:15.445
3	28.832	21.410	24.129	1:14.371
4	29.437	24.219	23.302	1:16.958
5	28.343	21.310	22.821	1:12.474
6	27.734	20.728	22.297	1:10.759
7	27.435	20.753	22.384	1:10.572

No225 WING HOONG CHIA

1	31.949	22.012	25.291	1:19.252
2	29.814	20.831	24.440	1:15.085
3	28.955	20.624	24.456	1:14.035
4	28.713	20.629	23.564	1:12.906
5	28.568	20.532	22.996	1:12.096
6	28.152	20.267	22.957	1:11.376
7	28.192	19.896	22.495	1:10.583

No226 SUN YUE YANG

1	29.369	20.003	23.362	1:12.734
2	28.662	20.490	22.606	1:11.758
3	28.053	19.535	22.585	1:10.173
4	27.633	19.514	22.218	1:09.365
5	27.611	19.473	21.999	1:09.083
6	27.521	19.338	21.927	1:08.786
7	27.287	19.270	21.679	1:08.236
8	27.141	19.250	21.415	1:07.806

No227 SARGEANT LOGAN

1	30.785	20.508	24.064	1:15.357
2	28.654	19.719	22.821	1:11.194
3	27.821	19.931	22.614	1:10.366
4	27.583	19.387	22.017	1:08.987
5	27.238	19.885	23.321	1:10.444
6	28.654	19.333	21.605	1:09.592























































No229 COHEN IDO

1	30.489	22.109	25.578	1:18.176
2	29.488	21.079	24.368	1:14.935
3	28.405	20.897	23.742	1:13.044
4	27.984	20.169	23.290	1:11.443
5	28.232	20.178	22.692	1:11.102
6	27.768	21.187	22.797	1:11.752



OK List of Participants (27 Drivers)

Document 1

No	Entrant	Nat	Driver	Nat	Equipment
201	KOSMIC RACING TEAM		BASZ KAROL		KOSMIC / VORTEX / VEGA
202	KOSMIC RACING TEAM		NOAH MILELL		KOSMIC / VORTEX / VEGA
203	TONY KART RACING TEAM		NIELSEN NICKLAS		TONY KART / VORTEX / VEGA
204	TONY KART RACING TEAM		NOVALAK CLEMENT		TONY KART / VORTEX / VEGA
205	TONY KART RACING TEAM		SIMMENAUER JEAN BAPTISTE		TONY KART / VORTEX / VEGA
206	CRG S.P.A.		HILTBRAND PEDRO		CRG / PARILLA / VEGA
207	CRG S.P.A.		TIENE FELICE		CRG / PARILLA / VEGA
208	CRG S.P.A.		JOYNER THOMAS		ZANARDI / PARILLA / VEGA
209	CRG S.P.A.		TONTERI PAAVO		CRG / PARILLA / VEGA
210	CRG S.P.A.		JANKER HANNES		CRG / PARILLA / VEGA
211	WARD RACING		LAPPALAINEN KONSTA		TONY KART / VORTEX / VEGA
212	WARD RACING		GANGI JR ANTHONY		TONY KART / VORTEX / VEGA
213	WARD RACING		SMOLYAR ALEXANDER		TONY KART / VORTEX / VEGA
214	WARD RACING		TRAVISANUTTO LORENZO		TONY KART / VORTEX / VEGA
215	BIREL ART RACING		VAN LEEUWEN MARTIJN		BIREL ART / PARILLA / VEGA
216	BIREL ART RACING		LEGERET LUCAS		BIREL ART / PARILLA / VEGA
218	RB RACING		LOMBARDO DAVIDE		EXPRIT / TM / VEGA
220	ENERGY CORSE		LUNDGAARD CHRISTIAN		ENERGY / TM / VEGA
222	EVOKART SRL		MAESTRANZI MARCO		EVOKART / PARILLA / VEGA
223	REAL RACING		VASILE DANIEL		TONY KART / VORTEX / VEGA
225	SWRD		WING HOONG CHIA		WRIGHT / TM / VEGA
226	RICKY FLYNN MOTORSPORT		SUN YUE YANG		FA KART / VORTEX / VEGA
227	RICKY FLYNN MOTORSPORT		SARGEANT LOGAN		FA KART / VORTEX / VEGA
229	CRG S.P.A.		COHEN IDO		CRG / PARILLA / VEGA
230	CRG KEIJZER RACING		GAAL ALEXANDER		CRG / TM / VEGA
231	FORZA RACING		BALE THOMAS		EXPRIT / VORTEX / VEGA
234	WARD RACING		GHENO JACOPO		TONY KART / VORTEX / VEGA