



Minime

Finale (F)

Document 18 OFFICIEL

Résultats

Sous réserve du contrôle technique ou d'incidents d'ordre sportif

Clt	N°	Pilote	Concurrent	Equipement	Tours	Ecart	Interv.	Meilleur tour
1	=	26 DAVID Hadrien	Cbk	ZANARDI / / BRIDGESTONE	23			50.530
2	▲1	44 AUGEREAU Daniel-Scott	Cedric Sport	TONY KART / / BRIDGESTONE	23	11.936	11.936	51.137
3	▲15	8 CHRISTEN Charles	Rossel Competition	NOWA KART / / BRIDGESTONE	23	13.010	1.074	50.958
4	=	16 LEGER Dylan	Cedric Sport	TONY KART / / BRIDGESTONE	23	14.532	1.522	51.012
5	▼3	7 MEGUETOUNIF Sami	Kart In Pro Competition	CRG BY KCM / / BRIDGESTONE	23	14.620	0.088	51.111
6	▲2	10 CABIROU Loris	Karting Plus / Suau Racing	EXPRIT / / BRIDGESTONE	23	14.833	0.213	50.954
7	▼2	2 JOULIE Enzo	Rk Competition	ZANARDI / / BRIDGESTONE	23	15.134	0.301	50.978
8	▲14	62 TANIC Craig	Mgt Distribution	BIREL / / BRIDGESTONE	23	17.443	2.309	50.937
9	▼3	99 MASSON Esteban	Kartam Racing	SODI / / BRIDGESTONE	23	18.864	1.421	51.333
10	▼3	22 BERNIER Victor	Mega Games Extrême Limite	SODI / / BRIDGESTONE	23	20.179	1.315	51.413
11	▲10	61 SIONVILLE Timothy	Ckm	SODI / / BRIDGESTONE	23	21.189	1.010	51.288
12	▼2	23 HAMON Ethan	Hrt	CRG BY KCM / / BRIDGESTONE	23	23.115	1.926	51.314
13	▲7	66 SORET Rayhan	Team Slr	ZANARDI / / BRIDGESTONE	23	25.789	2.674	51.073
14	▼5	30 ROUX Dorian	Dr Compétition	ALPHA KARTING / / BRIDGESTONE	23	30.371	4.582	51.600
15	▼4	12 GAZEAU Cesar	Lmc	CRG BY KCM / / BRIDGESTONE	23	31.133	0.762	51.648
16	▼3	42 CHAPON Lucas	Pks	CRG BY KCM / / BRIDGESTONE	23	31.478	0.345	51.516
17	▼3	18 BERNARD Ethan	Abc Junior Team	BIREL / / BRIDGESTONE	23	32.021	0.543	51.593
18	▼6	17 CAVAILHES Vincent	Team Rossel Compétition	ZANARDI / / BRIDGESTONE	23	39.193	7.172	51.477
19	▼3	13 MONTANDRAUD Killian	Drt / Oks	CRG BY KCM / / BRIDGESTONE	23	39.645	0.452	51.545
20	▼3	77 VAISON Ayrton		CRG BY KCM / / BRIDGESTONE	23	49.167	9.522	52.034
21	▲2	14 FUSIL Tonin	Sologne Sport Tech	BIREL / / BRIDGESTONE	6	17 Tours	17 Tours	52.582
22	▼3	3 COSTET Enzo	Sg Driver	CRG BY KCM / / BRIDGESTONE	5	18 Tours	1 Tour	52.283
23	▼8	11 TREILLARD DE QUINEMO Gui	Technikart	SODI / / BRIDGESTONE	5	18 Tours	0.301	51.991

Tête de course : N°26 DAVID Hadrien (1-23)

Départ : 19/07 - 16:55:07

Meilleur tour : N°26 DAVID Hadrien 50.530 73,88 Km/h

Météo : Légèrement nuageux Air : 27°C Piste : Sèche

Record de l'épreuve : N°26 DAVID Hadrien 50.272 74,26 Km/h

St Amand (FRA) 16-19/07/2015

Page 1 / 1

3MK Events

Apex Timing 





Minime

Finale (F)

Tableau des tours

Pour information, sans valeur officielle

	1	2	3	4	5	6	7	8	9	10	11	12	13	14	15	16	17	18	19	20	21	22	23	
Grille	26	7	44	16	2	99	22	10	30	23	12	17	42	18	11	13	77	8	3	66	61	62	14	
Départ																								
Tour 1 Intervalle	26 0.9	44 1.2	16 0.3	2 0.3	22 0.3	7 0.2	10 0.3	99 0.3	30 0.4	8 0.1	23 0.5	12 0.1	61 0.3	3 0.3	11 0.2	18 0.3	62 0.1	42 0.4	66 0.1	77 0.8	13 2.7	17 0.5	14 25.4	
Tour 2	26 1.1	44 1.3	16 0.2	2 0.6	7 0.7	10 0.3	99 0.2	22 0.0	8 0.5	30 0.2	23 0.2	61 0.3	12 0.2	3 0.5	62 0.1	11 0.3	18 0.3	42 0.2	66 0.6	77 0.9	17 2.4	13 0.3	14 25.4	
Tour 3	26 1.3	44 1.2	16 0.2	2 0.7	7 0.7	10 0.6	99 0.2	8 0.3	22 1.0	61 0.3	23 0.3	30 0.1	12 0.2	3 0.2	62 0.1	11 0.5	18 0.5	42 0.3	66 0.2	77 1.5	17 1.6	13 0.7	14 25.7	
Tour 4	26 1.4	44 1.1	16 0.5	2 0.5	7 1.0	10 0.5	8 0.3	99 0.3	22 1.1	61 1.2	23 0.1	30 0.1	3 0.2	62 0.1	11 0.4	12 0.1	42 0.4	18 0.1	66 0.4	77 2.4	17 0.1	13 1.0	14 26.1	
Tour 5	26 1.8	44 0.9	16 0.6	2 0.6	7 1.0	10 0.4	8 0.7	99 0.3	22 1.3	61 1.3	23 1.3	30 0.2	62 0.1	3 0.3	11 0.3	42 0.3	12 0.3	66 0.3	18 0.4	17 2.7	77 0.5	13 0.3	14 26.6	
Tour 6	26 2.1	44 1.1	16 0.2	2 0.6	7 1.2	10 0.2	8 1.0	99 0.3	22 1.6	61 1.2	23 0.0	62 0.4	30 1.0	42 0.4	66 0.4	12 0.3	18 2.4	17 1.0	77 0.1	13 27.0	14			
Tour 7	26 2.3	44 1.2	16 0.2	2 0.7	7 1.4	10 0.2	8 1.2	99 0.4	22 1.7	61 1.1	23 0.2	62 0.5	30 0.9	42 0.3	66 0.7	12 0.7	18 1.6	17 2.1	13 0.5	77				
Tour 8	26 2.9	44 0.7	16 0.3	2 0.6	7 1.6	10 0.2	8 1.6	99 0.2	22 2.0	61 1.1	62 0.4	23 0.6	30 0.4	42 0.4	66 0.4	12 1.0	18 0.5	17 1.3	13 3.0	77 0.4				
Tour 9	26 3.4	44 0.5	16 0.4	2 0.7	7 2.0	10 0.3	8 1.3	99 0.2	22 2.1	61 0.4	62 1.0	23 1.6	42 0.1	30 0.1	66 1.1	12 0.4	18 1.6	17 3.3	13 0.4	77				
Tour 10	26 3.7	44 0.3	16 0.3	2 1.1	7 1.9	10 0.2	8 1.6	99 0.2	22 2.3	61 0.3	62 1.0	23 1.8	42 0.3	66 0.2	30 0.6	12 0.5	18 1.6	17 3.7	13 0.3	77				
Tour 11	26 4.0	44 0.2	16 0.2	2 1.6	7 1.7	10 0.2	8 1.6	99 0.2	22 2.2	61 0.3	62 1.1	23 2.1	42 0.2	66 0.3	30 0.9	12 0.6	18 0.6	17 1.2	13 4.4	77 0.2				
Tour 12	26 4.2	44 0.3	16 0.2	2 1.6	7 1.6	10 0.4	8 1.7	99 0.4	22 1.6	61 0.7	62 1.2	23 2.6	42 0.0	66 0.2	30 1.0	12 0.4	18 6.3	13 0.7	77 0.4	17				
Tour 13	26 4.6	44 0.2	16 0.3	2 2.0	7 1.2	10 0.3	8 2.1	99 0.3	22 1.3	61 1.1	62 1.2	23 2.8	42 0.2	66 0.2	30 0.8	12 0.3	18 6.7	13 1.1	17 0.3	77				
Tour 14	26 5.1	16 0.1	44 0.2	2 2.1	7 1.2	8 0.2	10 2.4	99 0.4	22 0.8	61 1.6	62 1.3	23 3.3	42 0.4	30 0.1	12 0.6	18 0.3	13 7.3	17 0.1	77 0.9					



Minime

Finale (F)

Pour information, sans valeur officielle

Tableau des tours

Tour 15	26	16 5.6	44 0.1	2 0.1	7 2.0	8 0.9	10 0.3	99 2.6	22 0.5	62 0.2	61 2.0	23 1.3	66 3.6	30 0.5	42 0.2	12 0.2	18 0.4	17 8.2	13 0.3	77 0.5
Tour 16	26	16 6.1	44 0.1	2 0.1	7 2.3	8 0.5	10 0.5	99 2.7	22 0.8	62 0.1	61 2.1	23 1.3	66 3.7	30 0.9	42 0.2	12 0.2	18 0.3	17 8.3	13 0.5	77 0.9
Tour 17	26	16 6.7	44 0.0	2 0.1	7 2.5	8 0.2	10 0.5	99 3.0	22 0.4	62 0.6	61 1.9	23 1.3	66 3.7	42 1.4	30 0.2	12 0.2	18 0.4	17 8.2	13 0.3	77 2.4
Tour 18	26	16 7.2	44 0.2	2 0.2	7 2.3	8 0.1	10 0.4	99 3.5	22 0.2	62 1.0	61 1.8	23 1.3	66 3.8	42 2.0	30 0.1	12 0.2	18 0.4	17 7.9	13 0.6	77 4.4
Tour 19	26	16 8.6	44 0.0	2 0.1	8 1.9	7 0.1	10 0.1	99 4.2	22 0.2	62 0.7	61 1.6	23 1.4	66 3.6	42 2.5	30 0.1	12 0.3	18 0.6	17 7.7	13 0.6	77 5.6
Tour 20	26	44 10.1	16 0.5	2 0.1	8 0.4	7 0.3	10 0.3	62 4.0	99 0.4	22 0.8	61 1.6	23 1.6	66 3.1	30 3.1	42 0.3	12 0.2	18 0.5	17 7.3	13 0.8	77 6.9
Tour 21	26	44 10.8	16 1.1	8 0.0	7 0.6	2 0.0	10 0.3	62 3.3	99 0.7	22 1.1	61 1.4	23 1.7	66 3.1	30 3.5	42 0.3	12 0.1	18 0.6	17 7.6	13 0.4	77 7.5
Tour 22	26	44 11.4	8 1.2	16 0.5	7 0.2	10 0.2	2 0.3	62 2.9	99 0.9	22 1.1	61 1.2	23 1.9	66 2.9	30 4.0	42 0.4	12 0.2	18 0.6	17 7.1	13 0.8	77 8.2
Tour 23	26	44 11.9	8 1.0	16 1.5	7 0.0	10 0.2	2 0.3	62 2.3	99 1.4	22 1.3	61 1.0	23 1.9	66 2.6	30 4.5	12 0.7	42 0.3	18 0.5	17 7.1	13 0.4	77 9.5



Minime

Finale (F)

Analyse des tours

Pour information, sans valeur officielle

Tours	Secteur 1	Secteur 2	Secteur 3	mps au tour	Tours	Secteur 1	Secteur 2	Secteur 3	mps au tour	Tours	Secteur 1	Secteur 2	Secteur 3	mps au tour
N°2 JOULIE Enzo					3	18.330	19.252	14.138	51.720	13	18.228	19.048	13.837	51.113
1	20.489	19.706	14.142	54.337	4	18.291	19.167	13.965	51.423	14	18.398	19.010	13.827	51.235
2	18.622	19.210	14.156	51.988	5	18.352	19.197	13.917	51.466	15	18.219	18.955	13.988	51.162
3	18.512	19.122	13.930	51.564	6	18.295	19.103	13.882	51.280	16	18.230	19.034	13.800	51.064
4	18.552	19.093	13.984	51.629	7	18.198	19.046	13.991	51.235	17	18.212	18.832	14.117	51.161
5	18.386	19.015	13.961	51.362	8	18.222	19.031	13.858	51.111	18	18.188	18.919	13.953	51.060
6	18.408	18.995	13.908	51.311	9	18.265	19.088	14.046	51.399	19	18.212	19.032	13.956	51.200
7	18.335	18.959	13.903	51.197	10	18.346	19.109	13.891	51.346	20	18.210	19.011	13.850	51.071
8	18.336	18.950	13.848	51.134	11	18.313	19.466	13.989	51.768	21	18.236	19.273	13.807	51.316
9	18.399	18.946	13.983	51.328	12	18.133	19.159	13.905	51.197	22	18.405	18.967	13.899	51.271
10	18.168	18.994	13.816	50.978	13	18.228	19.164	14.147	51.539	23	18.098	18.931	13.929	50.958
11	18.362	19.010	13.902	51.274	14	18.371	19.041	13.828	51.240	N°10 CABIROU Loris				
12	18.347	18.956	13.889	51.192	15	18.141	19.101	14.138	51.380	1	20.124	20.484	14.144	54.752
13	18.227	18.966	13.954	51.147	16	18.263	19.265	14.034	51.562	2	18.839	19.524	14.087	52.450
14	18.284	19.009	13.852	51.145	17	18.337	19.110	13.915	51.362	3	18.527	19.177	13.999	51.703
15	18.405	19.183	13.852	51.440	18	18.157	19.094	13.914	51.165	4	18.552	19.151	14.029	51.732
16	18.377	19.005	13.857	51.239	19	18.190	19.319	14.055	51.564	5	18.440	19.076	13.955	51.471
17	18.428	18.939	13.843	51.210	20	18.413	18.959	13.885	51.257	6	18.396	19.100	14.022	51.518
18	18.346	19.097	13.889	51.332	21	18.336	19.027	14.278	51.641	7	18.406	19.071	13.904	51.381
19	18.281	19.124	14.427	51.832	22	18.176	18.991	14.286	51.453	8	18.347	19.111	13.878	51.336
20	18.875	19.776	13.926	52.577	23	18.336	19.272	14.097	51.705	9	18.265	19.731	14.107	52.103
21	18.407	19.497	14.589	52.493	N°8 CHRISTEN Charles					10	18.273	19.048	13.921	51.242
22	18.975	19.061	13.920	51.956	1	20.027	20.347	14.294	54.668	11	18.455	19.103	13.974	51.532
23	18.396	19.190	14.041	51.627	2	18.729	19.343	13.991	52.063	12	18.350	19.022	13.886	51.258
N°3 COSTET Enzo					3	18.851	19.096	14.033	51.980	13	18.146	19.015	13.870	51.031
1	21.270	20.272	14.464	56.006	4	18.462	19.014	13.941	51.417	14	18.400	18.923	13.848	51.171
2	18.849	19.595	14.203	52.647	5	18.277	19.045	13.957	51.279	15	18.284	18.917	13.977	51.178
3	18.746	19.379	14.158	52.283	6	18.424	19.012	13.923	51.359	16	18.258	19.139	13.869	51.266
4	18.828	19.507	14.099	52.434	7	18.450	18.969	13.978	51.397	17	18.166	19.194	13.804	51.164
5	18.959	19.346	14.111	52.416	8	18.400	18.921	13.992	51.313	18	18.189	18.931	13.834	50.954
N°7 MEGUETOUNIF Sami					9	18.315	19.220	13.981	51.516	19	18.140	19.052	13.877	51.069
1	20.364	20.646	14.194	55.204	10	18.299	19.074	13.947	51.320	20	18.596	19.008	13.881	51.485
2	18.613	19.418	14.003	52.034	11	18.434	19.096	14.014	51.544	21	18.265	19.004	14.432	51.701
					12	18.180	19.015	13.886	51.081	22	18.319	19.063	13.910	51.292





Minime

Finale (F)

Analyse des tours

Pour information, sans valeur officielle

Tours	Secteur 1	Secteur 2	Secteur 3	mps au tour	Tours	Secteur 1	Secteur 2	Secteur 3	mps au tour	Tours	Secteur 1	Secteur 2	Secteur 3	mps au tour
23	18.360	19.334	13.991	51.685	2	18.778	20.209	14.325	53.312	4	18.286	19.099	13.946	51.331
N°11 TREILLARD DE QUINEMO Guillaume					3	18.740	19.567	14.164	52.471	5	18.344	19.082	13.847	51.273
1	21.526	20.614	14.681	56.821	4	18.622	19.487	14.096	52.205	6	18.564	19.179	13.946	51.689
2	18.864	19.783	14.329	52.976	5	18.548	19.516	14.229	52.293	7	18.304	19.049	13.884	51.237
3	18.800	19.532	14.126	52.458	6	18.615	19.464	14.210	52.289	8	18.187	18.992	13.833	51.012
4	18.736	19.627	14.077	52.440	7	18.681	19.772	14.186	52.639	9	18.297	19.013	13.895	51.205
5	18.541	19.349	14.101	51.991	8	18.482	19.724	14.246	52.452	10	18.250	19.050	13.841	51.141
N°12 GAZEAU Cesar					9	18.617	19.425	14.243	52.285	11	18.268	19.063	13.977	51.308
1	20.576	21.174	14.619	56.369	10	18.590	19.655	14.166	52.411	12	18.287	19.075	13.869	51.231
2	19.195	19.492	14.146	52.833	11	18.577	19.536	14.320	52.433	13	18.135	18.988	13.958	51.081
3	18.901	19.486	14.183	52.570	12	18.425	19.664	14.169	52.258	14	18.209	19.088	13.817	51.114
4	18.814	20.302	14.406	53.522	13	18.503	19.441	14.138	52.082	15	18.339	19.088	13.982	51.409
5	18.775	19.653	14.126	52.554	14	18.759	19.565	14.103	52.427	16	18.296	19.157	13.875	51.328
6	19.064	19.460	14.118	52.642	15	18.559	20.144	14.255	52.958	17	18.138	19.158	13.917	51.213
7	18.608	19.331	14.213	52.152	16	18.545	19.313	14.233	52.091	18	18.190	19.150	13.771	51.111
8	18.556	19.363	14.052	51.971	17	18.423	19.325	14.110	51.858	19	18.204	19.557	14.320	52.081
9	18.665	19.273	13.984	51.922	18	18.497	19.348	14.049	51.894	20	18.775	19.958	13.943	52.676
10	18.560	19.267	13.945	51.772	19	18.414	19.381	14.035	51.830	21	18.441	19.490	13.865	51.796
11	18.639	19.383	14.057	52.079	20	18.371	19.511	13.954	51.836	22	18.711	19.181	14.057	51.949
12	18.664	19.268	13.873	51.805	21	18.400	19.248	14.100	51.748	23	18.393	19.579	13.921	51.893
13	18.554	19.267	13.914	51.735	22	18.381	19.399	14.098	51.878	N°17 CAVAILHES Vincent				
14	18.537	19.289	13.993	51.819	23	18.403	19.211	13.931	51.545	1	20.504	27.093	14.642	1:02.239
15	18.544	19.168	13.936	51.648	N°14 FUSIL Tonin					2	18.685	19.594	14.182	52.461
16	18.590	19.295	13.974	51.859	1	49.932	22.033	14.541	1:26.506	3	18.481	19.316	14.220	52.017
17	18.510	19.586	14.013	52.109	2	18.739	19.712	14.352	52.803	4	18.567	19.228	14.106	51.901
18	18.479	19.262	14.220	51.961	3	18.661	19.764	14.335	52.760	5	18.788	19.526	14.196	52.510
19	18.426	19.179	14.152	51.757	4	18.652	19.696	14.234	52.582	6	18.611	19.355	13.967	51.933
20	18.419	19.370	14.288	52.077	5	18.643	19.861	14.235	52.739	7	18.436	19.184	14.095	51.715
21	18.469	19.157	14.152	51.778	6	18.774	19.686	14.305	52.765	8	18.377	19.182	13.951	51.510
22	18.543	19.378	14.104	52.025	N°16 LEGER Dylan					9	18.628	19.378	14.042	52.048
23	18.445	19.221	13.997	51.663	1	20.113	19.851	14.096	54.060	10	18.669	19.456	13.861	51.986
N°13 MONTANDRAUD Killian					2	18.542	19.300	14.188	52.030	11	18.430	19.236	14.085	51.751
1	22.602	23.805	14.691	1:01.098	3	18.439	19.142	13.982	51.563	12	24.912	19.171	13.828	57.911
										13	18.530	19.228	14.212	51.970





Minime

Finale (F)

Analyse des tours

Pour information, sans valeur officielle

Tours	Secteur 1	Secteur 2	Secteur 3	mps au tour
14	18.489	19.100	13.893	51.482
15	18.624	19.742	14.070	52.436
16	18.598	19.265	14.032	51.895
17	18.713	19.344	13.980	52.037
18	18.442	19.191	14.003	51.636
19	18.435	19.434	13.917	51.786
20	18.390	19.282	13.957	51.629
21	18.601	19.498	14.018	52.117
22	18.376	19.245	13.856	51.477
23	18.445	19.439	14.101	51.985

N°18 BERNARD Ethan

Tours	Secteur 1	Secteur 2	Secteur 3	mps au tour
1	22.253	20.151	14.696	57.100
2	19.164	19.540	14.315	53.019
3	18.882	19.511	14.218	52.611
4	18.601	19.464	14.580	52.645
5	19.086	19.401	14.249	52.736
6	18.595	19.490	14.162	52.247
7	18.628	19.570	14.316	52.514
8	18.482	19.201	14.108	51.791
9	18.476	19.222	14.104	51.802
10	18.550	19.320	14.055	51.925
11	18.586	19.427	14.108	52.121
12	18.386	19.278	13.929	51.593
13	18.448	19.193	14.036	51.677
14	18.526	19.179	14.103	51.808
15	18.445	19.168	14.127	51.740
16	18.523	19.312	13.950	51.785
17	18.595	19.403	14.196	52.194
18	18.617	19.192	14.144	51.953
19	18.429	19.463	14.070	51.962
20	18.371	19.512	14.090	51.973
21	18.330	19.142	14.391	51.863
22	18.469	19.342	14.207	52.018
23	18.499	19.229	14.193	51.921

N°22 BERNIER Victor

Tours	Secteur 1	Secteur 2	Secteur 3	mps au tour
1	20.324	19.968	14.143	54.435
2	19.123	20.273	14.174	53.570
3	18.648	19.595	14.169	52.412
4	18.421	19.281	13.987	51.689
5	18.465	19.302	13.940	51.707
6	18.458	19.173	14.105	51.736
7	18.395	19.247	14.017	51.659
8	18.370	19.137	13.942	51.449
9	18.335	19.184	14.150	51.669
10	18.341	19.179	13.989	51.509
11	18.359	19.151	14.011	51.521
12	18.321	19.280	13.935	51.536
13	18.302	19.200	13.911	51.413
14	18.310	19.170	13.975	51.455
15	18.339	19.205	14.035	51.579
16	18.396	19.290	13.881	51.567
17	18.437	19.375	13.914	51.726
18	18.414	19.294	13.919	51.627
19	18.379	19.278	13.891	51.548
20	18.296	19.325	13.954	51.575
21	18.290	19.288	14.066	51.644
22	18.335	19.251	13.914	51.500
23	18.338	19.182	14.032	51.552

N°23 HAMON Ethan

Tours	Secteur 1	Secteur 2	Secteur 3	mps au tour
1	21.300	20.249	14.514	56.063
2	18.629	19.479	14.243	52.351
3	18.781	19.900	14.198	52.879
4	18.766	19.839	14.112	52.717
5	18.682	19.406	13.947	52.035
6	18.386	19.400	14.055	51.841
7	18.552	19.236	13.976	51.764
8	18.477	19.466	14.195	52.138

Tours	Secteur 1	Secteur 2	Secteur 3	mps au tour
9	18.280	19.240	14.058	51.578
10	18.456	19.290	14.016	51.762
11	18.312	19.134	13.997	51.443
12	18.279	19.217	13.948	51.444
13	18.259	19.306	13.952	51.517
14	18.361	19.182	13.929	51.472
15	18.257	19.220	13.962	51.439
16	18.357	19.283	13.926	51.566
17	18.354	19.120	13.983	51.457
18	18.258	19.199	13.943	51.400
19	18.379	19.203	13.886	51.468
20	18.336	19.288	14.280	51.904
21	18.181	19.206	14.022	51.409
22	18.454	19.136	13.941	51.531
23	18.192	19.219	13.903	51.314

N°26 DAVID Hadrien

Tours	Secteur 1	Secteur 2	Secteur 3	mps au tour
1	18.887	19.317	13.999	52.203
2	18.440	19.283	13.904	51.627
3	18.337	19.225	13.965	51.527
4	18.274	19.148	13.875	51.297
5	18.218	19.052	13.807	51.077
6	18.266	19.101	13.854	51.221
7	18.188	19.008	13.749	50.945
8	18.102	19.040	13.758	50.900
9	18.107	19.103	13.702	50.912
10	18.177	19.072	13.786	51.035
11	18.204	19.027	13.830	51.061
12	18.182	19.046	13.746	50.974
13	18.103	19.010	13.724	50.837
14	18.051	18.982	13.750	50.783
15	18.174	18.980	13.758	50.912
16	18.160	19.003	13.691	50.854
17	18.045	18.909	13.657	50.611
18	18.030	18.941	13.691	50.662





Minime

Finale (F)

Analyse des tours

Pour information, sans valeur officielle

Tours	Secteur 1	Secteur 2	Secteur 3	mps au tour	Tours	Secteur 1	Secteur 2	Secteur 3	mps au tour	Tours	Secteur 1	Secteur 2	Secteur 3	mps au tour
19	18.038	18.925	13.673	50.636	4	18.622	19.323	14.206	52.151	14	18.214	19.518	13.766	51.498
20	17.995	18.946	13.634	50.575	5	18.622	19.247	13.950	51.819	15	18.379	19.088	14.004	51.471
21	17.983	18.875	13.672	50.530	6	18.534	19.211	14.340	52.085	16	18.305	19.090	13.857	51.252
22	18.034	18.902	13.750	50.686	7	18.613	19.275	14.048	51.936	17	18.276	19.088	13.821	51.185
23	18.002	18.956	13.682	50.640	8	18.298	19.219	13.999	51.516	18	18.342	19.041	13.879	51.262
N°30 ROUX Dorian					9	18.477	19.157	14.449	52.083	19	18.184	19.324	14.406	51.914
1	20.592	20.810	14.373	55.775	10	18.594	19.341	13.986	51.921	20	18.847	19.449	13.738	52.034
2	18.953	19.629	14.165	52.747	11	18.345	19.288	14.166	51.799	21	18.269	19.099	13.816	51.184
3	19.574	19.511	14.215	53.300	12	18.369	19.443	14.114	51.926	22	18.269	19.136	13.855	51.260
4	18.847	19.770	14.128	52.745	13	18.506	19.285	13.960	51.751	23	18.151	19.180	13.831	51.162
5	18.818	19.342	13.993	52.153	14	18.693	19.479	14.253	52.425	N°61 SIONVILLE Timothy				
6	18.747	19.304	14.063	52.114	15	18.745	19.307	14.091	52.143	1	20.897	20.274	14.409	55.580
7	18.639	19.321	14.084	52.044	16	18.357	19.365	14.198	51.920	2	18.617	19.429	14.155	52.201
8	18.560	19.405	14.029	51.994	17	18.528	19.255	14.055	51.838	3	18.567	19.482	14.120	52.169
9	18.543	19.442	14.682	52.667	18	18.509	19.449	14.036	51.994	4	18.419	19.355	13.987	51.761
10	18.679	19.663	14.044	52.386	19	18.412	19.285	14.021	51.718	5	18.487	19.439	14.016	51.942
11	18.445	19.344	14.013	51.802	20	18.745	19.453	14.185	52.383	6	18.462	19.402	14.117	51.981
12	18.398	19.344	13.934	51.676	21	18.369	19.324	14.144	51.837	7	18.501	19.235	14.086	51.822
13	18.685	19.145	14.116	51.946	22	18.645	19.258	14.058	51.961	8	18.421	19.275	13.991	51.687
14	18.435	19.365	14.210	52.010	23	18.737	19.285	14.193	52.215	9	18.420	19.272	14.062	51.754
15	18.431	19.396	13.958	51.785	N°44 AUGEREAU Daniel-Scott					10	18.389	19.687	14.042	52.118
16	18.453	19.411	14.015	51.879	1	19.450	19.472	14.059	52.981	11	18.377	19.074	13.941	51.392
17	18.653	19.718	14.031	52.402	2	18.696	19.273	13.919	51.888	12	18.337	19.151	13.864	51.352
18	18.548	19.337	14.027	51.912	3	18.482	19.313	13.885	51.680	13	18.282	19.292	13.892	51.466
19	18.497	19.262	13.947	51.706	4	18.428	19.167	13.837	51.432	14	18.347	19.179	13.892	51.418
20	18.348	19.565	13.987	51.900	5	18.390	19.196	13.882	51.468	15	18.319	19.275	13.856	51.450
21	18.388	19.348	14.067	51.803	6	18.385	19.164	13.925	51.474	16	18.277	19.252	14.001	51.530
22	18.500	19.345	13.964	51.809	7	18.172	19.160	13.857	51.189	17	18.286	19.223	13.937	51.446
23	18.302	19.246	14.052	51.600	8	18.432	19.178	13.853	51.463	18	18.346	19.206	13.925	51.477
N°42 CHAPON Lucas					9	18.361	19.193	13.874	51.428	19	18.268	19.228	13.856	51.352
1	23.170	20.217	14.479	57.866	10	18.262	19.280	13.791	51.333	20	18.455	19.186	13.995	51.636
2	18.806	19.433	14.375	52.614	11	18.352	19.193	13.830	51.375	21	18.284	19.187	13.924	51.395
3	18.978	19.314	14.410	52.702	12	18.213	19.159	13.765	51.137	22	18.323	19.146	13.865	51.334
					13	18.236	19.194	13.792	51.222	23	18.213	19.104	13.971	51.288



Minime

Finale (F)

Analyse des tours

Pour information, sans valeur officielle

Tours	Secteur 1	Secteur 2	Secteur 3	mps au tour	Tours	Secteur 1	Secteur 2	Secteur 3	mps au tour	Tours	Secteur 1	Secteur 2	Secteur 3	mps au tour
N°62 TANIC Craig					9	18.404	19.213	14.249	51.866	19	18.893	19.779	14.283	52.955
1	21.354	20.278	14.454	56.086	10	18.706	19.353	13.957	52.016	20	19.376	19.394	14.427	53.197
2	18.665	19.347	14.130	52.142	11	18.345	19.232	14.119	51.696	21	18.509	19.555	14.306	52.370
3	18.788	19.382	14.094	52.264	12	18.435	19.265	14.071	51.771	22	18.528	19.557	14.484	52.569
4	18.824	19.714	14.021	52.559	13	18.735	19.214	13.975	51.924	23	18.836	19.595	14.355	52.786
5	18.499	19.383	13.943	51.825	14	18.245	19.560	13.911	51.716	N°99 MASSON Esteban				
6	18.368	19.201	13.947	51.516	15	18.328	19.403	14.008	51.739	1	20.577	20.753	14.184	55.514
7	18.851	18.980	14.091	51.922	16	18.267	19.260	14.041	51.568	2	18.674	19.512	14.201	52.387
8	18.412	19.072	13.937	51.421	17	18.246	19.211	14.081	51.538	3	18.646	19.396	14.032	52.074
9	18.120	19.062	13.842	51.024	18	18.146	19.270	14.009	51.425	4	18.489	19.336	14.124	51.949
10	18.222	19.234	13.904	51.360	19	18.168	19.159	13.934	51.261	5	18.380	19.252	14.047	51.679
11	18.415	19.006	13.927	51.348	20	18.261	19.198	14.018	51.477	6	18.517	19.198	13.985	51.700
12	18.199	19.035	13.782	51.016	21	18.090	19.267	14.036	51.393	7	18.368	19.212	13.966	51.546
13	18.101	19.109	13.835	51.045	22	18.327	19.135	13.827	51.289	8	18.454	19.185	14.069	51.708
14	18.239	18.967	13.739	50.945	23	18.084	19.064	13.925	51.073	9	18.317	19.245	14.042	51.604
15	18.194	18.950	13.838	50.982	N°77 VAISON Ayrton					10	18.301	19.324	13.910	51.535
16	18.378	19.263	13.833	51.474	1	22.801	21.043	14.597	58.441	11	18.388	19.200	13.923	51.511
17	18.216	19.001	13.779	50.996	2	18.905	19.736	14.613	53.254	12	18.299	19.209	13.892	51.400
18	18.235	19.022	13.936	51.193	3	18.719	19.609	14.555	52.883	13	18.281	19.221	13.940	51.442
19	18.328	19.478	14.030	51.836	4	18.893	20.197	14.321	53.411	14	18.291	19.248	13.880	51.419
20	18.168	19.104	13.808	51.080	5	19.243	19.576	14.320	53.139	15	18.193	19.240	13.981	51.414
21	18.130	19.065	13.830	51.025	6	18.615	19.609	14.250	52.474	16	18.265	19.206	13.862	51.333
22	18.153	19.132	13.972	51.257	7	18.482	20.358	14.441	53.281	17	18.315	19.276	13.912	51.503
23	18.055	19.040	13.842	50.937	8	18.393	19.662	14.330	52.385	18	18.315	19.206	13.885	51.406
N°66 SORET Rayhan					9	18.719	19.330	14.233	52.282	19	18.343	19.558	13.936	51.837
1	21.495	20.528	14.887	56.910	10	18.606	19.479	14.209	52.294	20	18.532	19.200	13.956	51.688
2	19.012	19.547	14.534	53.093	11	18.617	19.420	14.365	52.402	21	18.211	19.077	14.062	51.350
3	18.658	19.351	14.359	52.368	12	18.990	19.535	14.192	52.717	22	18.279	19.082	14.135	51.496
4	18.719	19.454	14.296	52.469	13	18.602	19.572	14.681	52.855	23	18.206	19.217	13.965	51.388
5	18.468	19.362	14.088	51.918	14	18.594	19.288	14.152	52.034					
6	18.442	19.330	14.061	51.833	15	18.712	19.518	14.175	52.405					
7	18.414	19.223	14.170	51.807	16	18.655	19.519	14.337	52.511					
8	18.449	19.232	13.983	51.664	17	19.136	19.708	14.437	53.281					
					18	18.677	20.921	14.362	53.960					



Minime

Finale (F)

Document 17.1

Grille de départ

Sous réserve du contrôle technique ou d'incidents d'ordre sportif

		12	14 FUSIL Tonin BIREL / / BRIDGESTONE
62	TANIC Craig BIREL / / BRIDGESTONE	11	61 SIONVILLE Timothy SODI / / BRIDGESTONE
66	SORET Rayhan ZANARDI / / BRIDGESTONE	10	3 COSTET Enzo CRG BY KCM / / BRIDGESTONE
8	CHRISTEN Charles NOWA KART / / BRIDGESTONE	9	77 VAISON Ayrton CRG BY KCM / / BRIDGESTONE
13	MONTANDRAUD Killian CRG BY KCM / / BRIDGESTONE	8	11 TREILLARD DE QUINEMO Guillaume SODI / / BRIDGESTONE
18	BERNARD Ethan BIREL / / BRIDGESTONE	7	42 CHAPON Lucas CRG BY KCM / / BRIDGESTONE
17	CAVAILHES Vincent ZANARDI / / BRIDGESTONE	6	12 GAZEAU Cesar CRG BY KCM / / BRIDGESTONE
23	HAMON Ethan CRG BY KCM / / BRIDGESTONE	5	30 ROUX Dorian ALPHA KARTING / / BRIDGESTONE
10	CABIROU Loris EXPRIT / / BRIDGESTONE	4	22 BERNIER Victor SODI / / BRIDGESTONE
99	MASSON Esteban SODI / / BRIDGESTONE	3	2 JOULIE Enzo ZANARDI / / BRIDGESTONE
16	LEGER Dylan TONY KART / / BRIDGESTONE	2	44 AUGEREAU Daniel-Scott TONY KART / / BRIDGESTONE
7	MEGUETOUNIF Sami CRG BY KCM / / BRIDGESTONE	1	26 DAVID Hadrien ZANARDI / / BRIDGESTONE

POLE POSITION



Départ : 19/07 - 16:40 23 Tours = 23,851 Km

St Amand (FRA) 16-19/07/2015

Page 1 / 1

3MK Events

Apex Timing 





Minime

Préfinale (PF)

Document 16.1 OFFICIEL

Résultats

Sous réserve du contrôle technique ou d'incidents d'ordre sportif

Clt	N°	Pilote	Concurrent	Equipement	Tours	Ecart	Interv.	Meilleur tour	Pénalité
1	=	26 DAVID Hadrien	Cbk	ZANARDI / / BRIDGESTONE	19			50.613	
2	▲9	7 MEGUETOUNIF Sami	Kart In Pro Competition	CRG BY KCM / / BRIDGESTONE	19	11.998	11.998	51.046	
3	=	44 AUGEREAU Daniel-Scott	Cedric Sport	TONY KART / / BRIDGESTONE	19	12.129	0.131	50.966	
4	▲3	16 LEGER Dylan	Cedric Sport	TONY KART / / BRIDGESTONE	19	12.341	0.212	51.112	
5	▲5	2 JOULIE Enzo	Rk Competition	ZANARDI / / BRIDGESTONE	19	13.096	0.755	50.998	
6	▼1	99 MASSON Esteban	Kartam Racing	SODI / / BRIDGESTONE	19	17.922	4.826	51.341	
7	▲1	22 BERNIER Victor	Mega Games Extrême Limite	SODI / / BRIDGESTONE	19	18.754	0.832	51.421	
8	▲1	10 CABIROU Loris	Karting Plus / Suau Racing	EXPRIT / / BRIDGESTONE	19	22.402	3.648	51.269	
9	▲8	30 ROUX Dorian	Dr Compétition	ALPHA KARTING / / BRIDGESTONE	19	26.865	4.463	51.577	
10	▲3	23 HAMON Ethan	Hrt	CRG BY KCM / / BRIDGESTONE	19	28.941	2.076	51.486	
11	▲7	12 GAZEAU Cesar	Lmc	CRG BY KCM / / BRIDGESTONE	19	29.150	0.209	51.704	
12	▲10	17 CAVAILHES Vincent	Team Rossel Compétition	ZANARDI / / BRIDGESTONE	19	30.289	1.139	51.452	
13	▲6	42 CHAPON Lucas	Pks	CRG BY KCM / / BRIDGESTONE	19	31.497	1.208	51.421	
14	▲7	18 BERNARD Ethan	Abc Junior Team	BIREL / / BRIDGESTONE	19	32.997	1.500	51.680	
15	▲8	11 TREILLARD DE QUINEMO G	Technikart	SODI / / BRIDGESTONE	19	44.048	11.051	52.481	
16	▼1	13 MONTANDRAUD Killian	Drt / Oks	CRG BY KCM / / BRIDGESTONE	19	31.292		51.716	+3p
17	▲3	77 VAISON Ayrton		CRG BY KCM / / BRIDGESTONE	17	2 Tours	2 Tours	52.592	
18	▼6	8 CHRISTEN Charles	Rossel Competition	NOWA KART / / BRIDGESTONE	15	4 Tours	2 Tours	50.820	
19	▼17	3 COSTET Enzo	Sg Driver	CRG BY KCM / / BRIDGESTONE	12	7 Tours	3 Tours	51.337	
20	▼4	66 SORET Rayhan	Team Slr	ZANARDI / / BRIDGESTONE	11	8 Tours	1 Tour	53.401	
21	▼15	61 SIONVILLE Timothy	Ckm	SODI / / BRIDGESTONE	0	19 Tours	11 Tours		
22	▼18	62 TANIC Craig	Mgt Distribution	BIREL / / BRIDGESTONE	12	7 Tours	10:17.392	51.118	+3p
23	▼9	14 FUSIL Tonin	Sologne Sport Tech	BIREL / / BRIDGESTONE	19	38.107	6:24.880	51.602	+7p

N°13 MONTANDRAUD Killian : Défaut de maîtrise (Art. 19 du RSN 2015). Suivant la décision sportive N°64.

N°62 TANIC Craig : Défaut de maîtrise (Art. 19 du RSN 2015). Suivant la décision sportive N°59.

N°14 FUSIL Tonin : Défaut de maîtrise (Art. 19 du RSN 2015). Suivant la décision sportive N°58.

Tête de course : N°26 DAVID Hadrien (1-19)

Départ : 19/07 - 11:36:21

Meilleur tour : N°26 DAVID Hadrien 50.613 73,75 Km/h

Météo : Légèrement nuageux Air : 21°C Piste : Sèche

Record de l'épreuve : N°26 DAVID Hadrien 50.272 74,26 Km/h

St Amand (FRA) 16-19/07/2015

Page 1 / 1

3MK Events

Apex Timing





DOCUMENT N° 64

DÉCISION DES COMMISSAIRES SPORTIFS
STEWARDS' DECISION

PÉNALITÉ INFLIGÉE AU CONCURRENT (NOM) : **Drt / Oks**
 PENALTY INFLICTED UPON THE ENTRANT (NAME):

NUMERO DE LICENCE / LICENSE NUMBER : **110678E1**

N° : **13**
 No.:

PILOTE : **MONTANDRAUD Killian**
 DRIVER:

Concerne la partie de l'Épreuve : **Minime - Préfinale**
 Concerns the part of the event:

ÉNONCÉ / STATEMENT:

Pénalité de 3 places de la manche concernée

MOTIF / REASON:

Défaut de maîtrise (Article 19 du RSN 2015)

* Le soussigné reconnaît avoir reçu copie de la présente notification et avoir été informé des voies de recours : DROIT D'APPEL, Réglementation ASN et des conséquences qui en découlent (juridiques et financières).
 Le concurrent doit déclarer, par écrit, dans l'heure qui suit la notification ou la publication de la décision, au Directeur de Course ou à un Commissaire Sportif, son intention de faire appel. Il doit joindre impérativement à cette déclaration d'appel une caution d'appel de : 3300 € (appel national FFSA 2014).
 Il doit confirmer intention en envoyant sa lettre à l'ASN dans les formes et délais prévus par les règlements applicables.

Décision annoncée
Decision announced

Date / Date: **19/07/2015**

Heure / Time: **13:15**

Nom / Name

Signature

Président du Collège / *Chairman of the Panel:*

Patrick Vizatelle (FRA) :

Membres du Collège / *Members of the Panel:*

Nathalie Letniowska (FRA) :

Jean-Marc Jardin (FRA) :

NOTIFICATION AU CONCURRENT CONCERNÉ / NOTIFICATION TO THE RELEVANT ENTRANT

Je soussigné :
I undersigned: Nom personnel / *personal name*

Représentant du Concurrent : **Drt / Oks**
Representing the Entrant: Nom du Concurrent / *Entrant's name*

Certifie avoir reçu notification du document N° **64** des Commissaires Sportifs de l'Épreuve.
Certify that I have been notified of document No. by the Stewards of the Meeting.

Date : Heure / Time: Signature :



DOCUMENT N° **59**

DÉCISION DES COMMISSAIRES SPORTIFS
STEWARDS' DECISION

PÉNALITÉ INFLIGÉE AU CONCURRENT (NOM) : **Mgt Distribution**
PENALTY INFLICTED UPON THE ENTRANT (NAME):

NUMERO DE LICENCE / LICENSE NUMBER : **86691E1**

N° : **62**
No.:

PILOTE : **TANIC Craig**
DRIVER:

Concerne la partie de l'Épreuve : **Minime - Préfinale**
Concerns the part of the event:

ÉNONCÉ / STATEMENT:

Pénalité de 3 places de la manche concernée

MOTIF / REASON:

Défaut de maîtrise (Article 19 du RSN 2015)

* Le soussigné reconnaît avoir reçu copie de la présente notification et avoir été informé des voies de recours : DROIT D'APPEL, Réglementation ASN et des conséquences qui en découlent (juridiques et financières).
Le concurrent doit déclarer, par écrit, dans l'heure qui suit la notification ou la publication de la décision, au Directeur de Course ou à un Commissaire Sportif, son intention de faire appel. Il doit joindre impérativement à cette déclaration d'appel une caution d'appel de : 3300 € (appel national FFSA 2014).
Il doit confirmer intention en envoyant sa lettre à l'ASN dans les formes et délais prévus par les règlements applicables.

Décision annoncée
Decision announced

Date / Date: **19/07/2015**

Heure / Time: **13:06**

Nom / Name

Signature

Président du Collège / *Chairman of the Panel:*

Patrick Vizatelle (FRA) :

Membres du Collège / *Members of the Panel:*

Nathalie Letniowska (FRA) :

Jean-Marc Jardin (FRA) :

NOTIFICATION AU CONCURRENT CONCERNÉ / NOTIFICATION TO THE RELEVANT ENTRANT

Je soussigné :
I undersigned: Nom personnel / *personal name*

Représentant du Concurrent : **Mgt Distribution**
Representing the Entrant: Nom du Concurrent / *Entrant's name*

Certifie avoir reçu notification du document N° **59** des Commissaires Sportifs de l'Épreuve.
Certify that I have been notified of document No. by the Stewards of the Meeting.

Date :

Heure / Time:

Signature :



DOCUMENT N° **58**

DÉCISION DES COMMISSAIRES SPORTIFS
STEWARDS' DECISION

PÉNALITÉ INFLIGÉE AU CONCURRENT (NOM) : **Sologne Sport Tech**
PENALTY INFLICTED UPON THE ENTRANT (NAME):

NUMERO DE LICENCE / LICENSE NUMBER : **120279E1**

N° : **14**
No.:

PILOTE : **FUSIL Tonin**
DRIVER:

Concerne la partie de l'Épreuve : **Minime - Préfinale**
Concerns the part of the event:

ÉNONCÉ / STATEMENT:

Pénalité de 7 places de la manche concernée

MOTIF / REASON:

Défaut de maîtrise sur le pilote 13 (Article 19 du RSN 2015)

* Le soussigné reconnaît avoir reçu copie de la présente notification et avoir été informé des voies de recours : DROIT D'APPEL, Réglementation ASN et des conséquences qui en découlent (juridiques et financières).
Le concurrent doit déclarer, par écrit, dans l'heure qui suit la notification ou la publication de la décision, au Directeur de Course ou à un Commissaire Sportif, son intention de faire appel. Il doit joindre impérativement à cette déclaration d'appel une caution d'appel de : 3300 € (appel national FFSA 2014).
Il doit confirmer intention en envoyant sa lettre à l'ASN dans les formes et délais prévus par les règlements applicables.

Décision annoncée
Decision announced

Date / Date: **19/07/2015**

Heure / Time: **12:58**

Nom / Name

Signature

Président du Collège / *Chairman of the Panel:*

Patrick Vizatelle (FRA) :

Membres du Collège / *Members of the Panel:*

Nathalie Letniowska (FRA) :

Jean-Marc Jardin (FRA) :

NOTIFICATION AU CONCURRENT CONCERNÉ / NOTIFICATION TO THE RELEVANT ENTRANT

Je soussigné :
I undersigned: Nom personnel / *personal name*


Représentant du Concurrent : **Sologne Sport Tech**
Representing the Entrant: Nom du Concurrent / *Entrant's name*

Certifie avoir reçu notification du document N° **58** des Commissaires Sportifs de l'Épreuve.
Certify that I have been notified of document No. by the Stewards of the Meeting.

Date :

Heure / Time:

Signature :



Minime

Préfinale (PF)

Tableau des tours

Pour information, sans valeur officielle

	1	2	3	4	5	6	7	8	9	10	11	12	13	14	15	16	17	18	19	20	21	22	23
Grille	26	3	44	62	99	61	16	22	10	8	23	14	13	66	30	12	42	77	18	17	11	11	
Départ																							
Tour 1 Intervalle	26 0.8	3 0.9	44 0.3	16 0.7	22 0.3	7 0.3	62 0.3	8 0.3	99 0.3	2 0.2	14 0.9	30 0.2	23 0.1	12 0.1	13 0.6	11 0.2	18 0.1	66 0.1	77 1.3	10 0.1	17 1.2	42 4.0	
Tour 2	26 1.5	3 0.6	44 0.2	16 1.1	7 0.1	62 0.3	8 0.3	22 0.4	2 0.9	99 0.6	14 0.5	30 0.2	12 0.2	23 0.2	13 0.2	11 0.3	18 0.2	66 0.5	10 0.4	77 1.3	17 0.8	42 3.3	
Tour 3	26 2.1	3 0.4	44 0.3	16 0.9	7 0.1	62 1.5	8 0.7	22 0.1	2 0.4	99 0.7	14 0.4	30 0.4	12 0.6	13 0.5	23 0.8	18 0.0	11 0.3	10 0.1	66 0.2	17 1.7	77 0.9	42 1.9	
Tour 4	26 2.7	3 0.2	44 0.3	16 0.9	7 0.1	62 1.2	8 1.0	22 0.4	2 0.3	99 1.3	14 0.1	30 0.7	12 0.6	13 1.3	23 0.1	10 0.5	18 0.8	11 0.4	66 0.3	17 1.3	77 1.1	42 1.1	
Tour 5	26 3.1	3 0.2	44 0.1	16 0.9	7 0.1	62 1.3	8 0.8	22 0.9	2 0.2	99 2.6	14 0.2	30 0.3	12 0.2	13 1.2	23 0.3	10 0.6	18 1.5	11 0.1	17 1.4	66 0.5	77 0.2	42 0.2	
Tour 6	26 3.6	3 0.2	16 0.3	44 0.5	7 0.1	62 1.3	8 0.7	99 1.7	22 0.3	30 2.6	14 0.3	13 0.9	10 0.8	23 0.4	12 0.0	18 0.1	17 2.1	11 0.4	42 2.1	66 0.5	77 0.2	42 0.2	
Tour 7	26 4.2	16 0.1	3 0.3	44 0.6	7 0.1	62 1.2	8 0.5	99 2.3	22 0.3	30 3.3	14 0.2	10 1.5	13 0.4	23 0.2	12 0.2	18 0.2	17 1.9	11 1.1	42 1.2	66 2.7	77 0.3	42 0.3	
Tour 8	26 5.0	16 0.2	3 0.3	7 0.2	44 0.3	62 0.5	8 0.3	99 2.7	22 0.3	30 4.1	14 0.4	10 0.3	13 0.8	23 0.2	12 0.4	18 0.5	17 1.5	11 1.8	42 0.2	66 4.6	77 1.4	42 1.4	
Tour 9	26 5.7	16 0.4	3 0.1	7 0.1	44 0.1	62 1.0	8 0.3	99 2.6	22 0.2	30 4.5	10 0.2	14 0.5	23 1.3	12 0.5	13 0.2	18 0.6	17 0.9	11 2.0	42 0.6	66 4.6	77 3.8	42 3.8	
Tour 10	26 6.1	16 0.6	3 0.2	7 0.1	44 0.2	62 0.2	8 0.8	99 2.7	22 0.5	10 4.8	30 0.3	14 0.4	23 0.9	12 0.7	13 0.3	18 0.6	17 0.7	11 1.9	42 1.8	66 5.0	77 5.8	42 5.8	
Tour 11	26 6.9	16 0.6	7 0.3	44 0.3	8 0.1	62 0.2	3 0.3	2 0.3	99 3.2	22 0.3	10 4.7	30 0.8	14 0.4	23 0.5	12 1.0	13 0.5	18 0.4	17 0.4	11 1.9	42 2.7	66 5.4	77 8.0	
Tour 12	26 7.4	16 0.4	7 0.2	44 0.7	62 0.1	8 0.3	3 0.4	2 0.4	99 3.0	22 0.8	10 4.4	30 1.1	14 0.2	23 0.8	12 1.0	13 1.0	18 0.1	17 0.1	11 1.8	42 4.3	66 4.8	77 4.8	
Tour 13	26 8.0	16 0.3	7 0.1	44 2.4	2 2.7	99 0.7	22 4.5	10 1.1	30 0.4	14 1.0	23 0.7	12 1.3	13 0.9	18 0.2	17 0.8	42 5.4	11 5.9	77 4.5	8 4.5				
Tour 14	26 8.8	16 0.1	7 0.2	44 2.1	2 3.1	99 0.6	22 4.3	10 1.5	30 0.5	14 0.7	23 1.4	12 0.8	13 0.9	18 0.3	17 0.6	42 6.5	11 6.2	77 3.3	8 3.3				





Minime

Préfinale (PF)

Pour information, sans valeur officielle

Tableau des tours

Tour 15	26	16 9.3	7 0.3	44 0.1	2 1.7	99 3.7	22 0.5	10 4.1	30 2.2	14 0.4	23 0.4	12 1.4	13 1.0	18 0.7	17 0.0	42 0.5	11 7.8	77 6.3	X 1.5			
Tour 16	26	16 9.5	7 0.2	44 0.1	2 1.8	99 3.9	22 0.6	10 4.1	30 2.7	14 0.6	23 0.2	12 1.3	13 1.0	17 0.5	18 1.1	42 0.2	11 8.4	77 1:22				
Tour 17	26	16 10.1	7 0.1	44 0.1	2 1.9	99 4.0	22 0.7	10 4.0	30 3.0	14 1.7	23 0.1	12 0.3	13 1.0	17 0.4	18 1.2	42 0.3	11 9.3	X 1:22				
Tour 18	26	44 11.3	7 0.1	16 0.3	2 0.9	99 4.5	22 0.7	10 3.6	30 3.8	23 2.2	12 0.1	13 0.8	17 0.1	14 0.4	42 1.1	18 0.7	11 10.0					
Tour 19	26	7 11.9	44 0.1	16 0.2	2 0.7	99 4.8	22 0.8	10 3.6	30 4.4	23 2.0	12 0.2	17 1.1	13 1.0	42 0.2	18 1.5	14 5.1	11 5.9					



Minime

Préfinale (PF)

Analyse des tours

Pour information, sans valeur officielle

Tours Secteur 1 Secteur 2 Secteur 3 mps au tour

N°2 JOULIE Enzo

1	21.374	20.172	14.425	55.971
2	18.630	19.337	14.090	52.057
3	18.628	19.232	14.028	51.888
4	18.334	19.056	13.927	51.317
5	18.379	19.121	13.944	51.444
6	18.415	18.970	13.877	51.262
7	18.279	19.118	13.948	51.345
8	18.244	18.939	13.996	51.179
9	18.332	19.521	14.108	51.961
10	18.305	19.021	14.018	51.344
11	18.211	18.961	13.988	51.160
12	18.479	19.285	13.876	51.640
13	18.238	19.531	14.111	51.880
14	18.310	19.100	13.847	51.257
15	18.060	19.062	13.876	50.998
16	18.285	18.987	13.956	51.228
17	18.304	19.004	13.913	51.221
18	18.272	19.056	13.920	51.248
19	18.292	18.931	13.832	51.055

N°3 COSTET Enzo

1	19.422	19.462	14.191	53.075
2	18.695	19.427	14.225	52.347
3	18.542	19.327	14.037	51.906
4	18.544	19.261	13.997	51.802
5	18.457	19.194	13.867	51.518
6	18.416	19.153	13.908	51.477
7	18.333	19.489	13.842	51.664
8	18.961	19.140	13.890	51.991
9	18.338	19.074	14.182	51.594
10	18.384	19.129	13.824	51.337
11	18.745	19.904	14.037	52.686
12	18.587	19.187	13.798	51.572

Tours Secteur 1 Secteur 2 Secteur 3 mps au tour

N°7 MEGUETOUNIF Sami

1	20.803	19.741	14.037	54.581
2	18.525	19.427	13.997	51.949
3	18.383	19.242	13.945	51.570
4	18.387	19.215	13.994	51.596
5	18.420	19.062	13.957	51.439
6	18.294	19.050	13.873	51.217
7	18.504	19.081	13.822	51.407
8	18.377	19.237	13.799	51.413
9	18.209	19.026	14.193	51.428
10	18.454	19.012	13.974	51.440
11	18.304	19.235	13.799	51.338
12	18.225	19.099	13.786	51.110
13	18.142	18.888	14.158	51.188
14	18.144	19.330	14.026	51.500
15	18.460	19.080	13.979	51.519
16	18.139	18.967	13.940	51.046
17	18.240	19.113	13.828	51.181
18	18.835	19.329	13.923	52.087
19	18.181	19.071	13.966	51.218

N°8 CHRISTEN Charles

1	21.085	20.005	14.128	55.218
2	18.507	19.306	13.983	51.796
3	20.430	19.218	14.010	53.658
4	18.328	19.191	13.956	51.475
5	18.322	19.028	13.845	51.195
6	18.245	19.013	13.978	51.236
7	18.233	18.981	13.852	51.066
8	18.143	18.920	13.963	51.026
9	18.190	19.179	13.890	51.259
10	17.960	18.985	13.875	50.820
11	18.290	19.019	14.003	51.312
12	18.787	19.013	13.750	51.550

Tours Secteur 1 Secteur 2 Secteur 3 mps au tour

13	18.165	49.920	15.289	1:23.374
14	18.628	19.076	14.053	51.757
15	18.013	19.138	13.920	51.071

N°10 CABIROU Loris

1	25.406	19.865	14.342	59.613
2	18.871	19.404	14.119	52.394
3	18.966	19.366	14.398	52.730
4	18.807	19.507	14.082	52.396
5	18.636	19.616	13.931	52.183
6	18.404	19.157	14.422	51.983
7	18.532	19.274	14.011	51.817
8	18.365	19.101	13.883	51.349
9	18.333	19.087	13.849	51.269
10	18.536	19.392	13.890	51.818
11	18.252	19.177	13.957	51.386
12	18.383	19.195	13.922	51.500
13	18.347	19.190	14.056	51.593
14	18.309	19.199	13.919	51.427
15	18.249	19.120	13.914	51.283
16	18.342	19.154	14.025	51.521
17	18.178	19.218	13.991	51.387
18	18.242	19.215	13.845	51.302
19	18.210	19.226	13.958	51.394

N°11 TREILLARD DE QUINEMO Guillaume

1	21.845	20.277	14.588	56.710
2	18.940	19.761	14.329	53.030
3	18.913	20.060	14.735	53.708
4	19.568	19.997	14.361	53.926
5	19.023	19.841	14.152	53.016
6	18.941	19.885	14.230	53.056
7	18.858	19.755	14.186	52.799
8	18.724	19.692	14.220	52.636
9	18.848	19.729	14.236	52.813





Minime

Préfinale (PF)

Analyse des tours

Pour information, sans valeur officielle

Tours	Secteur 1	Secteur 2	Secteur 3	mps au tour	Tours	Secteur 1	Secteur 2	Secteur 3	mps au tour	Tours	Secteur 1	Secteur 2	Secteur 3	mps au tour
10	18.751	19.674	14.199	52.624	3	18.801	19.573	14.454	52.828	17	18.884	19.900	14.062	52.846
11	18.513	19.770	14.198	52.481	4	18.641	19.364	14.278	52.283	18	20.673	19.550	14.036	54.259
12	19.120	19.953	14.331	53.404	5	18.551	19.379	14.199	52.129	19	18.483	26.730	14.132	59.345
13	18.697	19.923	14.237	52.857	6	18.589	19.293	14.794	52.676	N°16 LEGER Dylan				
14	18.780	19.783	14.191	52.754	7	19.549	19.497	14.075	53.121	1	20.111	19.438	14.228	53.777
15	18.753	19.695	14.235	52.683	8	18.383	19.252	14.128	51.763	2	18.683	19.193	14.055	51.931
16	18.735	19.908	14.332	52.975	9	19.531	19.673	14.021	53.225	3	18.571	19.120	14.063	51.754
17	18.738	19.880	14.238	52.856	10	18.430	19.241	14.093	51.764	4	18.465	19.151	14.021	51.637
18	18.978	19.979	14.288	53.245	11	18.493	19.280	14.247	52.020	5	18.381	19.048	13.948	51.377
19	18.907	20.072	14.303	53.282	12	18.539	19.843	14.101	52.483	6	18.350	19.048	13.853	51.251
N°12 GAZEAU Cesar					13	18.444	19.415	14.108	51.967	7	18.262	19.132	13.945	51.339
1	21.799	19.795	14.825	56.419	14	18.331	19.365	14.046	51.742	8	18.869	19.131	13.810	51.810
2	19.133	19.571	14.320	53.024	15	18.410	19.370	14.107	51.887	9	18.292	19.202	13.892	51.386
3	18.888	19.582	14.291	52.761	16	18.336	19.363	14.160	51.859	10	18.229	19.168	13.829	51.226
4	18.678	19.402	14.070	52.150	17	18.362	19.332	14.022	51.716	11	18.528	19.166	13.894	51.588
5	18.689	19.312	14.529	52.530	18	18.498	19.476	14.110	52.084	12	18.393	19.128	13.802	51.323
6	18.639	19.330	16.339	54.308	19	18.880	20.255	14.035	53.170	13	18.343	19.016	13.872	51.231
7	18.846	19.239	14.175	52.260	N°14 FUSIL Tonin					14	18.218	19.495	13.971	51.684
8	18.616	19.299	14.033	51.948	1	21.654	19.846	14.936	56.436	15	18.400	19.098	13.851	51.349
9	18.964	19.401	13.885	52.250	2	18.814	19.665	14.199	52.678	16	18.211	19.071	13.830	51.112
10	18.459	19.214	14.038	51.711	3	18.663	19.591	14.165	52.419	17	18.243	19.221	13.890	51.354
11	18.626	19.285	13.908	51.819	4	18.611	19.611	14.212	52.434	18	19.264	19.383	13.882	52.529
12	18.578	19.371	13.987	51.936	5	18.852	19.875	14.377	53.104	19	18.382	18.970	13.880	51.232
13	18.579	19.260	13.876	51.715	6	18.638	19.533	14.120	52.291	N°17 CAVAILHES Vincent				
14	18.718	19.417	14.124	52.259	7	18.500	19.542	14.113	52.155	1	25.909	19.521	14.136	59.566
15	18.513	19.316	13.875	51.704	8	18.570	19.820	14.069	52.459	2	18.921	20.192	14.217	53.330
16	18.486	19.423	13.932	51.841	9	18.489	19.675	14.078	52.242	3	18.740	19.574	14.225	52.539
17	18.469	19.261	14.005	51.735	10	18.459	19.458	14.088	52.005	4	18.716	19.286	14.602	52.604
18	18.912	19.353	13.945	52.210	11	18.340	19.465	14.070	51.875	5	18.664	19.542	14.106	52.312
19	18.600	19.217	14.099	51.916	12	18.311	19.284	14.007	51.602	6	19.011	19.494	13.955	52.460
N°13 MONTANDRAUD Killian					13	18.374	19.449	13.960	51.783	7	18.765	19.351	14.000	52.116
1	22.713	19.702	15.174	57.589	14	18.516	19.349	14.083	51.948	8	18.623	19.178	14.057	51.858
2	18.938	19.548	14.404	52.890	15	18.358	19.528	14.111	51.997	9	18.600	19.203	14.166	51.969
					16	18.534	19.565	13.975	52.074					





Minime

Préfinale (PF)

Analyse des tours

Pour information, sans valeur officielle

Tours	Secteur 1	Secteur 2	Secteur 3	mps au tour
10	18.559	19.023	13.963	51.545
11	18.553	19.105	13.925	51.583
12	18.763	19.040	14.117	51.920
13	18.949	19.699	14.109	52.757
14	18.548	19.029	14.276	51.853
15	18.404	19.140	13.908	51.452
16	18.565	19.240	13.784	51.589
17	18.506	19.220	13.949	51.675
18	18.347	19.302	14.118	51.767
19	18.650	19.372	13.975	51.997

N°18 BERNARD Ethan

1	21.888	19.962	15.249	57.099
2	19.115	19.734	14.222	53.071
3	18.997	19.737	14.380	53.114
4	19.490	19.714	14.313	53.517
5	18.569	19.504	14.179	52.252
6	18.406	19.351	14.249	52.006
7	19.074	19.255	14.018	52.347
8	18.702	19.325	14.228	52.255
9	18.655	19.502	14.424	52.581
10	18.504	19.179	14.085	51.768
11	18.344	19.378	14.091	51.813
12	18.545	19.276	14.457	52.278
13	18.874	19.662	14.139	52.675
14	18.384	19.249	14.116	51.749
15	18.386	19.239	14.055	51.680
16	19.012	19.553	14.240	52.805
17	18.361	19.354	14.101	51.816
18	19.114	19.533	14.265	52.912
19	18.760	19.284	14.250	52.294

N°22 BERNIER Victor

1	20.769	19.673	14.101	54.543
2	18.679	20.289	14.230	53.198

Tours	Secteur 1	Secteur 2	Secteur 3	mps au tour
3	19.466	19.507	14.182	53.155
4	18.710	19.242	14.123	52.075
5	18.458	19.247	13.958	51.663
6	19.133	19.248	14.034	52.415
7	18.381	19.205	14.059	51.645
8	18.325	19.158	13.978	51.461
9	18.370	19.183	13.868	51.421
10	18.410	19.212	14.109	51.731
11	18.293	19.137	14.026	51.456
12	18.392	19.359	14.088	51.839
13	18.253	19.260	14.034	51.547
14	18.368	19.223	13.974	51.565
15	18.322	19.209	13.950	51.481
16	18.335	19.277	13.944	51.556
17	18.269	19.206	13.947	51.422
18	18.447	19.170	14.098	51.715
19	18.199	19.229	14.003	51.431

N°23 HAMON Ethan

1	21.305	20.079	15.597	56.981
2	19.450	19.625	14.274	53.349
3	18.868	19.562	15.480	53.910
4	19.164	19.485	14.189	52.838
5	18.472	19.384	14.140	51.996
6	18.450	19.651	14.638	52.739
7	18.635	19.283	14.120	52.038
8	18.511	19.203	14.051	51.765
9	18.910	19.320	13.920	52.150
10	18.360	19.209	13.982	51.551
11	18.381	19.239	13.866	51.486
12	18.491	19.406	14.045	51.942
13	18.581	19.392	14.020	51.993
14	18.315	19.244	14.025	51.584
15	18.437	19.361	13.942	51.740
16	18.342	19.483	14.065	51.890


Tours	Secteur 1	Secteur 2	Secteur 3	mps au tour
17	18.415	19.989	14.359	52.763
18	18.997	19.383	13.995	52.375
19	18.500	19.309	14.063	51.872

N°26 DAVID Hadrien

1	19.004	19.390	13.974	52.368
2	18.448	19.307	13.873	51.628
3	18.319	19.198	13.818	51.335
4	18.233	19.087	13.853	51.173
5	18.239	19.065	13.779	51.083
6	18.230	19.024	13.803	51.057
7	18.114	19.046	13.762	50.922
8	18.179	18.989	13.810	50.978
9	18.088	18.963	13.713	50.764
10	18.081	19.005	13.736	50.822
11	18.123	18.925	13.671	50.719
12	18.205	18.989	13.644	50.838
13	18.028	18.939	13.646	50.613
14	18.058	19.159	13.736	50.953
15	18.123	19.025	13.709	50.857
16	18.156	18.977	13.719	50.852
17	17.988	19.008	13.747	50.743
18	18.111	19.036	13.721	50.868
19	18.022	18.976	13.733	50.731

N°30 ROUX Dorian

1	21.615	19.904	14.956	56.475
2	19.192	19.672	14.173	53.037
3	18.642	19.638	14.070	52.350
4	18.672	19.333	14.077	52.082
5	18.941	19.619	14.144	52.704
6	18.711	19.446	14.053	52.210
7	18.669	19.518	14.097	52.284
8	18.605	19.682	13.980	52.267
9	18.513	19.239	14.067	51.819



Minime

Préfinale (PF)

Analyse des tours

Pour information, sans valeur officielle

Tours	Secteur 1	Secteur 2	Secteur 3	mps au tour	Tours	Secteur 1	Secteur 2	Secteur 3	mps au tour	Tours	Secteur 1	Secteur 2	Secteur 3	mps au tour
10	18.569	19.823	13.990	52.382	3	18.407	19.281	13.998	51.686	3	18.828	19.781	14.792	53.401
11	18.424	19.468	14.017	51.909	4	18.319	19.230	14.096	51.645	4	18.978	19.991	15.016	53.985
12	18.458	19.198	14.117	51.773	5	18.480	19.154	13.885	51.519	5	18.893	20.252	15.040	54.185
13	18.303	19.337	13.937	51.577	6	18.810	19.116	13.866	51.792	6	18.903	20.293	14.929	54.125
14	18.510	19.300	14.087	51.897	7	18.364	19.134	13.888	51.386	7	18.866	20.317	14.920	54.103
15	18.592	19.442	13.976	52.010	8	19.195	19.219	13.828	52.242	8	18.975	20.972	14.951	54.898
16	18.453	19.347	14.152	51.952	9	18.275	19.067	13.997	51.339	9	19.068	20.955	15.034	55.057
17	18.398	19.369	13.977	51.744	10	18.542	18.999	13.945	51.486	10	19.315	20.788	14.963	55.066
18	18.600	19.397	14.077	52.074	11	18.330	19.413	13.788	51.531	11	19.185	20.846	15.052	55.083
19	18.548	19.330	14.122	52.000	12	18.233	18.966	13.767	50.966	N°77 VAISON Ayrtton				
N°42 CHAPON Lucas					13	18.167	19.056	13.905	51.128	1	23.351	20.088	14.993	58.432
1	21.701	19.873	22.642	1:04.216	14	18.280	19.175	14.098	51.553	2	19.472	19.899	14.503	53.874
2	18.825	19.604	14.182	52.611	15	18.393	19.224	13.813	51.430	3	18.933	20.809	14.631	54.373
3	18.607	19.369	14.208	52.184	16	18.315	18.970	13.794	51.079	4	18.795	19.770	14.411	52.976
4	18.495	19.506	14.130	52.131	17	18.359	19.000	13.846	51.205	5	18.770	19.780	14.431	52.981
5	18.435	19.208	14.418	52.061	18	18.551	19.260	13.922	51.733	6	18.952	20.064	14.790	53.806
6	18.919	19.601	14.241	52.761	19	18.608	19.030	13.877	51.515	7	18.973	20.137	15.092	54.202
7	18.339	19.370	14.217	51.926	N°62 TANIC Craig					8	18.821	20.014	14.323	53.158
8	18.503	19.109	13.976	51.588	1	21.717	20.015	14.021	55.753	9	18.586	19.724	14.282	52.592
9	18.449	19.291	14.173	51.913	2	18.522	19.183	14.089	51.794	10	18.996	19.609	14.456	53.061
10	18.315	19.167	14.015	51.497	3	18.491	19.089	13.936	51.516	11	18.827	19.770	14.276	52.873
11	18.297	19.135	14.134	51.566	4	18.444	19.224	13.949	51.617	12	18.790	19.490	14.545	52.825
12	18.486	19.301	14.031	51.818	5	18.489	19.015	13.875	51.379	13	18.855	20.319	14.752	53.926
13	18.547	19.225	13.967	51.739	6	18.431	18.948	13.855	51.234	14	18.698	19.770	14.522	52.990
14	18.473	19.121	14.002	51.596	7	18.571	19.041	13.852	51.464	15	18.782	19.750	14.339	52.871
15	18.332	19.115	13.974	51.421	8	18.423	19.548	13.851	51.822	16	18.767	1:35.231	14.808	2:08.806
16	18.514	19.531	14.303	52.348	9	18.184	18.926	14.008	51.118	17	19.160	19.455	14.639	53.254
17	18.441	19.211	14.305	51.957	10	18.549	19.101	13.988	51.638	N°99 MASSON Esteban				
18	18.444	19.391	13.981	51.816	11	18.322	19.368	14.007	51.697	1	21.824	20.049	14.380	56.253
19	18.318	19.274	13.951	51.543	12	18.409	19.011	13.822	51.242	2	19.516	19.580	14.172	53.268
N°44 AUGEREAU Daniel-Scott					N°66 SORET Rayhan					3	18.683	19.441	14.194	52.318
1	20.288	19.510	14.114	53.912	1	22.807	19.739	15.167	57.713	4	18.379	19.243	14.172	51.794
2	18.614	19.418	14.006	52.038	2	19.246	19.672	14.485	53.403	5	18.388	19.169	14.001	51.558



Minime

Préfinale (PF)

Analyse des tours

Pour information, sans valeur officielle

Tours	Secteur 1	Secteur 2	Secteur 3	mps au tour
6	18.578	19.268	14.020	51.866
7	18.358	19.316	13.944	51.618
8	18.249	19.168	14.010	51.427
9	18.347	19.245	13.954	51.546
10	18.301	19.181	13.941	51.423
11	18.455	19.248	13.993	51.696
12	18.302	19.153	13.911	51.366
13	18.305	19.390	13.943	51.638
14	18.358	19.295	13.948	51.601
15	18.361	19.271	13.956	51.588
16	18.239	19.279	13.909	51.427
17	18.204	19.235	13.910	51.349
18	18.239	19.270	14.235	51.744
19	18.195	19.209	13.937	51.341



Minime

Préfinale (PF)

Document 14.1

Grille de départ

Sous réserve du contrôle technique ou d'incidents d'ordre sportif

		12	11	TREILLARD DE QUINEMO Guillaume SODI / / BRIDGESTONE
17	CAVAILHES Vincent ZANARDI / / BRIDGESTONE	11	18	BERNARD Ethan BIREL / / BRIDGESTONE
77	VAISON Ayrtton CRG BY KCM / / BRIDGESTONE	10	42	CHAPON Lucas CRG BY KCM / / BRIDGESTONE
12	GAZEAU Cesar CRG BY KCM / / BRIDGESTONE	9	30	ROUX Dorian ALPHA KARTING / / BRIDGESTONE
66	SORET Rayhan ZANARDI / / BRIDGESTONE	8	13	MONTANDRAUD Killian CRG BY KCM / / BRIDGESTONE
14	FUSIL Tonin BIREL / / BRIDGESTONE	7	23	HAMON Ethan CRG BY KCM / / BRIDGESTONE
8	CHRISTEN Charles NOWA KART / / BRIDGESTONE	6	7	MEGUETOUNIF Sami CRG BY KCM / / BRIDGESTONE
2	JOULIE Enzo ZANARDI / / BRIDGESTONE	5	10	CABIROU Loris EXPRIT / / BRIDGESTONE
22	BERNIER Victor SODI / / BRIDGESTONE	4	16	LEGER Dylan TONY KART / / BRIDGESTONE
61	SIONVILLE Timothy SODI / / BRIDGESTONE	3	99	MASSON Esteban SODI / / BRIDGESTONE
62	TANIC Craig BIREL / / BRIDGESTONE	2	44	AUGEREAU Daniel-Scott TONY KART / / BRIDGESTONE
3	COSTET Enzo CRG BY KCM / / BRIDGESTONE	1	26	DAVID Hadrien ZANARDI / / BRIDGESTONE

POLE POSITION



Départ : 19/07 - 11:35 19 Tours = 19,703 Km

St Amand (FRA) 16-19/07/2015

Page 1 / 1

3MK Events

Apex Timing





Minime

Manches Qualificatives (QH)

Document 13 OFFICIEL

Résultats

Sous réserve du contrôle technique ou d'incidents d'ordre sportif

Cl	N°	Pilote	Concurrent	QP1	M1	M2	M3	Points
1	26	DAVID Hadrien	Cbk	1	0	0	0	0
2	3	COSTET Enzo	Sg Driver	2	2	3	2	7
3	44	AUGEREAU Daniel-Scott	Cedric Sport	3	5	5	6	16
4	62	TANIC Craig	Mgt Distribution	5	20	2	3	25
5	99	MASSON Esteban	Kartam Racing	8	6	8	11	25
6	61	SIONVILLE Timothy	Ckm	15	8	7	10	25
7	16	LEGER Dylan	Cedric Sport	17	7	9	9	25
8	22	BERNIER Victor	Mega Games Extrême Limite	12	9	12	7	28
9	10	CABIROU Loris	Karting Plus / Suau Racing	9	11	6	12	29
10	2	JOULIE Enzo	Rk Competition	13	12	14	8	34
11	7	MEGUETOUNIF Sami	Kart In Pro Competition	6	26	4	5	35
12	8	CHRISTEN Charles	Rossel Competition	7	8	26	4	38
13	23	HAMON Ethan	Hrt	10	21	10	13	44
14	11	TREILLARD DE QUINEMO Guillaume	Technikart	22	13	11	20	44
15	14	FUSIL Tonin	Sologne Sport Tech	21	17	13	15	45
16	13	MONTANDRAUD Killian	Drt / Oks	20	14	17	17	48
17	66	SORET Rayhan	Team Slr	4	4	22	23	49
18	30	ROUX Dorian	Dr Compétition	14	16	18	16	50
19	12	GAZEAU Cesar	Lmc	16	15	21	14	50
20	42	CHAPON Lucas	Pks	11	10	20	22	52
21	77	VAISON Ayrton		23	19	16	19	54
22	18	BERNARD Ethan	Abc Junior Team	18	18	19	18	55
23	17	CAVAILHES Vincent	Team Rossel Compétition	19	22	15	21	58



Minime

Manche Qualificative 3 (M3)

Document 12 OFFICIEL

Résultats

Sous réserve du contrôle technique ou d'incidents d'ordre sportif

Clt	N°	Pilote	Concurrent	Equipement	Tours	Ecart	Interv.	Meilleur tour
1	=	26 DAVID Hadrien	Cbk	ZANARDI / / BRIDGESTONE	9			50.272
2	=	3 COSTET Enzo	Sg Driver	CRG BY KCM / / BRIDGESTONE	9	5.340	5.340	50.784
3	▲2	62 TANIC Craig	Mgt Distribution	BIREL / / BRIDGESTONE	9	5.549	0.209	50.719
4	▲3	8 CHRISTEN Charles	Rossel Competition	NOWA KART / / BRIDGESTONE	9	6.945	1.396	50.914
5	▲1	7 MEGUETOUNIF Sami	Kart In Pro Competition	CRG BY KCM / / BRIDGESTONE	9	8.587	1.642	51.083
6	▼3	44 AUGEREAU Daniel-Scott	Cedric Sport	TONY KART / / BRIDGESTONE	9	9.451	0.864	50.978
7	▲5	22 BERNIER Victor	Mega Games Extrême Limite	SODI / / BRIDGESTONE	9	10.295	0.844	50.988
8	▲5	2 JOULIE Enzo	Rk Competition	ZANARDI / / BRIDGESTONE	9	11.669	1.374	50.897
9	▲8	16 LEGER Dylan	Cedric Sport	TONY KART / / BRIDGESTONE	9	12.030	0.361	50.887
10	▲5	61 SIONVILLE Timothy	Ckm	SODI / / BRIDGESTONE	9	13.861	1.831	51.255
11	▼3	99 MASSON Esteban	Kartam Racing	SODI / / BRIDGESTONE	9	15.531	1.670	51.690
12	▼3	10 CABIROU Loris	Karting Plus / Suau Racing	EXPRIT / / BRIDGESTONE	9	16.064	0.533	51.220
13	▼3	23 HAMON Ethan	Hrt	CRG BY KCM / / BRIDGESTONE	9	16.158	0.094	51.191
14	▲2	12 GAZEAU Cesar	Lmc	CRG BY KCM / / BRIDGESTONE	9	16.321	0.163	51.553
15	▲6	14 FUSIL Tonin	Sologne Sport Tech	BIREL / / BRIDGESTONE	9	17.747	1.426	51.793
16	▼2	30 ROUX Dorian	Dr Compétition	ALPHA KARTING / / BRIDGESTONE	9	19.336	1.589	51.546
17	▲3	13 MONTANDRAUD Killian	Drt / Oks	CRG BY KCM / / BRIDGESTONE	9	19.975	0.639	51.465
18	=	18 BERNARD Ethan	Abc Junior Team	BIREL / / BRIDGESTONE	9	20.679	0.704	51.550
19	▲4	77 VAISON Ayrton		CRG BY KCM / / BRIDGESTONE	9	25.244	4.565	52.192
20	▲2	11 TREILLARD DE QUINEMO Gui	Technikart	SODI / / BRIDGESTONE	9	29.775	4.531	52.013
21	▼2	17 CAVAILHES Vincent	Team Rossel Compétition	ZANARDI / / BRIDGESTONE	6	3 Tours	3 Tours	51.300
22	▼11	42 CHAPON Lucas	Pks	CRG BY KCM / / BRIDGESTONE	4	5 Tours	2 Tours	51.951
23	▼19	66 SORET Rayhan	Team Slr	ZANARDI / / BRIDGESTONE	0	9 Tours	4 Tours	

Tête de course : N°26 DAVID Hadrien (1-9)

Départ : 18/07 - 17:02:14

Meilleur tour : N°26 DAVID Hadrien 50.272 74,26 Km/h

Météo : Légèrement nuageux Air : 28°C Piste : Sèche

Ancien record de l'épreuve : N°26 DAVID Hadrien 50.385 74,09 Km/h


St Amand (FRA) 16-19/07/2015

Page 1 / 1

3MK Events

Apex Timing





Minime

Manche Qualificative 3 (M3)

Pour information, sans valeur officielle

Tableau des tours

	1	2	3	4	5	6	7	8	9	10	11	12	13	14	15	16	17	18	19	20	21	22	23
Grille	26	3	44	66	62	7	8	99	10	23	42	22	2	30	61	12	16	18	17	13	14	11	77
Départ																							
Tour 1 Intervalle	26	3 0.7	62 0.4	8 0.6	7 0.5	44 0.2	99 0.2	22 0.3	10 0.2	61 0.1	2 0.2	23 0.3	12 0.2	14 0.2	16 0.2	17 0.3	18 0.4	11 0.2	42 0.0	30 0.2	77 0.3	13 0.7	
Tour 2	26	3 1.3	62 0.5	8 0.6	7 0.7	44 0.5	99 0.2	22 0.2	10 0.1	61 0.4	2 0.2	23 0.3	16 0.4	12 0.4	17 0.1	14 0.3	11 1.8	30 0.0	42 0.2	18 0.2	13 0.5	77 0.6	
Tour 3	26	3 2.0	62 0.4	8 0.6	7 0.8	44 0.7	99 0.4	10 0.2	22 0.3	2 0.4	61 0.2	16 0.2	23 0.2	12 0.8	17 0.3	14 0.5	30 1.9	42 0.5	11 0.3	18 0.1	13 0.3	77 0.8	
Tour 4	26	3 2.5	62 0.2	8 0.9	7 0.9	44 0.9	10 0.5	22 0.3	99 0.2	2 0.1	16 0.2	61 0.1	23 0.6	17 0.9	12 0.2	14 0.6	30 2.1	42 0.3	11 0.3	18 0.2	13 0.3	77 1.2	
Tour 5	26	3 2.9	62 0.2	8 1.1	7 0.8	44 1.0	10 0.5	22 0.3	99 0.8	2 0.1	16 0.6	61 0.0	23 0.2	17 0.7	12 0.8	14 0.8	30 2.1	13 1.1	18 0.4	77 1.8	11 5.6		
Tour 6	26	3 3.8	62 0.2	8 0.9	7 0.9	44 0.8	22 0.9	10 0.7	2 0.6	99 0.3	16 0.4	61 0.2	23 0.2	17 0.1	12 1.4	14 0.7	30 2.1	13 1.0	18 0.4	77 2.6	11 5.4		
Tour 7	26	3 4.3	62 0.2	8 1.0	7 1.1	44 1.0	22 0.8	10 1.4	2 0.0	16 0.4	99 0.5	61 0.0	23 0.1	12 1.9	14 1.3	30 1.8	13 0.9	18 0.6	77 3.0	11 5.0			
Tour 8	26	3 4.8	62 0.2	8 1.2	7 1.4	44 0.9	22 0.6	2 1.7	16 0.3	61 1.4	10 0.4	99 0.4	23 0.3	12 0.6	14 1.5	30 1.8	13 0.7	18 0.6	77 3.9	11 4.7			
Tour 9	26	3 5.3	62 0.2	8 1.3	7 1.6	44 0.8	22 0.8	2 1.3	16 0.3	61 1.8	99 1.6	10 0.5	23 0.0	12 0.1	14 1.4	30 1.5	13 0.6	18 0.7	77 4.5	11 4.5			



Minime

Manche Qualificative 3 (M3)

Analyse des tours

Pour information, sans valeur officielle

Tours	Secteur 1	Secteur 2	Secteur 3	mps au tour	Tours	Secteur 1	Secteur 2	Secteur 3	mps au tour	Tours	Secteur 1	Secteur 2	Secteur 3	mps au tour
N°2 JOULIE Enzo					3	18.321	19.004	13.873	51.198	6	18.603	19.332	14.018	51.953
1	20.871	19.740	14.094	54.705	4	18.201	19.147	13.918	51.266	7	18.344	19.324	13.885	51.553
2	18.670	19.405	14.022	52.097	5	18.244	18.980	13.961	51.185	8	18.423	19.271	13.927	51.621
3	18.451	19.326	13.914	51.691	6	18.230	18.982	13.888	51.100	9	18.411	19.294	14.239	51.944
4	18.282	19.091	13.999	51.372	7	18.203	18.926	13.812	50.941	N°13 MONTANDRAUD Killian				
5	18.438	19.341	13.865	51.644	8	18.243	18.924	13.747	50.914	1	23.501	19.741	14.318	57.560
6	18.463	19.259	13.810	51.532	9	18.118	18.943	13.881	50.942	2	19.076	19.819	14.368	53.263
7	18.171	19.251	13.950	51.372	N°10 CABIROU Loris					3	18.715	19.639	14.302	52.656
8	18.317	19.037	13.803	51.157	1	20.729	19.853	14.127	54.709	4	18.626	19.464	14.031	52.121
9	18.045	19.006	13.846	50.897	2	18.588	19.244	13.946	51.778	5	18.401	19.432	14.033	51.866
N°3 COSTET Enzo					3	18.681	19.082	13.828	51.591	6	18.441	19.286	13.950	51.677
1	19.145	19.356	14.014	52.515	4	18.352	19.123	13.877	51.352	7	18.433	19.352	14.001	51.786
2	18.374	19.185	13.931	51.490	5	18.279	19.042	13.899	51.220	8	18.264	19.300	14.015	51.579
3	18.265	19.143	13.872	51.280	6	18.648	19.366	14.094	52.108	9	18.292	19.296	13.877	51.465
4	18.211	19.121	13.765	51.097	7	18.411	19.422	14.140	51.973	N°14 FUSIL Tonin				
5	18.157	19.064	13.762	50.983	8	19.258	19.514	14.630	53.402	1	20.945	19.860	14.190	54.995
6	18.246	19.291	13.760	51.297	9	18.649	19.725	14.742	53.116	2	18.940	19.940	14.209	53.089
7	18.119	18.984	13.689	50.792	N°11 TREILLARD DE QUINEMO Guillaume					3	18.598	19.581	14.111	52.290
8	18.069	18.968	13.747	50.784	1	21.983	19.721	14.438	56.142	4	18.530	19.365	14.036	51.931
9	18.050	19.040	13.751	50.841	2	19.245	20.013	14.324	53.582	5	18.568	19.423	14.066	52.057
N°7 MEGUETOUNIF Sami					3	19.277	19.777	14.222	53.276	6	18.349	19.416	14.102	51.867
1	20.167	19.492	14.150	53.809	4	18.617	19.297	14.102	52.016	7	18.579	19.514	14.013	52.106
2	18.455	19.198	14.079	51.732	5	27.067	19.384	14.055	1:00.506	8	18.360	19.460	14.032	51.852
3	18.219	19.132	13.982	51.333	6	18.539	19.485	14.144	52.168	9	18.339	19.443	14.011	51.793
4	18.303	19.128	13.870	51.301	7	18.563	19.367	14.132	52.062	N°16 LEGER Dylan				
5	18.212	19.064	13.807	51.083	8	18.589	19.434	14.008	52.031	1	21.265	20.002	14.132	55.399
6	18.337	19.018	13.891	51.246	9	18.585	19.388	14.040	52.013	2	18.664	19.316	13.873	51.853
7	18.233	18.991	13.907	51.131	N°12 GAZEAU Cesar					3	18.316	19.087	13.901	51.304
8	18.365	19.003	13.890	51.258	1	20.884	19.742	14.284	54.910	4	18.316	19.019	13.831	51.166
9	18.134	19.060	13.899	51.093	2	19.066	19.719	14.050	52.835	5	18.283	19.636	14.109	52.028
N°8 CHRISTEN Charles					3	18.466	19.255	14.191	51.912	6	18.592	19.367	13.789	51.748
1	19.914	19.267	14.064	53.245	4	18.496	19.587	14.087	52.170	7	18.136	18.969	13.826	50.931
2	18.443	19.131	13.963	51.537	5	18.461	19.354	14.046	51.861	8	18.299	19.030	13.755	51.084



Minime

Manche Qualificative 3 (M3)

Analyse des tours

Pour information, sans valeur officielle

Tours	Secteur 1	Secteur 2	Secteur 3	mps au tour	Tours	Secteur 1	Secteur 2	Secteur 3	mps au tour	Tours	Secteur 1	Secteur 2	Secteur 3	mps au tour
9	18.122	18.961	13.804	50.887	5	18.375	19.147	13.955	51.477	3	18.399	19.278	13.850	51.527
N°17 CAVAILHES Vincent					6	18.756	19.229	14.029	52.014	4	18.322	19.216	13.914	51.452
1	21.139	20.174	14.286	55.599	7	18.216	19.050	13.925	51.191	5	18.327	19.126	13.764	51.217
2	18.568	19.445	14.078	52.091	8	18.866	19.610	14.400	52.876	6	18.214	19.002	13.762	50.978
3	18.488	19.468	14.149	52.105	9	18.356	19.453	14.653	52.462	7	18.217	19.239	13.903	51.359
4	18.410	19.184	13.943	51.537	N°26 DAVID Hadrien					8	18.154	19.144	13.864	51.162
5	18.345	19.155	13.800	51.300	1	18.876	19.199	13.809	51.884	9	18.214	19.080	13.726	51.020
6	18.424	19.132	13.806	51.362	2	18.214	19.036	13.680	50.930	N°61 SIONVILLE Timothy				
N°18 BERNARD Ethan					3	18.045	18.947	13.638	50.630	1	20.415	19.698	14.112	54.225
1	21.682	20.031	14.529	56.242	4	18.064	18.919	13.619	50.602	2	18.683	19.375	14.012	52.070
2	20.048	20.140	14.180	54.368	5	17.987	18.907	13.622	50.516	3	18.468	19.724	14.008	52.200
3	19.027	19.810	14.069	52.906	6	17.938	18.847	13.637	50.422	4	18.312	19.120	14.123	51.555
4	18.675	19.423	13.969	52.067	7	17.838	18.829	13.607	50.274	5	18.420	19.234	14.245	51.899
5	19.083	19.558	14.105	52.746	8	17.895	18.799	13.578	50.272	6	18.599	19.468	13.921	51.988
6	18.414	19.260	13.990	51.664	9	18.035	18.754	13.587	50.376	7	18.088	19.000	14.167	51.255
7	18.323	19.406	14.213	51.942	N°30 ROUX Dorian					8	18.761	19.251	13.895	51.907
8	18.207	19.189	14.170	51.566	1	22.287	20.158	14.570	57.015	9	18.195	19.186	13.934	51.315
9	18.297	19.058	14.195	51.550	2	19.140	19.857	14.299	53.296	N°62 TANIC Craig				
N°22 BERNIER Victor					3	18.748	19.484	14.105	52.337	1	19.472	19.368	13.931	52.771
1	20.301	19.583	14.138	54.022	4	18.547	19.514	14.083	52.144	2	18.435	19.178	13.957	51.570
2	18.613	19.239	14.101	51.953	5	18.706	19.359	13.998	52.063	3	18.205	19.075	13.893	51.173
3	18.578	19.452	14.039	52.069	6	18.489	19.332	14.010	51.831	4	18.103	18.961	13.877	50.941
4	18.339	19.180	13.836	51.355	7	18.591	19.304	13.958	51.853	5	18.243	18.872	13.863	50.978
5	18.273	19.099	13.789	51.161	8	18.413	19.363	14.036	51.812	6	18.174	19.261	13.845	51.280
6	18.096	19.142	13.835	51.073	9	18.285	19.331	13.930	51.546	7	18.070	18.955	13.810	50.835
7	18.327	19.154	13.751	51.232	N°42 CHAPON Lucas					8	18.046	18.914	13.759	50.719
8	18.154	19.076	13.758	50.988	1	21.994	20.342	14.737	57.073	9	18.044	18.998	13.784	50.826
9	18.316	19.105	13.805	51.226	2	19.885	19.633	14.249	53.767	N°77 VAISON Ayrton				
N°23 HAMON Ethan					3	19.050	19.531	14.101	52.682	1	22.184	19.986	14.473	56.643
1	21.288	19.776	14.180	55.244	4	18.325	19.433	14.193	51.951	2	19.624	19.860	15.130	54.614
2	18.671	19.299	14.205	52.175	N°44 AUGEREAU Daniel-Scott					3	18.949	19.572	14.381	52.902
3	18.539	19.185	14.289	52.013	1	19.992	20.148	14.220	54.360	4	18.655	19.500	14.361	52.516
4	18.511	19.292	13.926	51.729	2	18.532	19.452	14.090	52.074	5	18.940	19.861	14.180	52.981



Minime

Manche Qualificative 3 (M3)

Analyse des tours

Pour information, sans valeur officielle

Tours	Secteur 1	Secteur 2	Secteur 3	mps au tour
6	18.758	19.468	14.148	52.374
7	18.668	19.498	14.255	52.421
8	18.653	19.662	14.093	52.408
9	18.516	19.537	14.139	52.192

N°99 MASSON Esteban

1	20.520	19.598	14.078	54.196
2	18.573	19.298	14.199	52.070
3	18.507	19.170	14.013	51.690
4	18.374	19.582	14.259	52.215
5	18.450	19.276	13.968	51.694
6	18.758	19.307	13.994	52.059
7	18.172	19.323	14.436	51.931
8	18.650	20.044	14.120	52.814
9	18.430	19.547	14.171	52.148



Minime

Manche Qualificative 3 (M3)

Document 9

Grille de départ

Sous réserve du contrôle technique ou d'incidents d'ordre sportif

		12	77 VAISON Ayrton CRG BY KCM / / BRIDGESTONE
11	TREILLARD DE QUINEMO Guillaume SODI / / BRIDGESTONE	11	14 FUSIL Tonin BIREL / / BRIDGESTONE
13	MONTANDRAUD Killian CRG BY KCM / / BRIDGESTONE	10	17 CAVAILHES Vincent ZANARDI / / BRIDGESTONE
18	BERNARD Ethan BIREL / / BRIDGESTONE	9	16 LEGER Dylan TONY KART / / BRIDGESTONE
12	GAZEAU Cesar CRG BY KCM / / BRIDGESTONE	8	61 SIONVILLE Timothy SODI / / BRIDGESTONE
30	ROUX Dorian ALPHA KARTING / / BRIDGESTONE	7	2 JOULIE Enzo ZANARDI / / BRIDGESTONE
22	BERNIER Victor SODI / / BRIDGESTONE	6	42 CHAPON Lucas CRG BY KCM / / BRIDGESTONE
23	HAMON Ethan CRG BY KCM / / BRIDGESTONE	5	10 CABIROU Loris EXPRIT / / BRIDGESTONE
99	MASSON Esteban SODI / / BRIDGESTONE	4	8 CHRISTEN Charles NOWA KART / / BRIDGESTONE
7	MEGUETOUNIF Sami CRG BY KCM / / BRIDGESTONE	3	62 TANIC Craig BIREL / / BRIDGESTONE
66	SORET Rayhan ZANARDI / / BRIDGESTONE	2	44 AUGEREAU Daniel-Scott TONY KART / / BRIDGESTONE
3	COSTET Enzo CRG BY KCM / / BRIDGESTONE	1	26 DAVID Hadrien ZANARDI / / BRIDGESTONE

POLE POSITION



Départ : 18/07 - 17:00 9 Tours = 9,333 Km

St Amand (FRA) 16-19/07/2015

Page 1 / 1

3MK Events

Apex Timing 





Minime

Manche Qualificative 2 (M2)

Document 11.1 OFFICIEL

Résultats

Sous réserve du contrôle technique ou d'incidents d'ordre sportif

Clt	N°	Pilote	Concurrent	Equipement	Tours	Ecart	Interv.	Meilleur tour
1	=	26 DAVID Hadrien	Cbk	ZANARDI / / BRIDGESTONE	9			50.385
2	▲3	62 TANIC Craig	Mgt Distribution	BIREL / / BRIDGESTONE	9	8.043	8.043	51.018
3	▼1	3 COSTET Enzo	Sg Driver	CRG BY KCM / / BRIDGESTONE	9	8.330	0.287	51.030
4	▲2	7 MEGUETOUNIF Sami	Kart In Pro Competition	CRG BY KCM / / BRIDGESTONE	9	9.322	0.992	51.109
5	▼2	44 AUGEREAU Daniel-Scott	Cedric Sport	TONY KART / / BRIDGESTONE	9	9.540	0.218	50.969
6	▲3	10 CABIROU Loris	Karting Plus / Suau Racing	EXPRIT / / BRIDGESTONE	9	9.835	0.295	51.126
7	▲8	61 SIONVILLE Timothy	Ckm	SODI / / BRIDGESTONE	9	10.537	0.702	51.151
8	=	99 MASSON Esteban	Kartam Racing	SODI / / BRIDGESTONE	9	10.941	0.404	51.175
9	▲8	16 LEGER Dylan	Cedric Sport	TONY KART / / BRIDGESTONE	9	12.127	1.186	51.268
10	=	23 HAMON Ethan	Hrt	CRG BY KCM / / BRIDGESTONE	9	15.382	3.255	51.580
11	▲11	11 TREILLARD DE QUINEMO Gui	Technikart	SODI / / BRIDGESTONE	9	16.630	1.248	51.847
12	=	22 BERNIER Victor	Mega Games Extrême Limite	SODI / / BRIDGESTONE	9	16.876	0.246	51.418
13	▲8	14 FUSIL Tonin	Sologne Sport Tech	BIREL / / BRIDGESTONE	9	18.515	1.639	51.826
14	▼1	2 JOULIE Enzo	Rk Competition	ZANARDI / / BRIDGESTONE	9	32.475	13.960	51.533
15	▲4	17 CAVAILHES Vincent	Team Rossel Compétition	ZANARDI / / BRIDGESTONE	9	44.013	11.538	51.976
16	▲7	77 VAISON Ayrton		CRG BY KCM / / BRIDGESTONE	9	48.445	4.432	53.052
17	▲3	13 MONTANDRAUD Killian	Drt / Oks	CRG BY KCM / / BRIDGESTONE	8	1 Tour	1 Tour	52.054
18	▼4	30 ROUX Dorian	Dr Compétition	ALPHA KARTING / / BRIDGESTONE	8	1 Tour	1.502	51.772
19	▼1	18 BERNARD Ethan	Abc Junior Team	BIREL / / BRIDGESTONE	5	4 Tours	3 Tours	52.251
20	▼9	42 CHAPON Lucas	Pks	CRG BY KCM / / BRIDGESTONE	2	7 Tours	3 Tours	52.182
21	▼5	12 GAZEAU Cesar	Lmc	CRG BY KCM / / BRIDGESTONE	2	7 Tours	5.200	52.451
22	▼18	66 SORET Rayhan	Team Slr	ZANARDI / / BRIDGESTONE	0	9 Tours	2 Tours	
23	▼16	8 CHRISTEN Charles	Rossel Competition	NOWA KART / / BRIDGESTONE		Déclassement		51.078

N°8 CHRISTEN Charles : Dépassement sous drapeau jaune (Art 19 du RSN 2015). Suivant la décision sportive N°34.

Tête de course : N°26 DAVID Hadrien (1-9)

Départ : 18/07 - 14:48:09

Meilleur tour : N°26 DAVID Hadrien 50.385 74,09 Km/h

Météo : Légèrement nuageux Air : 28°C Piste : Sèche

Ancien record de l'épreuve : N°26 DAVID Hadrien 50.538 73,86 Km/h

St Amand (FRA) 16-19/07/2015

Page 1 / 1

3MK Events

Apex Timing





DOCUMENT N° **34**

DÉCISION DES COMMISSAIRES SPORTIFS
STEWARDS' DECISION

PÉNALITÉ INFLIGÉE AU CONCURRENT (NOM) : **Rossel Competition**
PENALTY INFLICTED UPON THE ENTRANT (NAME):

NUMERO DE LICENCE / LICENSE NUMBER : **108653E1**

N° : **8**
No.:

PILOTE : **CHRISTEN Charles**
DRIVER:

Concerne la partie de l'Épreuve : **Minime - Manche Qualificative 2**
Concerns the part of the event:

ÉNONCÉ / STATEMENT:

Déclassement de la manche concernée

MOTIF / REASON:

Dépassement sous drapeau jaune (Article 19 du RSN 2015)

* Le soussigné reconnaît avoir reçu copie de la présente notification et avoir été informé des voies de recours : DROIT D'APPEL, Réglementation ASN et des conséquences qui en découlent (juridiques et financières).
Le concurrent doit déclarer, par écrit, dans l'heure qui suit la notification ou la publication de la décision, au Directeur de Course ou à un Commissaire Sportif, son intention de faire appel. Il doit joindre impérativement à cette déclaration d'appel une caution d'appel de : 3300 € (appel national FFSA 2014).
Il doit confirmer intention en envoyant sa lettre à l'ASN dans les formes et délais prévus par les règlements applicables.

Décision annoncée
Decision announced

Date / Date: **18/07/2015**

Heure / Time: **15:24**

Nom / Name

Signature

Président du Collège / *Chairman of the Panel:*

Patrick Vizatelle (FRA) :

Membres du Collège / *Members of the Panel:*

Nathalie Letniowska (FRA) :

Jean-Marc Jardin (FRA) :

NOTIFICATION AU CONCURRENT CONCERNÉ / NOTIFICATION TO THE RELEVANT ENTRANT

Je soussigné :
I undersigned: Nom personnel / *personal name*


Représentant du Concurrent : **Rossel Competition**
Representing the Entrant: Nom du Concurrent / *Entrant's name*

Certifie avoir reçu notification du document N° **34** des Commissaires Sportifs de l'Épreuve.
Certify that I have been notified of document No. by the Stewards of the Meeting.

Date :

Heure / Time:

Signature :




Minime

Manche Qualificative 2 (M2)

Pour information, sans valeur officielle

Tableau des tours

	1	2	3	4	5	6	7	8	9	10	11	12	13	14	15	16	17	18	19	20	21	22	23
Grille	26	3	44	66	62	7	8	99	10	23	42	22	2	30	61	12	16	18	17	13	14	11	77
Départ																							
Tour 1 Intervalle	26	3 1.2	62 0.2	44 0.3	8 0.1	7 0.2	10 0.4	99 0.3	42 0.6	61 0.4	11 0.3	23 0.2	14 0.4	16 0.1	77 1.2	22 1.5	12 0.4	2 14.7	17 5.8	30 19.3	13 15.4	18 1:08	
Tour 2	26	3 2.0	62 0.1	8 0.5	44 0.2	7 1.0	10 0.1	99 0.4	42 0.2	61 0.0	11 1.0	16 0.2	23 0.4	14 0.3	77 2.4	22 0.2	12 0.4	2 14.6	17 6.4	13 34.3	30 2.1	18 1:06	
Tour 3	26	3 3.0	62 0.3	8 0.2	44 0.3	7 0.5	10 0.2	99 0.5	61 0.6	16 1.1	11 0.2	23 0.3	14 0.5	22 2.4	2 15.0	77 4.6	17 2.1	13 34.1	30 2.2	18 1:06			
Tour 4	26	3 3.9	62 0.4	8 0.3	44 0.2	7 0.2	10 0.2	99 0.7	61 0.5	16 1.3	11 0.5	23 0.2	14 0.9	22 1.9	2 15.0	77 7.0	17 0.1	13 34.1	30 2.2	18 1:07			
Tour 5	26	3 4.5	62 0.1	8 0.4	44 0.2	7 0.2	10 0.4	99 0.8	61 0.5	16 1.3	11 1.2	23 0.1	14 1.7	22 0.6	2 15.1	77 8.8	17 0.2	13 32.8	30 2.1	18 1:07			
Tour 6	26	62 5.2	3 0.2	8 0.2	44 0.3	7 0.3	10 0.4	61 1.4	99 0.1	16 1.2	23 2.1	11 0.5	22 1.5	14 0.2	2 15.0	17 9.3	77 1.1	13 31.9	30 1.9				
Tour 7	26	62 5.9	3 0.3	8 0.3	7 1.1	44 0.4	10 0.2	61 0.6	99 0.4	16 1.1	23 2.4	11 0.7	22 1.1	14 0.5	2 14.7	17 10.0	77 2.2	13 30.7	30 1.7				
Tour 8	26	62 6.6	3 0.1	8 0.2	7 1.1	44 0.3	10 0.4	61 0.7	99 0.3	16 1.2	23 2.9	11 0.8	22 0.7	14 0.9	2 14.5	17 10.5	77 3.1	13 29.7	30 1.5				
Tour 9	26	62 8.0	3 0.2	8 0.1	7 0.8	44 0.2	10 0.2	61 0.7	99 0.4	16 1.1	23 3.2	11 1.2	22 0.2	14 1.6	2 13.9	17 11.5	77 4.4						



Minime

Manche Qualificative 2 (M2)

Analyse des tours

Pour information, sans valeur officielle

Tours	Secteur 1	Secteur 2	Secteur 3	mps au tour
N°2 JOULIE Enzo				
1	39.522	19.781	14.195	1:13.498
2	18.725	19.499	14.144	52.368
3	18.471	19.429	14.133	52.033
4	18.374	19.314	13.989	51.677
5	18.355	19.209	14.032	51.596
6	18.543	19.183	14.000	51.726
7	18.342	19.240	13.951	51.533
8	18.232	19.191	14.257	51.680
9	18.274	19.374	13.916	51.564

Tours	Secteur 1	Secteur 2	Secteur 3	mps au tour
N°3 COSTET Enzo				
1	19.192	19.553	14.078	52.823
2	18.448	19.288	14.059	51.795
3	18.574	19.437	13.949	51.960
4	18.307	19.233	13.864	51.404
5	18.288	19.124	13.833	51.245
6	18.178	19.442	13.912	51.532
7	18.160	19.001	13.869	51.030
8	18.078	19.050	14.094	51.222
9	18.283	19.638	13.981	51.902

Tours	Secteur 1	Secteur 2	Secteur 3	mps au tour
N°7 MEGUETOUNIF Sami				
1	19.998	19.395	14.130	53.523
2	18.894	19.836	13.986	52.716
3	18.347	19.160	13.959	51.466
4	18.228	19.029	13.982	51.239
5	18.227	18.974	13.908	51.109
6	18.266	18.946	13.970	51.182
7	18.615	19.301	13.764	51.680
8	18.195	19.160	13.766	51.121
9	18.411	19.231	13.871	51.513

Tours	Secteur 1	Secteur 2	Secteur 3	mps au tour
N°8 CHRISTEN Charles				
1	19.802	19.242	14.183	53.227
2	18.579	19.093	14.037	51.709

Tours	Secteur 1	Secteur 2	Secteur 3	mps au tour
3	18.400	19.289	14.170	51.859
4	18.516	19.102	13.937	51.555
5	18.196	19.031	13.946	51.173
6	18.163	18.941	13.974	51.078
7	18.338	18.894	13.893	51.125
8	18.124	18.887	14.141	51.152
9	18.446	19.329	14.079	51.854

Tours	Secteur 1	Secteur 2	Secteur 3	mps au tour
N°10 CABIROU Loris				
1	20.140	19.427	13.975	53.542
2	18.542	19.913	13.976	52.431
3	18.536	19.116	13.938	51.590
4	18.297	19.093	13.806	51.196
5	18.321	19.172	13.858	51.351
6	18.223	19.127	13.855	51.205
7	18.284	19.635	14.038	51.957
8	18.272	19.021	13.833	51.126
9	18.308	19.126	13.829	51.263

Tours	Secteur 1	Secteur 2	Secteur 3	mps au tour
N°11 TREILLARD DE QUINEMO Guillaume				
1	20.416	19.515	14.244	54.175
2	18.921	19.395	14.132	52.448
3	18.639	19.453	14.238	52.330
4	18.574	19.219	14.097	51.890
5	18.509	19.304	14.186	51.999
6	19.198	19.404	14.129	52.731
7	18.617	19.259	13.971	51.847
8	18.417	19.399	14.097	51.913
9	18.577	19.335	14.056	51.968

Tours	Secteur 1	Secteur 2	Secteur 3	mps au tour
N°12 GAZEAU Cesar				
1	20.492	19.938	14.401	54.831
2	18.803	19.503	14.145	52.451


Tours	Secteur 1	Secteur 2	Secteur 3	mps au tour
N°13 MONTANDRAUD Killian				
1	1:19.092	19.920	14.379	1:53.391
2	18.713	19.558	14.250	52.521

Tours	Secteur 1	Secteur 2	Secteur 3	mps au tour
3	18.574	19.384	14.126	52.084
4	18.434	19.544	14.208	52.186
5	18.491	19.515	14.176	52.182
6	18.388	19.609	14.186	52.183
7	18.544	19.429	14.146	52.119
8	18.513	19.543	13.998	52.054

Tours	Secteur 1	Secteur 2	Secteur 3	mps au tour
N°14 FUSIL Tonin				
1	20.686	19.814	14.242	54.742
2	19.036	19.587	14.162	52.785
3	18.590	19.443	14.184	52.217
4	18.608	19.511	14.140	52.259
5	18.955	19.670	14.079	52.704
6	18.641	19.509	14.426	52.576
7	18.498	19.325	14.028	51.851
8	18.374	19.414	14.038	51.826
9	18.536	19.592	14.037	52.165

Tours	Secteur 1	Secteur 2	Secteur 3	mps au tour
N°16 LEGER Dylan				
1	21.304	19.441	14.079	54.824
2	18.648	19.287	13.968	51.903
3	18.675	19.311	13.936	51.922
4	18.450	19.170	13.916	51.536
5	18.238	19.190	13.873	51.301
6	18.360	19.195	13.795	51.350
7	18.343	19.130	13.840	51.313
8	18.417	19.096	13.769	51.282
9	18.346	18.995	13.927	51.268

Tours	Secteur 1	Secteur 2	Secteur 3	mps au tour
N°17 CAVAILHES Vincent				
1	44.399	19.689	14.356	1:18.444
2	18.941	19.813	14.202	52.956
3	18.846	19.379	14.060	52.285
4	18.569	19.188	14.408	52.165
5	19.698	19.288	14.527	53.513
6	18.795	19.232	13.949	51.976



Minime

Manche Qualificative 2 (M2)

Pour information, sans valeur officielle

Analyse des tours

Tours	Secteur 1	Secteur 2	Secteur 3	mps au tour	Tours	Secteur 1	Secteur 2	Secteur 3	mps au tour	Tours	Secteur 1	Secteur 2	Secteur 3	mps au tour
7	18.641	19.650	13.924	52.215	4	17.997	18.881	13.709	50.587	5	18.222	19.203	13.926	51.351
8	18.592	19.389	14.176	52.157	5	18.115	18.849	13.671	50.635	6	18.318	19.096	13.896	51.310
9	19.346	19.308	13.918	52.572	6	17.964	18.843	13.678	50.485	7	18.142	19.136	13.873	51.151
N°18 BERNARD Ethan					7	17.938	18.826	13.621	50.385	8	18.172	19.220	13.866	51.258
1	2:27.604	19.822	14.635	3:02.061	8	17.998	18.872	13.729	50.599	9	18.203	19.138	13.883	51.224
2	18.849	19.601	14.551	53.001	9	17.959	18.853	13.591	50.403	N°62 TANIC Craig				
3	18.577	19.546	14.181	52.304	N°30 ROUX Dorian					1	19.263	19.510	14.091	52.864
4	18.539	19.510	14.250	52.299	1	1:04.411	19.868	14.389	1:38.668	2	18.473	19.118	14.027	51.618
5	18.401	19.483	14.367	52.251	2	36.261	19.579	14.296	1:10.136	3	18.571	19.605	14.010	52.186
N°22 BERNIER Victor					3	18.633	19.396	14.172	52.201	4	18.216	19.369	13.880	51.465
1	24.673	19.708	14.189	58.570	4	18.511	19.602	14.044	52.157	5	18.153	19.005	13.876	51.034
2	18.574	19.404	14.563	52.541	5	18.686	19.345	14.106	52.137	6	18.169	19.030	13.853	51.052
3	18.672	19.259	14.053	51.984	6	18.466	19.475	14.023	51.964	7	18.199	19.019	13.800	51.018
4	18.386	19.239	14.094	51.719	7	18.476	19.339	14.109	51.924	8	18.083	19.206	14.073	51.362
5	18.300	19.284	13.869	51.453	8	18.450	19.282	14.040	51.772	9	18.577	19.365	13.833	51.775
6	18.490	19.247	13.933	51.670	N°42 CHAPON Lucas					N°77 VAISON Ayrton				
7	18.396	19.217	13.892	51.505	1	20.434	19.483	14.067	53.984	1	21.107	19.964	14.556	55.627
8	18.270	19.267	13.881	51.418	2	18.554	19.495	14.133	52.182	2	19.541	19.949	14.400	53.890
9	18.357	19.256	13.897	51.510	N°44 AUGEREAU Daniel-Scott					3	19.307	19.580	33.057	1:11.944
N°23 HAMON Ethan					1	19.791	19.376	14.239	53.406	4	19.718	19.623	14.807	54.148
1	21.562	19.688	14.244	55.494	2	18.940	19.223	13.929	52.092	5	18.979	19.844	14.549	53.372
2	18.959	19.742	14.146	52.847	3	18.457	19.151	14.335	51.943	6	19.042	19.990	14.306	53.338
3	18.627	19.265	14.135	52.027	4	18.473	19.075	13.989	51.537	7	18.933	20.002	14.409	53.344
4	18.514	19.184	14.151	51.849	5	18.173	18.958	13.976	51.107	8	19.022	19.743	14.287	53.052
5	18.434	19.243	14.168	51.845	6	18.234	18.962	13.963	51.159	9	18.790	19.688	15.400	53.878
6	18.810	19.385	13.902	52.097	7	19.061	19.456	13.943	52.460	N°99 MASSON Esteban				
7	18.407	19.243	13.974	51.624	8	18.136	19.000	13.833	50.969	1	20.278	19.790	14.069	54.137
8	18.485	19.259	14.039	51.783	9	18.269	19.188	13.959	51.416	2	18.617	19.648	14.269	52.534
9	18.318	19.222	14.040	51.580	N°61 SIONVILLE Timothy					3	18.539	19.211	13.972	51.722
N°26 DAVID Hadrien					1	20.356	19.491	14.103	53.950	4	18.280	19.209	13.921	51.410
1	18.726	19.195	13.818	51.739	2	18.511	19.274	14.013	51.798	5	18.257	19.196	13.946	51.399
2	18.190	19.070	13.755	51.015	3	18.620	19.356	14.041	52.017	6	18.557	19.249	14.133	51.939
3	18.156	18.990	13.749	50.895	4	18.267	19.163	13.889	51.319	7	18.405	19.147	13.878	51.430



Minime

Manche Qualificative 2 (M2)

Analyse des tours

Pour information, sans valeur officielle

Tours	Secteur 1	Secteur 2	Secteur 3	mps au tour
8	18.116	19.211	13.848	51.175
9	18.306	19.159	13.845	51.310



TONY KART FRANCE





Minime

Manche Qualificative 2 (M2)

Document 8

Grille de départ

Sous réserve du contrôle technique ou d'incidents d'ordre sportif

		12	77 VAISON Ayrton CRG BY KCM / / BRIDGESTONE
11	TREILLARD DE QUINEMO Guillaume SODI / / BRIDGESTONE	11	14 FUSIL Tonin BIREL / / BRIDGESTONE
13	MONTANDRAUD Killian CRG BY KCM / / BRIDGESTONE	10	17 CAVAILHES Vincent ZANARDI / / BRIDGESTONE
18	BERNARD Ethan BIREL / / BRIDGESTONE	9	16 LEGER Dylan TONY KART / / BRIDGESTONE
12	GAZEAU Cesar CRG BY KCM / / BRIDGESTONE	8	61 SIONVILLE Timothy SODI / / BRIDGESTONE
30	ROUX Dorian ALPHA KARTING / / BRIDGESTONE	7	2 JOULIE Enzo ZANARDI / / BRIDGESTONE
22	BERNIER Victor SODI / / BRIDGESTONE	6	42 CHAPON Lucas CRG BY KCM / / BRIDGESTONE
23	HAMON Ethan CRG BY KCM / / BRIDGESTONE	5	10 CABIROU Loris EXPRIT / / BRIDGESTONE
99	MASSON Esteban SODI / / BRIDGESTONE	4	8 CHRISTEN Charles NOWA KART / / BRIDGESTONE
7	MEGUETOUNIF Sami CRG BY KCM / / BRIDGESTONE	3	62 TANIC Craig BIREL / / BRIDGESTONE
66	SORET Rayhan ZANARDI / / BRIDGESTONE	2	44 AUGEREAU Daniel-Scott TONY KART / / BRIDGESTONE
3	COSTET Enzo CRG BY KCM / / BRIDGESTONE	1	26 DAVID Hadrien ZANARDI / / BRIDGESTONE

POLE POSITION



Départ : 18/07 - 14:45 9 Tours = 9,333 Km

St Amand (FRA) 16-19/07/2015

Page 1 / 1

3MK Events

Apex Timing 





Minime

Manche Qualificative 1 (M1)

Document 10.1 OFFICIEL

Résultats

Sous réserve du contrôle technique ou d'incidents d'ordre sportif

Clt	N°	Pilote	Concurrent	Equipement	Tours	Ecart	Interv.	Meilleur tour	Pénalité
1	=	26 DAVID Hadrien	Cbk	ZANARDI / / BRIDGESTONE	9			50.616	
2	=	3 COSTET Enzo	Sg Driver	CRG BY KCM / / BRIDGESTONE	9	5.861	5.861	51.099	
3	▲4	8 CHRISTEN Charles	Rossel Competition	NOWA KART / / BRIDGESTONE	9	6.176	0.315	50.777	+5 Pts
4	=	66 SORET Rayhan	Team Slr	ZANARDI / / BRIDGESTONE	9	6.940	0.764	51.194	
5	▼2	44 AUGEREAU Daniel-Scott	Cedric Sport	TONY KART / / BRIDGESTONE	9	7.359	0.419	51.047	
6	▲2	99 MASSON Esteban	Kartam Racing	SODI / / BRIDGESTONE	9	9.223	1.864	51.278	
7	▲10	16 LEGER Dylan	Cedric Sport	TONY KART / / BRIDGESTONE	9	9.370	0.147	51.084	
8	▲7	61 SIONVILLE Timothy	Ckm	SODI / / BRIDGESTONE	9	11.983	2.613	51.500	
9	▲3	22 BERNIER Victor	Mega Games Extrême Limite	SODI / / BRIDGESTONE	9	12.342	0.359	51.499	
10	▲1	42 CHAPON Lucas	Pks	CRG BY KCM / / BRIDGESTONE	9	12.652	0.310	51.309	
11	▼2	10 CABIROU Loris	Karting Plus / Suau Racing	EXPRIT / / BRIDGESTONE	9	13.244	0.592	51.291	
12	▲1	2 JOULIE Enzo	Rk Competition	ZANARDI / / BRIDGESTONE	9	13.755	0.511	51.502	
13	▲9	11 TREILLARD DE QUINEMO G	Technikart	SODI / / BRIDGESTONE	9	15.179	1.424	51.772	
14	▲6	13 MONTANDRAUD Killian	Drt / Oks	CRG BY KCM / / BRIDGESTONE	9	15.495	0.316	51.616	
15	▲1	12 GAZEAU Cesar	Lmc	CRG BY KCM / / BRIDGESTONE	9	16.948	1.453	51.751	
16	▼2	30 ROUX Dorian	Dr Compétition	ALPHA KARTING / / BRIDGESTONE	9	18.266	1.318	51.880	
17	▲4	14 FUSIL Tonin	Sologne Sport Tech	BIREL / / BRIDGESTONE	9	18.860	0.594	52.079	
18	=	18 BERNARD Ethan	Abc Junior Team	BIREL / / BRIDGESTONE	9	26.728	7.868	53.032	
19	▲4	77 VAISON Ayrton		CRG BY KCM / / BRIDGESTONE	9	29.833	3.105	52.889	
20	▼15	62 TANIC Craig	Mgt Distribution	BIREL / / BRIDGESTONE	9	35.939	6.106	51.148	
21	▼11	23 HAMON Ethan	Hrt	CRG BY KCM / / BRIDGESTONE	9	41.822	5.883	51.712	
22	▼3	17 CAVAILHES Vincent	Team Rossel Compétition	ZANARDI / / BRIDGESTONE	6	3 Tours	3 Tours	51.603	

N°8 CHRISTEN Charles : Défaut de maîtrise (Art. 19 du RSN 2015). Suivant la décision sportive N°21.

23	▼17	7 MEGUETOUNIF Sami	Kart In Pro Competition	CRG BY KCM / / BRIDGESTONE		Déclassement		51.299	
----	-----	--------------------	-------------------------	----------------------------	--	---------------------	--	--------	--

N°7 MEGUETOUNIF Sami : Non conformité technique (Art 19 du RSN 2015). Suivant la décision sportive N°22.

Tête de course : N°26 DAVID Hadrien (1-9)

Départ : 18/07 - 11:15:17

Meilleur tour : N°26 DAVID Hadrien 50.616 73,75 Km/h

Météo : Légèrement nuageux Air : 21°C Piste : Sèche

Record de l'épreuve : N°26 DAVID Hadrien 50.538 73,86 Km/h

St Amand (FRA) 16-19/07/2015

Page 1 / 1

3MK Events

Apex Timing 





DOCUMENT N° **22**

DÉCISION DES COMMISSAIRES SPORTIFS
STEWARDS' DECISION

PÉNALITÉ INFLIGÉE AU CONCURRENT (NOM) : **Kart In Pro Competition**
PENALTY INFLICTED UPON THE ENTRANT (NAME):

NUMERO DE LICENCE / LICENSE NUMBER : **221383E1**

N° : **7**
No.:

PILOTE : **MEGUETOUNIF Sami**
DRIVER:

Concerne la partie de l'Épreuve : **Minime - Manche Qualificative 1**
Concerns the part of the event:

ÉNONCÉ / STATEMENT:

Déclassement

MOTIF / REASON:

Pilote reconnu en non conformité technique (Article 19 du RSN 2015)

* Le soussigné reconnaît avoir reçu copie de la présente notification et avoir été informé des voies de recours : DROIT D'APPEL, Réglementation ASN et des conséquences qui en découlent (juridiques et financières).
Le concurrent doit déclarer, par écrit, dans l'heure qui suit la notification ou la publication de la décision, au Directeur de Course ou à un Commissaire Sportif, son intention de faire appel. Il doit joindre impérativement à cette déclaration d'appel une caution d'appel de : 3300 € (appel national FFSA 2014).
Il doit confirmer intention en envoyant sa lettre à l'ASN dans les formes et délais prévus par les règlements applicables.

Décision annoncée
Decision announced

Date / Date: **18/07/2015**

Heure / Time: **11:46**

Nom / Name

Signature

Président du Collège / *Chairman of the Panel:*

Patrick Vizatelle (FRA) :

Membres du Collège / *Members of the Panel:*

Nathalie Letniowska (FRA) :

Jean-Marc Jardin (FRA) :

NOTIFICATION AU CONCURRENT CONCERNÉ / NOTIFICATION TO THE RELEVANT ENTRANT

Je soussigné :
I undersigned: Nom personnel / *personal name*

Représentant du Concurrent : **Kart In Pro Competition**
Representing the Entrant: Nom du Concurrent / *Entrant's name*

Certifie avoir reçu notification du document N° **22** des Commissaires Sportifs de l'Épreuve.
Certify that I have been notified of document No. by the Stewards of the Meeting.

Date :

Heure / Time:

Signature :



DOCUMENT N° **21**

DÉCISION DES COMMISSAIRES SPORTIFS
STEWARDS' DECISION

PÉNALITÉ INFLIGÉE AU CONCURRENT (NOM) : **Rossel Competition**
PENALTY INFLICTED UPON THE ENTRANT (NAME):

NUMERO DE LICENCE / LICENSE NUMBER : **108653E1**

N° : **8**
No.:

PILOTE : **CHRISTEN Charles**
DRIVER:

Concerne la partie de l'Épreuve : **Minime - Manche Qualificative 1**
Concerns the part of the event:

ÉNONCÉ / STATEMENT:

Pénalités de 5 points

MOTIF / REASON:

Défaut de maîtrise sur le pilote 62 (Article 19 du RSN 2015)

* Le soussigné reconnaît avoir reçu copie de la présente notification et avoir été informé des voies de recours : DROIT D'APPEL, Réglementation ASN et des conséquences qui en découlent (juridiques et financières).
Le concurrent doit déclarer, par écrit, dans l'heure qui suit la notification ou la publication de la décision, au Directeur de Course ou à un Commissaire Sportif, son intention de faire appel. Il doit joindre impérativement à cette déclaration d'appel une caution d'appel de : 3300 € (appel national FFSA 2014).
Il doit confirmer intention en envoyant sa lettre à l'ASN dans les formes et délais prévus par les règlements applicables.

Décision annoncée
Decision announced

Date / Date: **18/07/2015**

Heure / Time: **11:42**

Nom / Name

Signature

Président du Collège / *Chairman of the Panel:*

Patrick Vizatelle (FRA) :

Membres du Collège / *Members of the Panel:*

Nathalie Letniowska (FRA) :

Jean-Marc Jardin (FRA) :

NOTIFICATION AU CONCURRENT CONCERNÉ / NOTIFICATION TO THE RELEVANT ENTRANT

Je soussigné :
I undersigned: Nom personnel / *personal name*

Représentant du Concurrent : **Rossel Competition**
Representing the Entrant: Nom du Concurrent / *Entrant's name*

Certifie avoir reçu notification du document N° **21** des Commissaires Sportifs de l'Épreuve.
Certify that I have been notified of document No. by the Stewards of the Meeting.

Date :

Heure / Time:

Signature :



Minime

Manche Qualificative 1 (M1)

Pour information, sans valeur officielle

Tableau des tours

	1	2	3	4	5	6	7	8	9	10	11	12	13	14	15	16	17	18	19	20	21	22	23
Grille	26	3	44	66	62	7	8	99	10	23	42	22	2	30	61	12	16	18	17	13	14	11	7
Départ																							
Tour 1 Intervalle	26 0.6	3 0.4	66 0.2	62 0.3	44 0.7	7 0.1	8 0.3	99 0.3	42 0.3	16 0.3	2 0.5	22 0.3	61 0.1	17 0.2	10 0.2	11 0.5	13 0.5	14 0.2	12 0.1	30 0.6	18 0.0	77 2.6	23 22.9
Tour 2	26 1.4	3 0.9	66 0.1	62 0.4	44 0.5	8 0.2	99 0.2	7 0.2	16 0.3	42 0.2	2 0.2	22 0.4	61 0.1	10 0.5	11 0.6	17 0.2	13 0.4	12 0.5	14 0.4	30 0.4	18 0.8	77 2.6	23 21.6
Tour 3	26 2.2	3 1.0	66 0.3	44 0.6	8 0.3	99 0.2	7 0.3	16 1.1	22 0.3	61 0.3	2 0.2	42 0.1	10 0.2	11 0.6	17 0.1	13 0.5	12 0.6	14 0.2	30 0.5	18 1.9	77 2.7	62 17.2	23 3.2
Tour 4	26 2.8	3 1.0	66 0.5	44 0.1	8 0.6	99 0.1	7 0.3	16 1.2	22 0.4	61 0.7	2 0.2	42 0.2	10 0.2	11 0.3	17 0.2	13 0.6	12 0.8	14 0.3	30 0.2	18 2.9	77 2.9	62 15.6	23 3.3
Tour 5	26 3.7	3 0.7	66 0.6	8 0.3	44 0.7	99 0.3	7 0.1	16 1.3	22 0.2	61 0.8	2 0.3	42 0.3	10 0.1	11 0.5	17 0.3	13 0.6	12 0.7	14 0.5	30 0.2	18 3.9	77 3.0	62 13.7	23 4.0
Tour 6	26 4.2	3 0.6	66 0.2	8 0.8	44 0.7	99 0.3	7 0.1	16 1.9	22 0.1	61 0.5	2 0.4	42 0.1	10 0.1	11 0.6	17 0.1	13 0.9	12 0.5	14 0.8	30 0.1	18 5.0	77 3.2	62 11.8	23 4.4
Tour 7	26 4.6	3 0.8	8 0.3	66 0.6	44 0.9	99 0.1	16 0.3	7 2.1	22 0.2	61 0.2	2 0.5	42 0.3	10 0.3	11 0.9	13 0.8	12 0.7	30 1.4	14 0.3	18 5.6	77 2.9	62 10.1	23 4.9	
Tour 8	26 5.2	3 0.4	8 0.7	66 0.5	44 1.0	16 0.5	99 0.4	7 2.0	61 0.2	22 0.5	42 0.6	10 0.2	2 0.2	11 0.9	13 0.4	12 1.3	30 1.4	14 0.3	18 6.5	77 3.4	62 7.8	23 5.5	
Tour 9	26 5.8	3 0.3	8 0.7	66 0.4	44 1.8	16 0.1	99 0.3	7 2.2	61 0.3	22 0.3	42 0.3	10 0.5	2 0.5	11 1.4	13 0.3	12 1.4	30 1.3	14 0.5	18 7.8	77 3.1	62 6.1	23 5.8	



Minime

Manche Qualificative 1 (M1)

Analyse des tours

Pour information, sans valeur officielle

Tours	Secteur 1	Secteur 2	Secteur 3	mps au tour	Tours	Secteur 1	Secteur 2	Secteur 3	mps au tour	Tours	Secteur 1	Secteur 2	Secteur 3	mps au tour
N°2 JOULIE Enzo					3	18.416	19.345	13.960	51.721	6	18.384	19.335	14.032	51.751
1	20.898	19.822	14.189	54.909	4	18.259	19.045	13.952	51.256	7	18.491	19.333	14.014	51.838
2	18.589	19.429	14.059	52.077	5	18.544	18.931	13.840	51.315	8	18.676	19.353	14.121	52.150
3	18.854	19.409	14.747	53.010	6	18.091	18.898	13.788	50.777	9	18.596	19.377	14.040	52.013
4	18.784	19.388	14.060	52.232	7	18.060	18.966	14.018	51.044	N°13 MONTANDRAUD Killian				
5	18.465	19.174	14.032	51.671	8	18.097	18.919	13.844	50.860	1	21.122	20.411	14.542	56.075
6	18.440	19.263	13.955	51.658	9	18.169	18.993	13.986	51.148	2	18.741	19.553	14.184	52.478
7	18.400	19.161	13.941	51.502	N°10 CABIROU Loris					3	18.730	19.325	14.266	52.321
8	18.401	19.694	14.668	52.763	1	22.278	19.661	14.343	56.282	4	18.554	19.426	14.164	52.144
9	18.355	19.216	13.933	51.504	2	18.889	19.337	13.945	52.171	5	18.569	19.361	14.133	52.063
N°3 COSTET Enzo					3	18.762	19.501	14.009	52.272	6	18.521	19.384	14.063	51.968
1	19.340	19.494	14.137	52.971	4	18.898	19.396	14.028	52.322	7	18.329	19.346	13.943	51.618
2	18.613	19.435	14.014	52.062	5	18.488	19.181	14.092	51.761	8	18.294	19.234	14.088	51.616
3	18.649	19.258	13.995	51.902	6	18.534	19.166	13.939	51.639	9	18.450	19.341	14.074	51.865
4	18.412	19.194	13.898	51.504	7	18.584	19.123	13.974	51.686	N°14 FUSIL Tonin				
5	18.435	19.210	13.953	51.598	8	18.208	19.275	14.237	51.720	1	21.202	20.100	14.472	55.774
6	18.394	19.092	13.860	51.346	9	18.282	19.129	13.880	51.291	2	19.089	19.825	14.228	53.142
7	18.194	19.114	13.791	51.099	N°11 TREILLARD DE QUINEMO Guillaume					3	18.648	19.489	14.171	52.308
8	18.386	19.056	13.847	51.289	1	20.913	20.016	14.229	55.158	4	18.707	19.593	14.117	52.417
9	18.253	19.112	13.872	51.237	2	18.703	19.526	14.049	52.278	5	18.701	19.462	14.051	52.214
N°7 MEGUETOUNIF Sami					3	18.694	19.472	14.150	52.316	6	18.560	19.404	14.115	52.079
1	20.469	19.854	14.088	54.411	4	18.555	19.298	14.113	51.966	7	18.920	19.663	14.143	52.726
2	19.257	19.823	13.936	53.016	5	18.580	19.317	14.076	51.973	8	18.487	19.559	14.072	52.118
3	18.525	19.193	14.033	51.751	6	18.451	19.239	14.082	51.772	9	18.537	19.599	14.036	52.172
4	18.449	19.150	13.949	51.548	7	18.549	19.306	14.065	51.920	N°16 LEGER Dylan				
5	18.555	19.246	14.060	51.861	8	18.527	19.366	14.142	52.035	1	20.318	19.665	14.026	54.009
6	18.339	18.990	13.977	51.306	9	18.566	19.446	13.988	52.000	2	18.601	19.505	14.031	52.137
7	18.572	19.121	13.850	51.543	N°12 GAZEAU Cesar					3	18.746	19.074	13.913	51.733
8	18.401	19.532	13.865	51.798	1	22.361	20.289	14.803	57.453	4	18.518	19.076	13.990	51.584
9	18.188	19.120	13.991	51.299	2	18.879	19.578	14.156	52.613	5	18.470	19.056	14.125	51.651
N°8 CHRISTEN Charles					3	18.697	19.556	14.237	52.490	6	18.493	18.895	13.914	51.302
1	20.474	19.843	14.090	54.407	4	18.612	19.348	14.298	52.258	7	18.322	18.971	13.791	51.084
2	18.731	19.494	14.072	52.297	5	18.605	19.366	14.057	52.028	8	18.322	19.028	13.744	51.094





Minime

Manche Qualificative 1 (M1)

Analyse des tours

Pour information, sans valeur officielle

Tours	Secteur 1	Secteur 2	Secteur 3	mps au tour	Tours	Secteur 1	Secteur 2	Secteur 3	mps au tour	Tours	Secteur 1	Secteur 2	Secteur 3	mps au tour
9	18.835	19.236	13.894	51.965	5	18.542	19.367	14.092	52.001	8	18.236	19.250	13.978	51.464
N°17 CAVAILHES Vincent					6	18.410	19.353	14.036	51.799	9	18.205	19.180	13.924	51.309
1	20.161	19.860	14.323	54.344	7	18.298	19.327	14.087	51.712	N°44 AUGEREAU Daniel-Scott				
2	18.936	19.888	14.541	53.365	8	18.270	19.394	14.139	51.803	1	20.318	19.487	14.138	53.943
3	18.772	19.349	14.127	52.248	9	18.404	19.377	13.961	51.742	2	18.668	19.425	14.505	52.598
4	18.636	19.383	14.033	52.052	N°26 DAVID Hadrien					3	18.498	19.186	13.959	51.643
5	18.556	19.340	14.153	52.049	1	19.208	19.331	13.957	52.496	4	18.417	19.064	14.263	51.744
6	18.507	19.124	13.972	51.603	2	18.361	19.112	13.808	51.281	5	18.401	19.474	13.952	51.827
N°18 BERNARD Ethan					3	18.243	19.035	13.836	51.114	6	18.192	19.186	13.938	51.316
1	22.019	20.326	14.986	57.331	4	18.074	19.059	13.740	50.873	7	18.358	18.919	13.926	51.203
2	19.442	19.762	14.447	53.651	5	18.069	18.894	13.791	50.754	8	18.245	18.950	13.899	51.094
3	19.186	19.846	14.381	53.413	6	18.069	18.981	13.776	50.826	9	18.243	19.036	13.768	51.047
4	19.113	19.515	14.507	53.135	7	18.045	18.911	13.762	50.718	N°61 SIONVILLE Timothy				
5	19.189	19.517	14.507	53.213	8	18.052	18.937	13.688	50.677	1	21.200	19.510	14.603	55.313
6	19.076	19.531	14.450	53.057	9	17.982	18.928	13.706	50.616	2	18.691	19.354	14.106	52.151
7	19.202	19.580	14.421	53.203	N°30 ROUX Dorian					3	18.761	19.277	14.137	52.175
8	19.122	19.455	14.455	53.032	1	22.425	20.241	14.597	57.263	4	18.420	19.254	14.056	51.730
9	19.367	19.669	14.435	53.471	2	18.941	19.739	14.136	52.816	5	18.443	19.168	13.960	51.571
N°22 BERNIER Victor					3	18.794	19.416	14.120	52.330	6	18.386	19.012	14.517	51.915
1	21.575	19.872	14.254	55.701	4	18.735	19.344	14.120	52.199	7	18.449	19.162	13.935	51.546
2	18.616	19.389	14.140	52.145	5	18.639	19.452	14.057	52.148	8	18.381	19.211	13.930	51.522
3	18.718	19.360	13.968	52.046	6	18.677	19.291	14.011	51.979	9	18.275	19.244	13.981	51.500
4	18.452	19.231	13.962	51.645	7	18.638	19.663	13.977	52.278	N°62 TANIC Craig				
5	18.418	19.321	13.987	51.726	8	18.608	19.319	14.214	52.141	1	19.905	19.283	14.199	53.387
6	18.327	19.200	14.441	51.968	9	18.495	19.337	14.048	51.880	2	18.723	19.663	14.131	52.517
7	18.285	19.292	13.922	51.499	N°42 CHAPON Lucas					3	19.195	47.258	14.115	1:20.568
8	18.445	19.551	14.038	52.034	1	20.545	19.882	14.232	54.659	4	18.567	19.217	14.038	51.822
9	18.399	19.218	13.970	51.587	2	18.496	19.916	14.333	52.745	5	18.320	19.094	13.915	51.329
N°23 HAMON Ethan					3	19.903	19.355	14.124	53.382	6	18.289	19.171	13.915	51.375
1	50.112	19.820	14.484	1:24.416	4	18.923	19.301	14.170	52.394	7	18.223	19.124	13.884	51.231
2	18.783	19.545	14.108	52.436	5	18.527	19.149	14.099	51.775	8	18.160	19.132	13.856	51.148
3	18.639	19.444	14.159	52.242	6	18.385	19.189	14.128	51.702	9	18.448	19.173	13.833	51.454
4	18.418	19.268	14.254	51.940	7	18.458	19.120	13.881	51.459					





Minime

Manche Qualificative 1 (M1)

Analyse des tours

Pour information, sans valeur officielle

Tours Secteur 1 Secteur 2 Secteur 3 mps au tour

N°66 SORET Rayhan

1	19.636	19.530	14.133	53.299
2	18.757	19.732	14.051	52.540
3	18.481	19.346	14.131	51.958
4	18.428	19.175	13.930	51.533
5	18.196	19.231	13.910	51.337
6	18.311	19.120	13.830	51.261
7	18.652	19.057	13.912	51.621
8	18.234	19.094	13.873	51.201
9	18.126	19.154	13.914	51.194

N°77 VAISON Ayrton

1	24.101	20.115	14.489	58.705
2	19.272	19.910	14.542	53.724
3	19.166	19.890	14.376	53.432
4	18.965	19.936	14.507	53.408
5	19.022	19.739	14.468	53.229
6	19.101	19.782	14.437	53.320
7	18.805	19.803	14.281	52.889
8	19.042	19.861	14.575	53.478
9	19.160	19.762	14.252	53.174

N°99 MASSON Esteban

1	20.709	19.826	14.133	54.668
2	18.607	19.493	14.158	52.258
3	18.414	19.400	13.986	51.800
4	18.235	19.277	14.052	51.564
5	18.346	19.408	13.970	51.724
6	18.169	19.159	13.974	51.302
7	18.231	19.220	13.981	51.432
8	18.659	19.227	13.884	51.770
9	18.116	19.281	13.881	51.278



Minime

Manche Qualificative 1 (M1)

Document 7

Grille de départ

Sous réserve du contrôle technique ou d'incidents d'ordre sportif

		12	77 VAISON Ayrton CRG BY KCM / / BRIDGESTONE
11	TREILLARD DE QUINEMO Guillaume SODI / / BRIDGESTONE	11	14 FUSIL Tonin BIREL / / BRIDGESTONE
13	MONTANDRAUD Killian CRG BY KCM / / BRIDGESTONE	10	17 CAVAILHES Vincent ZANARDI / / BRIDGESTONE
18	BERNARD Ethan BIREL / / BRIDGESTONE	9	16 LEGER Dylan TONY KART / / BRIDGESTONE
12	GAZEAU Cesar CRG BY KCM / / BRIDGESTONE	8	61 SIONVILLE Timothy SODI / / BRIDGESTONE
30	ROUX Dorian ALPHA KARTING / / BRIDGESTONE	7	2 JOULIE Enzo ZANARDI / / BRIDGESTONE
22	BERNIER Victor SODI / / BRIDGESTONE	6	42 CHAPON Lucas CRG BY KCM / / BRIDGESTONE
23	HAMON Ethan CRG BY KCM / / BRIDGESTONE	5	10 CABIROU Loris EXPRIT / / BRIDGESTONE
99	MASSON Esteban SODI / / BRIDGESTONE	4	8 CHRISTEN Charles NOWA KART / / BRIDGESTONE
7	MEGUETOUNIF Sami CRG BY KCM / / BRIDGESTONE	3	62 TANIC Craig BIREL / / BRIDGESTONE
66	SORET Rayhan ZANARDI / / BRIDGESTONE	2	44 AUGEREAU Daniel-Scott TONY KART / / BRIDGESTONE
3	COSTET Enzo CRG BY KCM / / BRIDGESTONE	1	26 DAVID Hadrien ZANARDI / / BRIDGESTONE

POLE POSITION



Départ : 18/07 - 11:10 9 Tours = 9,333 Km

St Amand (FRA) 16-19/07/2015

Page 1 / 1

3MK Events

Apex Timing 





Minime

Essais Qualificatifs 1 (QP1)

Document 6.1 OFFICIEL

Résultats

Sous réserve du contrôle technique ou d'incidents d'ordre sportif

Cl	N°	Pilote	Concurrent	Equipement	Secteur 1	Secteur 2	Secteur 3	Temps	Ecart	Tours
1	26	DAVID Hadrien	Cbk	ZANARDI / / BRIDGESTONE	17.984	18.901	13.653	50.538		10
2	3	COSTET Enzo	Sg Driver	CRG BY KCM / / BRIDGESTONE	18.236	18.991	13.809	51.036	0.498	10
3	44	AUGEREAU Daniel-Scott	Cedric Sport	TONY KART / / BRIDGESTONE	18.250	18.980	13.838	51.068	0.530	9
4	66	SORET Rayhan	Team Slr	ZANARDI / / BRIDGESTONE	18.212	19.054	13.894	51.160	0.622	10
5	62	TANIC Craig	Mgt Distribution	BIREL / / BRIDGESTONE	18.198	19.010	13.997	51.205	0.667	10
6	7	MEGUETOUNIF Sami	Kart In Pro Competition	CRG BY KCM / / BRIDGESTONE	18.201	19.214	13.810	51.225	0.687	9
7	8	CHRISTEN Charles	Rossel Competition	NOWA KART / / BRIDGESTONE	18.291	18.966	14.009	51.266	0.728	9
8	99	MASSON Esteban	Kartam Racing	SODI / / BRIDGESTONE	18.341	19.144	13.979	51.464	0.926	9
9	10	CABIROU Loris	Karting Plus / Suau Racing	EXPRIT / / BRIDGESTONE	18.389	19.247	13.851	51.487	0.949	9
10	23	HAMON Ethan	Hrt	CRG BY KCM / / BRIDGESTONE	18.321	19.246	13.997	51.564	1.026	9
11	42	CHAPON Lucas	Pks	CRG BY KCM / / BRIDGESTONE	18.290	19.338	13.956	51.584	1.046	9
12	22	BERNIER Victor	Mega Games Extrême Limite	SODI / / BRIDGESTONE	18.383	19.272	14.007	51.662	1.124	9
13	2	JOULIE Enzo	Rk Competition	ZANARDI / / BRIDGESTONE	18.682	19.101	13.888	51.671	1.133	9
14	30	ROUX Dorian	Dr Compétition	ALPHA KARTING / / BRIDGESTONE	18.426	19.206	14.063	51.695	1.157	9
15	61	SIONVILLE Timothy	Ckm	SODI / / BRIDGESTONE	18.350	19.371	13.975	51.696	1.158	9
16	12	GAZEAU Cesar	Lmc	CRG BY KCM / / BRIDGESTONE	18.532	19.291	13.959	51.782	1.244	9
17	16	LEGER Dylan	Cedric Sport	TONY KART / / BRIDGESTONE	18.776	19.173	13.872	51.821	1.283	9
18	18	BERNARD Ethan	Abc Junior Team	BIREL / / BRIDGESTONE	18.418	19.338	14.098	51.854	1.316	9
19	17	CAVAILHES Vincent	Team Rossel Compétition	ZANARDI / / BRIDGESTONE	18.377	19.442	14.123	51.942	1.404	9
20	13	MONTANDRAUD Killian	Drt / Oks	CRG BY KCM / / BRIDGESTONE	18.554	19.411	14.086	52.051	1.513	6
21	14	FUSIL Tonin	Sologne Sport Tech	BIREL / / BRIDGESTONE	18.615	19.460	14.081	52.156	1.618	9
22	11	TREILLARD DE QUINEMO	Technikart	SODI / / BRIDGESTONE	18.617	19.515	14.233	52.365	1.827	9
23	77	VAISON Ayrton		CRG BY KCM / / BRIDGESTONE	18.880	20.138	14.911	53.929	3.391	8

N°30 ROUX Dorian : Avertissement

N°18 BERNARD Ethan : Avertissement

N°13 MONTANDRAUD Killian : Avertissement

Départ : 18/07 - 09:06:07

Meilleur tour : N°26 DAVID Hadrien

50.538 73,86 Km/h

Météo : Légèrement nuageux Air : 21°C Piste : Sèche

St Amand (FRA) 16-19/07/2015

Page 1 / 1

3MK Events

Apex Timing 





Minime

Essais Qualificatifs 1 (QP1)

Pour information, sans valeur officielle

Best Sectors Analysis

S1			S2			S3			Ideal Lap Times					
Cl't	N°	Temps	Cl't	N°	Temps	Cl't	N°	Temps	Cl't	N°	Pilote	Ideal Lap	Best Lap	Diff.
1	26	17.949	1	26	18.901	1	26	13.643	1	26	DAVID Hadrien	50.493	50.538	0.045
2	62	18.198	2	44	18.933	2	44	13.756	2	44	AUGEREAU Daniel-Scott	50.939	51.068	0.129
3	7	18.201	3	62	18.950	3	3	13.809	3	62	TANIC Craig	50.994	51.205	0.211
4	66	18.212	4	8	18.966	4	7	13.810	4	3	COSTET Enzo	51.036	51.036	
5	3	18.236	5	3	18.991	5	10	13.832	5	66	SORET Rayhan	51.131	51.160	0.029
6	44	18.250	6	66	19.054	6	62	13.846	5	7	MEGUETOUNIF Sami	51.131	51.225	0.094
7	8	18.286	7	2	19.101	7	66	13.865	7	8	CHRISTEN Charles	51.142	51.266	0.124
8	42	18.290	8	7	19.120	8	16	13.872	8	10	CABIROU Loris	51.400	51.487	0.087
9	23	18.314	9	99	19.144	9	2	13.888	9	42	CHAPON Lucas	51.406	51.584	0.178
10	99	18.341	10	16	19.152	10	8	13.890	10	99	MASSON Esteban	51.430	51.464	0.034
11	10	18.345	11	30	19.206	11	42	13.906	11	2	JOULIE Enzo	51.507	51.671	0.164
12	61	18.350	12	42	19.210	12	61	13.910	12	23	HAMON Ethan	51.557	51.564	0.007
13	17	18.377	13	10	19.223	13	99	13.945	13	61	SIONVILLE Timothy	51.622	51.696	0.074
14	22	18.383	14	23	19.246	14	12	13.959	14	22	BERNIER Victor	51.632	51.662	0.030
15	30	18.417	15	22	19.272	15	22	13.977	15	30	ROUX Dorian	51.665	51.695	0.030
16	18	18.418	16	17	19.288	16	14	13.992	16	12	GAZEAU Cesar	51.729	51.782	0.053
17	12	18.479	17	12	19.291	17	23	13.997	17	16	LEGER Dylan	51.761	51.821	0.060
18	2	18.518	18	18	19.338	18	30	14.042	18	17	CAVAILHES Vincent	51.767	51.942	0.175
19	13	18.554	19	61	19.362	19	18	14.081	19	18	BERNARD Ethan	51.837	51.854	0.017
20	14	18.579	20	13	19.411	20	13	14.086	20	14	FUSIL Tonin	52.031	52.156	0.125
21	11	18.617	21	11	19.419	21	17	14.102	21	13	MONTANDRAUD Killian	52.051	52.051	
22	16	18.737	22	14	19.460	22	11	14.199	22	11	TREILLARD DE QUINEMO Guillaun	52.235	52.365	0.130
23	77	18.880	23	77	20.138	23	77	14.251	23	77	VAISON Ayrton	53.269	53.929	0.660



Minime

Essais Qualificatifs 1 (QP1)

Analyse des tours

Pour information, sans valeur officielle

Tours Secteur 1 Secteur 2 Secteur 3 mps au tour

N°2 JOULIE Enzo

1	22.241	20.302	14.733	57.276
2	19.499	19.561	14.197	53.257
3	18.823	19.372	14.242	52.437
4	18.648	19.471	14.005	52.124
5	21.318	23.852	14.064	59.234
6	18.518	19.188	13.995	51.701
7	20.154	19.401	14.137	53.692
8	18.595	19.139	13.989	51.723
9	18.682	19.101	13.888	51.671

N°3 COSTET Enzo

1	22.105	20.369	14.594	57.068
2	19.746	19.992	14.258	53.996
3	18.715	19.351	14.071	52.137
4	18.657	19.319	14.004	51.980
5	18.587	20.848	13.992	53.427
6	18.569	19.360	13.902	51.831
7	18.394	19.180	13.931	51.505
8	18.410	19.100	13.810	51.320
9	18.236	18.991	13.809	51.036
10	18.244	19.132	13.866	51.242

N°7 MEGUETOUNIF Sami

1	22.823	20.571	14.751	58.145
2	19.092	19.477	14.098	52.667
3	18.748	19.351	14.071	52.170
4	18.461	19.441	14.045	51.947
5	18.512	19.163	14.067	51.742
6	18.369	19.220	13.894	51.483
7	18.265	19.171	13.984	51.420
8	18.201	19.214	13.810	51.225
9	18.314	19.120	13.888	51.322

Tours Secteur 1 Secteur 2 Secteur 3 mps au tour

N°8 CHRISTEN Charles

1	29.863	25.822	15.412	1:11.097
2	19.328	19.620	14.347	53.295
3	18.728	19.477	14.071	52.276
4	18.451	19.293	14.064	51.808
5	18.522	19.127	14.490	52.139
6	18.303	19.260	14.039	51.602
7	18.286	19.083	14.054	51.423
8	18.291	18.966	14.009	51.266
9	18.316	19.110	13.890	51.316

N°10 CABIROU Loris

1	32.972	20.786	15.383	1:09.141
2	19.475	20.019	14.266	53.760
3	18.749	19.553	14.109	52.411
4	18.619	19.455	14.552	52.626
5	18.433	19.394	13.928	51.755
6	18.610	19.374	13.984	51.968
7	18.345	19.525	13.924	51.794
8	18.596	19.223	13.832	51.651
9	18.389	19.247	13.851	51.487

N°11 TREILLARD DE QUINEMO Guillaume

1	22.024	20.668	14.617	57.309
2	19.365	20.120	14.806	54.291
3	19.054	19.593	14.337	52.984
4	19.533	19.560	14.423	53.516
5	18.804	19.474	14.378	52.656
6	18.844	19.419	14.508	52.771
7	19.520	19.571	14.199	53.290
8	18.917	19.932	14.290	53.139
9	18.617	19.515	14.233	52.365

N°12 GAZEAU Cesar

1	25.054	20.653	15.965	1:01.672
2	19.630	19.970	14.450	54.050

Tours Secteur 1 Secteur 2 Secteur 3 mps au tour

3	20.865	19.451	14.185	54.501
4	18.791	19.433	14.209	52.433
5	18.667	19.379	14.067	52.113
6	18.479	19.379	14.037	51.895
7	18.532	19.291	13.959	51.782
8	18.572	19.443	13.971	51.986
9	18.526	19.310	13.963	51.799

N°13 MONTANDRAUD Killian

1	27.788	3:02.788	16.711	3:47.287
2	26.412	20.387	14.851	1:01.650
3	18.897	20.071	14.167	53.135
4	18.554	19.411	14.086	52.051
5	18.582	19.526	14.394	52.502
6	18.959	19.454	14.225	52.638

N°14 FUSIL Tonin

1	22.139	21.011	15.408	58.558
2	19.384	20.303	14.573	54.260
3	19.554	20.299	14.534	54.387
4	18.587	19.785	14.231	52.603
5	18.836	19.593	14.069	52.498
6	18.579	19.551	14.241	52.371
7	18.658	19.497	14.047	52.202
8	18.634	19.539	13.992	52.165
9	18.615	19.460	14.081	52.156

N°16 LEGER Dylan

1	21.784	20.144	15.203	57.131
2	19.642	19.649	14.227	53.518
3	19.224	19.378	14.067	52.669
4	18.791	19.318	14.179	52.288
5	35.826	19.426	13.952	1:09.204
6	18.823	19.308	14.073	52.204
7	18.758	19.152	13.973	51.883
8	18.776	19.173	13.872	51.821



Minime

Essais Qualificatifs 1 (QP1)

Analyse des tours

Pour information, sans valeur officielle

Tours	Secteur 1	Secteur 2	Secteur 3	mps au tour	Tours	Secteur 1	Secteur 2	Secteur 3	mps au tour	Tours	Secteur 1	Secteur 2	Secteur 3	mps au tour
9	18.737	19.190	13.943	51.870										
N°17 CAVAILHES Vincent					N°23 HAMON Ethan					N°42 CHAPON Lucas				
1	23.402	20.489	14.819	58.710	1	23.327	20.236	15.855	59.418	1	22.563	21.140	15.184	58.887
2	19.478	19.674	14.328	53.480	2	19.404	19.584	14.520	53.508	2	20.071	19.742	14.292	54.105
3	18.867	19.444	14.351	52.662	3	19.027	19.759	14.185	52.971	3	18.817	19.443	14.078	52.338
4	18.922	19.487	14.102	52.511	4	18.937	19.508	14.315	52.760	4	18.749	19.316	14.121	52.186
5	18.753	20.103	14.124	52.980	5	19.044	19.321	14.018	52.383	5	19.041	19.603	13.965	52.609
6	18.524	19.288	14.454	52.266	6	18.553	19.265	14.032	51.850	6	18.337	19.210	14.069	51.616
7	18.377	19.442	14.123	51.942	7	18.321	19.246	13.997	51.564	7	18.479	19.251	13.906	51.636
8	27.649	22.352	14.103	1:04.104	8	18.314	19.587	14.124	52.025	8	18.453	19.328	14.013	51.794
9	18.534	19.408	14.560	52.502	9	18.433	19.320	14.091	51.844	9	18.290	19.338	13.956	51.584
N°18 BERNARD Ethan					N°26 DAVID Hadrien					N°44 AUGEREAU Daniel-Scott				
1	22.157	20.333	15.182	57.672	1	21.476	19.865	14.277	55.618	1	22.933	21.242	14.929	59.104
2	19.228	20.007	14.543	53.778	2	19.100	19.434	13.937	52.471	2	19.413	19.565	14.150	53.128
3	18.856	19.999	14.378	53.233	3	18.351	19.354	14.364	52.069	3	18.903	19.507	13.925	52.335
4	18.683	19.789	14.159	52.631	4	18.326	19.130	13.818	51.274	4	18.666	19.536	14.251	52.453
5	18.652	19.592	14.081	52.325	5	18.255	19.008	13.718	50.981	5	18.755	19.557	13.913	52.225
6	18.591	19.678	14.119	52.388	6	18.121	18.929	13.643	50.693	6	18.465	19.353	13.905	51.723
7	18.534	19.479	14.184	52.197	7	17.984	18.901	13.653	50.538	7	18.579	19.010	13.756	51.345
8	18.767	19.604	14.162	52.533	8	17.996	18.923	13.683	50.602	8	18.353	18.933	13.936	51.222
9	18.418	19.338	14.098	51.854	9	18.352	18.910	13.651	50.913	9	18.250	18.980	13.838	51.068
N°22 BERNIER Victor					N°30 ROUX Dorian					N°61 SIONVILLE Timothy				
1	22.724	20.702	14.803	58.229	1	22.815	20.695	15.871	59.381	1	28.580	20.407	15.279	1:04.266
2	19.203	19.585	14.466	53.254	2	19.313	20.290	14.423	54.026	2	19.395	19.672	14.287	53.354
3	19.417	20.917	14.127	54.461	3	18.765	19.838	14.254	52.857	3	18.812	19.430	14.104	52.346
4	18.655	19.459	13.977	52.091	4	18.681	19.709	14.364	52.754	4	18.546	19.362	13.975	51.883
5	18.476	19.409	14.012	51.897	5	18.759	19.586	14.057	52.402	5	18.612	19.395	14.047	52.054
6	18.461	19.344	14.202	52.007	6	18.417	19.565	14.180	52.162	6	18.420	19.493	13.974	51.887
7	18.383	19.272	14.007	51.662	7	18.562	19.526	14.042	52.130	7	18.350	19.371	13.975	51.696
8	21.068	24.567	14.288	59.923	8	18.458	19.468	14.064	51.990	8	18.359	22.958	15.109	56.426
9	18.397	19.343	14.053	51.793	9	18.426	19.206	14.063	51.695	9	19.358	19.421	13.910	52.689
N°62 TANIC Craig														
1	21.941	20.481	14.483	56.905										
2	19.475	19.559	14.226	53.260										





Minime

Essais Qualificatifs 1 (QP1)

Pour information, sans valeur officielle

Analyse des tours

Tours	Secteur 1	Secteur 2	Secteur 3	mps au tour	Tours	Secteur 1	Secteur 2	Secteur 3	mps au tour
3	18.807	19.499	13.971	52.277	5	18.748	19.752	14.113	52.613
4	18.449	19.183	13.914	51.546	6	18.535	19.415	14.004	51.954
5	18.513	19.550	14.007	52.070	7	18.465	19.322	13.952	51.739
6	18.540	18.950	13.971	51.461	8	18.341	19.144	13.979	51.464
7	18.341	19.145	13.893	51.379	9	18.397	19.213	13.945	51.555
8	18.331	19.202	13.910	51.443					
9	18.262	19.220	13.846	51.328					
10	18.198	19.010	13.997	51.205					

N°66 SORET Rayhan

1	21.783	20.472	14.649	56.904
2	19.772	20.100	14.309	54.181
3	18.793	19.513	14.158	52.464
4	18.546	19.407	14.142	52.095
5	18.549	19.864	14.071	52.484
6	18.368	19.440	14.040	51.848
7	18.350	19.221	13.968	51.539
8	18.431	19.127	13.959	51.517
9	18.301	19.132	13.865	51.298
10	18.212	19.054	13.894	51.160

N°77 VAISON Ayrton

1	22.751	21.309	57.474	1:41.534
2	19.527	21.448	14.925	55.900
3	19.245	20.601	14.592	54.438
4	19.141	20.792	15.458	55.391
5	18.931	20.228	15.521	54.680
6	24.877	20.315	14.251	59.443
7	18.957	20.307	14.980	54.244
8	18.880	20.138	14.911	53.929

N°99 MASSON Esteban

1	21.255	20.218	14.438	55.911
2	19.114	20.270	14.365	53.749
3	18.876	19.920	14.178	52.974
4	18.555	19.511	14.080	52.146



Minime Liste des participants (23 Pilotes)

Document 1

N°	Pilote	Concurrent	Equipement
2	JOULIE Enzo	Rk Competition	ZANARDI / / BRIDGESTONE
3	COSTET Enzo	Sg Driver	CRG BY KCM / / BRIDGESTONE
7	MEGUETOUNIF Sami	Kart In Pro Competition	CRG BY KCM / / BRIDGESTONE
8	CHRISTEN Charles	Rossel Competition	NOWA KART / / BRIDGESTONE
10	CABIROU Loris	Karting Plus / Suau Racing	EXPRIT / / BRIDGESTONE
11	TREILLARD DE QUINEMO Guillaume	Technikart	SODI / / BRIDGESTONE
12	GAZEAU Cesar	Lmc	CRG BY KCM / / BRIDGESTONE
13	MONTANDRAUD Killian	Drt / Oks	CRG BY KCM / / BRIDGESTONE
14	FUSIL Tonin	Sologne Sport Tech	BIREL / / BRIDGESTONE
16	LEGER Dylan	Cedric Sport	TONY KART / / BRIDGESTONE
17	CAVAILHES Vincent	Team Rossel Compétition	ZANARDI / / BRIDGESTONE
18	BERNARD Ethan	Abc Junior Team	BIREL / / BRIDGESTONE
22	BERNIER Victor	Mega Games Extrême Limite	SODI / / BRIDGESTONE
23	HAMON Ethan	Hrt	CRG BY KCM / / BRIDGESTONE
26	DAVID Hadrien	Cbk	ZANARDI / / BRIDGESTONE
30	ROUX Dorian	Dr Compétition	ALPHA KARTING / / BRIDGESTONE
42	CHAPON Lucas	Pks	CRG BY KCM / / BRIDGESTONE
44	AUGEREAU Daniel-Scott	Cedric Sport	TONY KART / / BRIDGESTONE
61	SIONVILLE Timothy	Ckm	SODI / / BRIDGESTONE
62	TANIC Craig	Mgt Distribution	BIREL / / BRIDGESTONE
66	SORET Rayhan	Team Slr	ZANARDI / / BRIDGESTONE
77	VAISON Ayrton		CRG BY KCM / / BRIDGESTONE
99	MASSON Esteban	Kartam Racing	SODI / / BRIDGESTONE