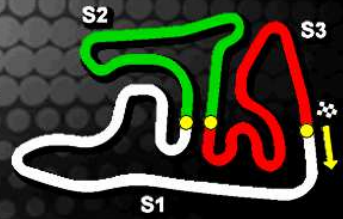
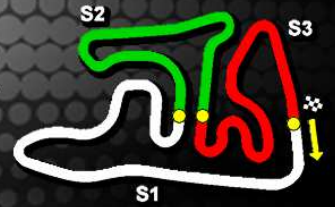




WSK SUPER MASTER
SARNO 26.04.2015





KF Results

For information purposes. No official / regulatory value

Rnk	No	Driver	Nation	R1PFA	R1PFB	R1F	R2PFA	R2PFB	R2F	R3PFA	R3PFB	R3F	R4PF	R4F	Points
1	201	NIELSEN NICKLAS		30	-	30	40	-	30	50	-	0	40	60	280
2	203	BASZ KAROL		-	30	50	-	40	60	20	-	20	5	7	232
3	221	TIENE FELICE		0	-	-	0	-	0	-	40	40	60	80	220
4	207	VARTANYAN ALEXANDER		-	10	0	-	20	0	-	50	70	20	50	220
5	211	LORANDI LEONARDO		-	9	15	-	9	7	30	-	50	30	25	175
6	202	ARMSTRONG MARCUS		-	5	6	-	8	6	10	-	12	50	40	137
7	228	ROES CASPER		-	20	12	0	-	0	40	-	25	10	20	127
8	210	VERSCHOOR RICHARD		-	0	0	30	-	9	9	-	30	9	4	91
9	209	VAN LEEUWEN MARTIJN		20	-	20	9	-	1	-	20	0	8	9	87
10	245	VIGANO MATTEO		-	-	-	8	-	40	-	7	1	0	30	86
11	226	FEWTRELL MAX		10	-	9	-	7	15	-	30	7	-	-	78
12	227	VIPS JURI		-	7	0	6	-	0	7	-	4	7	35	66
13	204	JOYNER TOM		-	8	8	3	-	10	8	-	15	6	8	66
14	222	HILTBRAND PEDRO		0	-	-	-	30	12	-	10	10	0	0	62
15	214	CORREA JUAN		-	4	4	20	-	4	0	-	-	4	6	42
16	223	MARCU DIONISIOS		6	-	0	-	0	0	6	-	0	15	15	42
17	205	LESSENNES BENJAMIN		0	-	-	-	10	20	-	9	0	1	0	40
18	219	TRAVISANUTTO LORENZO		9	-	5	0	-	-	-	5	9	0	10	38
19	242	HANLEY BENJAMIN		7	-	10	10	-	E	-	6	0	-	-	33
20	225	BALE THOMAS		-	6	0	4	-	0	15	-	0	-	-	25
21	247	JOCHIMSEN ANDREAS		-	-	-	-	-	-	-	15	8	-	-	23
22	235	BACKMAN JESSICA		1	-	0	0	-	0	-	3	3	3	12	22
23	239	MAESTRANZI MARCO		4	-	0	-	5	0	-	4	2	0	5	20
24	233	JANKER HANNES		8	-	7	1	-	0	-	0	-	-	-	16
25	224	CHAIMONGKOL SASAKORN		-	0	1	-	0	0	-	8	6	-	-	15
26	217	KADLCAK JAKUB		0	-	2	7	-	5	-	-	-	-	-	14
27	218	POTTY MAXIME		-	-	-	-	6	8	-	0	0	-	-	14
28	220	TILLET ARCHIE		0	-	0	-	3	0	-	1	5	0	2	11
29	216	VIGORITO GIANNI		5	-	3	-	2	0	-	-	-	-	-	10
30	236	HAAGA ANTON		-	0	-	-	4	0	5	-	0	-	-	9
31	243	DOS SANTOS MIGUEL CARVALHO		-	-	-	5	-	2	-	-	-	-	-	7
32	238	HAAPALAINEN TUOMAS		3	-	0	-	-	-	3	-	0	-	-	6
33	237	DAHLBERG ALEXANDER		2	-	0	-	0	3	-	-	-	-	-	5
34	253	BACIUSKA ROKAS		-	-	-	-	-	-	0	-	0	2	3	5
35	251	VALTANEN JUHO		-	-	-	-	-	-	4	-	0	-	-	4
36	240	LAUTENSCHLAGER TOM		-	3	0	-	0	0	-	-	-	-	-	3
37	231	STUPENKOV EGOR		-	2	0	-	-	-	-	-	-	-	-	2
38	241	JOHNSEN SINDRE		-	-	-	2	-	0	-	-	-	-	-	2
39	234	KJAERGAARD NICOLAI		-	0	0	-	0	-	2	-	0	0	0	2
40	249	MOILANEN AATU		-	-	-	-	-	-	-	2	0	-	-	2
41	208	SKARAS EMIL		-	1	0	-	-	-	-	-	-	-	-	1
42	229	FESTANTE ALDO		0	-	0	-	-	-	-	0	-	0	1	1
43	215	LUCHES LORENZO		-	0	-	-	1	0	0	-	-	0	0	1
44	250	SITNIKOV NIKITA		-	-	-	-	-	-	1	-	0	-	-	1
45	244	SZYSZKO SZYMON		-	0	0	-	-	-	-	-	-	-	-	0
46	206	GALLETTO FRANCESCO		0	-	0	-	-	-	-	-	-	-	-	0
47	232	PASMA PATRIK		-	0	0	0	-	0	0	-	-	-	-	0
48	212	MIHEVC GASPER		0	-	0	0	-	-	0	-	0	-	-	0



KF

Document 18.2 OFFICIAL

KF
Final (F)
Results

Subject to scrutineering & sporting investigations

Rnk	No	Entrant	Nat	Driver	Nat	Equipment	Laps	Gap	Interv.	Best Lap	Penalty	Points
1	221	CRG S.P.A.	ITA	TIENE FELICE	ITA	CRG / PARILLA / VEGA	15			1:05.507		80
2	201	TONY KART RACING TEAM	ITA	NIELSEN NICKLAS	DNK	TONY KART / VORTEX / VEGA	15	0.225	0.225	1:05.447		60
3	207	Ward Racing	SWE	VARTANYAN ALEXANDER	RUS	TONY KART / VORTEX / VEGA	15	0.915	0.690	1:05.316		50
4	202	TONY KART RACING TEAM	ITA	ARMSTRONG MARCUS	GBR	TONY KART / VORTEX / VEGA	15	4.696	3.781	1:05.594		40
5	227	RICKY FLYNN MOTORSPORT	GBR	VIPS JURI	EST	FA KART / VORTEX / VEGA	15	7.081	2.385	1:05.766		35
6	245	COMER TOP KART	ITA	VIGANO MATTEO	ITA	TOP KART / PARILLA / VEGA	15	9.050	1.969	1:05.843		30
7	211	BABY RACE SRL	ITA	LORANDI LEONARDO	ITA	TONY KART / VORTEX / VEGA	15	9.721	0.671	1:05.586		25
8	228	RICKY FLYNN MOTORSPORT	GBR	ROES CASPER	DNK	FA KART / VORTEX / VEGA	15	10.277	0.556	1:05.687		20
9	223	Ward Racing	SWE	MARCU DIONISIOS	ROU	TONY KART / VORTEX / VEGA	15	10.611	0.334	1:05.734		15
10	235	Kosmic Racing Team	ITA	BACKMAN JESSICA	SWE	KOSMIC / VORTEX / VEGA	15	12.452	1.841	1:05.831		12
11	219	SCUDERIA PCR SRL	ITA	TRAVISANUTTO LORENZO	ITA	PCR / TM / VEGA	15	12.604	0.152	1:06.007		10
12	209	CRG Keijzer Racing	NLD	VAN LEEUWEN MARTIN	NLD	CRG / TM / VEGA	15	12.719	0.115	1:05.890		9
13	204	STRAKKA BHAITECH	SWE	JOYNER TOM	GBR	ZANARDI / TM / VEGA	15	13.257	0.538	1:06.004		8
14	203	Kosmic Racing Team	ITA	BASZ KAROL	POL	KOSMIC / VORTEX / VEGA	15	13.467	0.210	1:05.601	+10.000	7
15	214	ENERGY CORSE SRL	ITA	CORREA JUAN	USA	ENERGY / TM / VEGA	15	13.772	0.305	1:05.952		6
16	239	COMER TOP KART	ITA	MAESTRANZI MARCO	ITA	TOP KART / PARILLA / VEGA	15	14.502	0.730	1:06.107		5
17	210	RB RACING	CHE	VERSCHOOR RICHARD	NLD	EXPRIT / VORTEX / VEGA	15	15.085	0.583	1:05.732		4
18	253	RB RACING	CHE	BACIUSKA ROKAS	LTU	EXPRIT / VORTEX / VEGA	15	16.698	1.613	1:05.952		3
19	220	CRG S.P.A.	ITA	TILLET ARCHIE	GBR	CRG / PARILLA / VEGA	15	17.488	0.790	1:06.140		2
20	229	Forza Racing	GBR	FESTANTE ALDO	ITA	TONY KART / VORTEX / VEGA	15	20.676	3.188	1:06.130		1
21	234	Ward Racing	SWE	KJAERGAARD NICOLA	DNK	TONY KART / VORTEX / VEGA	15	20.776	0.100	1:06.253		0
22	252	MORSICANI RACING SARNO	ITA	GHENO JACOPO	ITA	TONY KART / VORTEX / VEGA	15	23.684	2.908	1:06.481		0
23	215	OK1 RACING TEAM	CZE	LUCHES LORENZO	ITA	OK1 / TM / VEGA	15	25.996	2.312	1:06.590		0
24	254	STRAKKA BHAITECH	SWE	MARTUCCI MARIO	ITA	ZANARDI / TM / VEGA	8	7 Laps	7 Laps	1:06.835		0
25	205	STRAKKA BHAITECH	SWE	LESSENNES BENJAMIN	BEL	ZANARDI / TM / VEGA	4	11 Laps	4 Laps	1:06.333		0

No203 BASZ KAROL : 10 sec time penalty for bad manoeuvre (art 2.24 CIK General Prescriptions). According to Stewards' Decision No.27.

Not Classified

	222	CRG S.P.A.	ITA	HILTBRAND PEDRO	ESP	CRG / PARILLA / VEGA		DNS				
--	-----	------------	-----	-----------------	-----	----------------------	--	-----	--	--	--	--

Leaders : No221 TIENE FELICE (1-15)

Start Time : 26/04 - 14:44:34

Best Lap : No207 VARTANYAN ALEXANDER 1:05.316 93,64 Kph

Weather : Slightly cloudy Air : 22°C Track : Dry

Event Record : No207 VARTANYAN ALEXANDER 1:05.129 93,91 Kph



DOCUMENT N° 27

DÉCISION DES COMMISSAIRES SPORTIFS STEWARDS' DECISION

PÉNALITÉ INFLIGÉE AU CONCURRENT (NOM) : **Kosmic Racing Team**
PENALTY INFLICTED UPON THE ENTRANT (NAME):

NATIONALITÉ / NATIONALITY: **ITA**

N°: **203**
No.:

PILOTE : **BASZ KAROL**
DRIVER :

Concerne la partie de l'Épreuve : **KF - Final**
Concerns the part of the event:

ÉNONCÉ / STATEMENT:

10 sec time penalty in the final .

MOTIF / REASON:

The Driver no. 203 was causing an incident. In the Heat concerned in 1 lap by MP 2 he pushed the kart in front of him (kart no. 214) an following of this manoeuvre Driver no. 214 lost positions (proved by relevant video sequence). Having considered the relevant video and after hearing the Entrant and Driver concerned, the Stewards assess this manoeuvre as an incident according to art 2.24 CIK General Prescriptions. This decision is made in application of art. 2.24 CIK General Prescriptions and art. 12.3. FIA International Sporting Code.

Décision annoncée
Decision announced

Date / Date: **26/04/2015**

Heure / Time: **15:19**

Nom / Name

Signature

Président du Collège / Chairman of the Panel:

Oronzo Di Bari (I) :

Membres du Collège / Members of the Panel:

Giovanni Valentino (I) :

Nicola Giorgione (I) :

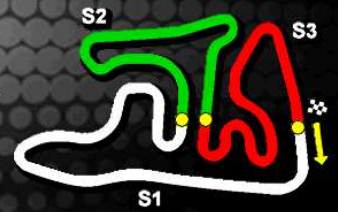
NOTIFICATION AU CONCURRENT CONCERNÉ / NOTIFICATION TO THE RELEVANT ENTRANT

Je soussigné :
I undersigned: Nom personnel / personal name

Représentant du Concurrent : **Kosmic Racing Team**
Representing the Entrant: Nom du Concurrent / Entrant's name

Certifie avoir reçu notification du document N° **27** des Commissaires Sportifs de l'Épreuve.
Certify that I have been notified of document No. by the Stewards of the Meeting.

Date : Heure / Time: Signature :



KF
KF Final (F)
 Lap Chart

For information purposes. No official / regulatory value

	1	2	3	4	5	6	7	8	9	10	11	12	13	14	15	16	17	18	19	20	21	22	23	24	25	26
Grid	221	202	201	211	207	223	228	210	209	227	204	203	214	235	253	205	239	252	220	229	234	215	245	219	254	222
Start	221	201	207	228	202	209	211	210	204	227	203	214	235	205	253	252	239	234	254	229	245	215	219	220	223	
Lap 1 Interval	221	201	207	228	209	203	202	227	205	239	204	245	235	234	211	252	254	220	219	223	214	229	215	210	253	0.0
Lap 2	221	201	207	228	209	203	227	202	239	205	245	204	235	211	234	254	223	219	214	220	252	210	229	215	253	0.0
Lap 3	221	201	207	228	203	209	227	202	239	245	205	204	235	211	234	223	219	254	214	220	210	229	253	215	252	0.0
Lap 4	221	201	207	203	228	227	209	202	239	245	205	204	211	235	234	223	219	214	254	210	220	229	253	252	215	0.1
Lap 5	221	201	203	228	207	227	202	209	245	239	204	211	235	223	219	234	214	210	220	254	229	253	252	215		
Lap 6	221	201	203	207	202	227	245	209	228	211	239	204	235	223	219	234	214	210	220	229	253	254	252	215		
Lap 7	221	201	203	207	202	227	245	209	211	228	235	223	239	204	219	234	214	210	220	253	229	254	252	215		
Lap 8	221	201	207	203	202	227	245	209	211	228	223	235	239	219	204	234	214	210	220	253	229	254	252	215		
Lap 9	221	201	207	203	202	227	245	209	211	228	223	235	239	219	204	214	234	210	220	253	229	252	215			
Lap 10	221	201	207	203	202	227	245	211	209	228	223	235	219	239	204	214	210	234	220	253	229	252	215			
Lap 11	221	201	207	203	202	227	245	211	228	209	223	235	219	239	204	214	210	220	253	234	229	252	215			
Lap 12	221	201	207	203	202	227	245	211	228	209	223	235	219	239	204	214	210	220	253	229	234	252	215			
Lap 13	221	201	207	203	202	227	245	209	211	223	228	235	219	239	204	214	210	253	220	234	229	252	215			
Lap 14	221	201	207	203	202	227	245	211	228	223	209	235	219	204	214	239	210	253	220	234	229	252	215			
Lap 15	221	201	207	203	202	227	245	211	228	223	235	219	209	204	214	239	210	253	220	229	234	252	215			



KF

KF Final (F)

Lap Time Analysis

For information purposes. No official / regulatory value

Laps	Sector 1	Sector 2	Sector 3	Lap Time	Laps	Sector 1	Sector 2	Sector 3	Lap Time	Laps	Sector 1	Sector 2	Sector 3	Lap Time
No201 NIELSEN NICKLAS					No204 JOYNER TOM					No210 VERSCHOOR RICHARD				
1	27.522	18.871	20.992	1:07.385	15	26.739	18.557	20.395	1:05.691	9	26.710	18.713	20.467	1:05.890
2	27.267	18.782	20.779	1:06.828	10	26.770	19.096	20.637	1:06.503	10	26.770	19.096	20.637	1:06.503
3	26.967	18.673	20.549	1:06.189	11	27.437	18.818	20.624	1:06.879	11	26.749	19.096	20.718	1:06.563
4	27.170	18.652	20.369	1:06.191	12	26.832	18.785	20.591	1:06.208	12	26.842	18.778	20.461	1:06.081
5	26.754	18.664	20.414	1:05.832	13	26.855	18.763	20.576	1:06.194	13	26.811	18.989	20.754	1:06.554
6	26.705	18.558	20.417	1:05.680	14	26.771	18.829	20.516	1:06.116	14	28.112	19.031	20.849	1:07.992
7	26.635	18.569	20.286	1:05.490	5	27.031	18.746	20.616	1:06.393	15	27.797	18.779	20.428	1:07.004
8	26.670	18.608	20.263	1:05.541	6	27.313	18.808	22.291	1:08.412	No210 VERSCHOOR RICHARD				
9	26.626	18.575	20.317	1:05.518	7	27.490	18.869	20.522	1:06.881	1	33.834	18.987	21.498	1:14.319
10	26.666	18.569	20.314	1:05.549	8	26.802	18.812	20.516	1:06.130	2	27.269	18.786	21.487	1:07.542
11	26.705	18.566	20.382	1:05.653	9	26.927	18.804	20.520	1:06.251	3	26.899	18.681	20.466	1:06.046
12	26.757	18.599	20.319	1:05.675	10	26.854	18.857	20.602	1:06.313	4	27.059	18.811	20.453	1:06.323
13	26.705	18.572	20.307	1:05.584	11	26.825	18.812	20.485	1:06.122	5	26.790	18.751	20.464	1:06.005
14	26.650	18.526	20.283	1:05.459	12	26.796	18.712	20.536	1:06.044	6	26.670	18.722	20.431	1:05.823
15	26.685	18.494	20.268	1:05.447	13	26.913	18.958	20.581	1:06.452	7	26.745	19.864	20.480	1:07.089
No202 ARMSTRONG MARCUS					14	26.840	18.686	20.478	1:06.004	8	26.714	18.755	20.406	1:05.875
1	28.274	19.289	20.786	1:08.349	No205 LESSENNES BENJAMIN					9	26.697	18.733	22.082	1:07.512
2	26.964	18.818	21.454	1:07.236	1	28.867	19.019	20.816	1:08.702	10	26.827	18.709	20.678	1:06.214
3	26.845	18.662	20.471	1:05.978	2	27.274	18.966	20.710	1:06.950	11	26.718	18.760	20.463	1:05.941
4	26.765	19.065	20.627	1:06.457	3	26.944	19.111	20.643	1:06.698	12	26.782	18.806	20.459	1:06.047
5	26.947	18.760	20.408	1:06.115	4	26.825	18.906	20.602	1:06.333	13	26.716	18.689	20.419	1:05.824
6	26.842	18.939	20.724	1:06.505	No207 VARTANYAN ALEXANDER					14	26.786	18.719	20.385	1:05.890
7	26.691	18.617	20.390	1:05.698	1	27.486	18.877	21.018	1:07.381	15	26.658	18.707	20.367	1:05.732
8	26.634	18.664	20.362	1:05.660	2	27.341	18.765	20.688	1:06.794	No211 LORANDI LEONARDO				
9	26.609	18.650	20.390	1:05.649	3	27.035	18.638	20.566	1:06.239	1	30.916	19.358	21.514	1:11.788
10	26.566	18.643	20.385	1:05.594	4	27.181	18.848	20.571	1:06.600	2	26.860	18.712	20.482	1:06.054
11	26.696	18.731	20.440	1:05.867	5	27.389	18.859	20.808	1:07.056	3	26.752	18.643	20.457	1:05.852
12	26.645	18.617	20.352	1:05.614	6	26.796	18.483	20.308	1:05.587	4	26.650	18.634	20.552	1:05.836
13	26.713	18.685	20.362	1:05.760	7	26.682	18.601	20.331	1:05.614	5	26.712	18.938	20.379	1:06.029
14	26.652	18.651	20.380	1:05.683	8	26.688	18.628	20.264	1:05.580	6	26.688	18.613	20.780	1:06.081
15	26.707	18.571	20.460	1:05.738	9	26.600	18.544	20.301	1:05.445	7	27.168	18.789	20.457	1:06.414
No203 BASZ KAROL					10	26.546	18.525	20.318	1:05.389	8	26.707	18.644	20.314	1:05.665
1	28.222	18.965	20.702	1:07.889	11	26.611	18.568	20.287	1:05.466	9	26.683	18.567	20.336	1:05.586
2	27.000	18.696	20.888	1:06.584	12	26.558	18.501	20.305	1:05.364	10	26.720	18.926	20.420	1:06.066
3	26.885	18.611	20.459	1:05.955	13	26.588	18.565	20.228	1:05.381	11	26.693	18.650	20.380	1:05.723
4	26.827	18.640	20.509	1:05.976	14	26.590	18.497	20.229	1:05.316	12	26.726	19.328	20.389	1:06.443
5	27.188	18.899	20.475	1:06.562	15	26.635	18.448	20.277	1:05.360	13	27.225	19.368	20.802	1:07.395
6	26.784	18.629	20.364	1:05.777	No209 VAN LEEUWEN MARTIJN					14	27.284	18.708	20.272	1:06.264
7	26.754	18.581	20.343	1:05.678	1	27.785	18.948	20.876	1:07.609	15	26.658	18.601	20.392	1:05.651
8	27.060	18.651	20.376	1:06.087	2	27.080	18.911	20.940	1:06.931	No214 CORREA JUAN				
9	26.703	18.572	20.401	1:05.676	3	27.224	18.710	20.578	1:06.512	1	32.019	19.801	21.878	1:13.698
10	26.758	18.639	20.373	1:05.770	4	26.856	19.211	20.796	1:06.863	2	27.152	18.895	21.103	1:07.150
11	26.731	18.698	20.390	1:05.819	5	27.176	18.814	20.531	1:06.521	3	26.864	18.751	20.593	1:06.208
12	26.727	18.609	20.323	1:05.659	6	26.802	18.788	21.358	1:06.948	4	26.896	18.861	20.538	1:06.295
13	26.802	18.613	20.293	1:05.708	7	26.784	18.790	20.415	1:05.989	5	26.909	18.965	20.446	1:06.320
14	26.700	18.566	20.335	1:05.601	8	26.726	18.757	20.423	1:05.906	6	26.777	18.756	20.420	1:05.953



KF

KF Final (F)

Lap Time Analysis

For information purposes. No official / regulatory value

Laps	Sector 1	Sector 2	Sector 3	Lap Time	Laps	Sector 1	Sector 2	Sector 3	Lap Time	Laps	Sector 1	Sector 2	Sector 3	Lap Time
8	26.867	18.781	20.433	1:06.081	7	26.879	18.804	20.478	1:06.161	6	27.144	19.031	20.858	1:07.033
9	26.878	18.784	20.513	1:06.175	8	26.898	18.818	20.511	1:06.227	7	26.677	18.703	20.386	1:05.766
10	26.792	18.730	20.430	1:05.952	9	26.857	18.804	21.126	1:06.787	8	26.661	18.741	20.389	1:05.791
11	26.789	18.753	20.501	1:06.043	10	26.990	18.761	20.642	1:06.393	9	26.682	18.762	20.502	1:05.946
12	26.759	18.773	20.524	1:06.056	11	26.930	18.785	20.425	1:06.140	10	26.739	18.682	20.475	1:05.896
13	26.777	18.797	20.436	1:06.010	12	26.869	18.791	20.676	1:06.336	11	26.745	18.782	20.488	1:06.015
14	26.842	18.868	20.862	1:06.572	13	27.265	18.838	20.505	1:06.608	12	26.780	18.678	20.463	1:05.921
15	26.798	18.741	20.449	1:05.988	14	26.954	18.711	20.519	1:06.184	13	26.749	18.759	20.524	1:06.032
No215 LUCHES LORENZO					No221 TIENE FELICE					No228 ROES CASPER				
1	31.516	19.719	21.666	1:12.901	1	27.574	18.992	20.916	1:07.482	1	27.389	18.725	20.930	1:07.044
2	27.864	19.223	21.046	1:08.133	2	27.214	18.924	20.724	1:06.862	2	27.383	18.856	20.647	1:06.886
3	28.015	19.097	20.864	1:07.976	3	26.916	18.774	20.492	1:06.182	3	27.018	18.681	20.553	1:06.252
4	27.865	18.932	20.687	1:07.484	4	27.073	18.685	20.325	1:06.083	4	27.098	18.826	20.724	1:06.648
5	27.208	19.021	20.766	1:06.995	5	26.733	18.672	20.310	1:05.715	5	27.148	18.961	20.597	1:06.706
6	27.014	18.974	20.602	1:06.590	6	26.672	18.634	20.249	1:05.555	6	27.334	19.004	21.820	1:08.158
7	27.043	19.072	20.721	1:06.836	7	26.641	18.639	20.331	1:05.611	7	27.069	19.235	20.731	1:07.035
8	27.084	19.006	20.733	1:06.823	8	26.662	18.597	20.266	1:05.525	8	26.709	18.696	20.404	1:05.809
9	27.202	18.984	20.735	1:06.921	9	26.631	18.597	20.279	1:05.507	9	26.657	18.629	20.425	1:05.711
10	27.102	18.993	20.853	1:06.948	10	26.660	18.608	20.271	1:05.539	10	26.722	18.621	20.403	1:05.746
11	27.139	18.994	20.672	1:06.805	11	26.698	18.631	20.314	1:05.643	11	26.678	18.815	20.567	1:06.060
12	27.118	19.175	20.828	1:07.121	12	26.705	18.639	20.274	1:05.618	12	26.723	18.678	20.405	1:05.806
13	27.221	18.977	20.674	1:06.872	13	26.712	18.578	20.233	1:05.523	13	26.723	18.678	20.405	1:05.806
14	27.179	18.950	20.648	1:06.777	14	26.698	18.615	20.262	1:05.575	14	27.220	19.273	21.437	1:07.930
15	27.108	18.954	20.692	1:06.754	15	26.698	18.575	20.356	1:05.629	14	26.877	18.835	20.311	1:06.023
No219 TRAVISANUTTO LORENZO					No223 MARCU DIONISIOS					No229 FESTANTE ALDO				
1	30.576	19.830	21.077	1:11.483	1	30.414	19.783	21.188	1:11.385	1	30.415	20.570	21.883	1:12.868
2	27.523	19.176	20.574	1:07.273	2	27.229	18.792	20.558	1:06.579	2	27.175	18.992	21.900	1:08.067
3	26.883	18.765	20.457	1:06.105	3	26.885	18.673	20.481	1:06.039	3	27.585	18.950	20.672	1:07.207
4	26.773	18.779	20.455	1:06.007	4	26.785	18.654	20.505	1:05.944	4	27.026	18.844	20.492	1:06.362
5	26.812	18.776	20.697	1:06.285	5	26.983	18.733	20.399	1:06.115	5	26.883	18.855	20.551	1:06.289
6	26.799	18.823	20.438	1:06.060	6	26.708	18.683	20.371	1:05.762	6	27.215	18.871	20.436	1:06.522
7	26.767	18.727	20.533	1:06.027	7	26.879	18.638	20.698	1:06.215	7	27.393	18.819	20.565	1:06.777
8	26.941	18.769	20.443	1:06.153	8	26.939	18.736	20.400	1:06.075	8	26.934	18.849	20.565	1:06.348
9	26.771	18.763	20.538	1:06.072	9	26.673	18.663	20.398	1:05.734	9	26.858	18.836	20.604	1:06.298
10	26.876	18.795	20.443	1:06.114	10	26.766	18.678	20.348	1:05.792	10	26.942	18.792	20.588	1:06.322
11	26.850	18.848	20.445	1:06.143	11	26.773	18.731	20.402	1:05.906	11	26.917	18.773	20.440	1:06.130
12	26.826	18.772	20.491	1:06.089	12	26.782	18.703	20.412	1:05.897	12	26.972	18.904	20.749	1:06.625
13	26.855	18.793	20.474	1:06.122	13	26.751	18.663	20.860	1:06.274	13	28.403	19.230	20.576	1:08.209
14	26.841	18.727	20.556	1:06.124	14	27.137	18.986	20.526	1:06.649	14	27.000	18.743	20.422	1:06.165
15	26.998	18.764	20.559	1:06.321	15	26.723	18.625	20.396	1:05.744	15	26.940	18.701	20.894	1:06.535
No220 TILLET ARCHIE					No227 VIPS JURI					No234 KJAERGAARD NICOLAI				
1	30.297	19.346	21.596	1:11.239	1	28.865	18.864	20.624	1:08.353	1	29.895	19.400	21.565	1:10.860
2	27.914	19.281	21.231	1:08.426	2	26.970	18.725	21.084	1:06.779	2	27.385	18.805	20.690	1:06.880
3	27.091	18.797	20.595	1:06.483	3	26.788	18.658	20.476	1:05.922	3	26.956	18.728	20.664	1:06.348
4	27.520	18.983	20.580	1:07.083	4	26.831	19.035	20.508	1:06.374	4	27.009	18.832	20.681	1:06.522
5	26.931	19.170	20.508	1:06.609	5	26.721	18.678	20.806	1:06.205					
6	26.872	18.798	20.523	1:06.193										



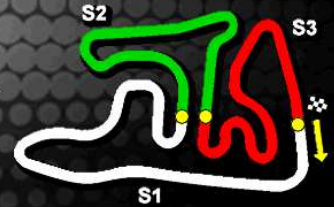
KF

KF Final (F)

Lap Time Analysis

For information purposes. No official / regulatory value



























Laps	Sector 1	Sector 2	Sector 3	Lap Time	Laps	Sector 1	Sector 2	Sector 3	Lap Time	Laps	Sector 1	Sector 2	Sector 3	Lap Time
5	27.296	18.820	21.185	1:07.301	4	26.807	18.729	20.504	1:06.040	3	27.583	19.006	20.783	1:07.372
6	26.946	18.718	20.589	1:06.253	5	26.953	18.830	20.431	1:06.214	4	27.398	19.029	20.812	1:07.239
7	26.980	18.797	20.611	1:06.388	6	26.798	18.704	20.944	1:06.446	5	27.243	19.581	20.822	1:07.646
8	27.022	18.876	20.667	1:06.565	7	26.790	18.636	20.417	1:05.843	6	27.436	19.249	20.782	1:07.467
9	27.388	18.807	21.853	1:08.048	8	26.801	18.687	20.440	1:05.928	7	27.088	18.983	20.764	1:06.835
10	26.960	18.841	21.117	1:06.918	9	26.803	18.709	20.439	1:05.951	8	27.082	19.072	20.847	1:07.001
11	27.664	18.901	20.581	1:07.146	10	26.818	18.673	20.437	1:05.928					
12	27.024	18.844	21.079	1:06.947	11	26.883	18.693	20.515	1:06.091					
13	27.817	19.055	20.609	1:07.481	12	27.053	18.932	20.474	1:06.459					
14	26.944	18.947	20.516	1:06.407	13	27.335	19.084	20.448	1:06.867					
15	26.964	18.746	21.260	1:06.970	14	26.791	18.688	20.394	1:05.873					
					15	26.896	18.786	20.418	1:06.100					
No235 BACKMAN JESSICA					No252 GHENO JACOPO									
1	30.137	19.298	20.936	1:10.371	1	30.615	19.706	21.476	1:11.797					
2	27.108	18.781	20.636	1:06.525	2	28.047	19.392	21.729	1:09.168					
3	26.906	18.713	20.487	1:06.106	3	27.756	19.176	21.714	1:08.646					
4	26.895	18.763	20.819	1:06.477	4	27.546	19.083	20.644	1:07.273					
5	26.878	18.798	20.471	1:06.147	5	27.079	19.003	20.574	1:06.656					
6	26.840	18.673	20.604	1:06.117	6	26.901	18.942	20.681	1:06.524					
7	27.512	18.998	20.907	1:07.417	7	27.044	18.923	20.514	1:06.481					
8	27.468	18.676	20.411	1:06.555	8	27.009	18.942	20.536	1:06.487					
9	26.884	18.673	20.382	1:05.939	9	26.993	18.913	20.970	1:06.876					
10	26.818	18.660	20.353	1:05.831	10	27.111	18.966	20.577	1:06.654					
11	26.815	18.748	20.440	1:06.003	11	27.066	19.012	20.637	1:06.715					
12	26.819	18.697	20.468	1:05.984	12	26.974	18.945	20.590	1:06.509					
13	26.849	18.697	20.627	1:06.173	13	27.001	18.888	20.726	1:06.615					
14	27.157	19.082	20.741	1:06.980	14	27.051	19.018	20.719	1:06.788					
15	27.186	18.718	20.807	1:06.711	15	27.102	18.985	20.934	1:07.021					
No239 MAESTRANZI MARCO					No253 BACIUSKA ROKAS									
1	28.853	18.838	20.756	1:08.447	1	31.448	20.709	21.944	1:14.101					
2	26.968	18.667	20.892	1:06.527	2	27.702	19.183	20.970	1:07.855					
3	26.901	18.688	20.562	1:06.151	3	27.635	18.736	21.242	1:07.613					
4	26.897	18.747	20.763	1:06.407	4	27.010	18.704	20.492	1:06.206					
5	27.168	19.018	20.585	1:06.771	5	26.882	18.749	20.401	1:06.032					
6	26.867	18.789	21.069	1:06.725	6	27.024	18.986	20.436	1:06.446					
7	27.709	19.313	21.221	1:08.243	7	27.037	18.789	20.458	1:06.284					
8	27.200	18.758	20.508	1:06.466	8	26.974	18.769	20.431	1:06.174					
9	26.871	18.830	20.588	1:06.289	9	26.899	18.771	20.541	1:06.211					
10	27.253	18.738	20.582	1:06.573	10	26.850	18.733	20.455	1:06.038					
11	26.889	18.774	20.534	1:06.197	11	27.012	18.760	20.426	1:06.198					
12	26.869	18.719	20.519	1:06.107	12	26.942	18.839	20.417	1:06.198					
13	26.974	18.716	20.553	1:06.243	13	26.955	18.784	20.388	1:06.127					
14	27.221	19.000	21.343	1:07.564	14	26.942	18.708	20.402	1:06.052					
15	26.990	18.731	20.559	1:06.280	15	26.910	18.664	20.378	1:05.952					
No245 VIGANO MATTEO					No254 MARTUCCI MARIO									
1	29.311	18.914	20.649	1:08.874	1	30.462	19.566	21.456	1:11.484					
2	27.023	18.720	20.598	1:06.341	2	27.260	19.006	20.843	1:07.109					
3	26.801	18.751	20.499	1:06.051										



KF
KF Final (F)
Starting Grid

Document 17

Subject to scrutineering & sporting investigations

254	MARTUCCI MARIO ZANARDI / TM / VEGA		13	222	HILTBRAND PEDRO CRG / PARILLA / VEGA	
245	VIGANO MATTEO TOP KART / PARILLA / VEGA		12	219	TRAVISANUTTO LORENZO PCR / TM / VEGA	
234	KJAERGAARD NICOLAI TONY KART / VORTEX / VEGA		11	215	LUCHES LORENZO OK1 / TM / VEGA	
220	TILLETT ARCHIE CRG / PARILLA / VEGA		10	229	FESTANTE ALDO TONY KART / VORTEX / VEGA	
239	MAESTRANZI MARCO TOP KART / PARILLA / VEGA		9	252	GHEÑO JACOPO TONY KART / VORTEX / VEGA	
253	BACIUSKA ROKAS EXPRIT / VORTEX / VEGA		8	205	LESSENNES BENJAMIN ZANARDI / TM / VEGA	
214	CORREA JUAN ENERGY / TM / VEGA		7	235	BACKMAN JESSICA KOSMIC / VORTEX / VEGA	
204	JOYNER TOM ZANARDI / TM / VEGA		6	203	BASZ KAROL KOSMIC / VORTEX / VEGA	
209	VAN LEEUWEN MARTIJN CRG / TM / VEGA		5	227	VIPS JURI FA KART / VORTEX / VEGA	
228	ROES CASPER FA KART / VORTEX / VEGA		4	210	VERSCHOOR RICHARD EXPRIT / VORTEX / VEGA	
207	VARTANYAN ALEXANDER TONY KART / VORTEX / VEGA		3	223	MARCU DIONISIOS TONY KART / VORTEX / VEGA	
201	NIELSEN NICKLAS TONY KART / VORTEX / VEGA		2	211	LORANDI LEONARDO TONY KART / VORTEX / VEGA	
221	TIENE FELICE CRG / PARILLA / VEGA		1	202	ARMSTRONG MARCUS TONY KART / VORTEX / VEGA	

POLE POSITION





KF

Document 16.1 OFFICIAL

KF Pre Final (PF) Results

Subject to scrutineering & sporting investigations

Rnk	No	Entrant	Nat	Driver	Nat	Equipment	Laps	Gap	Interv.	Best Lap	Points	
1	▲3	221	CRG S.P.A.	ITA	TIENE FELICE	ITA	CRG / PARILLA / VEGA	12			1:05.550	60
2	▲6	202	TONY KART RACING TEAM	ITA	ARMSTRONG MARCUS	NZL	TONY KART / VORTEX / VEGA	12	3.157	3.157	1:05.685	50
3	▼2	201	TONY KART RACING TEAM	ITA	NIELSEN NICKLAS	DNK	TONY KART / VORTEX / VEGA	12	6.497	3.340	1:05.497	40
4	▲5	211	BABY RACE SRL	ITA	LORANDI LEONARDO	ITA	TONY KART / VORTEX / VEGA	12	7.140	0.643	1:05.659	30
5	▼3	207	Ward Racing	SWE	VARTANYAN ALEXANDER	RUS	TONY KART / VORTEX / VEGA	12	7.230	0.090	1:05.500	20
6	▼1	223	Ward Racing	SWE	MARCU DIONISIOS	ROU	TONY KART / VORTEX / VEGA	12	7.812	0.582	1:05.645	15
7	▼1	228	RICKY FLYNN MOTORSPORT	GBR	ROES CASPER	DNK	FA KART / VORTEX / VEGA	12	7.847	0.035	1:05.789	10
8	▲3	210	RB RACING	CHE	VERSCHOOR RICHARD	NLD	EXPRIT / VORTEX / VEGA	12	8.674	0.827	1:05.646	9
9	▲5	209	CRG Keijzer Racing	NLD	VAN LEEUWEN MARTIJN	NLD	CRG / TM / VEGA	12	9.140	0.466	1:05.722	8
10	▼3	227	RICKY FLYNN MOTORSPORT	GBR	VIPS JURI	EST	FA KART / VORTEX / VEGA	12	9.202	0.062	1:05.703	7
11	▲1	204	STRAKKA BHAITECH	SWE	JOYNER TOM	GBR	ZANARDI / TM / VEGA	12	9.320	0.118	1:05.979	6
12	▼9	203	Kosmic Racing Team	ITA	BASZ KAROL	POL	KOSMIC / VORTEX / VEGA	12	9.422	0.102	1:05.829	5
13	▼3	214	ENERGY CORSE SRL	ITA	CORREA JUAN	USA	ENERGY / TM / VEGA	12	9.499	0.077	1:05.941	4
14	▲2	235	Kosmic Racing Team	ITA	BACKMAN JESSICA	SWE	KOSMIC / VORTEX / VEGA	12	10.917	1.418	1:05.771	3
15	▲3	253	RB RACING	CHE	BACIUSKA ROKAS	LTU	EXPRIT / VORTEX / VEGA	12	11.056	0.139	1:05.799	2
16	▼1	205	STRAKKA BHAITECH	SWE	LESENNES BENJAMIN	BEL	ZANARDI / TM / VEGA	12	11.116	0.060	1:05.800	1
17	=	239	COMER TOP KART	ITA	MAESTRANZI MARCO	ITA	TOP KART / PARILLA / VEGA	12	11.520	0.404	1:06.121	0
18	▲4	252	MORSICANI RACING SAS	ITA	GHENO JACOPO	ITA	TONY KART / VORTEX / VEGA	12	11.994	0.474	1:05.914	0
19	=	220	CRG S.P.A.	ITA	TILLET ARCHIE	GBR	CRG / PARILLA / VEGA	12	13.178	1.184	1:06.078	0
20	=	229	Forza Racing	GBR	FESTANTE ALDO	ITA	TONY KART / VORTEX / VEGA	12	16.223	3.045	1:06.530	0
21	▲5	234	Ward Racing	SWE	KJAERGAARD NICOLAI	DNK	TONY KART / VORTEX / VEGA	12	18.432	2.209	1:06.559	0
22	▲3	215	OK1 RACING TEAM	CZE	LUCHES LORENZO	ITA	OK1 / TM / VEGA	12	20.080	1.648	1:06.483	0
23	▲1	245	COMER TOP KART	ITA	VIGANO MATTEO	ITA	TOP KART / PARILLA / VEGA	9	3 Laps	3 Laps	1:05.860	0
24	▼11	219	SCUDERIA PCR SRL	ITA	TRAVISANUTTO LORENZO	ITA	PCR / TM / VEGA	7	5 Laps	2 Laps	1:06.124	0
25	▼4	254	STRAKKA BHAITECH	SWE	MARTUCCI MARIO	ITA	ZANARDI / TM / VEGA	5	7 Laps	2 Laps	1:07.350	0

Not Classified

		222	CRG S.P.A.	ITA	HILTBRAND PEDRO	ESP	CRG / PARILLA / VEGA				DNS	
--	--	-----	------------	-----	-----------------	-----	----------------------	--	--	--	-----	--

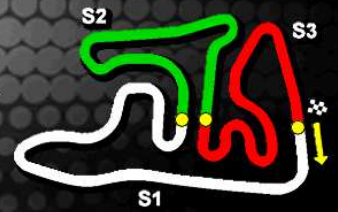
Leaders : No201 NIELSEN NICKLAS (1-1) / No221 TIENE FELICE (2-12)

Start Time : 26/04 - 11:37:54

Best Lap : No201 NIELSEN NICKLAS 1:05.497 93,38 Kph

Weather : Sunny Air : 22°C Track : Dry

Event Record : No207 VARTANYAN ALEXANDER 1:05.129 93,91 Kph



KF
KF Pre Final (PF)
Lap Chart

For information purposes. No official / regulatory value

	1	2	3	4	5	6	7	8	9	10	11	12	13	14	15	16	17	18	19	20	21	22	23	24	25	26
Grid	201	207	203	221	223	228	227	202	211	214	210	204	219	209	205	235	239	253	220	229	254	252	222	245	215	234
Start	201	207	203	221	223	227	228	202	214	204	211	209	210	219	235	205	239	220	254	253	229	252	215	245	234	
Lap 1 Interval	201	221	203	207	223	227	228	202	214	210	211	204	235	209	220	239	253	254	245	205	229	215	252	219	234	
		0.0	0.1	0.1	0.4	0.0	0.0	0.4	0.2	0.5	0.1	0.1	0.3	0.2	0.7	0.1	0.0	0.3	0.0	0.7	0.2	0.5	0.2	0.2	0.1	
Lap 2	221	203	201	207	228	223	227	202	210	211	204	214	209	235	239	220	205	254	245	253	229	219	252	215	234	
		0.5	0.1	0.2	0.1	0.3	0.0	0.0	0.3	0.1	0.2	0.1	0.1	0.1	0.5	1.5	0.7	0.1	0.0	0.1	0.6	0.1	0.2	0.2	0.1	
Lap 3	221	203	201	228	207	227	202	211	204	210	223	209	235	214	239	220	245	205	253	219	229	252	215	254	234	
		0.4	0.6	0.3	0.1	0.1	0.1	0.5	0.3	0.2	0.1	0.2	0.1	0.6	0.1	1.0	0.5	0.1	0.1	0.9	0.3	0.4	0.3	0.1	0.1	
Lap 4	221	203	201	207	228	202	227	211	210	223	209	204	235	239	214	245	220	205	253	219	252	229	234	215	254	
		0.2	0.5	0.4	0.3	0.3	0.1	0.1	0.8	0.1	1.0	0.0	0.0	0.3	0.0	0.9	0.1	0.0	0.1	1.0	1.1	0.2	1.8	0.0	0.1	
Lap 5	221	203	201	207	228	202	227	211	210	223	235	209	204	245	214	220	239	253	205	219	252	229	234	254	215	
		0.2	0.3	0.3	0.7	0.2	0.2	0.1	0.7	0.1	1.7	0.4	0.3	0.5	0.0	0.4	0.0	0.2	0.2	0.4	1.0	0.8	2.2	0.5	0.1	
Lap 6	221	201	203	207	202	228	227	211	210	223	235	209	204	245	214	239	253	205	220	252	219	229	234	215		
		0.3	0.1	0.1	1.3	0.2	0.1	0.2	0.3	0.2	1.7	0.3	0.5	0.3	0.1	0.8	0.2	0.2	0.9	0.5	0.3	0.7	2.2	0.8		
Lap 7	221	203	201	207	202	228	211	227	223	210	209	235	204	245	214	253	239	205	220	252	219	229	234	215		
		1.3	0.2	0.1	0.3	0.8	0.1	0.4	0.4	0.2	1.6	0.1	0.3	0.2	0.2	1.5	0.3	0.0	0.3	0.4	0.5	1.1	2.4	0.6		
Lap 8	221	203	201	202	207	211	228	227	223	210	209	235	204	245	214	253	205	239	252	220	229	234	215			
		2.0	0.0	0.4	0.0	0.5	0.3	0.1	0.3	0.4	1.5	0.4	0.2	0.3	0.0	1.4	0.7	0.4	0.6	0.6	1.4	2.2	0.7			
Lap 9	221	202	207	201	203	228	211	223	210	227	209	204	235	214	253	205	245	239	252	220	229	234	215			
		3.0	0.5	0.0	0.0	0.9	0.3	0.0	0.2	0.1	0.8	0.8	0.3	0.4	0.9	0.6	0.3	0.3	0.3	0.8	1.8	2.4	0.9			
Lap 10	221	202	203	201	207	228	211	210	223	209	227	204	235	214	253	205	239	252	220	229	234	215				
		3.1	0.9	0.3	0.2	0.2	0.2	1.6	0.3	0.3	0.1	0.0	0.1	0.4	0.9	0.6	0.9	0.4	1.1	2.0	2.3	1.1				
Lap 11	221	202	203	201	207	228	211	210	223	209	204	227	214	235	253	205	239	252	220	229	234	215				
		3.1	2.0	0.0	0.1	0.0	0.0	1.2	0.3	0.2	0.9	0.5	0.3	0.4	0.1	0.1	1.2	0.5	1.0	2.7	2.1	1.2				
Lap 12	221	202	201	211	207	223	228	210	209	227	204	203	214	235	253	205	239	252	220	229	234	215				
		3.1	3.3	0.6	0.0	0.5	0.0	0.8	0.4	0.0	0.1	0.1	0.0	1.4	0.1	0.0	0.4	0.4	1.1	3.0	2.2	1.6				



KF

KF Pre Final (PF)

Lap Time Analysis

For information purposes. No official / regulatory value

Laps	Sector 1	Sector 2	Sector 3	Lap Time	Laps	Sector 1	Sector 2	Sector 3	Lap Time	Laps	Sector 1	Sector 2	Sector 3	Lap Time
No201 NIELSEN NICKLAS					8	26.790	18.702	20.487	1:05.979	3	27.329	19.475	20.662	1:07.466
1	28.096	19.079	21.042	1:08.217	9	26.881	18.688	20.479	1:06.048	4	26.955	18.778	20.465	1:06.198
2	27.890	19.030	20.899	1:07.819	10	26.810	18.778	20.496	1:06.084	5	26.684	18.674	20.403	1:05.761
3	27.296	18.971	20.510	1:06.777	11	27.118	18.853	20.480	1:06.451	6	26.721	18.595	20.330	1:05.646
4	26.771	18.575	20.424	1:05.770	12	27.017	18.699	21.302	1:07.018	7	26.815	19.092	20.989	1:06.896
5	26.726	18.554	20.366	1:05.646	No205 LESSENNES BENJAMIN					8	26.812	18.635	20.452	1:05.899
6	26.697	18.449	20.351	1:05.497	1	31.008	20.014	20.966	1:11.988	9	26.668	18.870	20.919	1:06.457
7	27.299	18.735	20.882	1:06.916	2	27.226	19.510	21.099	1:07.835	10	27.089	19.214	20.662	1:06.965
8	26.904	18.628	20.581	1:06.113	3	27.260	18.870	20.505	1:06.635	11	26.729	18.676	20.377	1:05.782
9	27.794	18.787	20.574	1:07.155	4	26.841	18.733	20.521	1:06.095	12	28.011	19.010	20.914	1:07.935
10	27.376	18.599	20.332	1:06.307	5	27.054	19.438	20.456	1:06.948	No211 LORANDI LEONARDO				
11	26.738	18.711	21.240	1:06.689	6	27.008	18.789	20.539	1:06.336	1	28.963	19.346	21.118	1:09.427
12	27.821	18.868	20.541	1:07.230	7	26.762	19.020	20.934	1:06.716	2	27.021	19.095	20.846	1:06.962
No202 ARMSTRONG MARCUS					8	27.060	18.647	20.344	1:06.051	3	27.281	18.853	20.586	1:06.720
1	28.510	19.253	20.996	1:08.759	9	26.764	18.691	20.377	1:05.832	4	26.822	18.615	20.427	1:05.864
2	27.238	19.249	20.828	1:07.315	10	26.785	18.697	20.491	1:05.973	5	26.873	18.665	20.380	1:05.918
3	27.496	18.716	20.543	1:06.755	11	26.745	18.648	20.407	1:05.800	6	27.087	18.660	20.311	1:06.058
4	26.974	18.598	20.506	1:06.078	12	27.316	18.773	21.086	1:07.175	7	26.872	18.712	20.550	1:06.134
5	26.846	18.541	20.448	1:05.835	No207 VARTANYAN ALEXANDER					8	26.689	18.642	20.328	1:05.659
6	26.780	18.619	20.437	1:05.836	1	28.684	18.996	20.868	1:08.548	9	27.461	19.208	20.778	1:07.447
7	26.677	18.565	20.443	1:05.685	2	27.663	19.028	20.998	1:07.689	10	26.680	18.683	20.329	1:05.692
8	26.748	18.789	20.541	1:06.078	3	27.189	19.035	20.850	1:07.074	11	26.761	18.684	20.667	1:06.112
9	26.992	18.659	20.460	1:06.111	4	26.773	18.617	20.343	1:05.733	12	28.404	18.748	20.531	1:07.683
10	26.778	18.634	20.307	1:05.719	5	26.632	18.534	20.337	1:05.503	No214 CORREA JUAN				
11	26.782	18.725	20.357	1:05.864	6	26.654	18.482	20.364	1:05.500	1	28.576	19.196	21.179	1:08.951
12	26.715	18.668	20.537	1:05.920	7	27.103	18.666	20.935	1:06.704	2	27.268	19.748	21.064	1:08.080
No203 BASZ KAROL					8	27.165	18.792	20.534	1:06.491	3	27.863	19.082	21.005	1:07.950
1	28.443	18.922	21.011	1:08.376	9	27.141	18.812	20.605	1:06.558	4	27.213	18.853	20.733	1:06.799
2	27.496	19.100	20.872	1:07.468	10	27.598	18.616	20.370	1:06.584	5	27.300	18.944	20.991	1:07.235
3	27.129	18.690	20.430	1:06.249	11	26.697	18.598	21.320	1:06.615	6	26.919	18.634	20.430	1:05.983
4	26.872	18.584	20.384	1:05.840	12	28.742	18.616	20.474	1:07.832	7	26.901	18.607	20.466	1:05.974
5	26.848	18.595	20.386	1:05.829	No209 VAN LEEUWEN MARTIJN					8	26.963	18.618	20.360	1:05.941
6	26.831	18.614	20.609	1:06.054	1	29.855	19.247	21.003	1:10.105	9	27.036	18.727	20.608	1:06.371
7	26.994	18.843	20.698	1:06.535	2	27.334	18.805	20.712	1:06.851	10	26.854	18.655	20.481	1:05.990
8	26.909	18.774	20.554	1:06.237	3	27.364	18.828	20.807	1:06.999	11	26.843	19.062	20.736	1:06.641
9	28.172	18.611	20.554	1:07.337	4	27.226	18.989	20.823	1:07.038	12	26.920	18.793	20.600	1:06.313
10	27.011	18.585	20.319	1:05.915	5	27.499	18.783	20.599	1:06.881	No215 LUCHES LORENZO				
11	26.799	18.866	21.309	1:06.974	6	26.776	18.631	20.315	1:05.722	1	29.951	20.424	21.432	1:11.807
12	30.667	18.849	20.657	1:10.173	7	26.851	18.794	20.538	1:06.183	2	27.304	19.445	21.930	1:08.679
No204 JOYNER TOM					8	26.716	18.643	20.409	1:05.768	3	27.345	18.977	20.930	1:07.252
1	28.723	19.851	21.118	1:09.692	9	26.706	18.762	20.387	1:05.855	4	27.434	19.159	21.881	1:08.474
2	27.155	18.957	20.959	1:07.071	10	26.681	19.132	20.848	1:06.661	5	27.390	19.515	20.737	1:07.642
3	27.199	18.876	20.721	1:06.796	11	26.736	18.648	20.346	1:05.730	6	27.168	18.869	20.747	1:06.784
4	27.636	19.236	20.795	1:07.667	12	27.663	18.886	21.273	1:07.822	7	27.109	18.802	20.572	1:06.483
5	27.279	18.691	21.151	1:07.121	No210 VERSCHOOR RICHARD					8	27.087	18.933	20.678	1:06.698
6	26.894	18.675	20.450	1:06.019	1	28.763	19.375	21.098	1:09.236	9	27.261	18.947	20.690	1:06.898
7	26.813	18.668	20.541	1:06.022	2	27.000	19.159	20.746	1:06.905	10	27.257	18.987	20.634	1:06.878



KF

KF Pre Final (PF)

Lap Time Analysis

For information purposes. No official / regulatory value

Laps	Sector 1	Sector 2	Sector 3	Lap Time
11	27.087	18.919	20.686	1:06.692
12	27.177	19.035	20.910	1:07.122

No219 TRAVISANUTTO LORENZO				
Laps	Sector 1	Sector 2	Sector 3	Lap Time
1	31.670	19.980	21.627	1:13.277
2	27.420	19.025	21.283	1:07.728
3	27.045	18.972	20.649	1:06.666
4	26.875	18.793	20.612	1:06.280
5	26.846	18.751	20.563	1:06.160
6	27.161	19.294	21.274	1:07.729
7	26.871	18.758	20.495	1:06.124

No220 TILLET ARCHIE				
Laps	Sector 1	Sector 2	Sector 3	Lap Time
1	29.732	19.479	21.299	1:10.510
2	28.236	19.338	20.824	1:08.398
3	27.137	18.868	20.618	1:06.623
4	27.069	18.867	20.848	1:06.784
5	27.039	18.984	20.486	1:06.509
6	27.962	19.322	20.506	1:07.790
7	26.901	18.776	20.479	1:06.156
8	27.205	18.766	21.417	1:07.388
9	26.859	18.740	20.479	1:06.078
10	27.262	18.788	20.585	1:06.635
11	26.867	18.763	20.467	1:06.097
12	26.936	18.755	20.647	1:06.338

No221 TIENE FELICE				
Laps	Sector 1	Sector 2	Sector 3	Lap Time
1	28.192	18.981	21.034	1:08.207
2	27.377	19.040	20.673	1:07.090
3	27.003	18.778	20.545	1:06.326
4	26.940	18.701	20.414	1:06.055
5	26.788	18.698	20.362	1:05.848
6	26.779	18.598	20.344	1:05.721
7	26.719	18.579	20.434	1:05.732
8	26.697	18.578	20.275	1:05.550
9	26.699	18.680	20.271	1:05.650
10	26.753	18.599	20.272	1:05.624
11	26.808	18.632	20.334	1:05.774
12	26.963	18.646	20.350	1:05.959

No223 MARCU DIONISIOS				
Laps	Sector 1	Sector 2	Sector 3	Lap Time
1	28.614	19.148	20.961	1:08.723
2	27.419	19.108	21.242	1:07.769
3	28.291	19.007	20.784	1:08.082
4	27.206	18.636	20.372	1:06.214
5	26.799	18.610	20.336	1:05.745
6	26.805	18.597	20.362	1:05.764
7	26.785	19.130	20.521	1:06.436
8	26.794	18.531	20.320	1:05.645
9	26.841	19.070	20.762	1:06.673
10	27.661	19.279	20.618	1:07.558

Laps	Sector 1	Sector 2	Sector 3	Lap Time
11	26.829	18.612	20.329	1:05.770
12	27.506	18.827	20.434	1:06.767

No227 VIPS JURI				
Laps	Sector 1	Sector 2	Sector 3	Lap Time
1	28.532	19.186	20.905	1:08.623
2	27.607	19.205	20.936	1:07.748
3	27.307	18.683	20.686	1:06.676
4	27.287	18.654	20.466	1:06.407
5	26.873	18.567	20.473	1:05.913
6	27.070	18.559	20.367	1:05.996
7	27.113	19.245	20.436	1:06.794
8	26.715	18.624	20.364	1:05.703
9	26.852	19.584	20.992	1:07.428
10	27.150	19.101	21.408	1:07.659
11	27.267	19.268	20.563	1:07.098
12	26.895	18.644	20.786	1:06.325

No228 ROES CASPER				
Laps	Sector 1	Sector 2	Sector 3	Lap Time
1	28.674	19.175	20.846	1:08.695
2	27.371	19.016	20.880	1:07.267
3	27.064	18.860	20.803	1:06.727
4	27.148	18.628	20.430	1:06.206
5	26.908	18.622	20.398	1:05.928
6	27.297	18.590	20.438	1:06.325
7	27.173	18.729	20.453	1:06.355
8	27.121	18.588	20.456	1:06.165
9	27.266	19.005	20.474	1:06.745
10	26.821	18.591	20.377	1:05.789
11	26.919	18.560	20.868	1:06.347
12	29.007	18.718	20.717	1:08.442

No229 FESTANTE ALDO				
Laps	Sector 1	Sector 2	Sector 3	Lap Time
1	30.057	20.297	21.231	1:11.585
2	27.356	19.812	21.350	1:08.518
3	27.393	18.929	20.806	1:07.128
4	27.131	18.915	21.284	1:07.330
5	27.139	18.900	20.612	1:06.651
6	27.064	18.894	20.617	1:06.575
7	27.000	18.947	20.583	1:06.530
8	27.113	18.803	20.830	1:06.746
9	27.085	18.851	20.600	1:06.536
10	27.162	18.984	20.710	1:06.856
11	27.176	18.926	20.649	1:06.751
12	27.108	18.932	20.603	1:06.643

No234 KJAERGAARD NICOLAI				
Laps	Sector 1	Sector 2	Sector 3	Lap Time
1	30.456	20.233	21.460	1:12.149
2	27.951	19.244	21.066	1:08.261
3	27.606	18.995	20.865	1:07.466
4	27.347	19.243	21.478	1:08.068
5	27.330	18.904	20.805	1:07.039

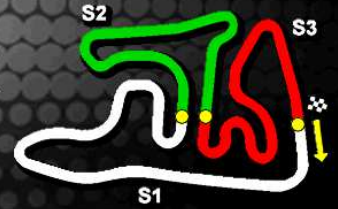
Laps	Sector 1	Sector 2	Sector 3	Lap Time
6	26.981	18.868	20.722	1:06.571
7	26.937	19.008	20.785	1:06.730
8	26.966	18.809	20.784	1:06.559
9	27.020	18.913	20.795	1:06.728
10	27.055	18.943	20.698	1:06.696
11	26.974	18.920	20.716	1:06.610
12	26.998	18.865	20.813	1:06.676

No235 BACKMAN JESSICA				
Laps	Sector 1	Sector 2	Sector 3	Lap Time
1	29.414	19.146	21.059	1:09.619
2	27.834	18.875	20.615	1:07.324
3	27.342	18.970	20.632	1:06.944
4	27.188	19.089	20.761	1:07.038
5	26.955	18.765	20.583	1:06.303
6	26.823	18.651	20.297	1:05.771
7	27.336	18.863	20.494	1:06.693
8	26.857	18.747	20.455	1:06.059
9	27.353	18.764	20.502	1:06.619
10	26.816	18.655	20.477	1:05.948
11	27.131	19.218	21.214	1:07.563
12	27.307	18.917	21.082	1:07.306

No239 MAESTRANZI MARCO				
Laps	Sector 1	Sector 2	Sector 3	Lap Time
1	29.988	19.379	21.350	1:10.717
2	27.238	18.816	20.671	1:06.725
3	27.070	19.019	21.024	1:07.113
4	27.005	18.894	20.735	1:06.634
5	27.205	19.037	21.470	1:07.712
6	27.246	18.764	20.418	1:06.428
7	26.787	19.360	20.911	1:07.058
8	27.437	18.718	20.443	1:06.598
9	26.892	18.749	20.480	1:06.121
10	26.886	18.729	20.582	1:06.197
11	26.861	18.724	20.540	1:06.125
12	26.958	18.771	20.562	1:06.291

No245 VIGANO MATTEO				
Laps	Sector 1	Sector 2	Sector 3	Lap Time
1	29.797	19.524	20.940	1:10.261
2	27.135	20.694	20.876	1:08.705
3	27.006	18.800	20.485	1:06.291
4	26.833	18.676	20.538	1:06.047
5	26.817	18.694	20.675	1:06.186
6	26.826	18.672	20.362	1:05.860
7	26.802	18.714	20.403	1:05.919
8	26.848	18.707	20.536	1:06.091
9	26.997	18.788	22.629	1:08.414

No252 GHENO JACOPO				
Laps	Sector 1	Sector 2	Sector 3	Lap Time
1	30.642	20.001	21.532	1:12.175
2	28.084	19.046	21.047	1:08.177
3	27.339	18.938	20.890	1:07.167



KF Pre Final (PF)

Lap Time Analysis

For information purposes. No official / regulatory value

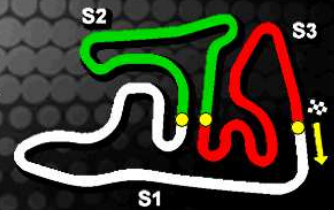
Laps	Sector 1	Sector 2	Sector 3	Lap Time
4	26.858	18.952	20.883	1:06.693
5	26.784	18.793	20.483	1:06.060
6	26.854	18.816	20.609	1:06.279
7	26.767	18.888	20.351	1:06.006
8	26.950	18.743	20.632	1:06.325
9	26.785	18.753	20.376	1:05.914
10	27.016	18.788	20.483	1:06.287
11	26.814	18.810	20.563	1:06.187
12	26.900	18.803	20.514	1:06.217

No253 BACIUSKA ROKAS

1	29.756	19.258	21.292	1:10.306
2	27.292	20.677	21.268	1:09.237
3	27.297	18.665	20.576	1:06.538
4	26.835	18.734	20.551	1:06.120
5	27.017	19.038	20.405	1:06.460
6	27.208	18.800	20.410	1:06.418
7	26.745	19.090	20.643	1:06.478
8	26.739	18.633	20.427	1:05.799
9	26.750	18.720	20.446	1:05.916
10	26.769	18.693	20.478	1:05.940
11	26.837	18.686	20.765	1:06.288
12	27.367	18.791	21.124	1:07.282

No254 MARTUCCI MARIO

1	30.184	19.404	21.169	1:10.757
2	27.779	19.675	21.277	1:08.731
3	27.720	19.329	21.891	1:08.940
4	27.095	19.475	21.877	1:08.447
5	27.471	19.150	20.729	1:07.350





























KF

KF
Pre Final (PF)
Starting Grid

Document 14

Subject to scrutineering & sporting investigations

215	LUCHES LORENZO OK1 / TM / VEGA		13	234	KJAERGAARD NICOLAI TONY KART / VORTEX / VEGA	
222	HILTBRAND PEDRO CRG / PARILLA / VEGA		12	245	VIGANO MATTEO TOP KART / PARILLA / VEGA	
254	MARTUCCI MARIO ZANARDI / TM / VEGA		11	252	GHENO JACOPO TONY KART / VORTEX / VEGA	
220	TILLET ARCHIE CRG / PARILLA / VEGA		10	229	FESTANTE ALDO TONY KART / VORTEX / VEGA	
239	MAESTRANZI MARCO TOP KART / PARILLA / VEGA		9	253	BACIUSKA ROKAS EXPRIT / VORTEX / VEGA	
205	LESSENNES BENJAMIN ZANARDI / TM / VEGA		8	235	BACKMAN JESSICA KOSMIC / VORTEX / VEGA	
219	TRAVISANUTTO LORENZO PCR / TM / VEGA		7	209	VAN LEEUWEN MARTIJN CRG / TM / VEGA	
210	VERSCHOOR RICHARD EXPRIT / VORTEX / VEGA		6	204	JOYNER TOM ZANARDI / TM / VEGA	
211	LORANDI LEONARDO TONY KART / VORTEX / VEGA		5	214	CORREA JUAN ENERGY / TM / VEGA	
227	VIPS JURI FA KART / VORTEX / VEGA		4	202	ARMSTRONG MARCUS TONY KART / VORTEX / VEGA	
223	MARCU DIONISIOS TONY KART / VORTEX / VEGA		3	228	ROES CASPER FA KART / VORTEX / VEGA	
203	BASZ KAROL KOSMIC / VORTEX / VEGA		2	221	TIENE FELICE CRG / PARILLA / VEGA	
201	NIELSEN NICKLAS TONY KART / VORTEX / VEGA		1	207	VARTANYAN ALEXANDER TONY KART / VORTEX / VEGA	

POLE POSITION





KF

KF Qualifying Heats (QH)

Results

Document 13

Subject to scrutineering & sporting investigations

Rnk	No	Entrant	Nat	Driver	Nat	Equipment	QP	QH1	QH2	QH3	Points
1	201	TONY KART RACING TEAM		NIELSEN NICKLAS		TONY KART / VORTEX / VEGA	2	0	0	2	2
2	207	Ward Racing		VARTANYAN ALEXANDER		TONY KART / VORTEX / VEGA	1	2	3	0	5
3	203	Kosmic Racing Team		BASZ KAROL		KOSMIC / VORTEX / VEGA	3	3	2	5	10
4	221	CRG S.P.A.		TIENE FELICE		CRG / PARILLA / VEGA	7	4	5	3	12
5	223	Ward Racing		MARCU DIONISIOS		TONY KART / VORTEX / VEGA	5	6	4	7	17
6	228	RICKY FLYNN MOTORSPORT		ROES CASPER		FA KART / VORTEX / VEGA	4	7	7	4	18
7	227	RICKY FLYNN MOTORSPORT		VIPS JURI		FA KART / VORTEX / VEGA	11	8	8	9	25
8	202	TONY KART RACING TEAM		ARMSTRONG MARCUS		TONY KART / VORTEX / VEGA	12	14	9	6	29
9	211	BABY RACE SRL		LORANDI LEONARDO		TONY KART / VORTEX / VEGA	19	13	6	10	29
10	214	ENERGY CORSE SRL		CORREA JUAN		ENERGY / TM / VEGA	17	11	11	8	30
11	210	RB RACING		VERSCHOOR RICHARD		EXPRIT / VORTEX / VEGA	8	5	23	14	42
12	204	STRAKKA BHAITECH		JOYNER TOM		ZANARDI / TM / VEGA	15	17	12	16	45
13	219	SCUDERIA PCR SRL		TRAVISANUTTO LORENZO		PCR / TM / VEGA	18	18	14	13	45
14	209	CRG Keijzer Racing		VAN LEEUWEN MARTIJN		CRG / TM / VEGA	10	12	10	24	46
15	205	STRAKKA BHAITECH		LESSENNES BENJAMIN		ZANARDI / TM / VEGA	13	15	16	15	46
16	235	Kosmic Racing Team		BACKMAN JESSICA		KOSMIC / VORTEX / VEGA	21	20	15	12	47
17	239	COMER TOP KART		MAESTRANZI MARCO		TOP KART / PARILLA / VEGA	14	25	13	11	49
18	253	RB RACING		BACIUSKA ROKAS		EXPRIT / VORTEX / VEGA	16	10	20	22	52
19	220	CRG S.P.A.		TILLETT ARCHIE		CRG / PARILLA / VEGA	23	21	18	17	56
20	229	Forza Racing		FESTANTE ALDO		TONY KART / VORTEX / VEGA	20	23	17	19	59
21	254	STRAKKA BHAITECH		MARTUCCI MARIO		ZANARDI / TM / VEGA	24	22	19	18	59
22	252	MORSICANI RACING SAS		GHEÑO JACOPO		TONY KART / VORTEX / VEGA	25	19	22	20	61
23	222	CRG S.P.A.		HILTBRAND PEDRO		CRG / PARILLA / VEGA	6	9	27	27	63
24	245	COMER TOP KART		VIGANO MATTEO		TOP KART / PARILLA / VEGA	9	16	25	23	64
25	215	OK1 RACING TEAM		LUCHES LORENZO		OK1 / TM / VEGA	26	24	24	21	69
26	234	Ward Racing		KJAERGAARD NICOLAI		TONY KART / VORTEX / VEGA	22	26	21	25	72



KF

Document 8

KF Qualifying Heat 1 (QH1)

Subject to scrutineering & sporting investigations

Results

Rnk	No	Entrant	Nat	Driver	Nat	Equipment	Laps	Gap	Interv.	Best Lap	Points
1	▲1	201 TONY KART RACING TEAM	ITA	NIELSEN NICKLAS	DNK	TONY KART / VORTEX / VEGA	9			1:05.338	0
2	▼1	207 Ward Racing	SWE	VARTANYAN ALEXANDER	RUS	TONY KART / VORTEX / VEGA	9	1.296	1.296	1:05.442	2
3	=	203 Kosmic Racing Team	ITA	BASZ KAROL	POL	KOSMIC / VORTEX / VEGA	9	1.700	0.404	1:05.554	3
4	▲3	221 CRG S.P.A.	ITA	TIENE FELICE	ITA	CRG / PARILLA / VEGA	9	4.885	3.185	1:05.713	4
5	▲3	210 RB RACING	CHE	VERSCHOOR RICHARD	NLD	EXPRIT / VORTEX / VEGA	9	5.747	0.862	1:05.480	5
6	▼1	223 Ward Racing	SWE	MARCU DIONISIOS	ROU	TONY KART / VORTEX / VEGA	9	6.095	0.348	1:05.759	6
7	▼3	228 RICKY FLYNN MOTORSPORT	GBR	ROES CASPER	DNK	FA KART / VORTEX / VEGA	9	6.454	0.359	1:05.584	7
8	▲3	227 RICKY FLYNN MOTORSPORT	GBR	VIPS JURI	EST	FA KART / VORTEX / VEGA	9	7.015	0.561	1:05.591	8
9	▼3	222 CRG S.P.A.	ITA	HILTBRAND PEDRO	ESP	CRG / PARILLA / VEGA	9	8.663	1.648	1:05.527	9
10	▲6	253 RB RACING	CHE	BACIUSKA ROKAS	LTU	EXPRIT / VORTEX / VEGA	9	9.269	0.606	1:05.752	10
11	▲6	214 ENERGY CORSE SRL	ITA	CORREA JUAN	USA	ENERGY / TM / VEGA	9	9.599	0.330	1:05.814	11
12	▼2	209 CRG Keijzer Racing	NLD	VAN LEEUWEN MARTIJN	NLD	CRG / TM / VEGA	9	12.802	3.203	1:05.797	12
13	▲6	211 BABY RACE SRL	ITA	LORANDI LEONARDO	ITA	TONY KART / VORTEX / VEGA	9	12.951	0.149	1:05.479	13
14	▼2	202 TONY KART RACING TEAM	ITA	ARMSTRONG MARCUS	NZL	TONY KART / VORTEX / VEGA	9	13.033	0.082	1:05.676	14
15	▼2	205 STRAKKA BHAITECH	SWE	LESENNES BENJAMIN	BEL	ZANARDI / TM / VEGA	9	13.651	0.618	1:05.931	15
16	▼7	245 COMER TOP KART	ITA	VIGANO MATTEO	ITA	TOP KART / PARILLA / VEGA	9	13.939	0.288	1:05.985	16
17	▼2	204 STRAKKA BHAITECH	SWE	JOYNER TOM	GBR	ZANARDI / TM / VEGA	9	14.987	1.048	1:05.923	17
18	=	219 SCUDERIA PCR SRL	ITA	TRAVISANUTTO LORENZO	ITA	PCR / TM / VEGA	9	15.618	0.631	1:06.166	18
19	▲6	252 MORSICANI RACING SAS	ITA	GHEÑO JACOPO	ITA	TONY KART / VORTEX / VEGA	9	16.744	1.126	1:06.038	19
20	▲1	235 Kosmic Racing Team	ITA	BACKMAN JESSICA	SWE	KOSMIC / VORTEX / VEGA	9	17.613	0.869	1:05.625	20
21	▲2	220 CRG S.P.A.	ITA	TILLET ARCHIE	GBR	CRG / PARILLA / VEGA	9	19.560	1.947	1:06.155	21
22	▲2	254 STRAKKA BHAITECH	SWE	MARTUCCI MARIO	ITA	ZANARDI / TM / VEGA	9	20.415	0.855	1:06.829	22
23	▼3	229 Forza Racing	GBR	FESTANTE ALDO	ITA	TONY KART / VORTEX / VEGA	9	20.999	0.584	1:06.056	23
24	▲2	215 OK1 RACING TEAM	CZE	LUCHES LORENZO	ITA	OK1 / TM / VEGA	9	22.473	1.474	1:06.784	24
25	▼11	239 COMER TOP KART	ITA	MAESTRANZI MARCO	ITA	TOP KART / PARILLA / VEGA	7	2 Laps	2 Laps	1:05.935	25
26	▼4	234 Ward Racing	SWE	KJAERGAARD NICOLAI	DNK	TONY KART / VORTEX / VEGA	7	2 Laps	0.098	1:06.046	26

Leaders : No207 VARTANYAN ALEXANDER (1-1) / No201 NIELSEN NICKLAS (2-9)

Start Time : 25/04 - 11:21:27

Best Lap : No201 NIELSEN NICKLAS 1:05.338 93,61 Kph

Weather : Sunny Air : 22°C Track : Dry

Event Record : No207 VARTANYAN ALEXANDER 1:05.129 93,91 Kph



KF
KF Qualifying Heat 1 (QH1)
 Lap Chart

For information purposes. No official / regulatory value

	1	2	3	4	5	6	7	8	9	10	11	12	13	14	15	16	17	18	19	20	21	22	23	24	25	26
Grid	207	201	203	228	223	222	221	210	245	209	227	202	205	239	204	253	214	219	211	229	235	234	220	254	252	215
Start	207	201	203	228	222	223	221	210	245	209	202	227	239	205	204	253	214	219	211	235	229	220	234	254	252	215
Lap 1 Interval	207	203	201	223	221	202	210	239	227	205	228	253	214	245	211	222	234	254	209	252	215	219	229	204	220	235
		0.1	0.2	1.5	0.0	0.1	0.3	0.0	0.1	0.1	0.1	0.3	1.1	0.0	0.3	0.2	0.1	0.7	0.7	0.2	0.6	0.1	0.3	0.1	0.1	2.5
Lap 2	201	203	207	221	223	210	239	228	202	227	253	245	214	234	211	205	222	209	254	252	219	215	204	220	229	235
		0.3	0.2	2.2	0.3	0.3	0.1	0.4	0.3	0.1	0.1	0.2	0.3	1.0	0.2	0.0	0.0	0.1	0.1	0.1	0.6	1.0	0.2	0.1	0.2	1.1
Lap 3	201	203	207	221	223	210	228	227	214	253	245	239	222	234	209	202	205	211	252	219	254	204	220	235	229	215
		0.2	0.2	2.7	0.2	1.5	0.3	0.6	0.2	0.1	0.4	0.0	0.3	0.0	0.2	0.0	0.3	0.8	0.4	0.3	0.2	0.0	0.9	0.2	0.7	0.2
Lap 4	201	207	203	221	223	210	228	227	214	253	245	222	239	209	234	202	205	211	219	204	252	254	220	235	229	215
		0.4	0.1	2.9	0.4	1.1	0.2	0.6	0.3	0.2	0.6	0.2	0.4	0.2	0.2	1.0	0.3	0.3	0.5	0.1	1.0	0.1	0.3	0.0	0.0	0.8
Lap 5	201	207	203	221	223	210	228	227	214	253	222	245	239	209	234	202	211	205	204	219	254	252	220	235	215	229
		0.3	0.4	2.9	0.5	0.8	0.4	0.4	0.6	0.0	1.0	0.3	0.2	0.1	0.4	0.8	0.5	0.2	1.0	0.3	1.3	0.1	1.6	0.5	0.1	1.9
Lap 6	201	207	203	221	223	210	228	227	214	222	253	209	239	245	234	202	211	205	204	219	252	254	220	235	215	229
		0.2	0.4	3.2	0.6	0.4	0.6	0.5	1.2	0.2	0.3	1.1	0.0	0.1	0.1	0.1	0.3	0.8	1.1	0.7	1.4	0.6	0.9	0.3	1.4	0.8
Lap 7	201	207	203	221	223	210	228	227	222	214	253	209	202	211	205	245	239	234	204	219	252	254	235	220	215	229
		0.2	0.6	3.3	0.7	0.3	0.7	0.5	1.3	0.3	0.2	2.4	0.4	0.6	0.5	0.0	0.2	0.0	0.0	0.9	1.4	1.1	0.4	0.8	1.6	0.1
Lap 8	201	207	203	221	210	223	228	227	222	214	253	209	202	211	205	245	204	219	252	235	254	220	229	215		
		0.4	0.9	3.2	0.9	0.2	0.5	0.5	1.2	0.6	0.1	2.5	0.3	0.3	1.0	0.2	1.1	0.3	1.0	1.5	0.5	0.5	1.9	0.7		
Lap 9	201	207	203	221	210	223	228	227	222	253	214	209	211	202	205	245	204	219	252	235	220	254	229	215		
		1.2	0.4	3.1	0.8	0.3	0.3	0.5	1.6	0.6	0.3	3.2	0.1	0.0	0.6	0.2	1.0	0.6	1.1	0.8	1.9	0.8	0.5	1.4		



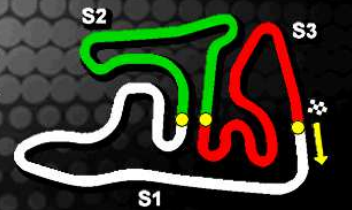
KF

KF Qualifying Heat 1 (QH1)

Lap Time Analysis

For information purposes. No official / regulatory value

Laps	Sector 1	Sector 2	Sector 3	Lap Time	Laps	Sector 1	Sector 2	Sector 3	Lap Time	Laps	Sector 1	Sector 2	Sector 3	Lap Time
No201 NIELSEN NICKLAS					6	26.819	18.786	20.395	1:06.000	2	27.080	18.998	21.696	1:07.774
1	28.178	18.749	20.545	1:07.472	7	26.769	18.843	21.309	1:06.921	3	27.020	18.801	21.206	1:07.027
2	27.179	18.878	20.676	1:06.733	8	26.862	18.714	20.453	1:06.029	4	26.882	18.678	20.338	1:05.898
3	26.880	18.675	20.416	1:05.971	9	26.782	18.713	20.436	1:05.931	5	26.842	18.677	20.449	1:05.968
4	26.764	18.604	20.395	1:05.763	No207 VARTANYAN ALEXANDER					6	27.116	18.839	20.403	1:06.358
5	26.688	18.545	20.292	1:05.525	1	27.814	18.732	20.594	1:07.140	7	27.076	18.675	20.455	1:06.206
6	26.690	18.564	20.344	1:05.598	2	27.144	19.491	21.009	1:07.644	8	26.764	18.625	20.425	1:05.814
7	26.672	18.530	20.207	1:05.409	3	26.875	18.560	20.439	1:05.874	9	27.150	18.783	20.357	1:06.290
8	26.605	18.503	20.230	1:05.338	4	26.788	18.556	20.396	1:05.740	No215 LUCHES LORENZO				
9	26.731	18.546	20.259	1:05.536	5	26.656	18.470	20.352	1:05.478	1	31.309	19.782	21.206	1:12.297
No202 ARMSTRONG MARCUS					6	26.658	18.475	20.367	1:05.500	2	27.713	19.310	21.109	1:08.132
1	28.525	19.047	21.146	1:08.718	7	26.662	18.513	20.267	1:05.442	3	28.340	19.721	21.344	1:09.405
2	27.799	20.055	21.450	1:09.304	8	26.620	18.520	20.387	1:05.527	4	27.349	19.006	20.761	1:07.116
3	26.930	19.223	23.023	1:09.176	9	27.345	18.747	20.262	1:06.354	5	27.282	19.006	21.647	1:07.935
4	27.276	18.791	21.629	1:07.696	No209 VAN LEEUWEN MARTIJN					6	27.546	18.963	20.870	1:07.379
5	26.791	18.572	20.458	1:05.821	1	33.225	19.319	20.896	1:13.440	7	27.308	19.030	20.750	1:07.088
6	26.727	18.527	20.422	1:05.676	2	27.086	18.713	21.107	1:06.906	8	27.581	18.930	20.706	1:07.217
7	27.323	19.084	20.540	1:06.947	3	27.528	18.680	20.721	1:06.929	9	27.190	18.903	20.691	1:06.784
8	26.691	18.693	20.405	1:05.789	4	27.081	18.699	20.661	1:06.441	No219 TRAVISANUTTO LORENZO				
9	26.774	18.607	21.305	1:06.686	5	26.821	18.647	20.329	1:05.797	1	32.763	19.910	20.988	1:13.661
No203 BASZ KAROL					6	26.888	18.753	20.722	1:06.363	2	27.351	18.898	20.735	1:06.984
1	27.975	18.738	20.533	1:07.246	7	27.310	19.336	20.495	1:07.141	3	27.598	19.289	20.983	1:07.870
2	27.262	18.912	21.100	1:07.274	8	26.825	18.667	20.393	1:05.885	4	27.030	19.280	20.692	1:07.002
3	26.915	18.580	20.377	1:05.872	9	26.799	18.808	21.153	1:06.760	5	27.414	18.830	20.567	1:06.811
4	27.203	18.537	20.375	1:06.115	No210 VERSCHOOR RICHARD					6	26.948	18.935	20.563	1:06.446
5	26.822	18.609	20.307	1:05.738	1	28.856	18.980	21.420	1:09.256	7	26.915	18.799	20.646	1:06.360
6	26.722	18.517	20.315	1:05.554	2	27.540	19.613	20.838	1:07.991	8	27.119	18.816	20.514	1:06.449
7	26.749	18.571	20.306	1:05.626	3	27.509	19.199	20.846	1:07.554	9	26.884	18.824	20.458	1:06.166
8	26.781	18.659	20.372	1:05.812	4	26.769	18.656	20.383	1:05.808	No220 TILLET ARCHIE				
9	26.758	18.629	20.416	1:05.803	5	26.607	18.663	20.425	1:05.695	1	33.258	19.654	20.992	1:13.904
No204 JOYNER TOM					6	26.573	18.597	20.310	1:05.480	2	27.621	18.864	21.335	1:07.820
1	33.974	19.413	21.091	1:14.478	7	26.752	18.569	20.315	1:05.636	3	27.747	19.442	20.618	1:07.807
2	27.533	19.061	21.266	1:07.860	8	26.635	18.640	20.328	1:05.603	4	27.006	19.141	21.185	1:07.332
3	27.010	18.786	21.141	1:06.937	9	26.675	18.589	20.410	1:05.674	5	27.532	19.235	21.484	1:08.251
4	26.984	19.080	20.659	1:06.723	No211 LORANDI LEONARDO					6	26.987	18.769	20.562	1:06.318
5	27.137	18.737	20.496	1:06.370	1	30.406	19.183	21.136	1:10.725	7	26.891	19.627	20.700	1:07.218
6	26.791	18.759	20.490	1:06.040	2	27.065	18.940	22.606	1:08.611	8	26.933	18.760	20.462	1:06.155
7	26.782	18.779	20.610	1:06.171	3	28.672	19.196	20.489	1:08.357	9	26.883	18.686	20.970	1:06.539
8	27.781	18.794	20.412	1:06.987	4	26.879	18.638	21.639	1:07.156	No221 TIENE FELICE				
9	26.744	18.735	20.444	1:05.923	5	26.755	18.553	20.352	1:05.660	1	28.454	19.136	21.205	1:08.795
No205 LESSENNES BENJAMIN					6	26.698	18.515	20.266	1:05.479	2	27.835	19.278	20.772	1:07.885
1	29.220	19.295	20.823	1:09.338	7	27.129	19.178	20.902	1:07.209	3	27.066	18.766	20.529	1:06.361
2	27.700	20.064	22.866	1:10.630	8	26.707	18.534	20.250	1:05.491	4	26.974	18.645	20.483	1:06.102
3	28.031	18.840	20.578	1:07.449	9	26.662	18.595	21.040	1:06.297	5	26.808	18.648	20.338	1:05.794
4	27.015	18.792	21.920	1:07.727	No214 CORREA JUAN					6	26.809	18.674	20.326	1:05.809
5	27.185	18.671	20.421	1:06.277	1	29.861	19.568	21.061	1:10.490	7	26.747	18.636	20.331	1:05.714
										8	26.751	18.647	20.361	1:05.759



KF

KF Qualifying Heat 1 (QH1)

Lap Time Analysis

For information purposes. No official / regulatory value



























Laps	Sector 1	Sector 2	Sector 3	Lap Time	Laps	Sector 1	Sector 2	Sector 3	Lap Time	Laps	Sector 1	Sector 2	Sector 3	Lap Time
9	26.789	18.616	20.308	1:05.713	5	27.732	18.962	24.058	1:10.752	5	27.572	19.009	20.514	1:07.095
No222 HILTBRAND PEDRO					6	27.000	18.801	20.467	1:06.268	6	27.002	18.974	20.448	1:06.424
1	30.453	20.047	21.601	1:12.101	7	26.806	18.788	20.732	1:06.326	7	27.147	18.753	20.436	1:06.336
2	27.908	18.825	21.707	1:08.440	8	27.123	18.815	20.424	1:06.362	8	26.880	18.771	20.387	1:06.038
3	27.466	18.594	20.704	1:06.764	9	26.752	18.791	20.513	1:06.056	9	26.852	18.749	20.675	1:06.276
4	26.810	18.872	20.314	1:05.996	No234 KJAERGAARD NICOLAI					No253 BACIUSKA ROKAS				
5	26.758	18.820	20.317	1:05.895	1	30.616	19.231	20.975	1:10.822	1	29.189	19.494	20.783	1:09.466
6	26.647	18.614	20.266	1:05.527	2	27.511	18.862	21.615	1:07.988	2	27.579	19.446	21.385	1:08.410
7	26.681	18.665	20.272	1:05.618	3	27.055	18.814	21.248	1:07.117	3	27.827	18.712	21.126	1:07.665
8	26.646	18.643	20.255	1:05.544	4	27.094	18.830	20.937	1:06.861	4	26.948	18.640	20.413	1:06.001
9	26.721	18.638	20.609	1:05.968	5	26.900	18.728	20.418	1:06.046	5	26.829	18.657	20.304	1:05.790
No223 MARCU DIONISIOS					6	26.845	18.710	20.771	1:06.326	6	27.129	19.396	20.389	1:06.914
1	28.399	19.161	21.248	1:08.808	7	27.293	19.186	22.146	1:08.625	7	26.742	18.658	20.404	1:05.804
2	27.806	19.643	20.821	1:08.270	No235 BACKMAN JESSICA					8	26.778	18.598	20.376	1:05.752
3	27.005	18.741	20.579	1:06.325	1	36.284	19.285	20.984	1:16.553	9	26.816	18.632	20.362	1:05.810
4	26.917	18.775	20.542	1:06.234	2	27.112	18.645	20.841	1:06.598	No254 MARTUCCI MARIO				
5	26.777	18.680	20.503	1:05.960	3	27.003	19.136	20.595	1:06.734	1	31.090	19.458	20.970	1:11.518
6	26.806	18.640	20.442	1:05.888	4	26.931	19.066	21.158	1:07.155	2	27.320	18.913	21.544	1:07.777
7	26.749	18.653	20.357	1:05.759	5	27.576	19.693	21.425	1:08.694	3	28.085	19.778	21.185	1:09.048
8	26.832	18.692	20.663	1:06.187	6	26.869	18.553	20.691	1:06.113	4	27.300	19.659	21.095	1:08.054
9	26.760	18.633	20.395	1:05.788	7	26.850	18.811	20.407	1:06.068	5	27.213	19.036	20.583	1:06.832
No227 VIPS JURI					8	26.756	18.827	20.388	1:05.971	6	27.501	18.919	20.739	1:07.159
1	29.044	18.963	21.239	1:09.246	9	26.793	18.540	20.292	1:05.625	7	27.236	18.890	20.703	1:06.829
2	27.767	19.860	21.262	1:08.889	No239 MAESTRANZI MARCO					8	27.037	19.209	20.703	1:06.949
3	26.966	19.190	21.275	1:07.431	1	28.712	19.150	21.264	1:09.126	9	27.064	18.937	21.911	1:07.912
4	26.826	18.597	20.358	1:05.781	2	27.618	19.613	20.780	1:08.011					
5	26.696	18.591	20.401	1:05.688	3	27.492	19.145	22.736	1:09.373					
6	26.812	18.603	20.369	1:05.784	4	26.853	19.369	20.565	1:06.787					
7	26.738	18.622	20.389	1:05.749	5	26.726	18.629	20.580	1:05.935					
8	26.663	18.570	20.358	1:05.591	6	26.832	18.835	20.903	1:06.570					
9	26.681	18.541	20.372	1:05.594	7	27.341	20.032	21.507	1:08.880					
No228 ROES CASPER					No245 VIGANO MATTEO									
1	30.223	19.272	20.602	1:10.097	1	30.340	19.645	21.281	1:11.266					
2	27.795	19.358	20.924	1:08.077	2	27.223	19.170	21.005	1:07.398					
3	27.127	19.182	20.956	1:07.265	3	26.990	18.987	21.982	1:07.959					
4	26.753	18.547	20.492	1:05.792	4	26.849	18.756	20.531	1:06.136					
5	26.913	18.593	20.378	1:05.884	5	26.844	19.130	20.507	1:06.481					
6	26.679	18.621	20.385	1:05.685	6	26.822	19.118	21.000	1:06.940					
7	26.700	18.685	20.357	1:05.742	7	27.255	19.692	21.562	1:08.509					
8	26.696	18.571	20.338	1:05.605	8	26.996	18.673	20.527	1:06.196					
9	26.676	18.579	20.329	1:05.584	9	26.840	18.706	20.439	1:05.985					
No229 FESTANTE ALDO					No252 GHENO JACOPO									
1	32.291	20.138	21.225	1:13.654	1	30.939	19.716	21.549	1:12.204					
2	28.099	18.968	21.239	1:08.306	2	27.226	18.805	20.988	1:07.019					
3	27.492	19.677	21.436	1:08.605	3	27.907	19.532	20.802	1:08.241					
4	26.971	18.808	20.705	1:06.484	4	27.257	20.222	21.027	1:08.506					



KF Qualifying Heat 1 (QH1)

Starting Grid

Subject to scrutineering & sporting investigations

252	GHENO JACOPO TONY KART / VORTEX / VEGA		13	215	LUCHES LORENZO OK1 / TM / VEGA	
220	TILLET ARCHIE CRG / PARILLA / VEGA		12	254	MARTUCCI MARIO ZANARDI / TM / VEGA	
235	BACKMAN JESSICA KOSMIC / VORTEX / VEGA		11	234	KJAERGAARD NICOLAI TONY KART / VORTEX / VEGA	
211	LORANDI LEONARDO TONY KART / VORTEX / VEGA		10	229	FESTANTE ALDO TONY KART / VORTEX / VEGA	
214	CORREA JUAN ENERGY / TM / VEGA		9	219	TRAVISANUTTO LORENZO PCR / TM / VEGA	
204	JOYNER TOM ZANARDI / TM / VEGA		8	253	BACIUSKA ROKAS EXPRIT / VORTEX / VEGA	
205	LESSENNES BENJAMIN ZANARDI / TM / VEGA		7	239	MAESTRANZI MARCO TOP KART / PARILLA / VEGA	
227	VIPS JURI FA KART / VORTEX / VEGA		6	202	ARMSTRONG MARCUS TONY KART / VORTEX / VEGA	
245	VIGANO MATTEO TOP KART / PARILLA / VEGA		5	209	VAN LEEUWEN MARTIJN CRG / TM / VEGA	
221	TIENE FELICE CRG / PARILLA / VEGA		4	210	VERSCHOOR RICHARD EXPRIT / VORTEX / VEGA	
223	MARCU DIONISIOS TONY KART / VORTEX / VEGA		3	222	HILTBRAND PEDRO CRG / PARILLA / VEGA	
203	BASZ KAROL KOSMIC / VORTEX / VEGA		2	228	ROES CASPER FA KART / VORTEX / VEGA	
207	VARTANYAN ALEXANDER TONY KART / VORTEX / VEGA		1	201	NIELSEN NICKLAS TONY KART / VORTEX / VEGA	

POLE POSITION




KF Qualifying Heat 2 (QH2) Results

Subject to scrutineering & sporting investigations

Rnk	No	Entrant	Nat	Driver	Nat	Equipment	Laps	Gap	Interv.	Best Lap	Penalty	Points
1	201	TONY KART RACING TEAM	ITA	NIELSEN NICKLAS	DNK	TONY KART / VORTEX / VEGA	9			1:05.499		0
2	203	Kosmic Racing Team	ITA	BASZ KAROL	POL	KOSMIC / VORTEX / VEGA	9	1.056	1.056	1:05.726		2
3	207	Ward Racing	SWE	VARTANYAN ALEXANDER	RUS	TONY KART / VORTEX / VEGA	9	1.267	0.211	1:05.385		3
4	223	Ward Racing	SWE	MARCU DIONISIOS	ROU	TONY KART / VORTEX / VEGA	9	2.170	0.903	1:05.821		4
5	221	CRG S.P.A.	ITA	TIENE FELICE	ITA	CRG / PARILLA / VEGA	9	2.851	0.681	1:05.793		5
6	211	BABY RACE SRL	ITA	LORANDI LEONARDO	ITA	TONY KART / VORTEX / VEGA	9	3.771	0.920	1:05.695		6
7	228	RICKY FLYNN MOTORSPORT	GBR	ROES CASPER	DNK	FA KART / VORTEX / VEGA	9	4.411	0.640	1:05.758		7
8	227	RICKY FLYNN MOTORSPORT	GBR	VIPS JURI	EST	FA KART / VORTEX / VEGA	9	5.463	1.052	1:05.784		8
9	202	TONY KART RACING TEAM	ITA	ARMSTRONG MARCUS	AUS	TONY KART / VORTEX / VEGA	9	6.365	0.902	1:05.760		9
10	209	CRG Keijzer Racing	NLD	VAN LEEUWEN MARTIN	NLD	CRG / TM / VEGA	9	7.814	1.449	1:05.546		10
11	214	ENERGY CORSE SRL	ITA	CORREA JUAN	USA	ENERGY / TM / VEGA	9	8.106	0.292	1:06.002		11
12	204	STRAKKA BHAITECH	SWE	JOYNER TOM	GBR	ZANARDI / TM / VEGA	9	9.245	1.139	1:05.861		12
13	239	COMER TOP KART	ITA	MAESTRANZI MARCO	ITA	TOP KART / PARILLA / VEGA	9	9.490	0.245	1:05.759		13
14	219	SCUDERIA PCR SRL	ITA	TRAVISANUTTO LORENZO	ITA	PCR / TM / VEGA	9	10.778	1.288	1:05.972		14
15	235	Kosmic Racing Team	ITA	BACKMAN JESSICA	SWE	KOSMIC / VORTEX / VEGA	9	10.895	0.117	1:05.637		15
16	205	STRAKKA BHAITECH	SWE	LESSENNES BENJAMIN	BEL	ZANARDI / TM / VEGA	9	12.369	1.474	1:06.043		16
17	229	Forza Racing	GBR	FESTANTE ALDO	ITA	TONY KART / VORTEX / VEGA	9	13.054	0.685	1:06.101		17
18	220	CRG S.P.A.	ITA	TILLET ARCHIE	GBR	CRG / PARILLA / VEGA	9	13.997	0.943	1:06.185		18
19	254	STRAKKA BHAITECH	SWE	MARTUCCI MARIO	ITA	ZANARDI / TM / VEGA	9	15.871	1.874	1:06.694		19
20	253	RB RACING	CHE	BACIUSKA ROKAS	LTU	EXPRIT / VORTEX / VEGA	9	20.981	5.110	1:06.051		20
21	234	Ward Racing	SWE	KJAERGAARD NICOLAI	DNK	TONY KART / VORTEX / VEGA	9	22.512	1.531	1:06.225	+10.000	21
22	252	MORSICANI RACING SARONNO	ITA	GHEO JACOPO	ITA	TONY KART / VORTEX / VEGA	9	49.459	26.947	1:07.600		22
23	210	RB RACING	CHE	VERSCHOOR RICHARD	NLD	EXPRIT / VORTEX / VEGA	6	3 Laps	3 Laps	1:05.765		23
24	215	OK1 RACING TEAM	CZE	LUCHES LORENZO	ITA	OK1 / TM / VEGA	5	4 Laps	1 Lap	1:07.195		24
25	245	COMER TOP KART	ITA	VIGANO MATTEO	ITA	TOP KART / PARILLA / VEGA	1	8 Laps	4 Laps	1:38.077		25

No234 KJAERGAARD NICOLAI : 10 sec time penalty for bad manoeuvre (art 2.24 CIK General Prescriptions). According to Stewards' Decision No.11.

Not Classified

222	CRG S.P.A.	ITA	HILTBRAND PEDRO	ESP	CRG / PARILLA / VEGA		DNS					27
-----	------------	-----	-----------------	-----	----------------------	--	-----	--	--	--	--	----

Leaders : No201 NIELSEN NICKLAS (1-9)

Start Time : 25/04 - 14:48:46

Best Lap : No207 VARTANYAN ALEXANDER 1:05.385 93,54 Kph

Weather : Sunny Air : 22°C Track : Dry

Event Record : No207 VARTANYAN ALEXANDER 1:05.129 93,91 Kph



DOCUMENT N° 11

DÉCISION DES COMMISSAIRES SPORTIFS STEWARDS' DECISION

PÉNALITÉ INFLIGÉE AU CONCURRENT (NOM) : **Ward Racing**
PENALTY INFLICTED UPON THE ENTRANT (NAME):

NATIONALITÉ / NATIONALITY: **SWE**

N°: **234**
No.:

PILOTE : **KJAERGAARD NICOLAI**
DRIVER :

Concerne la partie de l'Épreuve : **KF - Qualifying Heat 2**
Concerns the part of the event:

ÉNONCÉ / STATEMENT:

10 sec time penalty in the Heat 2.

MOTIF / REASON:

The Driver no.234 was causing an incident. In the Heat concerned in 1 lap by MP 6 he pushed the kart in front of him (kart no. 252) an following of this manoeuvre Driver no. 252 lost positions (proved by relevant video sequence). Having considered the relevant video and after hearing the Entrant and Driver concerned, the Stewards assess this manoeuvre as an incident according to art 2.24 CIK General Prescriptions. This decision is made in application of art. 2.24 CIK General Prescriptions and art. 12.3. FIA International Sporting Code.

Décision annoncée
Decision announced

Date / Date: **25/04/2015**

Heure / Time: **15:11**

Nom / Name

Signature

Président du Collège / Chairman of the Panel:

Oronzo Di Bari (I) :

Membres du Collège / Members of the Panel:

Giovanni Valentino (I) :

Nicola Giorgione (I) :

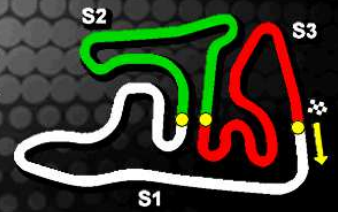
NOTIFICATION AU CONCURRENT CONCERNÉ / NOTIFICATION TO THE RELEVANT ENTRANT

Je soussigné :
I undersigned: Nom personnel / personal name

Représentant du Concurrent : **Ward Racing**
Representing the Entrant: Nom du Concurrent / Entrant's name

Certifie avoir reçu notification du document N° **11** des Commissaires Sportifs de l'Épreuve.
Certify that I have been notified of document No. by the Stewards of the Meeting.

Date : Heure / Time: Signature :



KF
KF Qualifying Heat 2 (QH2)
 Lap Chart

For information purposes. No official / regulatory value

	1	2	3	4	5	6	7	8	9	10	11	12	13	14	15	16	17	18	19	20	21	22	23	24	25	26
Grid	201	207	203	221	210	223	228	227	222	253	214	209	211	202	205	245	204	219	252	235	220	254	229	215	239	234
Start	201	207	221	203	223	210	227	228	214	253	209	202	211	245	205	204	219	235	254	252	220	229	239	234	215	
Lap 1 Interval	201	221 0.2	203 0.2	223 0.5	228 0.5	210 0.1	227 0.1	207 0.1	214 0.3	202 0.1	211 0.1	205 0.8	253 0.1	235 0.2	204 0.5	209 0.0	254 0.6	219 0.1	234 0.7	239 0.0	229 0.7	215 0.7	220 0.7	252 22.6	245 0.0	
Lap 2	201	203 0.4	223 0.4	221 0.0	207 1.5	228 0.0	210 0.3	211 0.2	227 0.1	214 0.0	202 0.3	253 0.1	205 0.0	235 0.1	204 0.1	209 0.1	219 1.0	239 0.7	234 0.3	254 0.0	229 0.2	215 1.9	220 0.0	252 25.2		
Lap 3	201	203 0.4	223 0.5	221 0.3	207 1.1	228 0.4	210 0.3	211 0.3	214 1.0	227 0.0	202 0.2	204 1.2	209 0.1	235 0.1	219 0.1	205 0.7	239 0.0	253 0.1	234 0.1	229 0.2	254 0.3	220 2.1	215 0.5	252 26.2		
Lap 4	201	203 0.5	223 0.5	221 0.5	207 0.4	210 1.2	228 0.1	211 0.0	227 1.3	214 0.2	202 0.3	209 1.8	204 0.4	219 0.2	235 0.2	205 0.1	239 0.1	234 0.7	254 0.4	229 0.1	220 1.1	215 1.3	253 6.4	252 20.5		
Lap 5	201	203 0.6	223 0.4	207 0.7	221 0.1	210 1.2	211 0.2	228 0.3	227 1.0	214 0.3	202 0.1	209 1.8	204 0.6	219 0.2	239 0.5	235 0.5	205 0.3	234 0.1	254 0.7	229 0.0	220 0.8	215 2.1	253 5.5	252 21.8		
Lap 6	201	203 0.7	223 0.5	207 0.3	221 0.7	210 0.9	211 0.2	228 0.3	227 1.0	214 0.7	202 0.0	209 1.4	204 0.9	219 0.3	239 0.2	235 0.4	234 1.0	205 0.1	229 0.7	254 0.4	220 0.1	253 7.6	252 23.3			
Lap 7	201	203 0.9	207 0.8	223 0.1	221 0.6	211 1.1	228 0.3	227 1.1	202 0.9	214 0.3	209 0.9	204 1.2	239 0.3	219 0.2	235 0.4	234 1.3	205 0.1	229 0.6	220 0.8	254 0.6	253 6.8	252 24.8				
Lap 8	201	203 1.1	207 0.4	223 0.5	221 0.7	211 1.0	228 0.5	227 1.0	202 0.9	214 0.5	209 0.4	204 1.5	239 0.2	219 0.4	235 0.0	205 1.9	234 0.3	229 0.4	220 0.9	254 1.3	253 5.9	252 26.6				
Lap 9	201	203 1.0	207 0.2	223 0.9	221 0.6	211 0.9	228 0.6	227 1.0	202 0.9	209 1.4	214 0.2	204 1.1	239 0.2	219 1.2	235 0.1	205 1.4	234 0.1	229 0.5	220 0.9	254 1.8	253 5.1	252 28.4				



KF

KF Qualifying Heat 2 (QH2)

Lap Time Analysis

For information purposes. No official / regulatory value

Laps	Sector 1	Sector 2	Sector 3	Lap Time
No201 NIELSEN NICKLAS				
1	28.226	19.048	20.892	1:08.166
2	27.299	18.922	20.689	1:06.910
3	26.895	18.664	20.434	1:05.993
4	26.839	18.654	20.441	1:05.934
5	26.794	18.708	20.367	1:05.869
6	26.702	18.618	20.349	1:05.669
7	26.658	18.572	20.269	1:05.499
8	26.724	18.682	20.290	1:05.696
9	26.775	18.677	20.337	1:05.789

Laps	Sector 1	Sector 2	Sector 3	Lap Time
No202 ARMSTRONG MARCUS				
1	29.172	19.412	21.079	1:09.663
2	27.448	19.205	21.483	1:08.136
3	27.483	19.043	20.569	1:07.095
4	26.931	18.930	20.578	1:06.439
5	26.772	18.676	20.433	1:05.881
6	26.897	18.765	20.421	1:06.083
7	26.891	18.699	20.349	1:05.939
8	26.692	18.719	20.390	1:05.801
9	26.701	18.607	20.452	1:05.760

Laps	Sector 1	Sector 2	Sector 3	Lap Time
No203 BASZ KAROL				
1	28.352	18.988	20.818	1:08.158
2	27.281	18.876	20.646	1:06.803
3	26.893	18.658	20.478	1:06.029
4	26.849	18.709	20.462	1:06.020
5	26.864	18.625	20.439	1:05.928
6	26.750	18.675	20.380	1:05.805
7	26.751	18.621	20.354	1:05.726
8	26.779	18.662	20.374	1:05.815
9	26.765	18.610	20.354	1:05.729

Laps	Sector 1	Sector 2	Sector 3	Lap Time
No204 JOYNER TOM				
1	30.350	19.795	21.189	1:11.334
2	27.093	18.837	20.800	1:06.730
3	27.331	19.650	20.840	1:07.821
4	27.160	19.304	21.009	1:07.473
5	26.847	18.788	20.440	1:06.075
6	26.752	18.791	20.491	1:06.034
7	26.780	18.823	20.459	1:06.062
8	26.748	18.727	20.386	1:05.861
9	26.718	18.734	20.541	1:05.993

Laps	Sector 1	Sector 2	Sector 3	Lap Time
No205 LESSENNES BENJAMIN				
1	30.141	19.401	20.968	1:10.510
2	27.263	18.888	21.176	1:07.327
3	27.503	20.463	21.326	1:09.292
4	27.267	18.888	20.855	1:07.010
5	27.332	19.050	20.785	1:07.167

Laps	Sector 1	Sector 2	Sector 3	Lap Time
6	27.281	18.756	20.559	1:06.596
7	26.843	18.792	20.566	1:06.201
8	26.868	18.770	20.405	1:06.043
9	26.896	18.894	20.696	1:06.486

Laps	Sector 1	Sector 2	Sector 3	Lap Time
No207 VARTANYAN ALEXANDER				
1	29.955	19.134	21.065	1:10.154
2	27.376	19.046	20.938	1:07.360
3	26.827	18.742	20.347	1:05.916
4	26.681	18.533	20.325	1:05.539
5	26.665	18.648	20.352	1:05.665
6	26.625	18.589	20.227	1:05.441
7	26.580	18.690	20.482	1:05.752
8	26.601	18.524	20.260	1:05.385
9	26.558	18.570	20.348	1:05.476

Laps	Sector 1	Sector 2	Sector 3	Lap Time
No209 VAN LEEUWEN MARTIJN				
1	30.995	19.641	21.153	1:11.789
2	27.267	18.818	20.709	1:06.794
3	27.247	19.662	20.889	1:07.798
4	27.163	19.090	20.624	1:06.877
5	26.791	18.694	20.392	1:05.877
6	26.671	18.665	20.368	1:05.704
7	26.693	18.788	20.336	1:05.817
8	26.655	18.634	20.257	1:05.546
9	26.585	19.024	20.511	1:06.120

Laps	Sector 1	Sector 2	Sector 3	Lap Time
No210 VERSCHOOR RICHARD				
1	28.825	19.344	21.156	1:09.325
2	27.344	19.417	21.239	1:08.000
3	26.974	18.746	20.538	1:06.258
4	26.707	18.696	20.684	1:06.087
5	26.738	18.700	20.352	1:05.790
6	26.656	18.749	20.360	1:05.765

Laps	Sector 1	Sector 2	Sector 3	Lap Time
No211 LORANDI LEONARDO				
1	29.239	19.341	21.170	1:09.750
2	27.391	19.041	20.943	1:07.375
3	26.924	18.846	20.526	1:06.296
4	26.704	18.695	20.551	1:05.950
5	26.807	18.643	20.442	1:05.892
6	26.687	18.662	20.391	1:05.740
7	26.678	18.690	20.350	1:05.718
8	26.730	18.655	20.310	1:05.695
9	26.726	18.633	20.354	1:05.713

Laps	Sector 1	Sector 2	Sector 3	Lap Time
No214 CORREA JUAN				
1	29.025	19.470	21.253	1:09.748
2	27.814	19.259	20.867	1:07.940
3	27.337	19.130	20.609	1:07.076
4	27.137	18.769	20.543	1:06.449

Laps	Sector 1	Sector 2	Sector 3	Lap Time
5	26.808	18.724	20.529	1:06.061
6	26.818	18.815	20.550	1:06.183
7	27.155	18.848	20.410	1:06.413
8	26.811	18.766	20.425	1:06.002
9	26.796	19.519	20.590	1:06.905

Laps	Sector 1	Sector 2	Sector 3	Lap Time
No215 LUCHES LORENZO				
1	30.771	21.045	21.580	1:13.396
2	27.538	19.389	21.097	1:08.024
3	27.541	19.365	21.131	1:08.037
4	27.334	19.189	20.829	1:07.352
5	27.290	19.189	20.716	1:07.195

Laps	Sector 1	Sector 2	Sector 3	Lap Time
No219 TRAVISANUTTO LORENZO				
1	30.637	20.016	21.489	1:12.142
2	27.339	19.044	20.667	1:07.050
3	26.998	19.090	20.949	1:07.037
4	27.142	18.981	21.155	1:07.278
5	26.867	18.776	20.459	1:06.102
6	26.845	18.817	20.450	1:06.112
7	26.797	18.749	20.724	1:06.270
8	26.784	18.747	20.441	1:05.972
9	26.791	19.133	20.960	1:06.884

Laps	Sector 1	Sector 2	Sector 3	Lap Time
No220 TILLET ARCHIE				
1	30.402	22.063	22.119	1:14.584
2	27.433	18.965	20.961	1:07.359
3	27.646	19.089	20.640	1:07.375
4	27.092	18.846	20.688	1:06.626
5	26.954	18.897	20.546	1:06.397
6	26.872	18.781	20.532	1:06.185
7	26.986	18.755	20.556	1:06.297
8	26.944	18.743	20.563	1:06.250
9	26.878	18.880	20.668	1:06.426

Laps	Sector 1	Sector 2	Sector 3	Lap Time
No221 TIENE FELICE				
1	28.274	19.099	20.918	1:08.291
2	27.643	18.979	20.951	1:07.573
3	27.076	18.850	20.464	1:06.390
4	26.907	18.777	20.538	1:06.222
5	26.828	18.986	20.464	1:06.278
6	26.755	18.782	20.462	1:05.999
7	26.768	18.699	20.345	1:05.812
8	26.807	18.673	20.364	1:05.844
9	26.772	18.640	20.381	1:05.793

Laps	Sector 1	Sector 2	Sector 3	Lap Time
No223 MARCU DIONISIOS				
1	28.581	19.288	20.776	1:08.645
2	27.125	18.832	20.752	1:06.709
3	26.854	18.728	20.528	1:06.110
4	26.797	18.691	20.556	1:06.044



KF

KF Qualifying Heat 2 (QH2)

Lap Time Analysis

For information purposes. No official / regulatory value

Laps	Sector 1	Sector 2	Sector 3	Lap Time
5	26.807	18.655	20.406	1:05.868
6	26.751	18.682	20.443	1:05.876
7	26.697	18.949	20.526	1:06.172
8	26.780	18.643	20.398	1:05.821
9	26.750	18.686	20.396	1:05.832

No227 VIPS JURI				
Laps	Sector 1	Sector 2	Sector 3	Lap Time
1	29.010	19.415	21.029	1:09.454
2	27.678	19.164	21.500	1:08.342
3	27.501	18.968	20.751	1:07.220
4	26.868	18.760	20.509	1:06.137
5	26.827	18.726	20.418	1:05.971
6	26.687	18.718	20.379	1:05.784
7	26.686	18.635	20.464	1:05.785
8	26.733	18.688	20.391	1:05.812
9	26.731	18.718	20.345	1:05.794

No228 ROES CASPER				
Laps	Sector 1	Sector 2	Sector 3	Lap Time
1	28.842	19.350	20.898	1:09.090
2	27.613	19.173	21.018	1:07.804
3	27.085	18.684	20.546	1:06.315
4	26.719	18.767	21.068	1:06.554
5	27.055	18.707	20.454	1:06.216
6	26.682	18.679	20.416	1:05.777
7	26.717	18.606	20.435	1:05.758
8	26.790	18.687	20.400	1:05.877
9	26.692	18.632	20.470	1:05.794

No229 FESTANTE ALDO				
Laps	Sector 1	Sector 2	Sector 3	Lap Time
1	30.985	20.725	21.305	1:13.015
2	27.271	18.971	20.636	1:06.878
3	27.301	18.983	20.622	1:06.906
4	27.649	19.415	20.854	1:07.918
5	27.129	18.972	20.549	1:06.650
6	27.115	18.856	20.486	1:06.457
7	26.858	18.780	20.463	1:06.101
8	26.860	18.815	20.467	1:06.142
9	27.014	18.894	20.495	1:06.403

No234 KJAERGAARD NICOLAI				
Laps	Sector 1	Sector 2	Sector 3	Lap Time
1	30.359	20.360	21.301	1:12.020
2	27.760	18.888	20.792	1:07.440
3	27.071	19.066	20.811	1:06.948
4	27.888	18.980	20.636	1:07.504
5	26.912	18.863	20.708	1:06.483
6	27.015	18.784	20.500	1:06.299
7	26.827	18.839	20.559	1:06.225
8	27.263	18.765	20.529	1:06.557
9	26.798	18.818	20.649	1:06.265

Laps	Sector 1	Sector 2	Sector 3	Lap Time
No235 BACKMAN JESSICA				
1	30.032	19.439	21.135	1:10.606
2	27.244	18.814	21.019	1:07.077
3	27.736	19.603	20.885	1:08.224
4	27.572	18.794	21.321	1:07.687
5	27.681	18.820	20.470	1:06.971
6	26.789	18.649	20.330	1:05.768
7	26.882	18.569	20.470	1:05.921
8	26.757	18.540	20.340	1:05.637
9	26.836	18.969	21.114	1:06.919

No239 MAESTRANZI MARCO				
Laps	Sector 1	Sector 2	Sector 3	Lap Time
1	30.561	20.262	21.305	1:12.128
2	27.290	18.890	20.843	1:07.023
3	26.905	18.835	21.312	1:07.052
4	27.755	18.729	20.574	1:07.058
5	27.061	18.663	20.398	1:06.122
6	26.804	18.610	20.413	1:05.827
7	26.727	18.592	20.440	1:05.759
8	26.764	18.649	20.356	1:05.769
9	26.873	18.677	20.480	1:06.030

No245 VIGANO MATTEO				
Laps	Sector 1	Sector 2	Sector 3	Lap Time
1	31.683	42.908	23.486	1:38.077

No252 GHENO JACOPO				
Laps	Sector 1	Sector 2	Sector 3	Lap Time
1	30.761	43.538	23.190	1:37.489
2	28.637	20.036	21.297	1:09.970
3	27.766	19.684	21.500	1:08.950
4	27.641	19.457	20.946	1:08.044
5	27.275	19.372	20.994	1:07.641
6	27.309	19.163	21.177	1:07.649
7	27.398	19.330	20.872	1:07.600
8	27.505	19.458	20.936	1:07.899
9	27.577	19.309	21.064	1:07.950

No253 BACIUSKA ROKAS				
Laps	Sector 1	Sector 2	Sector 3	Lap Time
1	30.328	19.647	21.034	1:11.009
2	27.195	18.877	20.969	1:07.041
3	27.452	20.939	21.154	1:09.545
4	36.699	19.743	20.741	1:17.183
5	26.965	18.908	20.412	1:06.285
6	26.869	18.849	20.431	1:06.149
7	26.981	18.766	20.403	1:06.150
8	26.872	18.781	20.398	1:06.051
9	26.819	18.917	20.395	1:06.131



























No254 MARTUCCI MARIO				
Laps	Sector 1	Sector 2	Sector 3	Lap Time
1	30.546	19.855	21.283	1:11.684
2	27.749	19.146	21.443	1:08.338
3	27.630	19.056	20.748	1:07.434

Laps	Sector 1	Sector 2	Sector 3	Lap Time
4	27.479	19.303	20.696	1:07.478
5	27.078	18.879	20.737	1:06.694
6	27.351	18.927	20.702	1:06.980
7	27.552	18.917	20.648	1:07.117
8	27.152	18.954	20.820	1:06.926
9	27.156	18.940	20.881	1:06.977



KF
Qualifying Heat 2 (QH2)
Starting Grid

Subject to scrutineering & sporting investigations

239	MAESTRANZI MARCO TOP KART / PARILLA / VEGA		13	234	KJAERGAARD NICOLAI TONY KART / VORTEX / VEGA	
229	FESTANTE ALDO TONY KART / VORTEX / VEGA		12	215	LUCHES LORENZO OK1 / TM / VEGA	
220	TILLETT ARCHIE CRG / PARILLA / VEGA		11	254	MARTUCCI MARIO ZANARDI / TM / VEGA	
252	GHEÑO JACOPO TONY KART / VORTEX / VEGA		10	235	BACKMAN JESSICA KOSMIC / VORTEX / VEGA	
204	JOYNER TOM ZANARDI / TM / VEGA		9	219	TRAVISANUTTO LORENZO PCR / TM / VEGA	
205	LESSENNES BENJAMIN ZANARDI / TM / VEGA		8	245	VIGANO MATTEO TOP KART / PARILLA / VEGA	
211	LORANDI LEONARDO TONY KART / VORTEX / VEGA		7	202	ARMSTRONG MARCUS TONY KART / VORTEX / VEGA	
214	CORREA JUAN ENERGY / TM / VEGA		6	209	VAN LEEUWEN MARTIJN CRG / TM / VEGA	
222	HILTBRAND PEDRO CRG / PARILLA / VEGA		5	253	BACIUSKA ROKAS EXPRIT / VORTEX / VEGA	
228	ROES CASPER FA KART / VORTEX / VEGA		4	227	VIPS JURI FA KART / VORTEX / VEGA	
210	VERSCHOOR RICHARD EXPRIT / VORTEX / VEGA		3	223	MARCU DIONISIOS TONY KART / VORTEX / VEGA	
203	BASZ KAROL KOSMIC / VORTEX / VEGA		2	221	TIENE FELICE CRG / PARILLA / VEGA	
201	NIELSEN NICKLAS TONY KART / VORTEX / VEGA		1	207	VARTANYAN ALEXANDER TONY KART / VORTEX / VEGA	

POLE POSITION





KF

Document 12

KF Qualifying Heat 3 (QH3)

Subject to scrutineering & sporting investigations

Results

Rnk	No	Entrant	Nat	Driver	Nat	Equipment	Laps	Gap	Interv.	Best Lap	Points
1	▲2	207	SWE	WARD RACING	RUS	TONY KART / VORTEX / VEGA	9			1:05.729	0
2	▼1	201	ITA	TONY KART RACING TEAM	DNK	TONY KART / VORTEX / VEGA	9	2.015	2.015	1:06.002	2
3	▲2	221	ITA	CRG S.P.A.	ITA	CRG / PARILLA / VEGA	9	3.807	1.792	1:05.874	3
4	▲3	228	GBR	RICKY FLYNN MOTORSPORT	DNK	FA KART / VORTEX / VEGA	9	3.873	0.066	1:05.985	4
5	▼3	203	ITA	KOSMIC RACING TEAM	POL	KOSMIC / VORTEX / VEGA	9	5.465	1.592	1:05.968	5
6	▲3	202	ITA	TONY KART RACING TEAM	NZL	TONY KART / VORTEX / VEGA	9	5.586	0.121	1:05.800	6
7	▼3	223	SWE	WARD RACING	ROU	TONY KART / VORTEX / VEGA	9	5.659	0.073	1:06.009	7
8	▲3	214	ITA	ENERGY CORSE SRL	USA	ENERGY / TM / VEGA	9	5.663	0.004	1:06.010	8
9	▼1	227	GBR	RICKY FLYNN MOTORSPORT	EST	FA KART / VORTEX / VEGA	9	6.991	1.328	1:06.073	9
10	▼4	211	ITA	BABY RACE SRL	ITA	TONY KART / VORTEX / VEGA	9	9.244	2.253	1:05.777	10
11	▲2	239	ITA	COMER TOP KART	ITA	TOP KART / PARILLA / VEGA	9	9.313	0.069	1:06.044	11
12	▲3	235	ITA	KOSMIC RACING TEAM	SWE	KOSMIC / VORTEX / VEGA	9	9.371	0.058	1:06.095	12
13	▲1	219	ITA	SCUDERIA PCR SRL	ITA	PCR / TM / VEGA	9	9.598	0.227	1:06.252	13
14	▲9	210	CHE	RB RACING	NLD	EXPRIT / VORTEX / VEGA	9	9.692	0.094	1:05.886	14
15	▲1	205	SWE	STRAKKA BHAITECH	BEL	ZANARDI / TM / VEGA	9	10.436	0.744	1:06.154	15
16	▼4	204	SWE	STRAKKA BHAITECH	GBR	ZANARDI / TM / VEGA	9	11.629	1.193	1:06.172	16
17	▲1	220	ITA	CRG S.P.A.	GBR	CRG / PARILLA / VEGA	9	14.399	2.770	1:06.465	17
18	▲1	254	SWE	STRAKKA BHAITECH	ITA	ZANARDI / TM / VEGA	9	15.862	1.463	1:07.022	18
19	▼2	229	GBR	FORZA RACING	ITA	TONY KART / VORTEX / VEGA	9	16.151	0.289	1:06.426	19
20	▲2	252	ITA	MORSICANI RACING SAS	ITA	TONY KART / VORTEX / VEGA	9	16.355	0.204	1:06.663	20
21	▲3	215	CZE	OK1 RACING TEAM	ITA	OK1 / TM / VEGA	9	18.298	1.943	1:06.919	21
22	▼2	253	CHE	RB RACING	LTU	EXPRIT / VORTEX / VEGA	9	18.790	0.492	1:06.247	22
23	▲2	245	ITA	COMER TOP KART	ITA	TOP KART / PARILLA / VEGA	5	4 Laps	4 Laps	1:06.630	23
24	▼14	209	NLD	CRG Keijzer Racing	NLD	CRG / TM / VEGA	0	9 Laps	5 Laps		24
25	▼4	234	SWE	WARD RACING	DNK	TONY KART / VORTEX / VEGA	0	9 Laps	0.948		25

Not Classified

		222	ITA	CRG S.P.A.	ESP	CRG / PARILLA / VEGA		DNS			27
--	--	-----	-----	------------	-----	----------------------	--	-----	--	--	----

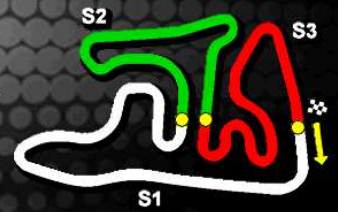
Leaders : No201 NIELSEN NICKLAS (1-4) / No207 VARTANYAN ALEXANDER (5-9)

Start Time : 25/04 - 16:44:01

Best Lap : No207 VARTANYAN ALEXANDER 1:05.729 93,05 Kph

Weather : Slightly cloudy Air : 22°C Track : Dry

Event Record : No207 VARTANYAN ALEXANDER 1:05.129 93,91 Kph



KF
KF Qualifying Heat 3 (QH3)
 Lap Chart

For information purposes. No official / regulatory value

	1	2	3	4	5	6	7	8	9	10	11	12	13	14	15	16	17	18	19	20	21	22	23	24	25	26
Grid	201	203	207	223	221	211	228	227	202	209	214	204	239	219	235	205	229	220	254	253	234	252	210	215	245	222
Start	201	207	221	203	223	228	211	202	227	209	214	239	204	235	219	205	229	220	254	253	252	234	210	215	245	
Lap 1 Interval	201 0.2	221 0.0	207 0.1	228 0.6	203 0.0	202 0.0	223 0.1	214 1.0	235 0.0	227 0.3	239 0.0	219 0.3	229 0.9	254 1.9	253 0.7	211 0.3	245 0.0	205 0.7	220 0.7	204 0.5	252 0.2	210 0.2	215 0.3			
Lap 2	201 0.2	228 0.4	207 0.2	221 0.2	202 0.2	223 0.1	203 0.1	214 1.4	235 0.3	239 0.2	227 1.8	219 0.1	253 0.0	211 0.7	245 0.1	205 0.2	254 1.0	220 0.4	204 0.1	229 0.0	210 0.5	252 0.8	215 0.8			
Lap 3	201 0.5	207 0.1	228 0.6	202 0.1	221 0.0	203 0.2	214 0.3	223 1.3	239 0.0	235 0.1	227 2.8	219 0.5	253 0.0	245 0.1	211 0.1	205 0.3	254 0.8	210 0.1	220 0.4	204 0.1	229 0.4	252 0.2	215 1.2			
Lap 4	201 0.2	207 0.5	228 0.6	202 0.3	203 0.5	221 0.1	214 0.1	223 0.1	227 1.9	239 0.2	235 0.1	219 1.7	211 0.8	245 0.2	205 0.1	254 0.8	210 0.1	204 0.6	220 1.1	252 0.4	229 0.5	215 0.4	253 0.0			
Lap 5	207 0.3	201 0.2	228 0.7	202 0.2	203 0.4	221 0.3	214 0.2	223 2.0	239 0.1	227 0.6	235 1.4	219 0.5	211 0.6	245 0.6	205 0.0	210 0.5	254 0.8	204 0.1	220 1.4	252 0.8	229 0.3	253 0.3	215 0.3			
Lap 6	207 0.6	201 0.2	228 0.5	202 0.4	203 0.3	221 0.3	214 0.3	223 0.2	227 2.2	239 0.2	235 0.4	219 1.6	211 0.2	205 0.8	210 0.4	204 1.3	254 0.6	220 0.9	229 1.2	252 0.2	253 0.0	215 1.0				
Lap 7	207 1.0	228 0.2	201 0.1	202 0.5	203 0.2	221 0.7	214 0.7	223 0.0	239 2.4	227 0.1	235 0.3	211 1.5	219 0.5	210 1.1	205 0.0	204 1.3	254 1.4	220 0.4	229 1.1	253 0.1	252 0.3	215 1.4				
Lap 8	207 1.7	201 0.6	228 0.2	221 0.7	203 0.1	202 0.2	223 0.1	214 2.6	227 0.4	239 0.0	235 0.6	211 0.8	219 0.8	210 0.8	205 0.3	204 1.3	220 2.3	254 0.4	253 0.5	229 0.3	252 0.2	215 1.6				
Lap 9	207 2.0	201 1.7	221 0.0	228 1.5	203 0.1	202 0.0	223 0.0	214 0.0	227 1.3	211 2.2	239 0.0	235 0.0	219 0.2	210 0.0	205 0.7	204 1.1	220 2.7	254 1.4	229 0.2	252 0.2	215 1.9	253 0.4				



KF

KF Qualifying Heat 3 (QH3)

Lap Time Analysis

For information purposes. No official / regulatory value

Laps	Sector 1	Sector 2	Sector 3	Lap Time	Laps	Sector 1	Sector 2	Sector 3	Lap Time	Laps	Sector 1	Sector 2	Sector 3	Lap Time
No201 NIELSEN NICKLAS					No207 VARTANYAN ALEXANDER					No219 TRAVISANUTTO LORENZO				
1	28.329	19.264	21.366	1:08.959	6	26.887	18.806	20.461	1:06.154	2	27.732	19.411	21.161	1:08.304
2	27.654	19.313	21.036	1:08.003	7	26.897	19.097	20.672	1:06.666	3	27.559	19.300	20.930	1:07.789
3	27.238	18.989	20.697	1:06.924	8	26.935	18.766	20.478	1:06.179	4	27.493	19.077	21.242	1:07.812
4	27.006	18.864	20.513	1:06.383	9	26.975	18.770	20.600	1:06.345	5	27.381	18.989	20.811	1:07.181
5	27.326	18.804	20.538	1:06.668	No210 VERSCHOOR RICHARD					6	27.252	19.035	20.869	1:07.156
6	26.873	18.852	20.503	1:06.228	1	28.663	19.180	21.319	1:09.162	7	27.313	18.991	20.743	1:07.047
7	26.861	18.715	20.895	1:06.471	2	27.885	19.644	20.923	1:08.452	8	27.214	19.074	20.631	1:06.919
8	26.990	18.766	20.428	1:06.184	3	27.118	18.778	20.847	1:06.743	9	27.252	19.094	20.769	1:07.115
9	26.831	18.744	20.427	1:06.002	4	26.912	18.680	20.488	1:06.080	No220 TILLET ARCHIE				
No202 ARMSTRONG MARCUS					No211 LORANDI LEONARDO					No221 TIENE FELICE				
1	28.965	19.156	21.523	1:09.644	1	34.117	20.910	21.834	1:16.861	1	30.345	19.424	21.162	1:10.931
2	27.554	19.540	21.008	1:08.102	2	27.391	18.956	20.956	1:07.303	2	27.883	19.429	23.586	1:10.898
3	27.243	18.929	20.842	1:07.014	3	27.141	18.917	20.806	1:06.864	3	27.441	19.225	21.184	1:07.850
4	27.060	18.908	20.574	1:06.542	4	27.449	18.774	20.548	1:06.771	4	27.063	18.858	20.650	1:06.571
5	26.889	18.766	20.606	1:06.261	5	26.877	18.730	20.507	1:06.114	5	27.063	18.858	20.650	1:06.571
6	26.773	18.662	20.512	1:05.947	6	26.731	18.887	20.383	1:06.001	5	26.936	18.913	20.626	1:06.475
7	26.764	18.604	20.432	1:05.800	7	26.684	18.846	20.640	1:06.170	6	26.976	18.882	20.538	1:06.396
8	28.014	19.034	20.882	1:07.930	8	26.755	18.689	20.442	1:05.886	7	27.131	18.803	20.557	1:06.491
9	27.169	19.072	21.465	1:07.706	9	26.715	18.738	20.532	1:05.985	8	26.868	18.814	20.570	1:06.252
No203 BASZ KAROL					No214 CORREA JUAN					No223 MARCU DIONISIOS				
1	28.721	19.195	21.875	1:09.791	1	29.303	19.320	21.117	1:09.740	1	29.391	19.235	21.259	1:09.885
2	27.830	19.815	20.913	1:08.558	2	27.848	19.628	20.982	1:08.458	2	27.841	19.415	20.979	1:08.235
3	27.143	18.904	20.825	1:06.872	3	27.389	18.993	20.596	1:06.978	3	27.831	19.008	20.800	1:07.639
4	27.178	18.830	20.599	1:06.607	4	27.377	18.808	20.504	1:06.689	4	27.090	19.139	20.665	1:06.894
5	26.939	18.769	20.527	1:06.235	5	26.885	18.798	20.500	1:06.183	5	27.037	18.771	20.569	1:06.377
6	26.839	18.794	20.455	1:06.088	6	26.858	18.680	20.466	1:06.004	6	26.829	18.701	20.479	1:06.009
7	26.810	18.714	20.444	1:05.968	7	26.788	18.636	20.353	1:05.777	7	26.858	18.692	20.507	1:06.057
8	27.256	19.267	20.645	1:07.168	8	26.801	18.694	20.451	1:05.946	8	27.132	18.692	20.723	1:06.547
9	27.145	19.200	21.413	1:07.758	9	26.850	19.188	21.120	1:07.158					
No204 JOYNER TOM					No215 LUCHES LORENZO									
1	34.654	20.568	21.719	1:16.941	1	33.903	20.962	22.231	1:17.096					
2	27.511	19.211	21.166	1:07.888										
3	27.460	19.198	20.754	1:07.412										
4	27.223	19.227	20.610	1:07.060										
5	26.956	18.873	20.653	1:06.482										
6	26.918	18.896	20.532	1:06.346										
7	26.793	18.794	20.623	1:06.210										
8	26.844	18.886	20.495	1:06.225										
9	26.826	18.824	20.522	1:06.172										



KF

KF Qualifying Heat 3 (QH3)

Lap Time Analysis

For information purposes. No official / regulatory value

Laps	Sector 1	Sector 2	Sector 3	Lap Time
9	27.067	19.012	21.443	1:07.522

No227 VIPS JURI

Laps	Sector 1	Sector 2	Sector 3	Lap Time
1	30.278	19.278	21.381	1:10.937
2	27.557	19.867	21.996	1:09.420
3	27.136	18.813	20.905	1:06.854
4	27.647	18.841	20.758	1:07.246
5	27.007	18.778	20.790	1:06.575
6	26.797	18.781	20.527	1:06.105
7	26.849	18.844	20.780	1:06.473
8	26.981	18.976	20.696	1:06.653
9	26.834	18.746	20.493	1:06.073

No228 ROES CASPER

Laps	Sector 1	Sector 2	Sector 3	Lap Time
1	28.792	19.053	21.182	1:09.027
2	27.848	19.118	20.945	1:07.911
3	27.252	18.864	21.212	1:07.328
4	27.153	18.809	20.534	1:06.496
5	26.959	18.741	20.458	1:06.158
6	26.917	18.791	20.493	1:06.201
7	26.844	18.625	20.516	1:05.985
8	27.794	18.800	20.484	1:07.078
9	27.096	19.085	21.001	1:07.182

No229 FESTANTE ALDO

Laps	Sector 1	Sector 2	Sector 3	Lap Time
1	29.814	19.704	21.389	1:10.907
2	27.717	19.339	26.519	1:13.575
3	27.444	19.512	20.776	1:07.732
4	27.084	19.299	22.443	1:08.826
5	27.148	19.090	20.651	1:06.889
6	26.963	18.938	20.656	1:06.557
7	26.919	18.899	20.608	1:06.426
8	27.412	18.938	20.551	1:06.901
9	27.031	19.042	20.873	1:06.946

No235 BACKMAN JESSICA

Laps	Sector 1	Sector 2	Sector 3	Lap Time
1	29.650	19.226	21.693	1:10.569
2	27.816	19.537	21.513	1:08.866
3	27.225	19.015	21.055	1:07.295
4	28.207	19.020	20.632	1:07.859
5	27.053	19.218	20.484	1:06.755
6	26.991	18.670	20.514	1:06.175
7	26.842	18.754	20.499	1:06.095
8	27.026	18.909	20.940	1:06.875
9	27.174	19.654	21.097	1:07.925

No239 MAESTRANZI MARCO

Laps	Sector 1	Sector 2	Sector 3	Lap Time
1	29.881	19.264	21.953	1:11.098
2	27.824	19.354	21.658	1:08.836
3	27.193	18.766	20.938	1:06.897
4	28.099	19.030	20.603	1:07.732

Laps	Sector 1	Sector 2	Sector 3	Lap Time
5	26.954	18.640	20.618	1:06.212
6	27.152	18.745	20.545	1:06.442
7	26.839	18.726	20.479	1:06.044
8	27.269	19.051	20.991	1:07.311
9	27.138	19.451	21.343	1:07.932

No245 VIGANO MATTEO

Laps	Sector 1	Sector 2	Sector 3	Lap Time
1	33.208	19.600	21.499	1:14.307
2	27.361	19.014	21.171	1:07.546
3	27.146	18.876	21.486	1:07.508
4	27.223	19.145	20.665	1:07.033
5	26.950	18.808	20.872	1:06.630

No252 GHENO JACOPO

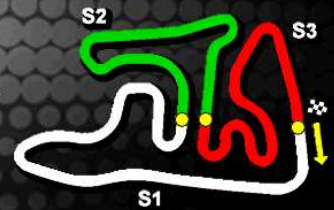
Laps	Sector 1	Sector 2	Sector 3	Lap Time
1	33.889	21.119	21.752	1:16.760
2	27.889	19.189	21.024	1:08.102
3	27.361	19.175	20.854	1:07.390
4	27.213	19.117	21.656	1:07.986
5	27.148	19.058	20.897	1:07.103
6	27.160	18.925	21.125	1:07.210
7	27.219	18.813	20.637	1:06.669
8	27.158	18.820	20.685	1:06.663
9	27.003	18.849	21.016	1:06.868

No253 BACIUSKA ROKAS

Laps	Sector 1	Sector 2	Sector 3	Lap Time
1	32.185	20.073	21.384	1:13.642
2	27.470	19.130	21.224	1:07.824
3	27.583	19.068	21.632	1:08.283
4	29.023	19.528	23.103	1:11.654
5	27.215	18.953	20.567	1:06.735
6	26.877	18.735	20.915	1:06.527
7	26.923	18.709	20.615	1:06.247
8	26.969	18.839	20.542	1:06.350
9	26.907	18.852	24.221	1:09.980



























No254 MARTUCCI MARIO

Laps	Sector 1	Sector 2	Sector 3	Lap Time
1	30.976	19.516	21.287	1:11.779
2	27.546	19.256	24.158	1:10.960
3	27.623	19.145	20.956	1:07.724
4	27.497	19.061	20.861	1:07.419
5	27.481	18.943	20.777	1:07.201
6	27.465	18.928	20.737	1:07.130
7	27.184	18.967	20.871	1:07.022
8	27.295	19.479	20.767	1:07.541
9	27.273	18.953	21.399	1:07.625



KF
Qualifying Heat 3 (QH3)
Starting Grid

Subject to scrutineering & sporting investigations

245	VIGANO MATTEO TOP KART / PARILLA / VEGA		13	222	HILTBRAND PEDRO CRG / PARILLA / VEGA	
210	VERSCHOOR RICHARD EXPRIT / VORTEX / VEGA		12	215	LUCHES LORENZO OK1 / TM / VEGA	
234	KJAERGAARD NICOLAI TONY KART / VORTEX / VEGA		11	252	GHENO JACOPO TONY KART / VORTEX / VEGA	
254	MARTUCCI MARIO ZANARDI / TM / VEGA		10	253	BACIUSKA ROKAS EXPRIT / VORTEX / VEGA	
229	FESTANTE ALDO TONY KART / VORTEX / VEGA		9	220	TILLET ARCHIE CRG / PARILLA / VEGA	
235	BACKMAN JESSICA KOSMIC / VORTEX / VEGA		8	205	LESSENNES BENJAMIN ZANARDI / TM / VEGA	
239	MAESTRANZI MARCO TOP KART / PARILLA / VEGA		7	219	TRAVISANUTTO LORENZO PCR / TM / VEGA	
214	CORREA JUAN ENERGY / TM / VEGA		6	204	JOYNER TOM ZANARDI / TM / VEGA	
202	ARMSTRONG MARCUS TONY KART / VORTEX / VEGA		5	209	VAN LEEUWEN MARTIJN CRG / TM / VEGA	
228	ROES CASPER FA KART / VORTEX / VEGA		4	227	VIPS JURI FA KART / VORTEX / VEGA	
221	TIENE FELICE CRG / PARILLA / VEGA		3	211	LORANDI LEONARDO TONY KART / VORTEX / VEGA	
207	VARTANYAN ALEXANDER TONY KART / VORTEX / VEGA		2	223	MARCU DIONISIOS TONY KART / VORTEX / VEGA	
201	NIELSEN NICKLAS TONY KART / VORTEX / VEGA		1	203	BASZ KAROL KOSMIC / VORTEX / VEGA	

POLE POSITION



KF
Document 5 OFFICIAL
**KF Qualifying Practice (QP)
Results**

Subject to scrutineering & sporting investigations

Rnk	No	Entrant	Nat	Driver	Nat	Equipment	QP1S1	Time	Gap	Laps
1	207	Ward Racing		VARTANYAN ALEXANDER		TONY KART / VORTEX / VEGA	1:05.129	1:05.129		6
2	201	TONY KART RACING TEAM		NIELSEN NICKLAS		TONY KART / VORTEX / VEGA	1:05.224	1:05.224	0.095	6
3	203	Kosmic Racing Team		BASZ KAROL		KOSMIC / VORTEX / VEGA	1:05.361	1:05.361	0.232	6
4	228	RICKY FLYNN MOTORSPORT		ROES CASPER		FA KART / VORTEX / VEGA	1:05.375	1:05.375	0.246	5
5	223	Ward Racing		MARCU DIONISIOS		TONY KART / VORTEX / VEGA	1:05.405	1:05.405	0.276	6
6	222	CRG S.P.A.		HILTBRAND PEDRO		CRG / PARILLA / VEGA	1:05.522	1:05.522	0.393	6
7	221	CRG S.P.A.		TIENE FELICE		CRG / PARILLA / VEGA	1:05.528	1:05.528	0.399	5
8	210	RB RACING		VERSCHOOR RICHARD		EXPRIT / VORTEX / VEGA	1:05.530	1:05.530	0.401	6
9	245	COMER TOP KART		VIGANO MATTEO		TOP KART / PARILLA / VEGA	1:05.549	1:05.549	0.420	6
10	209	CRG Keijzer Racing		VAN LEEUWEN MARTIJN		CRG / TM / VEGA	1:05.588	1:05.588	0.459	6
11	227	RICKY FLYNN MOTORSPORT		VIPS JURI		FA KART / VORTEX / VEGA	1:05.610	1:05.610	0.481	6
12	202	TONY KART RACING TEAM		ARMSTRONG MARCUS		TONY KART / VORTEX / VEGA	1:05.630	1:05.630	0.501	6
13	205	STRAKKA BHAITECH		LESSENNES BENJAMIN		ZANARDI / TM / VEGA	1:05.646	1:05.646	0.517	6
14	239	COMER TOP KART		MAESTRANZI MARCO		TOP KART / PARILLA / VEGA	1:05.674	1:05.674	0.545	5
15	204	STRAKKA BHAITECH		JOYNER TOM		ZANARDI / TM / VEGA	1:05.708	1:05.708	0.579	5
16	253	RB RACING		BACIUSKA ROKAS		EXPRIT / VORTEX / VEGA	1:05.736	1:05.736	0.607	6
17	214	ENERGY CORSE SRL		CORREA JUAN		ENERGY / TM / VEGA	1:05.744	1:05.744	0.615	5
18	219	SCUDERIA PCR SRL		TRAVISANUTTO LORENZO		PCR / TM / VEGA	1:05.763	1:05.763	0.634	6
19	211	BABY RACE SRL		LORANDI LEONARDO		TONY KART / VORTEX / VEGA	1:05.937	1:05.937	0.808	6
20	229	Forza Racing		FESTANTE ALDO		TONY KART / VORTEX / VEGA	1:05.977	1:05.977	0.848	6
21	235	Kosmic Racing Team		BACKMAN JESSICA		KOSMIC / VORTEX / VEGA	1:05.982	1:05.982	0.853	6
22	234	Ward Racing		KJAERGAARD NICOLAI		TONY KART / VORTEX / VEGA	1:06.009	1:06.009	0.880	6
23	220	CRG S.P.A.		TILLET ARCHIE		CRG / PARILLA / VEGA	1:06.092	1:06.092	0.963	6
24	254	STRAKKA BHAITECH		MARTUCCI MARIO		ZANARDI / TM / VEGA	1:06.138	1:06.138	1.009	6
25	252	MORSICANI RACING SAS		GHENO JACOPO		TONY KART / VORTEX / VEGA	1:06.246	1:06.246	1.117	6
26	215	OK1 RACING TEAM		LUCHES LORENZO		OK1 / TM / VEGA	1:06.784	1:06.784	1.655	6

Gap Between Series : 100.00%



KF

Document 5.1 OFFICIAL

KF Qualifying Practice 1 (QP1S1)

Subject to scrutineering & sporting investigations

Results

Rnk	No	Entrant	Nat	Driver	Nat	Equipment	Sector 1	Sector 2	Sector 3	Time	Gap	Laps
1	207	Ward Racing	SWE	VARTANYAN ALEXAND	RUS	TONY KART / VORTEX / VEGA	26.528	18.428	20.173	1:05.129		6
2	201	TONY KART RACING TEA	ITA	NIELSEN NICKLAS	DNK	TONY KART / VORTEX / VEGA	26.538	18.485	20.201	1:05.224	0.095	6
3	203	Kosmic Racing Team	ITA	BASZ KAROL	POL	KOSMIC / VORTEX / VEGA	26.713	18.533	20.115	1:05.361	0.232	6
4	228	RICKY FLYNN MOTORSP	GBR	ROES CASPER	DNK	FA KART / VORTEX / VEGA	26.558	18.588	20.229	1:05.375	0.246	5
5	223	Ward Racing	SWE	MARCU DIONISIOS	ROU	TONY KART / VORTEX / VEGA	26.580	18.549	20.276	1:05.405	0.276	6
6	222	CRG S.P.A.	ITA	HILTBRAND PEDRO	ESP	CRG / PARILLA / VEGA	26.622	18.664	20.236	1:05.522	0.393	6
7	221	CRG S.P.A.	ITA	TIENE FELICE	ITA	CRG / PARILLA / VEGA	26.690	18.610	20.228	1:05.528	0.399	5
8	210	RB RACING	CHE	VERSCHOOR RICHARD	NLD	EXPRIT / VORTEX / VEGA	26.712	18.549	20.269	1:05.530	0.401	6
9	245	COMER TOP KART	ITA	VIGANO MATTEO	ITA	TOP KART / PARILLA / VEGA	26.649	18.592	20.308	1:05.549	0.420	6
10	209	CRG Keijzer Racing	NLD	VAN LEEUWEN MARTI	NLD	CRG / TM / VEGA	26.594	18.644	20.350	1:05.588	0.459	6
11	227	RICKY FLYNN MOTORSP	GBR	VIPS JURI	EST	FA KART / VORTEX / VEGA	26.736	18.633	20.241	1:05.610	0.481	6
12	202	TONY KART RACING TEA	ITA	ARMSTRONG MARCUS	NZL	TONY KART / VORTEX / VEGA	26.638	18.610	20.382	1:05.630	0.501	6
13	205	STRAKKA BHAITECH	SWE	LESSENNES BENJAMIN	BEL	ZANARDI / TM / VEGA	26.692	18.606	20.348	1:05.646	0.517	6
14	239	COMER TOP KART	ITA	MAESTRANZI MARCO	ITA	TOP KART / PARILLA / VEGA	26.700	18.625	20.349	1:05.674	0.545	5
15	204	STRAKKA BHAITECH	SWE	JOYNER TOM	GBR	ZANARDI / TM / VEGA	26.632	18.742	20.334	1:05.708	0.579	5
16	253	RB RACING	CHE	BACIUSKA ROKAS	LTU	EXPRIT / VORTEX / VEGA	26.784	18.593	20.359	1:05.736	0.607	6
17	214	ENERGY CORSE SRL	ITA	CORREA JUAN	USA	ENERGY / TM / VEGA	26.691	18.714	20.339	1:05.744	0.615	5
18	219	SCUDERIA PCR SRL	ITA	TRAVISANUTTO LOREN	ITA	PCR / TM / VEGA	26.731	18.676	20.356	1:05.763	0.634	6
19	211	BABY RACE SRL	ITA	LORANDI LEONARDO	ITA	TONY KART / VORTEX / VEGA	26.819	18.764	20.354	1:05.937	0.808	6
20	229	Forza Racing	GBR	FESTANTE ALDO	ITA	TONY KART / VORTEX / VEGA	26.732	18.804	20.441	1:05.977	0.848	6
21	235	Kosmic Racing Team	ITA	BACKMAN JESSICA	SWE	KOSMIC / VORTEX / VEGA	26.832	18.669	20.481	1:05.982	0.853	6
22	234	Ward Racing	SWE	KJAERGAARD NICOLA	DNK	TONY KART / VORTEX / VEGA	26.828	18.757	20.424	1:06.009	0.880	6
23	220	CRG S.P.A.	ITA	TILLET ARCHIE	GBR	CRG / PARILLA / VEGA	26.883	18.808	20.401	1:06.092	0.963	6
24	254	STRAKKA BHAITECH	SWE	MARTUCCI MARIO	ITA	ZANARDI / TM / VEGA	26.852	18.784	20.502	1:06.138	1.009	6
25	252	MORSICANI RACING SAS	ITA	GHEÑO JACOPO	ITA	TONY KART / VORTEX / VEGA	27.008	18.836	20.402	1:06.246	1.117	6
26	215	OK1 RACING TEAM	CZE	LUCHES LORENZO	ITA	OK1 / TM / VEGA	27.203	18.997	20.584	1:06.784	1.655	6

Start Time : 24/04 - 17:25:16

Best Lap : No207 VARTANYAN ALEXANDER 1:05.129 93,91 Kph

Weather : Slightly cloudy Air : 14°C Track : Dry



KF

KF Qualifying Practice 1 (QP1S1)

Best Sectors Analysis

For information purposes. No official / regulatory value

S1			S2			S3			Ideal Lap Times						
Rnk	No	Time	Rnk	No	Time	Rnk	No	Time	Rnk	No	Driver	Nat	Ideal Lap	Best Lap	Diff.
1	207	26.477	1	207	18.428	1	203	20.115	1	207	VARTANYAN ALEXANDER	RUS	1:05.078	1:05.129	0.051
2	201	26.519	2	201	18.485	2	207	20.173	2	201	NIELSEN NICKLAS	DNK	1:05.205	1:05.224	0.019
3	228	26.547	3	203	18.533	3	201	20.201	3	203	BASZ KAROL	POL	1:05.307	1:05.361	0.054
4	223	26.580	4	228	18.540	4	221	20.228	4	228	ROES CASPER	DNK	1:05.316	1:05.375	0.059
5	209	26.594	5	223	18.549	5	228	20.229	5	223	MARCU DIONISIOS	ROU	1:05.405	1:05.405	
6	222	26.622	5	210	18.549	6	222	20.236	6	221	TIENE FELICE	ITA	1:05.493	1:05.528	0.035
7	204	26.632	7	221	18.575	7	227	20.241	7	210	VERSCHOOR RICHARD	NLD	1:05.512	1:05.530	0.018
8	202	26.638	8	239	18.578	8	210	20.269	8	222	HILTBRAND PEDRO	ESP	1:05.522	1:05.522	
9	245	26.649	9	245	18.592	9	223	20.276	9	227	VIPS JURI	EST	1:05.547	1:05.610	0.063
10	203	26.659	10	253	18.593	9	205	20.276	10	245	VIGANO MATTEO	ITA	1:05.549	1:05.549	
11	227	26.673	11	202	18.598	11	245	20.308	11	205	LESENNES BENJAMIN	BEL	1:05.571	1:05.646	0.075
12	221	26.690	12	205	18.603	12	239	20.316	12	209	VAN LEEUWEN MARTIJN	NLD	1:05.577	1:05.588	0.011
13	214	26.691	13	227	18.633	13	204	20.334	13	239	MAESTRANZI MARCO	ITA	1:05.594	1:05.674	0.080
14	205	26.692	14	214	18.637	14	214	20.339	14	202	ARMSTRONG MARCUS	NZL	1:05.618	1:05.630	0.012
15	219	26.693	15	209	18.644	14	209	20.339	15	253	BACIUSKA ROKAS	LTU	1:05.649	1:05.736	0.087
16	210	26.694	16	211	18.661	16	253	20.345	16	214	CORREA JUAN	USA	1:05.667	1:05.744	0.077
17	239	26.700	17	222	18.664	17	211	20.354	17	204	JOYNER TOM	GBR	1:05.708	1:05.708	
18	253	26.711	18	235	18.669	18	219	20.356	18	219	TRAVISANUTTO LORENZO	ITA	1:05.725	1:05.763	0.038
19	229	26.729	19	219	18.676	19	202	20.382	19	211	LORANDI LEONARDO	ITA	1:05.770	1:05.937	0.167
20	235	26.745	20	254	18.702	20	234	20.388	20	235	BACKMAN JESSICA	SWE	1:05.845	1:05.982	0.137
21	211	26.755	21	234	18.729	21	220	20.401	21	229	FESTANTE ALDO	ITA	1:05.901	1:05.977	0.076
22	234	26.805	22	229	18.731	22	252	20.402	22	234	KJAERGAARD NICOLAI	DNK	1:05.922	1:06.009	0.087
23	254	26.852	23	220	18.734	23	235	20.431	23	220	TILLET ARCHIE	GBR	1:06.018	1:06.092	0.074
24	220	26.883	24	204	18.742	24	229	20.441	24	254	MARTUCCI MARIO	ITA	1:06.045	1:06.138	0.093
25	252	26.949	25	252	18.836	25	254	20.491	25	252	GHEO JACOPO	ITA	1:06.187	1:06.246	0.059
26	215	27.185	26	215	18.997	26	215	20.584	26	215	LUCHES LORENZO	ITA	1:06.766	1:06.784	0.018



KF

KF Qualifying Practice 1 (QP1S1)

Lap Time Analysis

For information purposes. No official / regulatory value

Laps	Sector 1	Sector 2	Sector 3	Lap Time	Laps	Sector 1	Sector 2	Sector 3	Lap Time	Laps	Sector 1	Sector 2	Sector 3	Lap Time
No201 NIELSEN NICKLAS					5	27.161	18.723	20.461	1:06.345	3	27.505	18.575	20.249	1:06.329
1	27.548	19.319	31.822	1:18.689	6	26.695	18.645	20.486	1:05.826	4	26.733	18.659	20.248	1:05.640
2	27.491	18.817	20.455	1:06.763	No210 VERSCHOOR RICHARD					5	26.690	18.610	20.228	1:05.528
3	26.665	18.620	20.296	1:05.581	1	30.449	19.203	20.780	1:10.432	No222 HILTBRAND PEDRO				
4	26.561	18.545	20.300	1:05.406	2	27.096	18.791	20.386	1:06.273	1	27.241	18.939	20.746	1:06.926
5	26.519	18.530	20.220	1:05.269	3	26.727	18.869	20.339	1:05.935	2	26.877	18.740	20.384	1:06.001
6	26.538	18.485	20.201	1:05.224	4	26.694	18.633	20.313	1:05.640	3	26.683	18.664	20.308	1:05.655
No202 ARMSTRONG MARCUS					5	28.586	18.602	20.357	1:07.545	4	26.641	18.666	20.301	1:05.608
1	27.709	19.106	23.846	1:10.661	6	26.712	18.549	20.269	1:05.530	5	26.684	18.677	20.254	1:05.615
2	27.073	18.840	20.715	1:06.628	No211 LORANDI LEONARDO					6	26.622	18.664	20.236	1:05.522
3	29.500	19.591	20.447	1:09.538	1	32.691	22.267	21.242	1:16.200	No223 MARCU DIONISIOS				
4	26.638	18.610	20.382	1:05.630	2	27.210	18.988	20.552	1:06.750	1	30.989	21.216	21.378	1:13.583
5	26.644	18.619	20.428	1:05.691	3	26.819	18.764	20.354	1:05.937	2	26.917	18.717	20.430	1:06.064
6	27.007	18.598	20.387	1:05.992	4	26.755	18.744	20.444	1:05.943	3	26.649	18.680	20.320	1:05.649
No203 BASZ KAROL					5	29.325	21.509	20.932	1:11.766	4	26.580	18.549	20.276	1:05.405
1	30.181	19.444	20.555	1:10.180	6	26.954	18.661	20.446	1:06.061	5	26.659	18.578	20.330	1:05.567
2	26.881	18.557	20.225	1:05.663	No214 CORREA JUAN					6	26.647	18.585	20.310	1:05.542
3	26.659	18.544	20.168	1:05.371	1	27.515	18.888	20.687	1:07.090	No227 VIPS JURI				
4	26.713	18.533	20.115	1:05.361	2	26.803	18.809	20.425	1:06.037	1	27.259	19.207	31.877	1:18.343
5	26.781	18.578	20.200	1:05.559	3	26.691	18.714	20.339	1:05.744	2	27.886	18.786	20.542	1:07.214
6	26.693	18.548	20.156	1:05.397	4	28.965	18.639	20.492	1:08.096	3	27.739	28.944	20.576	1:17.259
No204 JOYNER TOM					5	27.342	18.637	20.463	1:06.442	4	26.736	18.633	20.241	1:05.610
1	27.636	20.201	20.994	1:08.831	No215 LUCHES LORENZO					5	26.757	18.666	20.422	1:05.845
2	27.044	18.938	20.933	1:06.915	1	30.819	19.558	21.007	1:11.384	6	26.673	18.677	20.495	1:05.845
3	26.760	18.758	20.464	1:05.982	2	27.360	19.054	20.935	1:07.349	No228 ROES CASPER				
4	26.632	18.742	20.334	1:05.708	3	27.244	19.043	20.788	1:07.075	1	27.237	18.740	20.439	1:06.416
5	27.856	18.897	20.466	1:07.219	4	27.185	19.038	20.594	1:06.817	2	26.703	18.628	20.333	1:05.664
No205 LESSENNES BENJAMIN					5	29.370	19.023	20.640	1:09.033	3	26.581	18.540	20.266	1:05.387
1	31.875	22.008	21.565	1:15.448	6	27.203	18.997	20.584	1:06.784	4	26.558	18.588	20.229	1:05.375
2	26.900	18.746	20.569	1:06.215	No219 TRAVISANUTTO LORENZO					5	26.547	18.564	20.287	1:05.398
3	26.786	18.603	20.276	1:05.665	1	29.291	20.290	21.141	1:10.722	No229 FESTANTE ALDO				
4	26.692	18.606	20.348	1:05.646	2	26.917	18.684	20.403	1:06.004	1	30.774	21.517	21.964	1:14.255
5	26.807	18.732	20.360	1:05.899	3	26.750	18.731	20.432	1:05.913	2	27.168	18.731	20.519	1:06.418
6	26.742	18.774	20.482	1:05.998	4	26.693	18.737	20.401	1:05.831	3	26.729	18.821	20.474	1:06.024
No207 VARTANYAN ALEXANDER					5	29.061	22.205	20.966	1:12.232	4	26.769	18.823	20.500	1:06.092
1	31.868	22.096	21.063	1:15.027	6	26.731	18.676	20.356	1:05.763	5	26.753	18.872	20.509	1:06.134
2	27.016	18.641	20.328	1:05.985	No220 TILLET ARCHIE					6	26.732	18.804	20.441	1:05.977
3	26.602	18.535	20.271	1:05.408	1	30.624	23.440	21.132	1:15.196	No234 KJAERGAARD NICOLAI				
4	26.477	18.500	20.216	1:05.193	2	27.791	18.971	20.656	1:07.418	1	28.722	22.121	24.362	1:15.205
5	26.600	18.548	20.202	1:05.350	3	27.040	18.898	20.444	1:06.382	2	27.120	18.729	20.500	1:06.349
6	26.528	18.428	20.173	1:05.129	4	26.883	18.808	20.401	1:06.092	3	26.805	18.773	20.484	1:06.062
No209 VAN LEEUWEN MARTIJN					5	26.952	19.519	21.004	1:07.475	4	26.806	18.830	20.419	1:06.055
1	31.779	22.079	21.220	1:15.078	6	26.918	18.734	20.501	1:06.153	5	26.915	18.753	20.388	1:06.056
2	26.948	18.652	20.428	1:06.028	No221 TIENE FELICE					6	26.828	18.757	20.424	1:06.009
3	26.619	18.674	20.339	1:05.632	1	28.139	19.049	20.647	1:07.835	No235 BACKMAN JESSICA				
4	26.594	18.644	20.350	1:05.588	2	26.964	18.721	20.496	1:06.181	1	30.860	21.853	21.089	1:13.802



KF

KF Qualifying Practice 1 (QP1S1)

Lap Time Analysis

For information purposes. No official / regulatory value

Laps	Sector 1	Sector 2	Sector 3	Lap Time
2	27.250	18.774	20.552	1:06.576
3	26.832	18.669	20.481	1:05.982
4	26.745	18.866	20.437	1:06.048
5	27.347	18.809	20.431	1:06.587
6	26.863	18.715	20.680	1:06.258

No239 MAESTRANZI MARCO

1	33.643	19.573	20.553	1:13.769
2	26.879	18.663	20.635	1:06.177
3	26.700	18.625	20.349	1:05.674
4	26.755	18.613	20.316	1:05.684
5	27.235	18.578	20.384	1:06.197

No245 VIGANO MATTEO

1	35.600	22.099	22.297	1:19.996
2	29.915	20.259	22.289	1:12.463
3	27.094	18.603	20.579	1:06.276
4	26.796	18.648	20.451	1:05.895
5	26.649	18.592	20.308	1:05.549
6	26.666	18.610	21.543	1:06.819

No252 GHENO JACOPO

1	28.081	19.513	21.155	1:08.749
2	27.383	18.977	20.704	1:07.064
3	27.101	19.002	20.521	1:06.624
4	26.949	18.962	20.414	1:06.325
5	27.008	18.836	20.402	1:06.246
6	26.997	18.964	20.436	1:06.397

No253 BACIUSKA ROKAS




















































1	30.399	19.160	20.836	1:10.395
2	27.152	18.736	20.445	1:06.333
3	26.789	18.970	20.386	1:06.145
4	26.784	18.593	20.359	1:05.736
5	26.848	18.668	20.411	1:05.927
6	26.711	18.692	20.345	1:05.748

No254 MARTUCCI MARIO

1	31.053	22.033	21.164	1:14.250
2	27.231	18.702	20.491	1:06.424
3	26.852	18.784	20.502	1:06.138
4	26.920	19.121	20.681	1:06.722
5	27.810	19.642	20.548	1:08.000
6	26.965	18.864	20.507	1:06.336


KF
KF
Document 1.1
List of Participants (26 Drivers)

Subject to scrutineering & sporting investigations

No	Entrant	Nat	Driver	Nat	Equipment
201	TONY KART RACING TEAM		NIELSEN NICKLAS		TONY KART / VORTEX / VEGA
202	TONY KART RACING TEAM		ARMSTRONG MARCUS		TONY KART / VORTEX / VEGA
203	Kosmic Racing Team		BASZ KAROL		KOSMIC / VORTEX / VEGA
204	STRAKKA BHAITECH		JOYNER TOM		ZANARDI / TM / VEGA
205	STRAKKA BHAITECH		LESSENNES BENJAMIN		ZANARDI / TM / VEGA
207	Ward Racing		VARTANYAN ALEXANDER		TONY KART / VORTEX / VEGA
209	CRG Keijzer Racing		VAN LEEUWEN MARTIJN		CRG / TM / VEGA
210	RB RACING		VERSCHOOR RICHARD		EXPRIT / VORTEX / VEGA
211	BABY RACE SRL		LORANDI LEONARDO		TONY KART / VORTEX / VEGA
214	ENERGY CORSE SRL		CORREA JUAN		ENERGY / TM / VEGA
215	OK1 RACING TEAM		LUCHES LORENZO		OK1 / TM / VEGA
219	SCUDERIA PCR SRL		TRAVISANUTTO LORENZO		PCR / TM / VEGA
220	CRG S.P.A.		TILLET ARCHIE		CRG / PARILLA / VEGA
221	CRG S.P.A.		TIENE FELICE		CRG / PARILLA / VEGA
222	CRG S.P.A.		HILTBRAND PEDRO		CRG / PARILLA / VEGA
223	Ward Racing		MARCU DIONISIOS		TONY KART / VORTEX / VEGA
227	RICKY FLYNN MOTORSPORT		VIPS JURI		FA KART / VORTEX / VEGA
228	RICKY FLYNN MOTORSPORT		ROES CASPER		FA KART / VORTEX / VEGA
229	Forza Racing		FESTANTE ALDO		TONY KART / VORTEX / VEGA
234	Ward Racing		KJAERGAARD NICOLAI		TONY KART / VORTEX / VEGA
235	Kosmic Racing Team		BACKMAN JESSICA		KOSMIC / VORTEX / VEGA
239	COMER TOP KART		MAESTRANZI MARCO		TOP KART / PARILLA / VEGA
245	COMER TOP KART		VIGANO MATTEO		TOP KART / PARILLA / VEGA
252	MORSICANI RACING SAS		GHENO JACOPO		TONY KART / VORTEX / VEGA
253	RB RACING		BACIUSKA ROKAS		EXPRIT / VORTEX / VEGA
254	STRAKKA BHAITECH		MARTUCCI MARIO		ZANARDI / TM / VEGA