



KF
KF Final
 Risultati

Rnk	N°	Entrant	Nat	Driver	Nat	Material	Time	Laps	Best Lap	Gap	Sector 1	Sector 2	Sector 3	Penalty
1	▲1	220 Tony Kart Racing Team	ITA	Nielsen, Nicklas	DEN	Tony Kart / Vortex / Bridgeston	15:25.883	20	45.324		11.430	15.707	18.187	
2	▲4	229 Tony Kart Racing Team	ITA	Armstrong, Marcus	NZL	Tony Kart / Vortex / Bridgeston	15:28.493	20	45.393	2.610	11.476	15.743	18.174	
3	=	208 C.R.G. Spa	ITA	Tiene, Felice	ITA	Crg / Parilla / Bridgestone	15:29.254	20	45.518	3.371	11.564	15.775	18.179	
4	▲6	204 Pfi International Karting Ltd	GBR	Hodgeson, Oliver	GBR	Kosmic / Tm / Bridgestone	15:32.629	20	45.604	6.746	11.505	15.764	18.335	
5	▲9	234 Birel Art	ITA	Barnicoat, Ben	GBR	Birel Art / Parilla / Bridgestone	15:34.247	20	45.364	8.364	11.421	15.729	18.214	
6	▲3	231 Strakka Bhaitech	SWE	Lessennes, Benjamin	BEL	Zanardi / Parilla / Bridgestone	15:35.086	20	45.455	9.203	11.442	15.709	18.304	
7	▼3	213 Energy Corse Srl	ITA	Correa, Juan	USA	Energy / Tm / Bridgestone	15:35.263	20	45.800	9.380	11.530	15.856	18.414	
8	▲11	209 C.R.G. Spa	ITA	Hiltbrand, Pedro	ESP	Crg / Parilla / Bridgestone	15:35.318	20	45.449	9.435	11.518	15.727	18.204	
9	▲14	230 Baby Race Srl	ITA	Lorandi, Leonardo	ITA	Tony Kart / Vortex / Bridgeston	15:40.255	20	45.729	14.372	11.591	15.781	18.357	
10	▲1	215 Team Komarov	RUS	Sitnikov, Nikita	RUS	Croc Promotion / Tm / Bridgest	15:40.403	20	45.945	14.520	11.551	15.939	18.455	
11	▲1	242 Ksm Racing Team	DEU	Lirim, Zendeli	DEU	Tony Kart / Vortex / Bridgeston	15:40.850	20	45.790	14.967	11.582	15.815	18.393	
12	▼4	222 Kosmic Racing Dep.	ITA	Basz, Karol	POL	Kosmic / Vortex / Bridgestone	15:40.907	20	45.711	15.024	11.510	15.871	18.330	
13	▲2	212 Energy Corse Srl	ITA	Baciuska, Rokas	LTU	Energy / Tm / Bridgestone	15:41.212	20	45.965	15.329	11.505	16.011	18.449	
14	▼1	201 Ward Racing	SWE	Vartanyan, Alexander	RUS	Tony Kart / Vortex / Bridgeston	15:41.722	20	45.846	15.839	11.566	15.903	18.377	
15	▲13	205 Ward Racing	SWE	Johnsen, Sindre	NOR	Tony Kart / Vortex / Bridgeston	15:42.906	20	45.810	17.023	11.602	15.882	18.326	
16	▲2	236 Kosmic Racing Dep.	SWE	Backman, Jessica	SWE	Kosmic / Vortex / Bridgestone	15:43.409	20	45.931	17.526	11.592	15.852	18.487	
17	▲7	239 Dpk Racing	ESP	Russo, Guillermo	ESP	Croc Promotion / Tm / Bridgest	15:43.594	20	45.729	17.711	11.653	15.793	18.283	
18	▲14	238 Mad-Croc Karting	ITA	Haapalainen, Tuomas	FIN	Croc Promotion / Tm / Bridgest	15:46.427	20	45.737	20.544	11.587	15.822	18.328	
19	▲7	240 Mad-Croc Karting	ITA	Peltola, Olli	FIN	Croc Promotion / Tm / Bridgest	15:47.195	20	45.856	21.312	11.608	15.853	18.395	
20	▲11	225 Speedkart	POL	Szysko, Szymon	POL	Kosmic / Vortex / Bridgestone	15:49.030	20	45.874	23.147	11.643	15.838	18.393	
21	▼5	219 Birel Art	ITA	McIellan, Liam	AUS	Ricciardo / Parilla / Bridgestone	15:49.182	20	45.646	23.299	11.403	15.828	18.415	
22	▲3	211 C.R.G. Spa	ITA	Tillet, Archie	GBR	Crg / Parilla / Bridgestone	15:50.610	20	45.943	24.727	11.481	15.923	18.539	
23	▲10	210 C.R.G. Spa	ITA	Marcu, Dionisius	ROU	Crg / Parilla / Bridgestone	15:50.682	20	45.710	24.799	11.665	15.731	18.314	
24	▼17	233 Scuderia Pcr Srl	ITA	Travisanutto, Lorenzo	ITA	Pcr / Tm / Bridgestone	15:51.505	20	45.931	25.622	11.605	15.904	18.422	
25	▼3	232 Strakka Bhaitech	SWE	Pasma, Patrik	FIN	Zanardi / Parilla / Bridgestone	15:54.088	20	46.050	28.205	11.647	15.932	18.471	
26	▲3	235 Crg Keijzer Racing	NLD	Solheim, Lars	NOR	Crg / Tm / Bridgestone	16:00.249	20	46.305	34.366	11.623	16.060	18.622	
27	▼22	244 CRG Keijzer Racing	NLD	Van Leeuwen, Martijn	NLD	Crg / Tm / Bridgestone	15:39.355	20	45.923	43.472	11.617	15.878	18.428	+30.000
28	▼8	224 Ricky Flynn Motorsport	GBR	Fewtrell, Max	GBR	Fa Alonso / Vortex / Bridgeston	15:49.528	20	45.659	53.645	11.690	15.712	18.257	+30.000
29	▼2	207 Pm-Racing	DEU	Chaimongkol, Sasakorn	THA	Kosmic / Tm / Bridgestone	15:51.555	20	45.601	55.672	11.518	15.780	18.303	+30.000
30	=	223 Martin Muller	CHE	Muller, Michael	CHE	Energy / Tm / Bridgestone	16:00.435	20	46.359	1:04.552	11.649	16.094	18.616	+30.000
31	▼10	243 Foco Racing Team	ITA	Cunati, Simone	ITA	Kosmic / Tm / Bridgestone	7:16.371	9	46.909	11 Laps	11.890	16.112	18.907	
32	▼15	202 Ward Racing	SWE	Nerman, Hugo	SWE	Tony Kart / Vortex / Bridgeston	2:32.743	3	47.667	17 Laps	12.350	16.334	18.983	

N°244 Van Leeuwen, Martijn : Penalità di 30" al concorrente n°244 per la decisione n°127 dei CCSS.
 N°224 Fewtrell, Max : Penalità di 30" al concorrente n°224 per la decisione n°128 dei CCSS.
 N°207 Chaimongkol, Sasakorn : Penalità di 30" al concorrente n°207 per la decisione n°129 dei CCSS.
 N°223 Muller, Michael : Penalità di 30" al concorrente n°223 per la decisione n°126 dei CCSS.

Not Classified

241	M.M. Kart Racing	LUX	Reicher, Simon	AUT	Fa Kart / Vortex / Bridgestone				DNS					
203	Pfi International Karting Ltd	GBR	Litchfield, Mark	GBR	Crg / Parilla / Bridgestone	15:29.710		45.605	Excluded		11.556	15.797	18.252	

N°203 Litchfield, Mark : Concorrente n°203 Escluso dalla Finale per decisione n°130 dei CCSS

Leaders : N°203 Litchfield, Mark (1-7) / N°220 Nielsen, Nicklas (8-20)

Start Time : 22/02 - 15:30:06

Best Lap : N°220 Nielsen, Nicklas 45.324 80,22 Kph

Weather : Cloudy Air : 5°C Track : Dry

Event Record : N°220 Nielsen, Nicklas 44.437 81,82 Kph

20°WINTER CUP (ITA) 19-22/02/2015



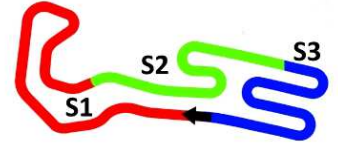


KF
KF Final
 Lap Chart

For information purposes. No official / regulatory value

	1	2	3	4	5	6	7	8	9	10	11	12	13	14	15	16	17	18	19	20	21	22	23	24	25	26	27	28	29	30	31	32	33	34
Grid	203	220	208	213	244	229	233	222	231	204	215	242	201	234	212	219	202	236	209	224	243	232	230	239	211	240	207	205	235	223	225	238	210	241
Start	203	220	208	213	229	244	222	233	204	231	234	215	242	201	212	219	230	224	209	243	236	202	232	211	239	240	205	207	238	210	235	223	225	
Lap 1 Interval	203	220	213	208	229	244	222	233	204	231	234	215	242	201	212	209	230	236	202	211	239	205	243	240	232	207	238	210	235	219	225	224	223	
Lap 2	203	220	213	208	229	244	222	233	204	231	234	215	209	242	230	201	212	236	202	211	205	243	239	240	232	207	238	210	225	219	224	235	223	
Lap 3	203	220	213	208	229	244	222	204	233	231	234	209	215	242	230	201	212	236	202	211	205	243	240	239	238	207	210	219	225	232	224	235	223	
Lap 4	203	220	208	229	213	244	222	204	231	234	233	209	215	242	230	201	212	236	205	211	243	240	239	238	207	210	219	225	224	232	235	223		
Lap 5	203	220	208	229	213	244	222	204	231	234	233	209	230	215	242	201	212	236	205	211	243	240	239	238	207	225	219	210	224	232	235	223		
Lap 6	203	220	208	229	213	244	204	222	231	234	233	209	230	215	242	201	212	205	236	211	243	240	239	238	207	225	219	210	224	232	235	223		
Lap 7	203	220	208	229	213	244	204	222	231	234	233	209	230	215	242	201	212	205	236	211	243	240	239	238	207	225	219	210	224	232	235	223		
Lap 8	220	203	208	229	213	244	204	231	234	222	209	233	230	215	242	201	212	205	236	211	243	239	240	238	225	219	207	224	210	232	235	223		
Lap 9	220	203	208	229	213	244	204	231	234	222	209	230	233	215	242	201	212	205	211	236	239	243	240	238	225	219	224	210	207	232	235	223		
Lap 10	220	203	208	229	213	244	204	231	234	209	222	230	215	201	242	212	205	236	239	240	211	238	225	233	219	224	210	207	232	235	223			
Lap 11	220	203	208	229	213	244	204	234	231	209	230	222	215	201	242	212	205	236	239	240	238	211	225	233	219	224	210	207	232	235	223			
Lap 12	220	203	208	229	213	244	204	234	231	209	230	222	215	201	242	212	205	236	239	240	238	211	225	233	219	224	210	207	232	235	223			
Lap 13	220	203	208	229	213	244	204	234	231	209	230	222	215	201	242	212	205	236	239	240	238	211	225	233	219	224	210	207	232	235	223			
Lap 14	220	203	208	229	204	213	244	234	231	209	230	222	215	201	242	212	205	236	239	238	240	211	225	219	224	233	210	207	232	235	223			
Lap 15	220	203	208	229	213	204	231	209	234	230	222	244	201	242	215	212	205	236	239	238	240	211	225	219	224	233	210	207	232	235	223			



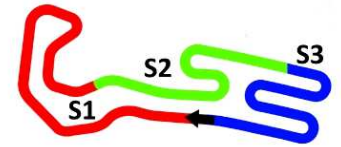


KF
KF Final
 Lap Chart

For information purposes. No official / regulatory value

Lap 16	220	203	229	208	213	204	231	209	234	244	230	242	215	201	212	222	205	236	239	238	240	211	225	219	224	233	210	207	232	235	223
	1.5	0.2	0.4	3.4	0.1	0.6	0.3	0.3	2.6	1.5	0.0	0.0	0.0	0.1	0.8	2.9	0.3	0.1	2.5	0.8	1.6	0.2	0.2	0.4	0.8	0.3	1.5	1.2	1.8	0.1	
Lap 17	220	229	203	208	213	204	231	209	234	244	215	230	242	212	222	201	205	236	239	238	240	225	219	211	224	233	210	207	232	223	235
	2.5	0.1	0.1	3.1	0.0	0.3	0.3	0.2	3.8	1.7	0.5	0.2	0.2	0.4	0.3	1.6	0.3	0.1	2.2	1.2	1.9	0.4	0.3	0.0	0.6	0.3	1.3	1.5	3.2	0.6	
Lap 18	220	229	208	203	204	231	234	209	213	244	215	230	242	212	222	201	205	236	239	238	240	225	219	224	211	233	210	207	232	235	223
	2.7	0.6	0.1	3.0	0.8	0.0	0.2	0.0	4.0	1.4	0.5	0.2	0.3	0.1	0.5	1.4	0.3	0.1	2.2	1.5	1.6	0.3	0.6	0.3	0.2	0.0	1.2	2.0	4.9	0.1	
Lap 19	220	229	208	203	204	231	234	213	209	244	215	230	242	222	212	201	205	236	239	238	240	225	219	224	211	210	233	207	232	235	223
	2.8	0.7	0.3	2.9	1.1	0.0	0.2	0.1	4.2	1.0	0.3	0.3	0.4	0.2	0.3	1.4	0.4	0.1	3.0	0.7	1.5	0.2	0.6	0.7	0.3	0.3	0.2	2.4	5.5	0.1	
Lap 20	220	229	208	203	204	234	231	213	209	244	230	215	242	222	212	201	205	236	239	238	240	225	219	224	211	210	233	207	232	235	223
	2.6	0.7	0.4	2.9	1.6	0.8	0.1	0.0	4.0	0.9	0.1	0.4	0.0	0.3	0.5	1.1	0.5	0.1	2.8	0.7	1.8	0.1	0.3	1.0	0.0	0.8	0.0	2.5	6.1	0.1	





KF
KF Final
 Analysis

For information purposes. No official / regulatory value

Laps	Sector 1	Sector 2	Sector 3	Lap Time	Laps	Sector 1	Sector 2	Sector 3	Lap Time	Laps	Sector 1	Sector 2	Sector 3	Lap Time
N°201 Vartanyan, Alexander					11	11.681	15.810	18.300	45.791	5	11.824	15.982	18.918	46.724
1	14.535	16.950	19.569	51.054	12	11.603	15.857	18.297	45.757	6	11.813	15.977	18.927	46.717
2	12.681	17.174	19.339	49.194	13	11.596	15.771	18.261	45.628	7	11.874	16.077	18.729	46.680
3	12.266	16.206	18.776	47.248	14	11.556	15.797	18.252	45.605	8	12.396	16.188	18.706	47.290
4	11.924	16.130	18.768	46.822	15	11.650	15.799	18.226	45.675	9	11.837	16.094	18.729	46.660
5	11.832	15.994	19.010	46.836	16	11.713	15.950	18.381	46.044	10	12.276	16.121	18.669	47.066
6	12.019	15.991	18.812	46.822	17	11.648	16.289	18.746	46.683	11	11.865	16.171	18.671	46.707
7	11.887	16.067	18.666	46.620	18	11.663	15.787	18.870	46.320	12	11.828	16.041	18.504	46.373
8	11.811	16.038	18.740	46.589	19	11.687	15.781	18.307	45.775	13	11.689	15.963	18.557	46.209
9	11.991	16.006	18.618	46.615	20	11.641	15.783	18.394	45.818	14	11.700	15.937	18.433	46.070
10	11.796	15.871	18.450	46.117	N°204 Hodgeson, Oliver					15	11.690	16.010	18.432	46.132
11	11.614	15.888	18.432	45.934	1	13.919	16.729	19.143	49.791	16	11.664	15.906	18.624	46.194
12	11.588	15.934	18.462	45.984	2	12.312	16.266	18.673	47.251	17	11.695	15.924	18.473	46.092
13	11.647	15.910	18.421	45.978	3	12.067	16.198	18.775	47.040	18	11.616	15.860	18.454	45.930
14	11.634	15.898	18.391	45.923	4	11.981	16.100	18.525	46.606	19	11.602	15.882	18.326	45.810
15	11.817	16.008	18.496	46.321	5	11.709	15.905	19.063	46.677	20	11.639	15.879	18.395	45.913
16	11.812	15.891	19.421	47.124	6	12.210	15.970	18.984	47.164	N°207 Chaimongkol, Sasakorn				
17	12.479	16.935	18.909	48.323	7	11.842	15.996	18.643	46.481	1	14.622	17.458	20.192	52.272
18	11.697	15.992	18.420	46.109	8	11.886	15.961	18.672	46.519	2	12.480	16.747	19.584	48.811
19	11.566	15.903	18.377	45.846	9	11.854	15.908	18.589	46.351	3	12.840	16.957	19.484	49.281
20	11.588	15.983	18.616	46.187	10	11.806	15.936	18.484	46.226	4	12.226	16.214	20.218	48.658
N°202 Nerman, Hugo					11	11.604	15.837	18.425	45.866	5	12.170	16.233	19.441	47.844
1	14.391	17.031	19.588	51.010	12	11.601	15.811	18.517	45.929	6	12.198	16.283	19.297	47.778
2	12.464	16.647	19.434	48.545	13	11.602	15.758	18.595	45.955	7	11.945	16.134	18.926	47.005
3	12.350	16.334	18.983	47.667	14	11.646	16.026	18.536	46.208	8	11.897	16.575	19.557	48.029
N°203 Litchfield, Mark					15	12.168	15.872	18.394	46.434	9	12.103	16.263	19.877	48.243
1	12.812	16.313	19.150	48.275	16	11.505	15.764	18.335	45.604	10	12.064	16.077	18.828	46.969
2	12.171	16.207	18.797	47.175	17	11.594	15.748	18.392	45.734	11	11.820	16.025	18.798	46.643
3	12.008	16.016	18.686	46.710	18	11.657	15.919	18.398	45.974	12	11.807	15.985	18.621	46.413
4	11.877	16.353	18.645	46.875	19	11.501	15.880	18.357	45.738	13	11.695	15.880	18.509	46.084
5	12.005	16.006	18.774	46.785	20	11.516	15.899	18.330	45.745	14	11.731	15.839	18.449	46.019
6	11.923	15.948	18.722	46.593	N°205 Johnsen, Sindre					15	11.637	15.862	18.431	45.930
7	11.982	15.914	18.682	46.578	1	14.577	17.130	19.371	51.078	16	11.644	15.824	18.428	45.896
8	11.864	16.194	18.656	46.714	2	12.437	17.107	19.206	48.750	17	11.601	15.834	18.344	45.779
9	11.848	15.895	18.493	46.236	3	12.160	16.131	18.781	47.072	18	11.536	15.813	18.366	45.715
10	11.767	15.796	18.352	45.915	4	11.895	16.380	18.882	47.157	19	11.518	15.780	18.303	45.601
										20	11.602	15.869	18.537	46.008



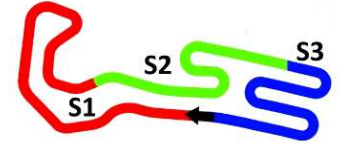


KF
KF Final
 Analysis

For information purposes. No official / regulatory value

Laps	Sector 1	Sector 2	Sector 3	Lap Time	Laps	Sector 1	Sector 2	Sector 3	Lap Time	Laps	Sector 1	Sector 2	Sector 3	Lap Time
N°208 Tiene, Felice					15	11.821	15.791	18.430	46.042	9	11.977	16.137	18.629	46.743
1	13.213	16.480	19.201	48.894	16	11.655	15.916	18.303	45.874	10	12.562	16.433	19.820	48.815
2	12.284	16.229	18.800	47.313	17	11.518	15.727	18.204	45.449	11	12.650	16.283	18.820	47.753
3	11.995	15.960	18.604	46.559	18	11.562	16.039	18.737	46.338	12	11.729	16.144	18.793	46.666
4	11.855	16.045	18.810	46.710	19	11.936	15.887	18.364	46.187	13	11.772	16.150	18.730	46.652
5	11.914	15.963	19.060	46.937	20	11.782	16.371	18.682	46.835	14	11.718	15.982	18.597	46.297
6	11.873	15.976	18.677	46.526	N°210 Marcu, Dionisius					15	12.321	16.107	18.523	46.951
7	11.945	15.935	18.630	46.510	1	14.417	17.399	20.211	52.027	16	11.717	16.025	18.539	46.281
8	11.787	15.914	18.555	46.256	2	12.653	16.371	19.811	48.835	17	11.582	16.048	19.516	47.146
9	11.857	15.983	18.489	46.329	3	12.624	16.939	19.379	48.942	18	11.618	15.990	18.909	46.517
10	11.763	15.917	18.325	46.005	4	12.335	16.219	20.067	48.621	19	11.635	15.981	18.638	46.254
11	11.644	15.777	18.314	45.735	5	13.409	16.437	19.373	49.219	20	11.481	15.923	18.539	45.943
12	11.668	15.806	18.396	45.870	6	12.295	16.128	18.959	47.382	N°212 Baciaska, Rokas				
13	11.621	15.778	18.272	45.671	7	12.264	16.139	18.992	47.395	1	14.362	17.101	19.482	50.945
14	11.564	15.775	18.179	45.518	8	12.395	16.036	18.680	47.111	2	12.729	17.124	19.351	49.204
15	11.597	15.726	18.238	45.561	9	11.991	16.120	19.096	47.207	3	12.292	16.239	18.885	47.416
16	11.622	16.527	18.328	46.477	10	12.024	15.916	18.531	46.471	4	11.930	16.066	18.762	46.758
17	11.524	15.875	18.716	46.115	11	11.950	15.911	18.460	46.321	5	11.837	16.099	19.080	47.016
18	11.747	15.692	18.568	46.007	12	11.877	15.853	18.416	46.146	6	11.811	16.102	18.990	46.903
19	11.624	15.734	18.303	45.661	13	11.807	15.906	18.332	46.045	7	11.806	16.071	18.714	46.591
20	11.623	15.742	18.301	45.666	14	11.797	15.868	18.356	46.021	8	11.755	16.156	18.662	46.573
N°209 Hiltbrand, Pedro					15	11.823	15.785	18.351	45.959	9	11.683	16.065	18.728	46.476
1	14.262	16.973	19.376	50.611	16	11.735	15.818	18.341	45.894	10	11.775	16.168	18.577	46.520
2	12.465	16.660	19.027	48.152	17	11.770	15.798	18.431	45.999	11	11.646	16.110	18.492	46.248
3	12.126	16.047	18.707	46.880	18	11.658	15.821	18.367	45.846	12	11.642	15.991	18.503	46.136
4	11.984	15.913	18.553	46.450	19	11.811	15.835	18.610	46.256	13	11.530	16.001	18.522	46.053
5	11.788	15.841	18.880	46.509	20	11.665	15.731	18.314	45.710	14	11.505	16.011	18.449	45.965
6	11.737	15.866	18.792	46.395	N°211 Tillet, Archie					15	11.646	15.984	18.446	46.076
7	11.775	16.240	18.669	46.684	1	14.412	17.193	19.784	51.389	16	11.517	15.957	18.700	46.174
8	11.940	15.862	18.505	46.307	2	12.341	17.325	19.203	48.869	17	12.436	16.412	18.542	47.390
9	11.645	16.227	18.559	46.431	3	11.910	16.376	18.893	47.179	18	11.629	16.006	18.469	46.104
10	11.638	15.886	18.431	45.955	4	11.849	16.552	19.280	47.681	19	11.509	15.890	18.806	46.205
11	11.650	15.806	18.569	46.025	5	11.710	16.159	19.062	46.931	20	11.591	15.961	18.513	46.065
12	11.570	15.864	18.436	45.870	6	11.772	16.126	19.069	46.967	N°213 Correa, Juan				
13	11.636	15.793	18.361	45.790	7	12.082	16.118	18.791	46.991	1	12.932	16.612	19.250	48.794
14	11.546	15.830	18.305	45.681	8	11.924	16.289	18.732	46.945	2	12.082	16.143	18.920	47.145



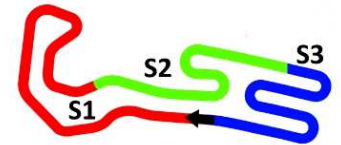


KF
KF Final
 Analysis

For information purposes. No official / regulatory value

Laps	Sector 1	Sector 2	Sector 3	Lap Time	Laps	Sector 1	Sector 2	Sector 3	Lap Time	Laps	Sector 1	Sector 2	Sector 3	Lap Time
3	11.907	15.994	18.734	46.635	19	11.623	15.966	18.407	45.996	13	11.493	15.749	18.282	45.524
4	11.758	16.203	19.574	47.535	20	11.733	16.315	18.569	46.617	14	11.435	15.815	18.272	45.522
5	11.821	16.003	19.320	47.144	N°219 Mclellan, Liam					15	11.430	15.707	18.187	45.324
6	11.983	16.059	19.123	47.165	1	18.255	17.215	19.916	55.386	16	11.408	15.857	18.265	45.530
7	11.811	16.041	18.792	46.644	2	12.582	16.501	19.763	48.846	17	11.462	15.707	18.270	45.439
8	11.782	16.019	18.691	46.492	3	12.453	17.189	19.059	48.701	18	11.445	15.752	18.245	45.442
9	11.731	15.966	18.648	46.345	4	12.266	16.277	20.014	48.557	19	11.507	15.779	18.245	45.531
10	11.644	15.911	18.541	46.096	5	12.721	16.235	19.694	48.650	20	11.640	15.861	18.357	45.858
11	11.531	15.863	18.519	45.913	6	11.962	16.176	19.070	47.208	N°222 Basz, Karol				
12	11.590	15.911	18.538	46.039	7	12.070	16.109	18.913	47.092	1	13.696	16.508	19.268	49.472
13	11.508	15.865	18.465	45.838	8	11.775	16.207	18.939	46.921	2	12.331	16.150	18.824	47.305
14	11.832	16.138	18.860	46.830	9	11.720	16.005	18.701	46.426	3	12.061	16.034	18.585	46.680
15	11.660	15.871	18.372	45.903	10	12.351	16.060	18.684	47.095	4	11.843	15.915	19.005	46.763
16	11.530	15.856	18.414	45.800	11	11.662	15.975	18.595	46.232	5	12.025	15.954	19.227	47.206
17	11.542	15.798	18.489	45.829	12	11.619	15.903	18.536	46.058	6	12.140	16.002	19.512	47.654
18	11.594	16.268	19.343	47.205	13	11.516	15.924	18.456	45.896	7	12.021	15.982	18.750	46.753
19	11.707	15.856	18.449	46.012	14	11.530	16.330	18.483	46.343	8	11.782	16.314	19.320	47.416
20	11.854	16.267	18.834	46.955	15	11.512	15.861	18.444	45.817	9	11.744	15.988	18.628	46.360
N°215 Sitnikov, Nikita					16	11.403	15.828	18.415	45.646	10	11.706	15.967	19.125	46.798
1	14.271	16.839	19.469	50.579	17	11.625	16.001	18.661	46.287	11	12.174	15.898	18.553	46.625
2	13.272	16.410	19.325	49.007	18	11.561	15.956	18.375	45.892	12	11.591	15.873	18.439	45.903
3	12.065	16.136	19.139	47.340	19	11.544	15.856	18.361	45.761	13	11.540	15.807	18.443	45.790
4	12.089	16.081	18.650	46.820	20	11.622	15.846	18.502	45.970	14	11.510	15.871	18.330	45.711
5	11.777	16.058	19.298	47.133	N°220 Nielsen, Nicklas					15	11.864	15.929	18.410	46.203
6	11.934	16.049	19.014	46.997	1	12.943	16.411	19.325	48.679	16	11.557	16.200	22.704	50.461
7	11.801	16.030	18.725	46.556	2	12.067	16.072	18.772	46.911	17	11.904	16.481	18.625	47.010
8	11.832	16.006	18.645	46.483	3	12.075	15.992	18.656	46.723	18	11.584	15.873	18.396	45.853
9	11.661	16.024	18.619	46.304	4	11.840	16.459	18.865	47.164	19	11.527	15.858	18.417	45.802
10	11.715	16.092	18.607	46.414	5	11.763	15.963	18.962	46.688	20	11.518	15.776	18.699	45.993
11	11.709	16.030	18.534	46.273	6	11.768	15.976	18.781	46.525	N°223 Muller, Michael				
12	11.651	15.978	18.494	46.123	7	11.827	15.990	18.719	46.536	1	13.918	18.073	20.226	52.217
13	11.618	15.938	18.497	46.053	8	11.739	15.849	18.683	46.271	2	12.858	17.087	19.135	49.080
14	11.551	15.939	18.455	45.945	9	11.653	15.915	18.458	46.026	3	12.380	17.224	19.747	49.351
15	11.804	16.676	18.587	47.067	10	11.647	15.910	18.436	45.993	4	12.437	16.395	19.769	48.601
16	11.633	15.933	18.818	46.384	11	11.592	15.808	18.345	45.745	5	12.592	16.536	19.319	48.447
17	12.070	16.074	18.497	46.641	12	11.538	15.835	18.296	45.669	6	12.158	16.501	19.154	47.813
18	11.550	15.991	18.443	45.984										





KF
KF Final
 Analysis

For information purposes. No official / regulatory value

Laps	Sector 1	Sector 2	Sector 3	Lap Time	Laps	Sector 1	Sector 2	Sector 3	Lap Time	Laps	Sector 1	Sector 2	Sector 3	Lap Time
7	12.016	16.296	18.991	47.303	N°225 Szyszko, Szymon					15	11.476	15.743	18.174	45.393
8	12.113	16.355	18.874	47.342	1	13.896	17.267	20.368	51.531	16	11.472	16.012	18.248	45.732
9	11.884	16.200	18.916	47.000	2	12.578	16.443	19.390	48.411	17	11.545	16.020	18.660	46.225
10	12.005	16.302	18.835	47.142	3	12.592	17.082	19.664	49.338	18	11.539	15.743	18.351	45.633
11	11.772	16.074	18.823	46.669	4	12.211	16.262	19.795	48.268	19	11.535	15.766	18.326	45.627
12	11.739	16.093	18.773	46.605	5	12.890	16.267	19.088	48.245	20	11.501	15.722	18.394	45.617
13	11.649	16.094	18.616	46.359	6	11.987	16.126	19.241	47.354	N°230 Lorandi, Leonardo				
14	11.655	16.013	18.821	46.489	7	11.973	16.055	18.818	46.846	1	14.327	17.193	19.790	51.310
15	11.741	16.013	18.696	46.450	8	11.910	15.983	18.809	46.702	2	12.373	16.571	19.250	48.194
16	11.801	16.161	18.579	46.541	9	11.868	16.031	18.637	46.536	3	12.283	16.169	18.738	47.190
17	12.780	16.039	18.601	47.420	10	11.789	16.177	18.709	46.675	4	11.811	16.102	18.573	46.486
18	12.201	16.710	19.005	47.916	11	11.748	15.978	18.522	46.248	5	11.737	16.069	18.892	46.698
19	11.898	16.130	18.755	46.783	12	11.750	15.983	18.494	46.227	6	11.712	15.975	18.932	46.619
20	11.796	16.119	18.750	46.665	13	11.640	15.889	18.445	45.974	7	11.634	15.921	18.717	46.272
N°224 Fewtrell, Max					14	11.637	15.893	18.473	46.003	8	11.734	15.951	18.626	46.311
1	18.796	16.867	19.752	55.415	15	11.626	15.959	18.453	46.038	9	11.720	15.823	18.410	45.953
2	13.004	16.521	19.218	48.743	16	11.620	15.947	18.580	46.147	10	11.512	15.884	18.572	45.968
3	12.350	17.255	19.812	49.417	17	11.663	15.891	18.619	46.173	11	11.902	15.811	18.364	46.077
4	12.280	16.377	19.574	48.231	18	11.695	15.823	18.383	45.901	12	11.560	15.776	18.397	45.733
5	12.734	16.463	19.355	48.552	19	11.643	15.838	18.393	45.874	13	11.609	15.802	18.382	45.793
6	12.274	16.227	18.889	47.390	20	11.678	15.809	18.610	46.097	14	11.519	15.817	18.452	45.788
7	12.246	16.149	18.961	47.356	N°229 Armstrong, Marcus					15	11.969	16.024	18.616	46.609
8	11.939	15.965	18.632	46.536	1	13.326	16.509	19.186	49.021	16	11.655	16.244	21.613	49.512
9	12.139	16.266	18.965	47.370	2	12.261	16.257	18.822	47.340	17	12.488	16.184	18.624	47.296
10	11.876	15.899	18.513	46.288	3	11.999	15.978	18.590	46.567	18	11.693	15.808	18.508	46.009
11	11.880	15.880	18.377	46.137	4	11.828	16.054	18.859	46.741	19	11.591	15.781	18.357	45.729
12	11.785	15.847	18.341	45.973	5	11.870	15.995	19.151	47.016	20	11.558	15.970	18.619	46.147
13	11.758	15.767	18.335	45.860	6	11.963	15.905	18.829	46.697	N°231 Lessennes, Benjamin				
14	11.743	16.167	18.259	46.169	7	11.858	15.896	18.750	46.504	1	13.991	16.902	19.634	50.527
15	11.797	15.789	18.257	45.843	8	11.824	15.885	18.577	46.286	2	12.315	16.235	18.798	47.348
16	11.736	15.753	18.242	45.731	9	11.819	15.919	18.517	46.255	3	11.914	15.966	18.589	46.469
17	11.754	15.783	18.665	46.202	10	11.736	15.840	18.542	46.118	4	11.987	16.001	18.672	46.660
18	11.826	15.826	18.513	46.165	11	11.610	15.751	18.379	45.740	5	11.725	15.912	19.085	46.722
19	11.732	15.728	18.343	45.803	12	11.641	15.793	18.388	45.822	6	11.854	16.051	19.277	47.182
20	11.690	15.712	18.257	45.659	13	11.545	15.737	18.354	45.636	7	11.962	16.043	18.803	46.808
					14	11.550	15.705	18.254	45.509	8	11.700	15.884	18.714	46.298





KF
KF Final
 Analysis

For information purposes. No official / regulatory value

Laps	Sector 1	Sector 2	Sector 3	Lap Time	Laps	Sector 1	Sector 2	Sector 3	Lap Time	Laps	Sector 1	Sector 2	Sector 3	Lap Time
9	11.713	15.830	18.532	46.075	3	12.123	16.334	19.154	47.611	19	11.734	15.789	18.434	45.957
10	11.607	15.917	18.564	46.088	4	11.948	16.441	19.364	47.753	20	11.821	16.040	18.339	46.200
11	11.587	15.877	19.086	46.550	5	11.894	16.191	19.143	47.228	N°235 Solheim, Lars				
12	11.517	15.814	18.445	45.776	6	11.937	16.102	18.792	46.831	1	13.995	17.415	20.110	51.520
13	11.500	15.772	18.377	45.649	7	11.841	16.284	18.797	46.922	2	13.473	17.160	19.283	49.916
14	11.541	16.506	18.784	46.831	8	12.269	16.056	18.616	46.941	3	12.302	16.989	19.840	49.131
15	11.711	15.748	18.534	45.993	9	11.694	16.455	18.620	46.769	4	12.314	16.400	19.955	48.669
16	11.547	15.757	18.309	45.613	10			19.142	58.644	5	12.632	16.406	19.332	48.370
17	11.442	15.709	18.304	45.455	11	11.817	15.992	18.493	46.302	6	12.285	16.456	19.130	47.871
18	11.732	15.830	18.894	46.456	12	11.656	15.986	18.467	46.109	7	12.022	16.295	19.129	47.446
19	11.630	15.772	18.562	45.964	13	11.579	15.947	18.407	45.933	8	12.043	16.318	18.860	47.221
20	12.019	16.225	18.852	47.096	14	11.604	17.357	18.505	47.466	9	11.854	16.254	19.011	47.119
N°232 Pasma, Patrik					15	11.607	15.929	18.470	46.006	10	11.973	16.237	18.765	46.975
1	15.436	17.468	20.004	52.908	16	11.605	15.904	18.422	45.931	11	11.812	16.187	18.751	46.750
2	12.566	16.837	19.527	48.930	17	11.626	15.925	18.430	45.981	12	11.733	16.131	18.768	46.632
3	13.239	17.317	20.175	50.731	18	11.636	15.932	18.521	46.089	13	11.623	16.060	18.622	46.305
4	12.250	16.443	20.254	48.947	19	11.617	16.006	19.014	46.637	14	11.609	16.027	18.825	46.461
5	12.514	16.452	19.339	48.305	20	11.620	15.958	18.649	46.227	15	11.694	16.124	18.765	46.583
6	12.251	16.347	19.160	47.758	N°234 Barnicoat, Ben					16	11.754	16.096	18.698	46.548
7	12.085	16.245	18.889	47.219	1	14.125	16.944	19.485	50.554	17	13.288	16.197	18.717	48.202
8	12.051	16.287	18.802	47.140	2	12.985	16.282	18.792	48.059	18	11.712	16.407	19.036	47.155
9	11.864	16.182	19.002	47.048	3	11.846	16.033	18.539	46.418	19	11.802	16.122	18.781	46.705
10	12.209	16.284	18.694	47.187	4	11.685	15.941	19.100	46.726	20	11.805	16.124	18.729	46.658
11	11.970	16.130	18.610	46.710	5	11.822	15.971	18.884	46.677	N°236 Backman, Jessica				
12	11.809	16.122	18.626	46.557	6	11.810	15.902	18.858	46.570	1	14.096	16.930	19.598	50.624
13	11.712	16.036	18.542	46.290	7	12.039	16.086	18.727	46.852	2	12.498	16.746	19.540	48.784
14	11.680	15.925	18.535	46.140	8	11.722	16.019	19.008	46.749	3	12.310	16.274	19.018	47.602
15	11.681	15.982	18.485	46.148	9	11.663	15.887	18.421	45.971	4	12.066	16.119	18.877	47.062
16	11.615	15.931	18.525	46.071	10	11.535	15.945	18.366	45.846	5	11.942	16.075	19.126	47.143
17	11.648	15.948	18.513	46.109	11	11.480	15.828	18.714	46.022	6	11.972	16.071	19.812	47.855
18	11.698	15.967	18.483	46.148	12	11.515	15.820	18.277	45.612	7	11.967	16.052	18.900	46.919
19	11.608	15.987	18.479	46.074	13	11.473	15.797	18.469	45.739	8	11.977	16.224	18.811	47.012
20	11.647	15.932	18.471	46.050	14	12.178	15.997	18.731	46.906	9	12.383	16.098	18.758	47.239
N°233 Trvisanutto, Lorenzo					15	12.566	15.984	18.545	47.095	10	11.909	16.064	18.656	46.629
1	13.829	16.712	19.151	49.692	16	11.501	15.757	18.259	45.517	11	11.841	15.939	18.585	46.365
2	12.322	16.252	18.675	47.249	17	11.421	15.729	18.214	45.364	12	11.746	15.954	18.622	46.322
					18	11.470	15.729	18.668	45.867					





KF
KF Final
 Analysis

For information purposes. No official / regulatory value

Laps	Sector 1	Sector 2	Sector 3	Lap Time
13	11.726	15.871	18.557	46.154
14	11.651	15.962	18.490	46.103
15	11.633	15.922	18.496	46.051
16	11.636	15.836	18.712	46.184
17	11.683	15.883	18.480	46.046
18	11.674	15.813	18.490	45.977
19	11.673	15.814	18.452	45.939
20	11.592	15.852	18.487	45.931

N°238 Haapalainen, Tuomas				
Laps	Sector 1	Sector 2	Sector 3	Lap Time
1	14.348	17.473	20.318	52.139
2	12.334	16.693	19.789	48.816
3	12.623	16.511	18.994	48.128
4	12.016	16.115	19.645	47.776
5	11.994	16.081	19.220	47.295
6	12.046	16.226	19.040	47.312
7	11.875	16.117	18.801	46.793
8	11.913	16.010	18.747	46.670
9	11.720	15.975	18.590	46.285
10	11.631	15.993	18.571	46.195
11	11.924	15.904	18.545	46.373
12	11.891	15.924	18.580	46.395
13	11.653	15.895	18.436	45.984
14	11.770	16.262	19.138	47.170
15	11.703	15.857	18.449	46.009
16	11.597	15.864	18.425	45.886
17	11.587	15.822	18.328	45.737
18	11.616	15.848	18.420	45.884
19	12.427	15.903	18.444	46.774
20	11.646	15.845	18.306	45.797

N°239 Russo, Guillermo				
Laps	Sector 1	Sector 2	Sector 3	Lap Time
1	14.415	17.243	19.729	51.387
2	12.326	18.021	19.338	49.685
3	13.315	16.523	18.805	48.643
4	12.006	16.030	19.174	47.210
5	12.153	16.052	18.842	47.047
6	11.945	15.965	18.819	46.729

Laps	Sector 1	Sector 2	Sector 3	Lap Time
7	11.914	15.894	18.838	46.646
8	11.910	16.021	18.602	46.533
9	11.807	15.937	18.516	46.260
10	12.092	16.460	19.385	47.937
11	11.920	15.962	18.508	46.390
12	11.702	15.875	18.422	45.999
13	11.667	15.816	18.365	45.848
14	11.595	15.825	18.318	45.738
15	11.653	15.793	18.283	45.729
16	11.633	15.834	18.633	46.100
17	11.702	15.917	18.477	46.096
18	11.652	15.822	18.433	45.907
19	11.719	15.870	18.359	45.948
20	11.706	15.805	18.483	45.994

N°240 Peltola, Olli				
Laps	Sector 1	Sector 2	Sector 3	Lap Time
1	14.273	17.797	20.149	52.219
2	12.340	17.097	19.310	48.747
3	12.203	16.190	18.818	47.211
4	12.030	16.259	19.465	47.754
5	12.093	16.057	19.054	47.204
6	11.944	16.099	18.973	47.016
7	11.833	16.027	18.710	46.570
8	12.503	16.122	18.736	47.361
9	11.814	15.990	18.656	46.460
10	11.971	16.087	19.304	47.362
11	11.917	16.023	18.610	46.550
12	11.757	15.924	18.518	46.199
13	11.671	15.942	18.440	46.053
14	12.013	16.349	19.337	47.699
15	11.881	15.930	18.502	46.313
16	11.755	15.937	18.572	46.264
17	11.673	15.933	18.510	46.116
18	11.683	15.964	18.537	46.184
19	11.652	15.890	18.426	45.968
20	11.608	15.853	18.395	45.856

N°242 Lirim, Zendeli				
Laps	Sector 1	Sector 2	Sector 3	Lap Time
1	14.558	16.773	19.740	51.071
2	12.698	16.455	19.477	48.630
3	12.517	16.111	18.709	47.337
4	11.915	16.523	18.645	47.083
5	11.890	15.996	19.158	47.044
6	11.878	15.971	18.904	46.753
7	11.904	16.009	18.659	46.572
8	11.849	16.022	18.717	46.588
9	12.079	16.010	18.603	46.692
10	11.859	16.310	18.584	46.753
11	11.700	15.869	18.489	46.058
12	11.750	15.879	18.420	46.049
13	11.616	15.897	18.370	45.883
14	11.582	15.815	18.393	45.790
15	11.641	16.016	18.425	46.082
16	11.859	15.893	19.033	46.785
17	12.334	16.616	18.543	47.493
18	11.749	15.884	18.382	46.015
19	11.617	15.860	18.346	45.823
20	11.618	15.997	18.815	46.430

N°243 Cunati, Simone				
Laps	Sector 1	Sector 2	Sector 3	Lap Time
1	15.335	17.672	19.811	52.818
2	12.206	17.011	19.192	48.409
3	12.140	16.136	18.695	46.971
4	11.877	16.416	19.108	47.401
5	11.902	16.124	19.066	47.092
6	11.890	16.112	18.907	46.909
7	12.264	16.163	18.712	47.139
8	12.602	16.127	18.707	47.436
9	11.857	16.056	19.057	46.970

N°244 Van Leeuwen, Martijn				
Laps	Sector 1	Sector 2	Sector 3	Lap Time
1	13.577	16.488	19.269	49.334
2	12.179	16.227	18.767	47.173
3	11.928	16.120	18.540	46.588
4	11.797	16.066	19.251	47.114





KF
KF Final
Analysis

For information purposes. No official / regulatory value

Laps	Sector 1	Sector 2	Sector 3	Lap Time
5	11.905	15.914	19.407	47.226
6	12.048	15.937	19.157	47.142
7	11.828	15.919	18.799	46.546
8	11.836	15.938	18.792	46.566
9	11.774	15.935	18.540	46.249
10	11.697	15.918	18.470	46.085
11	11.617	15.878	18.428	45.923
12	11.670	15.835	18.483	45.988
13	11.596	15.842	18.539	45.977
14	11.720	16.536	18.939	47.195
15	13.206	16.397	18.791	48.394
16	11.951	15.954	19.026	46.931
17	11.993	15.940	18.627	46.560
18	11.777	15.872	18.581	46.230
19	11.926	15.901	18.572	46.399
20	12.015	15.918	18.717	46.650





KF
KF Final
Starting Grid

241	Simon Reicher, Fa Kart / Vortex / Bridgestone	45.287	17	210	Dionisius Marcu, Crg / Parilla / Bridgestone	44.731
238	Tuomas Haapalainen, Croc Promotion / Tm / Bridgestone	44.852	16	225	Szymon Szyszko, Kosmic / Vortex / Bridgestone	44.786
223	Michael Muller, Energy / Tm / Bridgestone	44.970	15	235	Lars Solheim, Crg / Tm / Bridgestone	45.248
205	Sindre Johnsen, Tony Kart / Vortex / Bridgestone	45.141	14	207	Sasakorn Chaimongkol, Kosmic / Tm / Bridgestone	44.691
240	Olli Peltola, Croc Promotion / Tm / Bridgestone	45.033	13	211	Archie Tillet, Crg / Parilla / Bridgestone	45.112
239	Guillermo Russo, Croc Promotion / Tm / Bridgestone	44.979	12	230	Leonardo Lorandi, Tony Kart / Vortex / Bridgestone	44.871
232	Patrik Pasma, Zanardi / Parilla / Bridgestone	45.162	11	243	Simone Cunati, Kosmic / Tm / Bridgestone	44.876
224	Max Fewtrell, Fa Alonso / Vortex / Bridgestone	44.831	10	209	Pedro Hiltbrand, Crg / Parilla / Bridgestone	44.995
236	Jessica Backman, Kosmic / Vortex / Bridgestone	44.973	9	202	Hugo Nerman, Tony Kart / Vortex / Bridgestone	45.226
219	Liam McLellan, Ricciardo / Parilla / Bridgestone	44.847	8	212	Rokas Baciуска, Energy / Tm / Bridgestone	46.006
234	Ben Barnicoat, Birel Art / Parilla / Bridgestone	44.669	7	201	Alexander Vartanyan, Tony Kart / Vortex / Bridgestone	44.576
242	Zendeli Lirim, Tony Kart / Vortex / Bridgestone	44.995	6	215	Nikita Sitnikov, Croc Promotion / Tm / Bridgestone	44.958
204	Oliver Hodgeson, Kosmic / Tm / Bridgestone	44.777	5	231	Benjamin Lessennes, Zanardi / Parilla / Bridgestone	44.860
222	Karol Basz, Kosmic / Vortex / Bridgestone	44.727	4	233	Lorenzo Trivisanutto, Pcr / Tm / Bridgestone	44.899
229	Marcus Armstrong, Tony Kart / Vortex / Bridgestone	44.795	3	244	Martijn Van Leeuwen, Crg / Tm / Bridgestone	44.732
213	Juan Correa, Energy / Tm / Bridgestone	44.834	2	208	Felice Tiene, Crg / Parilla / Bridgestone	44.759
220	Nicklas Nielsen, Tony Kart / Vortex / Bridgestone	44.437	1	203	Mark Litchfield, Crg / Parilla / Bridgestone	44.723

POLE POSITION

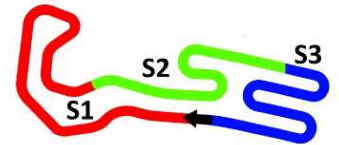


Start : 22/02 - 15:15 20 Laps = 20,200 Km

20° WINTER CUP (ITA) 19-22/02/2015

FICr Mantova





KF
KF Prefinal (PF)
 Risultati

Rnk	N°	Entrant	Nat	Driver	Nat	Material	Time	Laps	Best Lap	Gap	Sector 1	Sector 2	Sector 3	Penalty
1	▲3	203 Pfi International Karting Ltr	GBR	Litchfield, Mark	GBR	Crg / Parilla / Bridgestone	11:09.249	12	54.423		15.014	18.126	21.283	
2	▼1	220 Tony Kart Racing Team	ITA	Nielsen, Nicklas	DNK	Tony Kart / Vortex / Bridgeston	11:13.413	12	55.379	4.164	15.430	18.450	21.499	
3	=	208 C.R.G. Spa	ITA	Tiene, Felice	ITA	Crg / Parilla / Bridgestone	11:14.236	12	55.554	4.987	15.394	18.642	21.518	
4	▲3	213 Energy Corse Srl	ITA	Correa, Juan	USA	Energy / Tm / Bridgestone	11:14.564	12	55.313	5.315	15.545	18.303	21.465	
5	▲5	244 CRG Keijzer Racing	NLD	Van Leeuwen, Martijn	USA	Crg / Tm / Bridgestone	11:14.988	12	55.187	5.739	15.452	18.439	21.296	
6	=	229 Tony Kart Racing Team	ITA	Armstrong, Marcus	AUS	Tony Kart / Vortex / Bridgeston	11:21.115	12	55.625	11.866	15.378	18.665	21.582	
7	▲8	233 Scuderia Pcr Srl	ITA	Travanutto, Lorenzo	ITA	Pcr / Tm / Bridgestone	11:21.688	12	55.415	12.439	15.455	18.486	21.474	
8	▼3	222 Cosmic Racing Dep.	ITA	Basz, Karol	ITA	Kosmic / Vortex / Bridgestone	11:24.567	12	56.088	15.318	15.437	18.669	21.982	
9	▲10	231 Strakka Bhaitech	GBR	Lessennes, Benjamin	BEL	Zanardi / Parilla / Bridgestone	11:24.854	12	55.406	15.605	15.349	18.349	21.708	
10	▲12	204 Pfi International Karting Ltr	GBR	Hodgeson, Oliver	GBR	Kosmic / Tm / Bridgestone	11:25.453	12	54.844	16.204	15.216	18.459	21.169	
11	▲10	215 Team Komarov	RUS	Sitnikov, Nikita	RUS	Croc Promotion / Tm / Bridgest	11:26.097	12	55.521	16.848	15.177	18.403	21.941	
12	▲13	242 Ksm Racing Team	DEU	Lirim, Zendeli	DEU	Tony Kart / Vortex / Bridgeston	11:26.599	12	55.528	17.350	15.404	18.604	21.520	
13	=	201 Ward Racing	ITA	Vartanyan, Alexander	RUS	Tony Kart / Vortex / Bridgeston	11:27.305	12	55.868	18.056	15.344	18.739	21.785	
14	▼12	234 Birel Art	ITA	Barnicoat, Ben	GBR	Birel Art / Parilla / Bridgestone	11:27.376	12	54.822	18.127	15.220	18.212	21.390	
15	▲17	212 Energy Corse Srl	ITA	Baciuska, Rokas	LTU	Energy / Tm / Bridgestone	11:27.877	12	55.322	18.628	15.310	18.439	21.573	
16	▲15	219 Birel Art	ITA	Mclellan, Liam	AUS	Ricciardo / Parilla / Bridgestone	11:33.229	12	55.491	23.980	15.087	18.631	21.773	
17	▲13	202 Ward Racing	ITA	Nerman, Hugo	AUS	Tony Kart / Vortex / Bridgeston	11:34.626	12	56.164	25.377	15.355	18.860	21.949	
18	▲6	236 Cosmic Racing Dep.	ITA	Backman, Jessica	SWE	Kosmic / Vortex / Bridgestone	11:34.747	12	56.142	25.498	15.762	18.541	21.839	
19	▼11	209 C.R.G. Spa	ITA	Hiltbrand, Pedro	ESP	Crg / Parilla / Bridgestone	11:35.810	12	55.131	26.561	15.712	18.163	21.256	
20	▼6	224 Ricky Flynn Motorsport	GBR	Fewtrell, Max	GBR	Fa Alonso / Vortex / Bridgeston	11:36.078	12	55.546	26.829	15.735	18.384	21.427	
21	▼5	243 Foco Racing Team	ITA	Cunati, Simone	ITA	Kosmic / Tm / Bridgestone	11:15.599	12	54.996	36.350	15.278	18.408	21.310	+30.000
22	▲6	232 Strakka Bhaitech	SWE	Pasma, Patrik	FIN	Zanardi / Parilla / Bridgestone	11:46.396	12	55.614	37.147	15.580	18.505	21.529	
23	▼5	230 Baby Race Srl	ITA	Lorandi, Leonardo	ITA	Tony Kart / Vortex / Bridgeston	11:52.921	12	56.010	43.672	15.730	18.585	21.695	
24	▼12	239 Dpk Racing	ESP	Russo, Guillermo	ITA	Croc Promotion / Tm / Bridgest	11:23.173	12	55.804	43.924	15.462	18.652	21.690	+30.000
25	▲4	211 C.R.G. Spa	ITA	Tillet, Archie	GBR	Crg / Parilla / Bridgestone	11:25.090	12	55.220	45.841	15.259	18.607	21.354	+30.000
26	=	240 Mad-Croc Karting	ITA	Peltola, Olli	FIN	Croc Promotion / Tm / Bridgest	11:25.777	12	55.387	46.528	15.497	18.535	21.355	+30.000
27	▼7	207 Pm-Racing	ITA	Chaimongkol, Sasakorn	THA	Kosmic / Tm / Bridgestone	11:27.672	12	55.348	48.423	15.577	18.398	21.373	+30.000
28	▲5	205 Ward Racing	SWE	Johnsen, Sindre	NOR	Tony Kart / Vortex / Bridgeston	11:29.783	12	55.176	50.534	15.080	18.438	21.658	+30.000
29	▼2	235 Crg Keijzer Racing	NLD	Solheim, Lars	NOR	Crg / Tm / Bridgestone	11:31.092	12	55.580	51.843	15.291	18.664	21.625	+30.000
30	▼7	223 Martin Muller	CHE	Muller, Michael	CHE	Energy / Tm / Bridgestone	11:34.883	12	56.081	55.634	15.610	18.802	21.669	+30.000
31	▼14	225 Speedkart	POL	Szyszko, Szymon	POL	Kosmic / Vortex / Bridgestone	11:36.402	12	55.617	57.153	15.282	18.705	21.630	+30.000
32	▼21	238 Mad-Croc Karting	ITA	Haapalainen, Tuomas	FIN	Croc Promotion / Tm / Bridgest	4:32.587	4	55.657	8 Laps	15.398	18.623	21.636	
33	▼24	210 C.R.G. Spa	ITA	Marcu, Dionisius	ROU	Crg / Parilla / Bridgestone	4.998	0		12 Laps				

- N°243 Cunati, Simone : Penalità di 30" al concorrente n°243 per la decisione n°104 dei CCSS.
- N°239 Russo, Guillermo : Penalità di 30" al concorrente n°239 per la decisione n°105 dei CCSS.
- N°211 Tillet, Archie : Penalità di 30" al concorrente n°211 per la decisione n°106 dei CCSS.
- N°240 Peltola, Olli : Penalità di 30" al concorrente n°240 per la decisione n°107 dei CCSS.
- N°207 Chaimongkol, Sasakorn : Penalità di 30" al concorrente n°207 per la decisione n°108 dei CCSS.
- N°205 Johnsen, Sindre : Penalità di 30" al concorrente n°205 per la decisione n°109 dei CCSS.
- N°235 Solheim, Lars : Penalità di 30" al concorrente n°235 per la decisione n°110 dei CCSS.
- N°223 Muller, Michael : Penalità di 30" al concorrente n°223 per la decisione n°102 dei CCSS.
- N°225 Szyszko, Szymon : Penalità di 30" al concorrente n°225 per la decisione n°103 dei CCSS.

Not Classified

241	M.M. Kart Racing	LUX	Reicher, Simon	AUT	Fa Kart / Vortex / Bridgestone					DNS				
-----	------------------	-----	----------------	-----	--------------------------------	--	--	--	--	-----	--	--	--	--

Leaders : N°220 Nielsen, Nicklas (1-7) / N°203 Litchfield, Mark (8-12)

Start Time : 22/02 - 13:31:42

Best Lap : N°203 Litchfield, Mark 54.423 66,80 Kph

Weather : Rainy Air : 5°C Track : Drying

Event Record : N°220 Nielsen, Nicklas 44.437 81,82 Kph



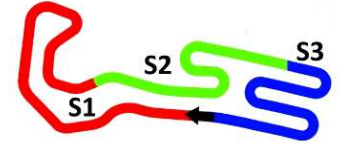


KF
KF Prefinal (PF)
 Lap Chart

For information purposes. No official / regulatory value

	1	2	3	4	5	6	7	8	9	10	11	12	13	14	15	16	17	18	19	20	21	22	23	24	25	26	27	28	29	30	31	32	33	34
Grid	220	234	208	203	222	229	213	209	210	244	238	239	201	224	233	243	225	230	231	207	215	204	223	236	242	240	235	232	211	202	219	212	205	241
Start	220	208	234	203	222	213	229	209	244	238	239	201	224	233	225	243	210	231	230	207	215	204	242	236	235	211	240	223	232	202	219	212	205	
Lap 1 Interval	220	208	203	234	213	222	229	209	244	238	239	243	233	201	230	224	231	225	207	215	242	236	211	235	240	212	202	205	223	219	204	232	232	
		0.1	0.1	0.6	0.5	0.6	0.1	0.3	0.1	0.4	0.6	0.3	0.4	0.3	0.2	0.3	0.2	0.5	0.2	0.5	0.1	0.4	0.1	0.7	0.3	0.0	0.4	0.2	0.2	0.2	0.1	0.7		
Lap 2	220	203	234	208	213	222	229	209	244	238	239	243	233	201	230	231	225	207	242	215	236	211	235	212	240	202	204	205	223	219	224	232	232	
		0.4	0.4	0.4	0.4	0.7	0.4	0.2	0.5	0.2	0.6	0.2	0.4	0.7	0.2	0.3	0.7	0.1	0.3	0.2	1.0	0.0	1.0	0.1	0.2	0.4	0.0	0.3	0.3	0.4	7.5	10.7		
Lap 3	220	203	234	208	213	209	222	244	229	243	239	233	201	230	231	225	207	242	215	211	236	240	212	235	204	202	205	223	219	224	232	238		
		0.4	0.3	0.3	0.5	1.3	0.0	0.9	0.3	0.6	0.6	0.4	0.4	0.2	0.1	0.4	0.3	0.5	0.2	1.6	0.6	0.1	0.2	0.5	0.0	0.7	0.2	0.3	0.3	6.8	10.8	14.6		
Lap 4	220	203	208	234	213	222	244	229	243	239	233	201	225	230	231	207	242	215	211	209	240	212	204	236	235	205	202	219	223	224	232	238		
		0.3	0.8	0.3	0.3	1.9	0.1	1.1	0.0	1.2	0.2	0.8	0.2	0.8	0.1	0.2	0.5	0.1	0.9	0.1	0.9	1.1	0.1	0.1	0.5	0.3	0.6	0.3	0.2	5.0	11.3	13.6		
Lap 5	220	203	208	234	213	244	222	243	229	233	239	201	225	231	215	209	242	211	240	207	212	235	204	205	202	236	219	223	224	230	232			
		0.1	0.6	0.5	0.2	2.2	0.9	0.2	0.5	1.6	0.3	0.4	0.1	0.4	0.8	0.8	0.9	0.0	0.2	0.8	0.3	1.2	0.1	1.0	0.8	0.5	0.3	0.2	3.2	2.1	9.4			
Lap 6	220	203	208	234	213	244	222	243	229	233	239	201	225	231	215	209	211	240	242	212	204	207	235	205	202	236	219	223	224	232	230			
		0.2	0.7	0.4	0.3	2.0	1.0	0.8	0.5	1.2	0.8	0.5	0.3	0.1	0.3	0.2	1.9	0.5	0.4	0.6	0.3	0.0	1.1	0.4	1.4	0.2	0.2	0.4	2.5	11.6	3.7			
Lap 7	220	203	208	213	244	243	222	229	233	239	201	225	231	209	215	211	240	242	204	207	212	235	205	234	202	236	219	223	224	232	230			
		0.1	0.9	0.6	1.8	1.2	1.6	0.1	0.6	1.4	0.6	0.4	0.2	0.1	0.2	1.0	0.7	1.1	0.3	0.7	0.2	1.0	0.5	0.5	1.3	0.1	0.5	0.3	1.6	11.8	3.9			
Lap 8	203	220	208	213	244	243	222	229	233	239	201	225	231	209	215	211	240	242	204	207	212	235	234	205	202	236	219	223	224	232	230			
		0.7	0.4	0.9	0.9	1.4	2.5	0.2	0.4	1.0	0.9	0.4	0.1	0.2	0.4	0.1	0.8	1.1	0.1	0.7	0.6	1.3	0.2	0.4	2.0	0.1	0.7	0.3	0.7	12.2	3.9			
Lap 9	203	220	208	213	244	243	222	229	233	239	201	231	211	215	240	204	242	207	212	209	234	235	205	202	236	219	223	224	225	232	230			
		1.7	0.4	0.6	0.6	1.6	3.2	0.2	0.3	0.8	1.2	0.5	0.6	0.3	0.2	0.4	1.0	0.3	0.4	1.6	0.1	1.1	0.3	1.8	0.2	0.1	0.5	0.4	1.0	11.2	4.0			
Lap 10	203	220	208	213	244	243	229	233	239	222	201	231	211	215	240	204	242	207	212	234	209	205	235	202	236	219	223	224	225	232	230			
		2.5	0.3	0.5	0.4	1.3	4.4	0.7	0.4	0.0	1.1	0.1	0.9	0.4	0.2	0.2	1.0	0.2	0.5	1.0	0.1	1.8	0.8	1.8	0.1	0.2	0.4	0.2	0.9	11.2	4.8			
Lap 11	203	220	208	213	244	243	229	233	239	222	231	211	204	240	215	242	201	207	212	234	209	205	235	219	202	236	223	224	225	232	230			
		3.5	0.5	0.2	0.5	1.2	4.9	0.7	0.9	1.0	0.1	0.2	0.8	0.4	0.4	0.4	0.3	0.2	0.2	0.2	0.2	2.2	0.8	2.3	0.4	0.1	0.3	0.3	0.2	11.5	5.2			
Lap 12	203	220	208	213	244	243	229	233	239	222	231	211	204	240	215	242	201	207	212	234	209	205	235	219	202	236	223	224	225	232	230			
		4.1	0.8	0.3	0.4	0.6	5.5	0.5	1.4	1.3	0.2	0.2	0.3	0.3	0.3	0.5	0.7	0.0	0.2	0.2	1.9	1.3	2.1	1.3	0.1	0.1	0.9	0.2	0.3	9.9	6.5			





KF
KF Prefinal (PF)
Analysis

For information purposes. No official / regulatory value

Laps	Sector 1	Sector 2	Sector 3	Lap Time	Laps	Sector 1	Sector 2	Sector 3	Lap Time	Laps	Sector 1	Sector 2	Sector 3	Lap Time
N°201 Vartanyan, Alexander					N°204 Hodgeson, Oliver					N°208 Tiene, Felice				
1	17.184	19.989	22.592	59.765	10	15.092	18.431	21.363	54.886	7	15.852	18.585	21.580	56.017
2	15.999	19.101	22.179	57.279	11	15.014	18.126	21.283	54.423	8	15.577	18.398	21.373	55.348
3	15.809	18.889	21.984	56.682	12	15.319	18.324	21.229	54.872	9	15.327	18.608	21.550	55.485
4	15.790	18.988	22.108	56.886	1	17.297	24.552	21.881	1:03.730	10	15.526	18.527	21.458	55.511
5	15.762	18.804	22.114	56.680	2	15.903	19.184	21.808	56.895	11	15.306	18.569	22.328	56.203
6	15.667	18.711	22.089	56.467	3	16.116	18.969	21.761	56.846	12	15.362	18.565	22.125	56.052
7	15.592	18.721	21.817	56.130	4	16.032	19.040	22.035	57.107	N°209 Hiltbrand, Pedro				
8	15.464	18.738	21.873	56.075	5	17.139	18.770	21.483	57.392	1	16.279	18.506	21.836	56.621
9	15.461	18.745	21.920	56.126	6	15.406	18.478	21.546	55.430	2	17.075	18.732	21.682	57.489
10	15.344	18.739	21.785	55.868	7	15.523	18.428	21.458	55.409	3	15.653	18.557	21.585	55.795
11	16.288	18.971	24.000	59.259	8	15.397	18.491	21.455	55.343	4	15.704	18.677	21.626	56.007
12	15.353	18.683	21.936	55.972	9	15.216	18.459	21.169	54.844	5	15.814	18.495	21.436	55.745
N°202 Nerman, Hugo					N°205 Johnsen, Sindre					N°207 Chaimongkol, Sasakorn				
1	18.234	20.730	22.550	1:01.514	10	15.546	18.351	21.674	55.571	1	17.244	20.198	22.733	1:00.175
2	16.291	19.231	22.168	57.690	11	15.613	18.328	21.570	55.511	2	16.207	19.001	21.905	57.113
3	15.966	19.204	22.491	57.661	12	15.022	18.723	22.068	55.813	3	15.905	18.800	21.749	56.454
4	16.851	19.134	22.090	58.075	N°209 Hiltbrand, Pedro					4	16.124	18.970	21.962	57.056
5	16.459	19.140	22.011	57.610	1	17.763	20.576	22.717	1:01.056	5	18.240	19.823	21.607	59.670
6	15.602	19.156	21.927	56.685	2	16.366	19.266	22.276	57.908	6	15.623	19.084	22.515	57.222
7	15.527	19.111	22.008	56.646	3	16.103	19.155	22.157	57.415	N°211 Tillet, Archie				
8	15.408	18.975	21.970	56.353	4	16.294	18.965	21.946	57.205	1	17.701	20.942	21.979	1:00.622
9	15.379	18.880	22.095	56.354	5	16.909	18.683	21.796	57.388	2	16.423	19.074	21.990	57.487
10	15.355	18.860	21.949	56.164	6	15.512	18.712	21.872	56.096	3	16.090	18.859	22.214	57.163
11	15.346	18.978	22.198	56.522	7	15.828	18.640	21.782	56.250					
12	15.207	18.937	22.296	56.440	8	15.585	18.679	21.954	56.218					
N°203 Litchfield, Mark														
1	16.260	18.669	21.638	56.567										
2	16.403	18.667	21.410	56.480										
3	15.892	18.487	21.546	55.925										
4	15.623	18.473	21.751	55.847										
5	15.810	18.589	21.536	55.935										
6	15.800	18.537	21.507	55.844										
7	15.612	18.507	21.390	55.509										
8	15.778	18.403	21.371	55.552										
9	15.199	18.272	21.300	54.771										





KF
KF Prefinal (PF)
 Analysis

For information purposes. No official / regulatory value

Laps	Sector 1	Sector 2	Sector 3	Lap Time	Laps	Sector 1	Sector 2	Sector 3	Lap Time	Laps	Sector 1	Sector 2	Sector 3	Lap Time
4	15.775	18.792	21.700	56.267	N°215 Sitnikov, Nikita					10	15.433	18.734	21.567	55.734
5	16.468	18.804	21.720	56.992	1	17.635	20.579	22.442	1:00.656	11	15.430	18.450	21.499	55.379
6	16.016	18.774	21.380	56.170	2	16.578	18.772	21.749	57.099	12	15.502	18.364	21.617	55.483
7	15.259	18.607	21.354	55.220	3	15.867	18.937	21.833	56.637	N°222 Basz, Karol				
8	15.337	18.516	21.538	55.391	4	15.980	19.053	21.945	56.978	1	16.881	19.386	22.023	58.290
9	15.807	18.746	21.417	55.970	5	16.020	18.580	21.459	56.059	2	15.855	18.897	21.900	56.652
10	15.570	18.732	21.366	55.668	6	15.711	18.610	21.545	55.866	3	15.749	18.932	21.946	56.627
11	15.494	18.472	21.640	55.606	7	15.912	18.637	21.809	56.358	4	15.779	18.921	21.958	56.658
12	15.282	19.118	21.943	56.343	8	15.632	18.710	21.880	56.222	5	16.348	18.989	21.727	57.064
N°212 Baciуска, Rokas					9	16.253	18.771	21.498	56.522	6	15.616	18.868	22.109	56.593
1	18.138	19.900	22.517	1:00.555	10	15.504	18.644	21.612	55.760	7	15.701	18.887	21.865	56.453
2	16.077	18.801	22.553	57.431	11	15.539	18.492	22.937	56.968	8	15.582	18.845	21.883	56.310
3	15.722	18.640	22.637	56.999	12	15.177	18.403	21.941	55.521	9	15.437	18.669	21.982	56.088
4	16.442	18.950	22.131	57.523	N°219 Mclellan, Liam					10	15.558	18.884	22.993	57.435
5	16.013	18.601	21.647	56.261	1	18.011	21.198	22.985	1:02.194	11	16.505	18.822	22.028	57.355
6	15.649	18.966	21.785	56.400	2	16.472	19.508	22.237	58.217	12	15.444	18.879	21.960	56.283
7	16.649	18.648	21.384	56.681	3	15.888	19.357	21.988	57.233	N°223 Muller, Michael				
8	15.682	18.580	21.514	55.776	4	16.150	19.245	22.216	57.611	1	17.922	21.277	23.056	1:02.255
9	15.310	18.439	21.573	55.322	5	16.536	19.195	22.353	58.084	2	16.563	19.447	22.051	58.061
10	15.533	18.484	21.522	55.539	6	15.808	18.740	21.837	56.385	3	16.034	19.275	22.047	57.356
11	15.241	18.424	22.244	55.909	7	15.796	18.812	22.222	56.830	4	16.423	19.603	22.159	58.185
12	15.956	18.462	21.629	56.047	8	15.724	19.025	21.752	56.501	5	16.577	19.318	22.133	58.028
N°213 Correa, Juan					9	15.457	18.722	21.689	55.868	6	15.989	18.919	21.722	56.630
1	16.499	19.085	21.877	57.461	10	15.726	18.858	21.624	56.208	7	15.948	18.961	21.775	56.684
2	15.940	19.015	21.632	56.587	11	15.154	18.789	21.711	55.654	8	15.721	18.933	21.864	56.518
3	15.732	18.661	21.550	55.943	12	15.087	18.631	21.773	55.491	9	15.610	18.802	21.669	56.081
4	15.832	18.779	21.518	56.129	N°220 Nielsen, Nicklas					10	15.482	18.781	21.827	56.090
5	15.712	18.584	21.529	55.825	1	15.992	18.614	22.014	56.620	11	15.579	18.731	21.830	56.140
6	15.598	18.520	21.734	55.852	2	16.291	18.603	21.442	56.336	12	15.405	18.763	22.064	56.232
7	15.675	18.450	21.527	55.652	3	15.885	18.569	21.536	55.990	N°224 Fewtrell, Max				
8	15.715	18.827	21.499	56.041	4	15.700	18.595	21.596	55.891	1	17.805	19.774	22.472	1:00.051
9	15.397	18.606	21.540	55.543	5	15.778	18.472	21.921	56.171	2			21.827	1:10.418
10	15.449	18.563	21.504	55.516	6	15.656	18.518	21.557	55.731	3	16.087	18.814	21.642	56.543
11	15.545	18.303	21.465	55.313	7	15.669	18.455	21.527	55.651	4	15.822	18.764	21.506	56.092
12	15.750	18.543	21.495	55.788	8	16.200	18.553	21.683	56.436	5	16.089	18.663	21.516	56.268
					9	15.737	18.587	21.426	55.750	6	15.725	18.674	21.521	55.920





KF
KF Prefinal (PF)
Analysis

For information purposes. No official / regulatory value

Laps	Sector 1	Sector 2	Sector 3	Lap Time	Laps	Sector 1	Sector 2	Sector 3	Lap Time	Laps	Sector 1	Sector 2	Sector 3	Lap Time
N°225 Szyszko, Szymon					N°231 Lessennes, Benjamin					N°233 Trvisanutto, Lorenzo				
7	15.825	18.579	21.398	55.802	4	16.587	18.864	22.188	57.639	1	17.022	19.529	22.402	58.953
8	15.735	18.384	21.427	55.546	5	29.382	19.044	21.712	1:10.138	2	16.068	19.007	21.852	56.927
9	15.767	18.651	21.441	55.859	6			21.823	1:09.190	3	16.047	18.941	21.929	56.917
10	15.739	18.465	21.615	55.819	7	15.724	18.694	21.719	56.137	4	15.919	18.905	21.690	56.514
11	15.642	18.658	21.960	56.260	8	15.783	18.656	21.586	56.025	5	15.683	18.969	22.096	56.748
12	15.667	18.759	22.661	57.087	9	15.730	18.585	21.695	56.010	6	15.629	18.577	21.639	55.845
N°229 Armstrong, Marcus					N°232 Pasma, Patrik					N°234 Barnicoat, Ben				
1	17.623	20.029	22.846	1:00.498	1	17.315	19.884	22.467	59.666	1	16.769	18.804	21.753	57.326
2	16.238	18.919	22.053	57.210	2	16.518	18.741	21.706	56.965	2	15.903	18.728	21.629	56.260
3	15.549	18.794	21.928	56.271	3	15.921	18.759	21.878	56.558	3	15.686	18.588	21.551	55.825
4	15.880	18.650	21.685	56.215	4	16.763	18.739	22.101	57.603	4	15.873	19.020	21.831	56.724
5	15.699	18.900	22.042	56.641	5	15.883	18.519	21.726	56.128	5	15.697	18.630	21.655	55.982
6	15.679	18.730	22.195	56.604	6	15.745	18.543	22.056	56.344	6	15.424	18.529	21.829	55.782
7	15.656	18.688	21.912	56.256	7	15.799	18.630	21.884	56.313	7			21.609	1:11.020
8	15.399	18.830	21.856	56.085	8	15.560	18.677	21.755	55.992	8	15.565	18.120	21.584	55.269
9	16.146	29.243	22.072	1:07.461	9	15.887	18.692	21.567	56.146	9	15.338	18.177	21.981	55.496
10	15.472	18.524	21.641	55.637	10	15.349	18.349	21.708	55.406	10	15.220	18.212	21.390	54.822
11	15.282	18.705	21.630	55.617	11	15.875	18.285	22.092	56.252	11	15.183	18.323	21.550	55.056
12	15.579	18.887	22.681	57.147	12	15.404	18.961	22.026	56.391	12	15.229	18.225	21.849	55.303
N°230 Lorandi, Leonardo					N°235 Solheim, Lars									
1	16.925	19.474	22.509	58.908	1	18.142	21.421	23.771	1:03.334	1	18.049	21.018	22.422	1:01.489
2	16.036	18.943	22.347	57.326	2			21.759	1:15.675	2	16.107	19.210	22.450	57.767
3	15.921	18.777	22.026	56.724	3	16.020	18.932	21.651	56.603	3	16.503	19.044	22.088	57.635
					4	16.251	18.841	21.545	56.637	4	16.422	19.433	22.008	57.863
					5	15.904	18.911	21.603	56.418	5	16.114	18.789	21.702	56.605
					6	15.818	18.703	21.512	56.033	6	16.170	18.887	21.753	56.810
					7	15.865	18.622	21.498	55.985	7	15.643	18.782	21.683	56.108
					8	15.785	18.700	21.517	56.002	8	15.715	18.767	21.633	56.115
					9	15.659	18.665	21.564	55.888	9	16.025	18.892	21.968	56.885
					10	15.582	18.633	21.470	55.685					
					11	15.724	18.654	21.486	55.864					
					12	15.580	18.505	21.529	55.614					





KF
KF Prefinal (PF)
 Analysis

For information purposes. No official / regulatory value

Laps	Sector 1	Sector 2	Sector 3	Lap Time	Laps	Sector 1	Sector 2	Sector 3	Lap Time	Laps	Sector 1	Sector 2	Sector 3	Lap Time
10	15.973	18.731	21.805	56.509	2	16.590	18.989	22.179	57.758	12	15.236	18.420	21.405	55.061
11	15.291	18.664	21.625	55.580	3	15.846	18.862	21.834	56.542	N°244 Van Leeuwen, Martijn				
12	15.328	18.702	21.651	55.681	4	16.091	18.858	21.642	56.591	1	16.797	19.435	21.932	58.164
N°236 Backman, Jessica					5	15.959	18.769	21.429	56.157	2	16.131	19.240	21.794	57.165
1	17.596	20.776	22.441	1:00.813	6	16.122	18.818	21.579	56.519	3	15.979	18.736	21.737	56.452
2	16.231	19.077	22.201	57.509	7	15.497	18.535	21.355	55.387	4	15.792	18.611	21.460	55.863
3	15.986	18.950	22.917	57.853	8	15.666	18.422	21.446	55.534	5	15.872	18.503	21.567	55.942
4	16.620	18.946	22.662	58.228	9	15.620	18.637	21.429	55.686	6	15.635	18.514	21.452	55.601
5	18.277	19.221	22.186	59.684	10	15.606	18.553	21.591	55.750	7	15.454	18.360	21.675	55.489
6	15.843	18.795	21.812	56.450	11	16.111	18.529	21.604	56.244	8	15.452	18.439	21.296	55.187
7	15.906	18.715	21.870	56.491	12	15.224	18.330	22.145	55.699	9	15.286	18.414	21.530	55.230
8	15.946	18.519	21.874	56.339	N°242 Lirim, Zendeli					10	15.353	18.445	21.506	55.304
9	15.887	18.596	21.973	56.456	1	17.650	20.702	22.301	1:00.653	11	15.302	18.528	21.528	55.358
10	15.762	18.541	21.839	56.142	2	16.085	18.871	21.740	56.696	12	15.473	18.635	21.589	55.697
11	15.886	18.663	21.936	56.485	3	15.862	18.947	21.815	56.624	N°238 Haapalainen, Tuomas				
12	15.519	18.651	22.233	56.403	4	15.917	19.146	22.014	57.077	1	16.894	19.549	21.843	58.286
N°238 Haapalainen, Tuomas					5	16.920	19.156	21.856	57.932	2	16.059	19.110	21.808	56.977
1	16.894	19.549	21.843	58.286	6	16.646	19.033	21.608	57.287	3			21.618	1:37.810
2	16.059	19.110	21.808	56.977	7	15.833	18.652	21.623	56.108	4	15.398	18.623	21.636	55.657
3			21.618	1:37.810	8	15.404	18.604	21.520	55.528	N°239 Russo, Guillermo				
4	15.398	18.623	21.636	55.657	9	15.827	18.543	21.636	56.006	1	17.047	19.576	22.214	58.837
N°239 Russo, Guillermo					10	15.565	18.534	21.531	55.630	2	15.788	19.222	21.977	56.987
1	17.047	19.576	22.214	58.837	11	15.263	18.585	21.985	55.833	3	15.964	19.282	21.930	57.176
2	15.788	19.222	21.977	56.987	12	15.257	18.659	21.662	55.578	4	15.981	18.946	21.786	56.713
3	15.964	19.282	21.930	57.176	N°243 Cunati, Simone					5	15.795	18.979	22.527	57.301
4	15.981	18.946	21.786	56.713	1	16.608	19.149	22.479	58.236	6	15.795	18.979	22.527	57.301
5	15.981	18.946	21.786	56.713	2	15.896	18.941	22.021	56.858	7	15.780	18.835	21.738	56.353
6	15.795	18.979	22.527	57.301	3	15.951	18.778	21.605	56.334	8	15.617	18.697	21.740	56.054
7	15.795	18.979	22.527	57.301	4	15.634	18.645	21.836	56.115	9	15.419	18.710	21.687	55.816
8	15.780	18.835	21.738	56.353	5	15.718	18.678	21.528	55.924	10	15.462	18.652	21.690	55.804
9	15.617	18.697	21.740	56.054	6	15.494	18.500	21.411	55.405	11	15.549	18.794	21.620	55.963
10	15.419	18.710	21.687	55.816	7	15.503	18.758	21.446	55.707	12	15.881	18.708	21.751	56.340
11	15.419	18.710	21.687	55.816	8	15.449	18.427	21.487	55.363		15.306	18.705	21.905	55.916
12	15.462	18.652	21.690	55.804	9	15.555	18.535	21.372	55.462	N°240 Peltola, Olli				
13	15.549	18.794	21.620	55.963	10	15.278	18.408	21.310	54.996	1	18.026	21.032	22.607	1:01.665
14	15.881	18.708	21.751	56.340	11	15.280	18.410	21.568	55.258					
15	15.306	18.705	21.905	55.916										





KF
KF Prefinal (PF)
 Starting Grid

241	Simon Reicher, Fa Kart / Vortex / Bridgestone	45.287	17	205	Sindre Johnsen, Tony Kart / Vortex / Bridgestone	45.141
212	Rokas Baciuska, Energy / Tm / Bridgestone	46.006	16	219	Liam Mclellan, Ricciardo / Parilla / Bridgestone	44.847
202	Hugo Nerman, Tony Kart / Vortex / Bridgestone	45.226	15	211	Archie Tillet, Crg / Parilla / Bridgestone	45.112
232	Patrik Pasma, Zanardi / Parilla / Bridgestone	45.162	14	235	Lars Solheim, Crg / Tm / Bridgestone	45.248
240	Olli Peltola, Croc Promotion / Tm / Bridgestone	45.033	13	242	Zendeli Lirim, Tony Kart / Vortex / Bridgestone	44.995
236	Jessica Backman, Kosmic / Vortex / Bridgestone	44.973	12	223	Michael Muller, Energy / Tm / Bridgestone	44.970
204	Oliver Hodgeson, Kosmic / Tm / Bridgestone	44.777	11	215	Nikita Sitnikov, Croc Promotion / Tm / Bridgestone	44.958
207	Sasakorn Chaimongkol, Kosmic / Tm / Bridgestone	44.691	10	231	Benjamin Lessennes, Zanardi / Parilla / Bridgestone	44.860
230	Leonardo Lorandi, Tony Kart / Vortex / Bridgestone	44.871	9	225	Szymon Szyszko, Kosmic / Vortex / Bridgestone	44.786
243	Simone Cunati, Kosmic / Tm / Bridgestone	44.876	8	233	Lorenzo Trivisanutto, Pcr / Tm / Bridgestone	44.899
224	Max Fewtrell, Fa Alonso / Vortex / Bridgestone	44.831	7	201	Alexander Vartanyan, Tony Kart / Vortex / Bridgestone	44.576
239	Guillermo Russo, Croc Promotion / Tm / Bridgestone	44.979	6	238	Tuomas Haapalainen, Croc Promotion / Tm / Bridgestone	44.852
244	Martijn Van Leeuwen, Crg / Tm / Bridgestone	44.732	5	210	Dionisius Marcu, Crg / Parilla / Bridgestone	44.731
209	Pedro Hiltbrand, Crg / Parilla / Bridgestone	44.995	4	213	Juan Correa, Energy / Tm / Bridgestone	44.834
229	Marcus Armstrong, Tony Kart / Vortex / Bridgestone	44.795	3	222	Karol Basz, Kosmic / Vortex / Bridgestone	44.727
203	Mark Litchfield, Crg / Parilla / Bridgestone	44.723	2	208	Felice Tiene, Crg / Parilla / Bridgestone	44.759
234	Ben Barnicoat, Birel Art / Parilla / Bridgestone	44.669	1	220	Nicklas Nielsen, Tony Kart / Vortex / Bridgestone	44.437

POLE POSITION



Start : 22/02 - 13:20 12 Laps = 12,120 Km

20°WINTER CUP (ITA) 19-22/02/2015

FICr Mantova



Scan this QR Code for livetiming

Data processing and charts edit provided by:



KF
KF Second Chance Heat
 Risultati

Rnk	N°	Entrant	Nat	Driver	Nat	Material	Time	Laps	Best Lap	Gap	Sector 1	Sector 2	Sector 3	Penalty	
1	▲4	211	C.R.G. Spa	ITA	Tillet, Archie	GBR	Crg / Parilla / Bridgestone	11:45.597	12	57.263		16.155	19.100	22.008	
2	▼1	202	Ward Racing	SWE	Nerman, Hugo	SWE	Tony Kart / Vortex / Bridgeston	11:46.979	12	58.070	1.382	16.233	19.069	22.768	
3	▲6	219	Birel Art	ITA	Mclellan, Liam	AUS	Ricciardo / Parilla / Bridgestone	11:49.660	12	57.261	4.063	16.097	19.062	22.102	
4	=	212	Energy Corse Srl	ITA	Baciuska, Rokas	LIT	Energy / Tm / Bridgestone	11:47.287	12	57.695	4.690	16.594	19.128	21.973	+3.000
5	▲2	205	Ward Racing	LUX	Johnsen, Sindre	NOR	Tony Kart / Vortex / Bridgeston	11:54.489	12	58.157	8.892	16.217	19.182	22.758	
6	▼3	241	M.M. Kart Racing	LUX	Reicher, Simon	AUT	Fa Kart / Vortex / Bridgestone	11:54.699	12	58.226	9.102	16.869	19.264	22.093	

N°212 Baciuska, Rokas : Concorrente n°212 penalizzato di 3"

Good Bye

7	▲3	218	Birel Art	ITA	Loeskow, Troy	AUS	Ricciardo / Parilla / Bridgestone	11:50.839	12	57.484	35.242	16.348	19.073	22.063	+30.000
8	▲3	237	Mad-Croc Karting	ITA	Viiilainen, Ville	FIN	Croc Promotion / Tm / Bridgest	11:55.463	12	57.827	39.866	16.416	19.128	22.283	+30.000
9	▼3	216	Birel Art	ITA	Waters, Matthew	AUS	Ricciardo / Parilla / Bridgestone	11:56.597	12	58.561	41.000	16.807	19.316	22.438	+30.000
10	▼2	246	IM-Racing Motorsport	DEU	Judek, Jonathan	DEU	Fa Alonso / Tm / Bridgestone	11:58.231	12	58.567	42.634	16.520	19.464	22.583	+30.000
11	▼9	206	Wichmand Bjorn	DNK	Wichmand, Amalie	DNK	Tony Kart / Vortex / Bridgeston	11:58.929	12	58.287	43.332	16.735	19.246	22.306	+30.000

N°218 Loeskow, Troy : Penalità di 30" al concorrente n°218 per la decisione n°80 dei CCSS.

N°237 Viiilainen, Ville : Penalità di 30" al concorrente n°237 per la decisione n°82 dei CCSS.

N°216 Waters, Matthew : Penalità di 30" al concorrente n°216 per la decisione n°81 dei CCSS.

N°246 Judek, Jonathan : Penalità di 30" al concorrente n°246 per la decisione n°78 dei CCSS.

N°206 Wichmand, Amalie : Penalità di 30" al concorrente n°206 per la decisione n°79 dei CCSS.

Leaders : N°202 Nerman, Hugo (1-11) / N°211 Tillet, Archie (12-12)

Start Time : 22/02 - 11:01:45

Best Lap : N°219 Mclellan, Liam 57.261 63,49 Kph

Weather : Rainy Air : 5°C Track : Drying

Event Record : N°220 Nielsen, Nicklas 44.437 81,82 Kph

20°WINTER CUP (ITA) 19-22/02/2015



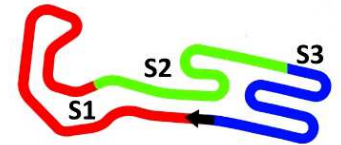


KF
KF Second Chance Heat
 Lap Chart

For information purposes. No official / regulatory value

	1	2	3	4	5	6	7	8	9	10	11
Grid	202	206	241	212	211	216	205	246	219	218	237
Start	202	241	206	211	212	216	205	219	246	237	218
Lap 1 Interval	202	211 0.5	212 0.4	216 0.4	241 0.7	206 0.2	219 0.3	237 0.1	218 0.3	205 0.5	246 0.3
Lap 2	202	211 1.0	212 0.2	216 0.4	241 0.6	206 0.8	219 0.1	218 0.4	237 0.1	205 0.7	246 0.1
Lap 3	202	211 1.8	212 0.2	216 0.5	241 0.1	219 0.2	218 1.2	237 0.1	206 0.1	205 0.5	246 0.4
Lap 4	202	211 2.2	212 0.3	216 0.6	219 0.3	241 0.3	237 0.1	206 0.8	218 0.2	205 0.3	246 0.5
Lap 5	202	211 2.5	212 0.2	216 1.3	237 0.7	219 0.1	241 0.3	218 0.3	205 0.5	206 0.5	246 0.3
Lap 6	202	211 2.2	212 0.4	216 1.9	237 0.2	219 0.2	241 0.8	218 0.4	205 0.7	206 0.9	246 0.3
Lap 7	202	211 2.0	212 0.3	219 3.0	216 0.1	218 0.2	241 0.3	205 1.1	237 1.4	206 0.0	246 0.7
Lap 8	202	211 1.7	212 0.3	219 3.5	241 1.0	218 0.1	205 0.5	216 0.2	237 0.7	206 1.4	246 0.1
Lap 9	202	211 1.6	212 0.4	219 3.4	218 0.9	205 1.5	241 0.0	216 0.4	237 0.2	246 1.9	206 0.6
Lap 10	202	211 1.0	212 0.4	219 3.6	218 0.5	205 2.2	241 0.3	216 0.4	237 0.3	246 1.9	206 1.1
Lap 11	202	211 0.2	212 1.1	219 2.9	218 0.7	205 2.9	241 0.3	216 1.1	237 0.2	246 1.8	206 1.1
Lap 12	211	202 1.3	212 0.3	219 2.3	218 1.1	205 3.6	241 0.2	237 0.7	216 1.1	246 1.6	206 0.6





KF
KF Second Chance Heat
 Analysis

For information purposes. No official / regulatory value

Laps	Sector 1	Sector 2	Sector 3	Lap Time
N°202 Nerman, Hugo				
1	17.884	19.604	22.939	1:00.427
2	16.795	19.542	22.679	59.016
3	16.641	19.601	22.795	59.037
4	16.688	19.573	22.704	58.965
5	16.433	19.428	22.651	58.512
6	16.325	19.318	22.806	58.449
7	16.430	19.397	22.783	58.610
8	16.419	19.195	22.694	58.308
9	16.233	19.069	22.768	58.070
10	16.174	19.414	22.692	58.280
11	16.219	19.341	22.531	58.091
12	16.985	19.526	22.654	59.165

Laps	Sector 1	Sector 2	Sector 3	Lap Time
N°205 Johnsen, Sindre				
1	19.295	20.725	23.377	1:03.397
2	16.909	20.158	22.871	59.938
3	17.098	19.801	22.604	59.503
4	17.000	19.636	22.754	59.390
5	17.156	19.626	22.412	59.194
6	16.817	19.774	22.691	59.282
7	16.544	19.163	23.150	58.857
8	16.416	19.345	22.565	58.326
9	16.740	19.334	22.642	58.716
10	16.217	19.182	22.758	58.157
11	16.408	19.227	22.644	58.279
12	16.359	19.364	22.857	58.580

Laps	Sector 1	Sector 2	Sector 3	Lap Time
N°206 Wichmand, Amalie				
1	19.012	20.309	23.222	1:02.543
2	17.371	19.723	22.789	59.883
3	17.313	19.862	23.201	1:00.376
4	17.074	19.686	22.587	59.347
5	17.981	19.786	22.649	1:00.416
6	17.045	19.670	22.900	59.615
7	17.466	19.280	22.731	59.477
8	16.888	19.549	22.826	59.263
9	17.435	19.534	22.555	59.524

Laps	Sector 1	Sector 2	Sector 3	Lap Time
10	17.085	19.344	22.584	59.013
11	17.108	19.267	22.491	58.866
12	16.735	19.246	22.306	58.287

Laps	Sector 1	Sector 2	Sector 3	Lap Time
N°211 Tillet, Archie				
1	18.038	19.916	22.641	1:00.595
2	17.283	19.587	22.604	59.474
3	17.088	19.756	23.047	59.891
4	17.149	19.614	22.570	59.333
5	16.998	19.496	22.301	58.795
6	16.906	19.281	22.046	58.233
7	16.693	19.352	22.322	58.367
8	16.610	19.252	22.100	57.962
9	16.553	19.232	22.188	57.973
10	16.431	19.269	22.041	57.741
11	16.155	19.100	22.008	57.263
12	16.592	18.969	21.984	57.545

Laps	Sector 1	Sector 2	Sector 3	Lap Time
N°212 Baciуска, Rokas				
1	18.303	19.931	22.760	1:00.994
2	17.185	19.565	22.593	59.343
3	17.191	19.610	23.075	59.876
4	17.094	19.756	22.588	59.438
5	16.853	19.522	22.311	58.686
6	16.951	19.432	22.020	58.403
7	16.636	19.267	22.389	58.292
8	16.776	19.081	22.069	57.926
9	16.840	19.169	22.126	58.135
10	16.594	19.128	21.973	57.695
11	16.746	19.291	21.935	57.972
12	16.275	19.152	22.651	58.078

Laps	Sector 1	Sector 2	Sector 3	Lap Time
N°216 Waters, Matthew				
1	18.367	20.167	22.739	1:01.273
2	17.169	19.622	22.613	59.404
3	17.085	19.603	23.303	59.991
4	17.063	19.933	22.537	59.533
5	17.078	19.797	22.515	59.390
6	16.695	19.565	22.667	58.927

Laps	Sector 1	Sector 2	Sector 3	Lap Time
7	16.674	19.559	23.344	59.577
8	16.697	19.560	24.091	1:00.348
9	17.033	19.505	22.321	58.859
10	16.807	19.316	22.438	58.561
11	17.115	19.573	22.302	58.990
12	17.329	19.473	22.360	59.162

Laps	Sector 1	Sector 2	Sector 3	Lap Time
N°218 Loeskow, Troy				
1	18.993	20.511	22.768	1:02.272
2	17.048	19.888	22.647	59.583
3	17.417	19.487	22.624	59.528
4	17.589	19.614	22.695	59.898
5	17.043	19.147	22.819	59.009
6	16.904	19.025	23.143	59.072
7	16.540	19.114	22.408	58.062
8	16.643	19.470	23.159	59.272
9	16.545	18.852	22.341	57.738
10	16.348	19.073	22.063	57.484
11	16.280	18.982	22.281	57.543
12	16.308	19.222	22.369	57.899

Laps	Sector 1	Sector 2	Sector 3	Lap Time
N°219 Mclellan, Liam				
1	18.619	20.552	22.961	1:02.132
2	17.211	19.955	22.504	59.670
3	16.678	19.672	22.400	58.750
4	16.987	19.916	22.641	59.544
5	16.980	19.915	23.040	59.935
6	16.627	19.691	22.173	58.491
7	16.765	19.597	22.611	58.973
8	16.408	19.482	22.488	58.378
9	16.280	19.410	22.387	58.077
10	16.462	19.203	22.204	57.869
11	16.097	19.062	22.102	57.261
12	16.117	19.200	22.202	57.519

Laps	Sector 1	Sector 2	Sector 3	Lap Time
N°237 Villiainen, Ville				
1	18.494	20.925	22.576	1:01.995
2	17.242	20.020	22.855	1:00.117
3	17.470	19.518	22.516	59.504





KF
KF Second Chance Heat
 Analysis

For information purposes. No official / regulatory value

Laps	Sector 1	Sector 2	Sector 3	Lap Time
4	16.683	19.691	22.280	58.654
5	16.800	19.808	22.659	59.267
6	16.573	19.327	22.500	58.400
7	16.754	19.520	26.308	1:02.582
8	16.444	19.325	22.140	57.909
9	16.298	19.826	22.246	58.370
10	16.732	19.382	22.480	58.594
11	16.833	19.891	22.151	58.875
12	16.416	19.128	22.283	57.827

N°241 Reicher, Simon

1	19.283	20.401	22.742	1:02.426
2	17.151	19.551	22.560	59.262
3	16.960	19.609	22.910	59.479
4	17.679	19.808	22.643	1:00.130
5	17.241	19.871	22.802	59.914
6	17.500	19.259	22.214	58.973
7	16.646	19.387	22.843	58.876
8	16.639	19.463	22.603	58.705
9	17.808	19.374	22.310	59.492
10	16.962	19.269	22.313	58.544
11	16.869	19.264	22.093	58.226
12	16.535	19.138	22.781	58.454












N°246 Judek, Jonathan

1	20.307	19.834	23.258	1:03.399
2	16.685	20.278	22.790	59.753
3	17.132	19.920	22.739	59.791
4	16.710	19.898	22.841	59.449
5	16.966	19.945	22.706	59.617
6	16.829	19.835	22.895	59.559
7	17.292	19.643	22.992	59.927
8	16.653	19.395	22.634	58.682
9	16.625	19.415	22.646	58.686
10	16.520	19.464	22.583	58.567
11	16.444	19.657	22.710	58.811
12	16.389	19.739	22.623	58.751





KF
KF Second Chance Heat
Starting Grid

			6	237 Ville Villiainen, Croc Promotion / Tm / Bridgestone	 45.095
218	Troy Loeskow, Ricciardo / Parilla / Bridgestone	 44.762	5	219 Liam Mclellan, Ricciardo / Parilla / Bridgestone	 44.847
246	Jonathan Judek, Fa Alonso / Tm / Bridgestone	 46.908	4	205 Sindre Johnsen, Tony Kart / Vortex / Bridgestone	 45.141
216	Matthew Waters, Ricciardo / Parilla / Bridgestone	 45.142	3	211 Archie Tillet, Crg / Parilla / Bridgestone	 45.112
212	Rokas Baciуска, Energy / Tm / Bridgestone	 46.006	2	241 Simon Reicher, Fa Kart / Vortex / Bridgestone	 45.287
206	Amalie Wichmand, Tony Kart / Vortex / Bridgestone	 44.937	1	202 Hugo Nerman, Tony Kart / Vortex / Bridgestone	 45.226

POLE POSITION




Start : 22/02 - 11:00 12 Laps = 12,120 Km

20°WINTER CUP (ITA) 19-22/02/2015

FICr Mantova

Page 1 / 1

Apex Timing 

Data processing and charts edit
provided by:



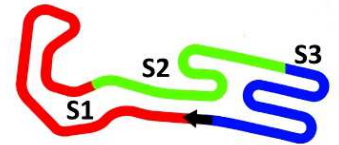
Scan this QR Code for livetiming



KF
KF Qualifying Heats (QH)
 Results

Rnk	N°	Entrant	Nat	Driver	Nat	Q _P	A-C	A-B	C-D	B-C	A-D	B-D	Points
1	220	Tony Kart Racing Team	ITA	Nielsen, Nicklas	DNK	1	0	0	-	-	0	-	0
2	234	Birel Art	ITA	Barnicoat, Ben	GBR	3	3	-	0	3	-	-	6
3	208	C.R.G. Spa	ITA	Tiene, Felice	ITA	9	2	3	-	-	3	-	8
4	203	Pfi International Karting Ltd	GBR	Litchfield, Mark	GBR	5	5	2	-	-	2	-	9
5	222	Kosmic Racing Dep.	ITA	Basz, Karol	POL	6	-	9	-	0	-	0	9
6	229	Tony Kart Racing Team	ITA	Armstrong, Marcus	AUS	13	7	4	-	-	4	-	15
7	213	Energy Corse Srl	ITA	Correa, Juan	USA	15	11	-	3	2	-	-	16
8	209	C.R.G. Spa	ITA	Hiltbrand, Pedro	ESP	27	10	-	2	4	-	-	16
9	210	C.R.G. Spa	ITA	Marcu, Dionisius	ROU	7	6	-	4	7	-	-	17
10	244	CRG Keijzer Racing	NLD	Van Leeuwen, Martijn	NLD	8	-	-	12	-	5	4	21
11	238	Mad-Croc Karting	ITA	Haapalainen, Tuomas	FIN	17	9	6	-	-	6	-	21
12	239	Dpk Racing	ESP	Russo, Guillermo	ESP	26	-	8	-	6	-	7	21
13	201	Ward Racing	SWE	Vartanyan, Alexander	RUS	2	-	5	-	16	-	3	24
14	224	Ricky Flynn Motorsport	GBR	Fewtrell, Max	GBR	14	-	17	-	5	-	2	24
15	233	Scuderia Pcr Srl	ITA	Travisanutto, Lorenzo	ITA	21	13	7	-	-	8	-	28
16	243	Foco Racing Team	ITA	Cunati, Simone	ITA	20	-	-	14	-	10	5	29
17	225	Speedkart	POL	Szysko, Szymon	POL	12	-	-	5	-	19	8	32
18	230	Baby Race Srl	ITA	Lorandi, Leonardo	ITA	19	8	-	7	17	-	-	32
19	231	Strakka Bhaitech	SWE	Lessennes, Benjamin	BEL	18	-	11	-	13	-	9	33
20	207	Pm-Racing	DEU	Chaimongkol, Sasakorn	THA	4	-	-	19	-	9	6	34
21	215	Team Komarov	RUS	Sitnikov, Nikita	RUS	23	17	-	6	11	-	-	34
22	204	Pfi International Karting Ltd	GBR	Hodgeson, Oliver	GBR	11	4	-	13	19	-	-	36
23	223	Martin Muller	CHE	Muller, Michael	CHE	24	-	-	9	-	16	12	37
24	236	Kosmic Racing Dep.	ITA	Backman, Jessica	SWE	25	12	18	-	-	7	-	37
25	242	Ksm Racing Team	DEU	Lirim, Zendeli	DEU	28	-	-	16	-	11	10	37
26	240	Mad-Croc Karting	ITA	Peltola, Olli	FIN	29	14	10	-	-	13	-	37
27	235	Crg Keijzer Racing	NLD	Solheim, Lars	NOR	36	-	-	10	-	14	13	37
28	232	Strakka Bhaitech	SWE	Pasma, Patrik	FIN	34	-	12	-	9	-	19	40
29	202	Ward Racing	SWE	Nerman, Hugo	DNK	35	19	-	11	10	-	-	40
30	206	Wichmand Bjorn	DNK	Wichmand, Amalie	DNK	22	-	13	-	14	-	15	42
31	241	M.M. Kart Racing	LUX	Reicher, Simon	AUT	37	16	14	-	-	12	-	42
32	212	Energy Corse Srl	ITA	Baciuska, Rokas	LIT	38	-	16	-	12	-	14	42
33	211	C.R.G. Spa	ITA	Tillet, Archie	GBR	31	18	-	8	18	-	-	44
34	216	Birel Art	ITA	Waters, Matthew	AUS	33	15	15	-	-	15	-	45
35	205	Ward Racing	SWE	Johnsen, Sindre	NOR	32	-	-	18	-	18	11	47
36	246	IM-Racing Motorsport	DEU	Judek, Jonathan	DEU	39	22	-	17	8	-	-	47
37	219	Birel Art	ITA	McLellan, Liam	AUS	16	-	-	15	-	17	17	49
38	218	Birel Art	ITA	Loeskow, Troy	AUS	10	-	19	-	15	-	18	52
39	237	Mad-Croc Karting	ITA	Viiliainen, Ville	FIN	30	-	20	-	22	-	16	58





KF
KF Qualifying Heats B-D
 Risultati

Rnk	N°	Entrant	Nat	Driver	Nat	Material	Time	Laps	Best Lap	Gap	Sector 1	Sector 2	Sector 3	Penalty	Points	
1	▲2	222	Kosmic Racing Dep.	ITA	Basz, Karol	POL	Kosmic / Vortex / Bridgestone	11:36.623	15	45.775		13.537	15.470	16.768	0	
2	▲5	224	Ricky Flynn Motorsport	GBR	Fewtrell, Max	GBR	Fa Alonso / Vortex / Bridgesto	11:36.877	15	45.586	0.254	13.532	15.374	16.680	2	
3	▼2	201	Ward Racing	SWE	Vartanyan, Alexander	RUS	Tony Kart / Vortex / Bridgesto	11:38.457	15	45.637	1.834	13.560	15.402	16.675	3	
4	=	244	CRG Keijzer Racing	NLD	Van Leeuwen, Martijr	NLD	Crg / Tm / Bridgestone	11:48.479	15	45.872	11.856	13.698	15.416	16.758	4	
5	▲5	243	Foco Racing Team	ITA	Cunati, Simone	ITA	Kosmic / Tm / Bridgestone	11:50.811	15	45.728	14.188	13.424	15.557	16.747	5	
6	▼4	207	Pm-Racing	DEU	Chaimongkol, Sasakor	THA	Kosmic / Tm / Bridgestone	11:54.994	15	46.461	18.371	13.921	15.575	16.965	6	
7	▲6	239	Dpk Racing	ESP	Russo, Guillermo	ESP	Croc Promotion / Tm / Bridgesto	11:55.750	15	46.276	19.127	13.744	15.560	16.972	7	
8	▼2	225	Speedkart	POL	Szysko, Szymon	POL	Kosmic / Vortex / Bridgestone	11:56.090	15	46.406	19.467	13.706	15.638	17.062	8	
9	=	231	Strakka Bhaitech	SWE	Lessennes, Benjamin	BEL	Zanardi / Parilla / Bridgestone	11:56.243	15	46.164	19.620	13.701	15.545	16.918	9	
10	▲4	242	Ksm Racing Team	DEU	Lirim, Zendeli	DEU	Tony Kart / Vortex / Bridgesto	11:56.534	15	46.364	19.911	13.728	15.645	16.991	10	
11	▲5	205	Ward Racing	SWE	Johnsen, Sindre	NOR	Tony Kart / Vortex / Bridgesto	11:56.975	15	46.298	20.352	13.651	15.640	17.007	11	
12	=	223	Martin Muller	CHE	Muller, Michael	CHE	Energy / Tm / Bridgestone	11:57.376	15	46.070	20.753	13.551	15.594	16.925	12	
13	▲5	235	Crg Keijzer Racing	NLD	Solheim, Lars	NOR	Crg / Tm / Bridgestone	11:57.601	15	46.302	20.978	13.717	15.690	16.895	13	
14	▲5	212	Energy Corse Srl	ITA	Baciuska, Rokas	LTU	Energy / Tm / Bridgestone	11:58.038	15	46.089	21.415	13.612	15.598	16.879	14	
15	▼4	206	Wichmand Bjorn	DNK	Wichmand, Amalie	DNK	Tony Kart / Vortex / Bridgesto	11:59.057	15	46.117	22.434	13.532	15.600	16.985	15	
16	▼1	237	Mad-Croc Karting	ITA	Viiilainen, Ville	FIN	Croc Promotion / Tm / Bridgesto	11:56.652	15	46.111	50.029	13.629	15.514	16.968	+30.000	16
17	▼9	219	Birel Art	ITA	Mclellan, Liam	AUS	Ricciardo / Parilla / Bridgestor	11:57.317	15	46.243	50.694	13.649	15.690	16.904	+30.000	17
18	▼13	218	Birel Art	ITA	Loeskow, Troy	AUS	Ricciardo / Parilla / Bridgestor	11:45.543	14	45.955	1 Lap	13.585	15.540	16.830		18
19	▼2	232	Strakka Bhaitech	SWE	Pasma, Patrik	FIN	Zanardi / Parilla / Bridgestone	8:51.968	11	46.473	4 Laps	13.703	15.720	17.050		19

N°237 Viiilainen, Ville : Penalità di 30" al concorrente n°237 per la decisione n°67 dei CCSS.

N°219 Mclellan, Liam : Penalità di 30" al concorrente n°219 per la decisione n°67 dei CCSS.

Start Time : 21/02 - 16:55:24
 Weather : Cloudy Air : 5°C Track : Drying

Leaders : N°222 Basz, Karol (1-15)
 Best Lap : N°224 Fewtrell, Max 45.586 79,76 Kph
 Event Record : N°220 Nielsen, Nicklas 44.437 81,82 Kph





KF
KF Qualifying Heats B-D
 Lap Chart

For information purposes. No official / regulatory value

	1	2	3	4	5	6	7	8	9	10	11	12	13	14	15	16	17	18	19
Grid	201	207	222	244	218	225	224	219	231	243	206	223	239	242	237	205	232	235	212
Start	201	222	218	207	224	244	225	219	231	206	243	223	239	237	242	205	235	232	212
Lap 1	222	201	224	207	244	225	219	218	231	239	243	206	223	237	242	235	212	232	205
Interval		1.2	0.1	1.1	0.0	0.6	0.1	0.0	0.1	0.1	0.5	0.6	0.0	0.2	0.2	0.4	0.5	0.6	0.3
Lap 2	222	224	201	207	244	225	219	218	231	243	239	223	237	242	235	212	206	205	232
		1.8	0.5	1.7	0.0	0.1	0.4	0.2	0.1	0.4	0.0	0.9	0.5	0.2	0.6	0.3	0.9	0.0	0.0
Lap 3	222	224	201	207	244	225	219	218	231	243	239	223	237	242	235	212	205	232	206
		2.0	0.8	2.8	0.1	0.2	0.1	0.1	0.7	0.1	0.0	0.1	0.8	0.1	0.8	0.8	0.7	1.1	0.3
Lap 4	222	224	201	207	244	225	219	218	231	243	223	239	237	242	235	212	205	232	206
		1.8	1.3	4.1	0.0	0.1	0.0	0.1	0.1	0.1	0.4	0.0	0.2	0.2	1.1	0.9	0.5	1.1	1.2
Lap 5	222	224	201	207	244	225	243	219	231	223	239	237	242	218	235	212	205	232	206
		1.7	1.6	5.2	0.2	0.3	0.3	0.0	0.1	0.0	0.6	0.8	0.1	0.0	0.1	0.4	0.2	1.3	1.6
Lap 6	222	224	201	207	244	225	243	219	223	239	237	231	242	235	212	205	232	206	218
		1.6	1.6	6.5	0.1	0.2	0.1	0.6	0.6	0.0	0.3	0.1	0.0	0.6	0.2	0.1	0.8	1.8	36.2
Lap 7	222	224	201	244	207	225	243	223	219	239	242	231	237	212	235	205	232	206	218
		1.4	1.6	7.4	0.4	0.2	0.2	0.9	0.1	0.1	0.1	0.2	0.2	0.5	0.2	0.1	0.2	2.0	36.5
Lap 8	222	224	201	244	207	225	243	223	239	242	231	219	212	237	205	235	232	206	218
		1.3	1.6	7.8	0.5	0.4	0.0	0.7	0.7	0.2	0.7	0.1	0.3	0.1	0.1	0.1	0.2	2.0	35.9
Lap 9	222	224	201	244	207	225	243	223	239	242	231	212	205	219	237	235	232	206	218
		1.1	1.5	8.4	1.0	0.2	0.2	0.2	0.8	0.2	0.5	0.9	0.3	0.1	0.1	0.3	0.2	2.0	35.1
Lap 10	222	224	201	244	207	243	239	225	242	231	223	205	237	212	219	235	232	206	218
		1.1	1.6	8.5	2.1	0.2	0.7	0.2	0.1	0.2	1.0	0.2	0.8	0.3	0.2	0.1	0.1	2.3	33.8
Lap 11	222	224	201	244	243	207	239	225	242	231	205	237	223	212	219	235	232	206	218
		1.0	1.5	8.7	3.1	0.1	0.0	0.5	0.2	0.0	1.3	0.5	0.0	0.3	0.4	0.1	0.2	2.2	33.2
Lap 12	222	224	201	244	243	207	239	225	231	242	205	237	223	212	219	235	206	218	
		0.9	1.3	9.2	2.8	0.9	0.1	0.2	0.3	0.1	1.0	0.4	0.3	0.3	0.4	0.1	2.4	33.1	
Lap 13	222	224	201	244	243	207	239	225	231	242	237	205	223	212	219	235	206	218	
		0.6	1.4	9.4	2.7	1.8	0.1	0.4	0.1	0.2	0.7	0.0	0.1	0.3	0.5	0.2	2.4	32.7	
Lap 14	222	224	201	244	243	207	239	225	231	242	237	205	223	219	235	212	206	218	
		0.4	1.5	9.6	2.6	3.0	0.0	0.2	0.2	0.1	0.2	0.5	0.1	0.6	0.5	0.2	1.6	32.6	
Lap 15	222	224	201	244	243	207	239	225	231	242	237	205	219	223	235	212	206		
		0.2	1.5	10.0	2.3	4.1	0.7	0.3	0.1	0.2	0.1	0.3	0.3	0.0	0.2	0.4	1.0		



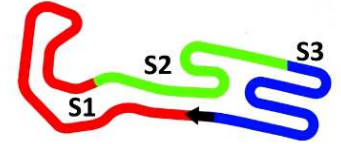


KF
KF Qualifying Heats B-D
 Analysis

For information purposes. No official / regulatory value

Laps	Sector 1	Sector 2	Sector 3	Lap Time	Laps	Sector 1	Sector 2	Sector 3	Lap Time	Laps	Sector 1	Sector 2	Sector 3	Lap Time
N°201 Vartanyan, Alexander					4	14.432	16.042	17.511	47.985	8	13.791	15.892	17.493	47.176
1	15.749	16.510	17.646	49.905	5	14.042	15.919	17.260	47.221	9	13.895	15.573	17.098	46.566
2	14.319	16.296	17.340	47.955	6	13.897	15.810	17.086	46.793	10	13.821	16.148	17.908	47.877
3	14.088	15.809	17.070	46.967	7	13.767	15.722	17.188	46.677	11	13.792	15.620	16.985	46.397
4	13.946	15.620	17.032	46.598	8	14.143	15.898	17.285	47.326	12	13.826	15.653	16.910	46.389
5	13.838	15.615	16.865	46.318	9	14.123	15.797	17.183	47.103	13	13.612	15.598	16.879	46.089
6	13.711	15.508	16.775	45.994	10	13.708	15.861	17.834	47.403	14	13.931	16.744	17.042	47.717
7	13.644	15.520	16.787	45.951	11	13.867	15.703	17.045	46.615	15	13.983	15.795	16.980	46.758
8	13.623	15.494	16.740	45.857	12	13.727	15.585	16.967	46.279	N°218 Loeskow, Troy				
9	13.615	15.495	16.707	45.817	13	13.715	15.592	16.994	46.301	1	15.795	16.373	19.834	52.002
10	13.651	15.630	16.712	45.993	14	13.587	15.540	17.003	46.130	2	14.689	16.079	17.550	48.318
11	13.613	15.485	16.686	45.784	15	13.532	15.600	16.985	46.117	3	14.319	16.127	17.406	47.852
12	13.560	15.402	16.675	45.637	N°207 Chaimongkol, Sasakorn					4	14.150	15.899	17.660	47.709
13	13.534	15.473	16.664	45.671	1	16.024	16.739	18.153	50.916	5	14.313	17.102	18.385	49.800
14	13.560	15.420	16.704	45.684	2	14.609	15.995	17.755	48.359	6			17.527	1:26.781
15	13.482	15.523	16.658	45.663	3	14.522	16.002	17.516	48.040	7	13.959	15.840	17.176	46.975
N°205 Johnsen, Sindre					4	14.037	15.866	18.006	47.909	8	13.729	15.864	17.133	46.726
1	17.341	18.572	18.330	54.243	5	14.119	15.818	17.471	47.408	9	13.614	15.767	16.892	46.273
2	14.779	16.430	17.649	48.858	6	14.043	15.739	17.531	47.313	10	13.562	15.735	16.825	46.122
3	14.415	16.076	17.345	47.836	7	14.528	15.751	17.001	47.280	11	13.613	15.614	16.814	46.041
4	14.054	15.824	17.226	47.104	8	13.921	15.575	16.965	46.461	12	13.624	15.643	16.857	46.124
5	13.804	15.819	17.045	46.668	9	13.893	15.655	17.236	46.784	13	13.509	15.610	16.859	45.978
6	14.003	15.869	17.064	46.936	10	13.913	16.249	17.064	47.226	14	13.585	15.540	16.830	45.955
7	13.892	16.103	17.117	47.112	11	13.904	15.663	17.608	47.175	N°219 Mclellan, Liam				
8	13.834	15.907	17.411	47.152	12	13.819	15.600	17.282	46.701	1	16.385	16.662	18.445	51.492
9	13.844	15.602	17.149	46.595	13	13.946	15.601	17.036	46.583	2	14.519	16.181	17.479	48.179
10	13.651	15.640	17.007	46.298	14	13.850	15.694	17.466	47.010	3	14.328	16.120	17.455	47.903
11	13.862	15.689	17.064	46.615	15	14.394	15.568	16.883	46.845	4	14.125	15.979	17.592	47.696
12	13.685	15.679	16.972	46.336	N°212 Baciуска, Rokas					5	14.247	16.008	17.733	47.988
13	13.674	15.613	17.309	46.596	1	16.830	17.249	18.245	52.324	6	14.112	15.945	17.472	47.529
14	13.991	15.730	16.910	46.631	2	14.637	16.454	17.752	48.843	7	13.964	15.991	17.794	47.749
15	14.098	15.888	17.335	47.321	3	14.305	16.229	17.586	48.120	8	13.865	16.535	17.636	48.036
N°206 Wichmand, Amalie					4	14.025	15.920	17.378	47.323	9	13.863	15.765	17.847	47.475
1	16.868	17.357	18.570	52.795	5	13.955	15.815	17.172	46.942	10	13.710	15.905	17.983	47.598
2	14.827	18.606	17.957	51.390	6	14.066	15.791	17.163	47.020	11	13.717	15.758	17.083	46.558
3	15.058	16.392	17.937	49.387	7	13.922	15.893	17.092	46.907	12	13.624	15.778	16.994	46.396





KF
KF Qualifying Heats B-D
 Analysis

For information purposes. No official / regulatory value

Laps	Sector 1	Sector 2	Sector 3	Lap Time	Laps	Sector 1	Sector 2	Sector 3	Lap Time	Laps	Sector 1	Sector 2	Sector 3	Lap Time
13	13.649	15.690	16.904	46.243	N°224 Fewtrell, Max					4	14.008	15.904	17.231	47.143
14	13.564	15.765	17.021	46.350	1	15.735	16.494	17.417	49.646	5	14.625	15.906	17.314	47.845
15	13.615	15.878	17.324	46.817	2	14.312	15.770	17.151	47.233	6	14.110	15.900	18.409	48.419
N°222 Basz, Karol					3	14.041	15.636	16.970	46.647	7	14.336	15.776	17.017	47.129
1	15.433	15.950	17.226	48.609	4	13.766	15.547	16.856	46.169	8	13.908	16.106	17.414	47.428
2	14.122	15.648	17.036	46.806	5	13.654	15.485	16.850	45.989	9	13.701	15.545	16.918	46.164
3	13.819	15.680	16.928	46.427	6	13.636	15.397	16.983	46.016	10	13.598	15.507	17.245	46.350
4	13.817	15.605	16.890	46.312	7	13.595	15.505	16.798	45.898	11	13.764	15.704	17.079	46.547
5	13.741	15.595	16.808	46.144	8	13.581	15.477	16.825	45.883	12	13.806	15.643	16.946	46.395
6	13.672	15.621	16.794	46.087	9	13.647	15.521	16.761	45.929	13	13.763	15.763	17.202	46.728
7	13.624	15.640	16.823	46.087	10	13.606	15.556	16.767	45.929	14	13.766	15.641	17.347	46.754
8	13.601	15.602	16.790	45.993	11	13.571	15.564	16.734	45.869	15	14.574	15.756	17.245	47.575
9	13.703	15.584	16.839	46.126	12	13.597	15.469	16.733	45.799	N°232 Pasma, Patrik				
10	13.586	15.615	16.760	45.961	13	13.623	15.365	16.635	45.623	1	17.169	17.706	18.318	53.193
11	13.554	15.596	16.803	45.953	14	13.532	15.374	16.680	45.586	2	14.783	16.521	17.971	49.275
12	13.615	15.504	16.807	45.926	15	13.574	15.369	16.649	45.592	3	15.022	16.298	17.537	48.857
13	13.592	15.534	16.757	45.883	N°225 Szyszko, Szymon					4	14.053	15.846	17.244	47.143
14	13.537	15.470	16.768	45.775	1	16.247	16.705	18.462	51.414	5	13.877	15.737	17.198	46.812
15	13.542	15.436	16.824	45.802	2	14.433	16.004	17.441	47.878	6	13.774	15.693	17.062	46.529
N°223 Muller, Michael					3	14.565	16.052	17.539	48.156	7	13.703	15.720	17.050	46.473
1	17.155	17.033	18.315	52.503	4	14.079	15.925	17.781	47.785	8	14.091	15.833	17.402	47.326
2	14.908	16.272	17.344	48.524	5	14.162	15.939	17.577	47.678	9	13.933	15.999	17.170	47.102
3	14.006	15.798	17.404	47.208	6	13.900	15.774	17.462	47.136	10	13.812	16.068	17.242	47.122
4	14.324	15.961	17.207	47.492	7	14.295	15.910	16.979	47.184	11	13.892	15.769	17.071	46.732
5	14.083	15.936	17.231	47.250	8	13.818	15.706	17.086	46.610	N°235 Solheim, Lars				
6	14.202	15.904	17.767	47.873	9	13.722	15.632	17.248	46.602	1	17.054	17.065	18.068	52.187
7	13.716	15.785	17.452	46.953	10	13.818	16.566	17.805	48.189	2	14.808	16.678	17.537	49.023
8	13.605	15.739	16.941	46.285	11	13.762	15.706	17.119	46.587	3	14.242	16.100	17.322	47.664
9	13.556	15.730	16.947	46.233	12	13.706	15.638	17.062	46.406	4	14.056	16.023	17.161	47.240
10	13.723	15.956	19.395	49.074	13	13.918	15.783	17.200	46.901	5	13.879	16.043	17.490	47.412
11	14.319	15.846	17.331	47.496	14	13.761	15.644	17.241	46.646	6	14.319	15.792	17.108	47.219
12	13.815	15.726	16.834	46.375	15	14.508	15.835	17.329	47.672	7	14.061	16.177	17.138	47.376
13	13.551	15.594	16.925	46.070	N°231 Lessennes, Benjamin					8	13.798	15.906	17.770	47.474
14	13.954	15.795	16.892	46.641	1	16.666	16.681	18.330	51.677	9	13.837	16.210	17.106	47.153
15	14.036	16.218	17.273	47.527	2	15.001	15.923	17.436	48.360	10	13.696	15.776	17.702	47.174
					3	14.288	16.183	17.908	48.379	11	13.844	15.753	17.011	46.608



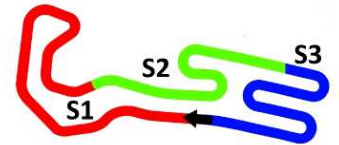


KF
KF Qualifying Heats B-D
 Analysis

For information purposes. No official / regulatory value

Laps	Sector 1	Sector 2	Sector 3	Lap Time	Laps	Sector 1	Sector 2	Sector 3	Lap Time	Laps	Sector 1	Sector 2	Sector 3	Lap Time
12	13.715	15.739	16.958	46.412	N°242 Lirim, Zendeli					4	14.084	15.825	17.950	47.859
13	13.717	15.690	16.895	46.302	1	17.162	17.018	18.363	52.543	5	14.185	15.884	17.478	47.547
14	13.656	16.009	16.987	46.652	2	14.778	16.500	17.546	48.824	6	13.941	15.822	17.452	47.215
15	13.674	15.779	17.103	46.556	3	14.183	15.991	17.213	47.387	7	14.174	15.656	16.908	46.738
N°237 Viiliainen, Ville					4	13.942	15.814	17.261	47.017	8	13.845	15.571	16.893	46.309
1	16.980	16.980	18.408	52.368	5	14.137	16.458	17.825	48.420	9	13.871	15.596	16.892	46.359
2	14.829	16.428	17.545	48.802	6	14.140	15.662	16.906	46.708	10	13.798	15.485	16.826	46.109
3	14.259	15.906	17.306	47.471	7	14.042	15.732	17.042	46.816	11	13.732	15.513	16.792	46.037
4	13.874	15.826	17.263	46.963	8	13.965	15.903	17.004	46.872	12	13.790	15.534	16.781	46.105
5	14.157	16.476	17.833	48.466	9	13.728	15.645	16.991	46.364	13	13.620	15.515	16.753	45.888
6	13.797	15.661	17.234	46.692	10	13.676	15.689	17.341	46.706	14	13.698	15.416	16.758	45.872
7	14.654	15.875	16.921	47.450	11	13.819	15.673	17.198	46.690	15	13.633	15.539	16.844	46.016
8	13.886	16.120	17.894	47.900	12	13.709	15.620	17.323	46.652	N°243 Cunati, Simone				
9	13.875	16.011	17.233	47.119	13	13.783	15.777	17.223	46.783	1	17.106	16.792	18.172	52.070
10	13.748	15.776	17.307	46.831	14	13.729	15.676	17.228	46.633	2	14.745	16.089	17.318	48.152
11	13.753	15.564	17.006	46.323	15	14.615	15.856	17.275	47.746	3	14.121	16.035	17.907	48.063
12	13.650	15.669	16.824	46.143	N°244 Van Leeuwen, Martijn					4	14.222	15.806	17.159	47.187
13	13.629	15.514	16.968	46.111	1	16.151	16.665	18.075	50.891	5	14.245	15.794	17.360	47.399
14	13.561	15.608	16.958	46.127	2	14.818	15.951	17.613	48.382	6	13.775	15.777	17.377	46.929
15	14.583	15.824	17.175	47.582	3	14.560	16.012	17.509	48.081	7	14.262	16.051	16.968	47.281
N°239 Russo, Guillermo					4	14.222	15.806	17.159	47.187	8	13.816	15.708	16.948	46.472
1	16.611	16.643	18.026	51.280	5	14.245	15.794	17.360	47.399	9	13.771	15.770	17.177	46.718
2	15.107	15.969	17.632	48.708	6	13.775	15.777	17.377	46.929	10	13.827	16.054	17.168	47.049
3	14.300	16.088	17.703	48.091	7	14.262	16.051	16.968	47.281	11	13.783	15.736	17.264	46.783
4	14.283	15.915	17.480	47.678	8	13.816	15.708	16.948	46.472	12	13.520	15.588	16.739	45.847
5	14.241	16.348	17.233	47.822	9	13.771	15.770	17.177	46.718	13	13.424	15.557	16.747	45.728
6	13.842	15.858	17.538	47.238	10	13.827	16.054	17.168	47.049	14	13.404	15.616	16.738	45.758
7	13.955	15.760	17.507	47.222	11	13.783	15.736	17.264	46.783	15	13.412	15.608	16.725	45.745
8	13.896	15.899	16.967	46.762	12	13.520	15.588	16.739	45.847	N°243 Cunati, Simone				
9	13.763	15.622	16.972	46.357	13	13.424	15.557	16.747	45.728	1	17.106	16.792	18.172	52.070
10	13.728	15.657	17.190	46.575	14	13.404	15.616	16.738	45.758	2	14.745	16.089	17.318	48.152
11	13.744	15.560	16.972	46.276	15	13.412	15.608	16.725	45.745	3	14.121	16.035	17.907	48.063
12	13.884	15.619	17.228	46.731	N°244 Van Leeuwen, Martijn					4	14.222	15.806	17.159	47.187
13	13.985	15.674	16.959	46.618	1	16.151	16.665	18.075	50.891	5	14.245	15.794	17.360	47.399
14	13.861	15.633	17.429	46.923	2	14.818	15.951	17.613	48.382	6	13.775	15.777	17.377	46.929
15	14.548	15.765	17.239	47.552	3	14.560	16.012	17.509	48.081	7	14.262	16.051	16.968	47.281





KF
KF Qualifying Heats B-D
Starting Grid

			10	212 Rokas Baciуска, Energy / Tm / Bridgestone		46.006
235 Lars Solheim, Crg / Tm / Bridgestone		45.248	9	232 Patrik Pasma, Zanardi / Parilla / Bridgestone		45.162
205 Sindre Johnsen, Tony Kart / Vortex / Bridgestone		45.141	8	237 Ville Viliainen, Croc Promotion / Tm / Bridgestone		45.095
242 Zendeli Lirim, Tony Kart / Vortex / Bridgestone		44.995	7	239 Guillermo Russo, Croc Promotion / Tm / Bridgestone		44.979
223 Michael Muller, Energy / Tm / Bridgestone		44.970	6	206 Amalie Wichmand, Tony Kart / Vortex / Bridgestone		44.937
243 Simone Cunati, Kosmic / Tm / Bridgestone		44.876	5	231 Benjamin Lessennes, Zanardi / Parilla / Bridgestone		44.860
219 Liam Mclellan, Ricciardo / Parilla / Bridgestone		44.847	4	224 Max Fewtrell, Fa Alonso / Vortex / Bridgestone		44.831
225 Szymon Szyszko, Kosmic / Vortex / Bridgestone		44.786	3	218 Troy Loeskow, Ricciardo / Parilla / Bridgestone		44.762
244 Martijn Van Leeuwen, Crg / Tm / Bridgestone		44.732	2	222 Karol Basz, Kosmic / Vortex / Bridgestone		44.727
207 Sasakorn Chaimongkol, Kosmic / Tm / Bridgestone		44.691	1	201 Alexander Vartanyan, Tony Kart / Vortex / Bridgestone		44.576

POLE POSITION



Start : 21/02 - 16:15 15 Laps = 15,150 Km

20°WINTER CUP (ITA) 19-22/02/2015

FICr Mantova

Page 1 / 1

Apex Timing

Data processing and charts edit
provided by:



Scan this QR Code for livetiming



KF

Document 34.1 OFFICIAL

KF Qualifying Heats A-D

Resultati

Rnk	N°	Entrant	Nat	Driver	Nat	Material	Time	Laps	Best Lap	Gap	Sector 1	Sector 2	Sector 3	Points
1	220	Tony Kart Racing Team	ITA	Nielsen, Nicklas	DNK	Tony Kart / Vortex / Bridgestone	11:51.241	15	46.182		13.778	15.562	16.842	0
2	203	Pfi International Karting Ltd	GBR	Litchfield, Mark	GBR	Crg / Parilla / Bridgestone	11:56.663	15	46.731	5.422	13.961	15.647	17.123	2
3	208	C.R.G. Spa	ITA	Tiene, Felice	ITA	Crg / Parilla / Bridgestone	12:04.745	15	47.028	13.504	14.120	15.739	17.169	3
4	229	Tony Kart Racing Team	ITA	Armstrong, Marcus	GBR	Tony Kart / Vortex / Bridgestone	12:05.520	15	46.990	14.279	14.070	15.797	17.123	4
5	244	CRG Keijzer Racing	NLD	Van Leeuwen, Martijn	NLD	Crg / Tm / Bridgestone	12:05.738	15	46.940	14.497	14.262	15.641	17.037	5
6	238	Mad-Croc Karting	ITA	Haapalainen, Tuomas	FIN	Croc Promotion / Tm / Bridgestone	12:13.779	15	46.826	22.538	14.325	15.687	16.814	6
7	236	Kosmic Racing Dep.	ITA	Backman, Jessica	SWE	Kosmic / Vortex / Bridgestone	12:14.707	15	47.228	23.466	14.134	15.827	17.267	7
8	233	Scuderia Pcr Srl	ITA	Travisanutto, Lorenzo	ITA	Pcr / Tm / Bridgestone	12:15.911	15	47.129	24.670	13.959	15.864	17.306	8
9	207	Pm-Racing	DEU	Chaimongkol, Sasakorn	THA	Kosmic / Tm / Bridgestone	12:18.656	15	47.141	27.415	14.358	15.671	17.112	9
10	243	Foco Racing Team	ITA	Cunati, Simone	ITA	Kosmic / Tm / Bridgestone	12:18.689	15	46.636	27.448	13.823	15.735	17.078	10
11	242	Ksm Racing Team	DEU	Lirim, Zendeli	DEU	Tony Kart / Vortex / Bridgestone	12:22.569	15	47.573	31.328	14.189	15.948	17.436	11
12	241	M.M. Kart Racing	LUX	Reicher, Simon	ITA	Fa Kart / Vortex / Bridgestone	12:25.919	15	47.821	34.678	14.435	15.931	17.455	12
13	240	Mad-Croc Karting	ITA	Peltola, Olli	FIN	Croc Promotion / Tm / Bridgestone	12:27.200	15	47.557	35.959	14.484	15.958	17.115	13
14	235	Crg Keijzer Racing	NLD	Solheim, Lars	NOR	Crg / Tm / Bridgestone	12:28.030	15	48.196	36.789	14.595	16.173	17.428	14
15	216	Birel Art	ITA	Waters, Matthew	AUS	Ricciardo / Parilla / Bridgestone	12:38.283	15	48.647	47.042	14.873	16.237	17.537	15
16	223	Martin Muller	CHE	Muller, Michael	CHE	Energy / Tm / Bridgestone	11:55.858	14	47.601	1 Lap	14.325	16.009	17.267	16
17	219	Birel Art	ITA	McLellan, Liam	AUS	Ricciardo / Parilla / Bridgestone	11:59.893	14	48.224	1 Lap	14.583	16.187	17.454	17
18	205	Ward Racing	SWE	Johnsen, Sindre	NOR	Tony Kart / Vortex / Bridgestone	12:06.711	14	48.792	1 Lap	14.609	16.399	17.784	18
19	225	Speedkart	POL	Szyszko, Szymon	POL	Kosmic / Vortex / Bridgestone	1:46.755	2	50.655	13 Laps	15.140	17.335	18.180	19

Leaders : N°220 Nielsen, Nicklas (1-15)

Start Time : 21/02 - 14:38:56

Best Lap : N°220 Nielsen, Nicklas 46.182 78,73 Kph

Weather : Cloudy Air : 5°C Track : Drying

Event Record : N°220 Nielsen, Nicklas 44.437 81,82 Kph

20°WINTER CUP (ITA) 19-22/02/2015





KF
KF Qualifying Heats A-D
 Lap Chart

For information purposes. No official / regulatory value

	1	2	3	4	5	6	7	8	9	10	11	12	13	14	15	16	17	18	19
Grid	220	207	203	244	208	225	229	219	238	243	233	223	236	242	240	205	216	235	241
Start	220	203	207	208	244	229	225	219	243	238	233	236	240	223	216	242	205	241	235
Lap 1	220	208	229	244	203	207	225	243	238	233	219	240	236	242	205	235	216	241	223
Interval		1.4	0.4	0.4	0.1	0.7	0.2	0.1	0.5	0.7	0.4	0.2	0.3	0.6	0.1	0.2	0.6	2.1	3.2
Lap 2	220	208	229	203	244	225	207	238	240	219	233	236	242	205	235	216	243	241	223
Interval		2.6	0.3	0.2	0.7	2.3	0.1	0.0	0.8	0.0	0.5	0.0	1.2	0.6	0.0	0.8	0.4	0.4	9.5
Lap 3	220	208	229	203	244	207	238	240	219	236	233	235	242	216	243	241	205	223	
Interval		1.9	0.5	0.2	0.8	3.4	1.6	0.4	0.2	0.1	0.2	0.5	1.5	0.0	0.2	0.9	0.8	8.1	
Lap 4	220	203	229	208	244	207	238	240	219	233	235	236	242	216	243	241	205	223	
Interval		2.8	1.5	0.2	0.2	4.4	0.5	0.7	0.4	0.5	0.3	0.7	0.7	0.4	0.1	0.4	6.0	5.6	
Lap 5	220	203	229	208	244	207	238	240	219	233	236	235	243	242	241	216	205	223	
Interval		3.1	2.0	0.2	0.3	5.1	0.0	0.2	0.6	0.5	0.8	0.5	0.7	0.7	0.6	0.5	8.2	2.9	
Lap 6	220	203	208	244	229	240	233	238	236	207	235	243	242	241	216	219	205	223	
Interval		3.4	3.1	0.1	0.4	6.5	0.4	0.4	0.2	0.2	0.7	0.1	1.8	0.5	0.3	4.3	7.3	2.4	
Lap 7	220	203	229	208	244	240	233	238	236	207	243	235	242	241	216	219	205	223	
Interval		3.4	4.3	0.5	0.3	6.6	0.2	0.0	0.5	0.1	0.7	0.8	1.4	0.2	1.4	5.7	7.6	0.7	
Lap 8	220	203	229	208	244	233	238	236	207	235	243	240	242	241	216	219	205	223	
Interval		3.5	5.1	0.5	0.0	7.0	0.1	0.8	0.1	2.2	0.3	0.7	0.4	0.1	8.0	4.4	3.1	0.4	
Lap 9	220	203	208	244	229	233	238	236	207	235	243	240	242	241	216	219	205	223	
Interval		3.7	6.1	0.1	0.6	6.2	0.0	0.9	0.1	3.0	0.1	0.7	0.6	0.2	9.1	5.9	1.2	1.6	
Lap 10	220	203	208	244	229	238	233	236	207	235	243	240	242	241	216	219	223	205	
Interval		3.6	6.8	0.0	0.5	6.8	0.9	0.3	0.0	3.3	0.1	0.3	0.9	0.1	9.9	5.4	3.0	0.5	
Lap 11	220	203	208	244	229	238	236	207	233	243	240	241	242	235	216	219	223	205	
Interval		3.9	7.2	0.0	0.3	7.0	1.6	0.1	0.1	3.8	0.9	0.6	0.3	0.2	9.7	5.0	2.6	2.0	
Lap 12	220	203	208	244	229	238	236	233	207	243	240	242	235	241	216	219	223	205	
Interval		4.0	7.5	0.1	0.2	6.9	2.0	1.6	0.3	2.2	1.3	1.1	1.6	0.5	8.7	6.9	3.3	6.4	
Lap 13	220	203	208	244	229	238	236	233	207	243	242	240	241	235	216	219	223	205	
Interval		4.0	7.9	0.2	0.0	6.3	2.5	1.7	0.4	1.5	3.4	2.4	0.6	0.3	10.0	5.6	1.9	7.6	
Lap 14	220	203	208	244	229	238	236	233	207	243	242	241	235	240	216	223	219	205	
Interval		4.6	7.9	0.1	0.2	8.5	0.4	1.6	0.4	1.0	4.4	3.3	0.6	0.1	10.6	6.3	4.0	6.8	
Lap 15	220	203	208	229	244	238	236	233	207	243	242	241	240	235	216				
Interval		5.4	8.0	0.7	0.2	8.0	0.9	1.2	2.7	0.0	3.8	3.3	1.2	0.8	10.2				





KF
KF Qualifying Heats A-D
 Analysis

For information purposes. No official / regulatory value

Laps	Sector 1	Sector 2	Sector 3	Lap Time	Laps	Sector 1	Sector 2	Sector 3	Lap Time	Laps	Sector 1	Sector 2	Sector 3	Lap Time
N°203 Litchfield, Mark					5	15.035	16.146	17.840	49.021	9	15.228	16.501	17.803	49.532
1	17.533	16.603	18.046	52.182	6	14.971	16.088	19.744	50.803	10	15.018	16.282	17.639	48.939
2	15.180	16.023	17.477	48.680	7	14.764	16.101	17.301	48.166	11	14.873	16.237	17.537	48.647
3	14.540	16.221	17.734	48.495	8	14.624	16.134	17.275	48.033	12	14.767	16.185	17.743	48.695
4	14.405	15.865	17.381	47.651	9	14.381	15.993	17.125	47.499	13	16.289	16.300	17.724	50.313
5	14.435	15.795	17.377	47.607	10	14.459	16.023	17.509	47.991	14	15.103	16.273	17.578	48.954
6	14.099	15.653	17.274	47.026	11	14.426	15.848	17.387	47.661	15	14.945	16.241	17.588	48.774
7	14.031	15.716	17.256	47.003	12	14.843	15.878	18.217	48.938	N°219 Mclellan, Liam				
8	14.038	15.678	17.202	46.918	13	14.391	15.867	17.326	47.584	1	17.680	17.313	19.482	54.475
9	14.028	15.767	17.205	47.000	14	14.358	15.671	17.112	47.141	2	15.200	16.633	18.139	49.972
10	13.961	15.647	17.123	46.731	15	14.623	16.329	18.500	49.452	3	15.088	17.099	18.891	51.078
11	13.996	15.683	17.102	46.781	N°208 Tiene, Felice					4	14.990	16.484	17.626	49.100
12	13.960	15.636	17.148	46.744	1	16.199	16.666	18.150	51.015	5	14.583	16.187	17.454	48.224
13	14.119	15.832	17.067	47.018	2	15.307	16.215	17.626	49.148	6	23.406	16.683	17.758	57.847
14	14.285	15.685	17.064	47.034	3	14.733	16.076	17.472	48.281	7	14.612	17.270	18.808	50.690
15	14.084	15.799	17.040	46.923	4	16.524	16.203	17.513	50.240	8	17.071	18.584	18.319	53.974
N°205 Johnsen, Sindre					5	14.591	16.157	17.412	48.160	9	15.645	17.627	17.813	51.085
1	16.918	17.831	18.490	53.239	6	14.339	16.130	17.320	47.789	10	14.507	16.347	17.607	48.461
2	15.473	16.941	18.662	51.076	7	14.230	15.857	18.716	48.803	11	14.547	16.336	17.346	48.229
3	14.834	19.027	19.286	53.147	8	14.401	15.906	17.390	47.697	12	15.312	16.518	18.728	50.558
4	16.926	17.887	19.268	54.081	9	14.282	15.873	17.335	47.490	13	14.508	17.113	17.398	49.019
5	15.797	17.013	18.816	51.626	10	14.207	15.820	17.339	47.366	14	19.711	16.411	17.590	53.712
6	16.040	17.669	18.488	52.197	11	14.106	15.775	17.370	47.251	N°220 Nielsen, Nicklas				
7	15.001	16.941	19.060	51.002	12	14.078	15.747	17.209	47.034	1	15.587	16.471	17.704	49.762
8	14.892	16.730	17.848	49.470	13	14.315	15.862	17.249	47.426	2	14.633	16.048	17.337	48.018
9	14.420	16.965	17.835	49.220	14	14.120	15.739	17.169	47.028	3	14.420	17.185	17.387	48.992
10	15.891	16.748	18.156	50.795	15	14.071	15.729	17.236	47.036	4	14.351	15.966	17.243	47.560
11	14.359	16.216	18.668	49.243	N°216 Waters, Matthew					5	14.237	15.857	17.129	47.223
12	17.661	19.879	18.190	55.730	1	16.679	19.496	18.337	54.512	6	14.038	15.728	17.051	46.817
13	14.609	16.399	17.784	48.792	2	15.991	17.118	18.019	51.128	7	13.994	15.691	17.247	46.932
14	14.534	16.364	20.070	50.968	3	15.135	17.160	17.924	50.219	8	14.002	15.830	17.043	46.875
N°207 Chaimongkol, Sasakorn					4	15.304	16.456	17.627	49.387	9	13.972	15.741	17.087	46.800
1	17.692	16.999	18.261	52.952	5	16.067	16.406	17.639	50.112	10	13.904	15.843	17.002	46.749
2	16.158	16.770	18.201	51.129	6	14.792	16.400	17.544	48.736	11	13.912	15.622	17.032	46.566
3	15.511	16.472	17.617	49.600	7	14.471	16.125	18.653	49.249	12	13.959	15.688	17.001	46.648
4	14.849	17.429	17.536	49.814	8	19.205	16.851	19.300	55.356	13	14.125	15.684	17.123	46.932





KF
KF Qualifying Heats A-D
 Analysis

For information purposes. No official / regulatory value

Laps	Sector 1	Sector 2	Sector 3	Lap Time	Laps	Sector 1	Sector 2	Sector 3	Lap Time	Laps	Sector 1	Sector 2	Sector 3	Lap Time
14	13.890	15.644	16.915	46.449	N°233 Travisanutto, Lorenzo					4	16.768	16.216	17.632	50.616
15	13.778	15.562	16.842	46.182	1	16.987	17.624	18.264	52.875	5	14.465	16.046	17.503	48.014
N°223 Muller, Michael					2	15.301	16.617	19.008	50.926	6	14.335	15.925	17.906	48.166
1	16.705	23.724	19.688	1:00.117	3	15.079	17.715	18.115	50.909	7	14.675	16.119	17.474	48.268
2	16.311	21.260	18.543	56.114	4	14.935	16.582	17.716	49.233	8	14.665	15.994	17.419	48.078
3	15.078	16.879	17.943	49.900	5	14.326	16.395	17.536	48.257	9	14.272	15.891	17.348	47.511
4	16.947	16.981	17.704	51.632	6	14.377	16.371	17.599	48.347	10	14.393	16.072	17.558	48.023
5	14.748	16.569	17.625	48.942	7	14.407	16.159	17.879	48.445	11	14.247	15.886	17.426	47.559
6	16.999	16.718	17.972	51.689	8	14.341	15.915	17.308	47.564	12	14.134	15.827	17.267	47.228
7	15.028	16.411	17.879	49.318	9	14.086	15.873	17.530	47.489	13	14.158	15.809	17.338	47.305
8	14.757	16.872	17.550	49.179	10	15.222	16.162	17.329	48.713	14	14.144	15.858	17.301	47.303
9	15.746	16.261	18.342	50.349	11	14.170	15.938	18.213	48.321	15	14.377	15.855	17.294	47.526
10	14.670	16.329	17.608	48.607	12	14.397	16.062	17.985	48.444	N°238 Haapalainen, Tuomas				
11	14.390	16.058	17.351	47.799	13	14.146	16.061	17.234	47.441	1	17.244	17.300	18.080	52.624
12	17.357	16.216	17.743	51.316	14	14.077	15.826	17.259	47.162	2	15.486	16.697	18.072	50.255
13	14.325	16.009	17.267	47.601	15	13.959	15.864	17.306	47.129	3	16.590	17.019	17.635	51.244
14	14.479	15.967	17.285	47.731	N°235 Solheim, Lars					4	15.094	16.325	17.206	48.625
N°225 Szyszko, Szymon					1	16.547	18.051	18.327	52.925	5	14.796	16.207	17.562	48.565
1	17.584	17.077	18.313	52.974	2	16.067	16.816	18.013	50.896	6	15.096	16.263	18.858	50.217
2	15.140	17.335	18.180	50.655	3	15.206	16.451	17.802	49.459	7	14.710	15.902	17.385	47.997
N°229 Armstrong, Marcus					4	14.852	16.497	17.621	48.970	8	14.866	15.859	17.034	47.759
1	16.376	16.859	18.134	51.369	5	14.323	17.248	17.788	49.359	9	14.481	15.789	17.101	47.371
2	15.155	16.265	17.612	49.032	6	14.679	16.387	17.554	48.620	10	14.893	15.882	16.960	47.735
3	14.585	16.205	17.696	48.486	7	14.360	17.151	17.577	49.088	11	14.484	15.806	16.893	47.183
4	15.444	16.286	17.754	49.484	8	14.910	16.238	17.524	48.672	12	14.353	15.660	16.817	46.830
5	14.597	16.009	17.514	48.120	9	14.516	16.213	17.560	48.289	13	14.325	15.687	16.814	46.826
6	14.218	15.834	18.579	48.631	10	14.555	16.218	17.529	48.302	14	14.758	17.369	17.227	49.354
7	14.451	15.874	17.326	47.651	11	15.305	16.226	18.993	50.524	15	14.438	15.750	16.884	47.072
8	14.224	15.695	17.813	47.732	12	14.518	17.076	17.562	49.156	N°240 Peltola, Olli				
9	14.416	16.932	17.473	48.821	13	15.721	16.323	17.517	49.561	1	17.174	17.926	18.201	53.301
10	14.201	15.782	17.231	47.214	14	14.595	16.173	17.428	48.196	2	15.283	16.535	17.906	49.724
11	14.121	15.733	17.151	47.005	15	14.455	16.044	18.830	49.329	3	15.320	17.534	17.976	50.830
12	14.070	15.797	17.123	46.990	N°236 Backman, Jessica					4	15.096	16.337	17.474	48.907
13	14.248	16.039	17.104	47.391	1	17.042	17.657	19.101	53.800	5	14.688	16.094	17.262	48.044
14	14.331	15.716	17.078	47.125	2	15.270	16.609	18.069	49.948	6	15.067	16.313	17.693	49.073
15	14.027	16.100	17.251	47.378	3	15.345	17.031	18.219	50.595	7	14.586	15.949	18.123	48.658





KF
KF Qualifying Heats A-D
 Analysis

For information purposes. No official / regulatory value

Laps	Sector 1	Sector 2	Sector 3	Lap Time
8	18.258	16.582	17.504	52.344
9	14.851	16.067	17.210	48.128
10	14.821	15.968	17.173	47.962
11	15.119	15.989	17.599	48.707
12	14.484	15.958	17.115	47.557
13	17.831	16.336	17.264	51.431
14	16.046	16.072	17.224	49.342
15	14.494	15.964	17.866	48.324

Laps	Sector 1	Sector 2	Sector 3	Lap Time
12	14.242	15.909	17.640	47.791
13	14.397	15.928	17.428	47.753
14	14.189	15.948	17.436	47.573
15	14.275	16.140	17.533	47.948

N°243 Cunati, Simone

1	17.137	17.256	18.011	52.404
2	15.463	22.228	17.971	55.662
3	14.802	17.149	17.979	49.930
4	15.223	16.522	17.636	49.381
5	14.355	16.193	17.358	47.906
6	14.318	16.223	17.480	48.021
7	14.326	16.349	17.332	48.007
8	16.144	16.309	17.461	49.914
9	14.407	16.137	17.553	48.097
10	14.594	16.236	17.491	48.321
11	14.736	16.049	17.387	48.172
12	13.999	15.906	17.205	47.110
13	13.890	15.829	17.132	46.851
14	13.823	15.735	17.078	46.636
15	13.855	16.276	18.349	48.480

N°241 Reicher, Simon

1	20.793	16.929	18.256	55.978
2	15.368	16.621	17.848	49.837
3	14.764	17.449	18.210	50.423
4	14.693	16.517	17.686	48.896
5	15.158	16.108	17.666	48.932
6	14.668	16.725	17.559	48.952
7	14.552	16.106	17.534	48.192
8	14.587	16.531	17.616	48.734
9	14.649	16.205	17.515	48.369
10	14.300	16.249	17.608	48.157
11	14.387	16.381	17.502	48.270
12	16.390	16.292	17.609	50.291
13	14.583	16.596	17.514	48.693
14	14.435	15.931	17.455	47.821
15	14.415	15.968	17.529	47.912

N°244 Van Leeuwen, Martijn

1	17.139	16.602	18.171	51.912
2	15.689	16.372	17.495	49.556
3	15.128	16.131	17.349	48.608
4	15.089	16.315	17.434	48.838
5	14.602	16.414	17.301	48.317
6	14.489	15.924	17.151	47.564
7	14.304	15.856	18.840	49.000
8	14.429	15.772	17.207	47.408
9	14.427	15.864	17.315	47.606
10	14.189	15.857	17.207	47.253
11	14.319	15.698	17.234	47.251
12	14.192	15.776	17.133	47.101
13	14.304	15.944	17.276	47.524
14	14.262	15.641	17.037	46.940
15	14.146	16.488	17.244	47.878




















N°242 Lirim, Zendeli

1	16.931	17.506	18.735	53.172
2	15.574	16.828	18.242	50.644
3	16.560	16.840	18.330	51.730
4	14.956	16.366	17.660	48.982
5	14.563	16.959	17.814	49.336
6	15.106	16.291	17.702	49.099
7	14.433	16.019	18.038	48.490
8	14.553	16.559	17.665	48.777
9	14.592	16.202	17.481	48.275
10	14.345	16.203	17.724	48.272
11	14.361	16.739	17.632	48.732





KF
KF Qualifying Heats A-D
Starting Grid

			10	241 Simon Reicher, Fa Kart / Vortex / Bridgestone	 45.287
235	Lars Solheim, Crg / Tm / Bridgestone	 45.248	9	216 Matthew Waters, Ricciardo / Parilla / Bridgestone	 45.142
205	Sindre Johnsen, Tony Kart / Vortex / Bridgestone	 45.141	8	240 Olli Peltola, Croc Promotion / Tm / Bridgestone	 45.033
242	Zendeli Lirim, Tony Kart / Vortex / Bridgestone	 44.995	7	236 Jessica Backman, Kosmic / Vortex / Bridgestone	 44.973
223	Michael Muller, Energy / Tm / Bridgestone	 44.970	6	233 Lorenzo Travanutto, Pcr / Tm / Bridgestone	 44.899
243	Simone Cunati, Kosmic / Tm / Bridgestone	 44.876	5	238 Tuomas Haapalainen, Croc Promotion / Tm / Bridgestone	 44.852
219	Liam Mclellan, Ricciardo / Parilla / Bridgestone	 44.847	4	229 Marcus Armstrong, Tony Kart / Vortex / Bridgestone	 44.795
225	Szymon Szyszko, Kosmic / Vortex / Bridgestone	 44.786	3	208 Felice Tiene, Crg / Parilla / Bridgestone	 44.759
244	Martijn Van Leeuwen, Crg / Tm / Bridgestone	 44.732	2	203 Mark Litchfield, Crg / Parilla / Bridgestone	 44.723
207	Sasakorn Chaimongkol, Kosmic / Tm / Bridgestone	 44.691	1	220 Nicklas Nielsen, Tony Kart / Vortex / Bridgestone	 44.437

POLE POSITION




Start : 21/02 - 14:10 15 Laps = 15,150 Km

20°WINTER CUP (ITA) 19-22/02/2015

FICr Mantova

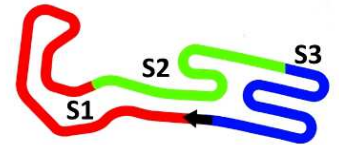
Page 1 / 1

Apex Timing 

Data processing and charts edit
provided by:



Scan this QR Code for livetiming



KF

Document 33.2 OFFICIAL

KF Qualifying Heats B-C

Resultati

Rnk	N°	Entrant	Nat	Driver	Nat	Material	Time	Laps	Best Lap	Gap	Sector 1	Sector 2	Sector 3	Penalty	Points
1	▲2	222 Kosmic Racing Dep.	ITA	Basz, Karol	POL	Kosmic / Vortex / Bridgestone	12:48.369	15	50.567		15.519	16.746	18.302		0
2	▲6	213 Energy Corse Srl	ITA	Correa, Juan	USA	Energy / Tm / Bridgestone	12:48.557	15	50.069	0.188	15.432	16.741	17.896		2
3	▼1	234 Birel Art	ITA	Barnicoat, Ben	GBR	Birel Art / Parilla / Bridgestone	12:59.681	15	51.015	11.312	15.601	17.086	18.328		3
4	▲10	209 C.R.G. Spa	ITA	Hiltbrand, Pedro	ESP	Crg / Parilla / Bridgestone	13:01.841	15	49.706	13.472	15.058	16.639	18.009		4
5	▲2	224 Ricky Flynn Motorsport	GBR	Fewtrell, Max	GBR	Fa Alonso / Vortex / Bridgesto	13:03.450	15	48.520	15.081	14.827	16.158	17.535		5
6	▲7	239 Dpk Racing	ESP	Russo, Guillermo	ESP	Croc Promotion / Tm / Bridges	13:16.588	15	49.814	28.219	15.032	16.466	18.316		6
7	▼3	210 C.R.G. Spa	ITA	Marcu, Dionisius	ROU	Crg / Parilla / Bridgestone	13:18.120	15	50.733	29.751	15.780	16.805	18.148		7
8	▲12	246 IM-Racing Motorsport	DEU	Judek, Jonathan	DEU	Fa Alonso / Tm / Bridgestone	13:19.406	15	50.006	31.037	15.162	16.878	17.966		8
9	▲8	232 Strakka Bhaitech	DEU	Pasma, Patrik	FIN	Zanardi / Parilla / Bridgestone	13:22.559	15	51.504	34.190	15.912	17.119	18.473		9
10	▲8	202 Ward Racing	SWE	Nerman, Hugo	SWE	Tony Kart / Vortex / Bridgesto	13:30.830	15	52.650	42.461	16.063	17.575	19.012		10
11	▲1	215 Team Komarov	RUS	Sitnikov, Nikita	RUS	Croc Promotion / Tm / Bridges	13:31.178	15	50.525	42.809	15.752	16.754	18.019		11
12	▲7	212 Energy Corse Srl	ITA	Baciuska, Rokas	LIT	Energy / Tm / Bridgestone	13:10.195	15	50.969	51.826	15.713	17.013	18.243	+30.000	12
13	▼4	231 Strakka Bhaitech	SWE	Lessennes, Benjamin	BEL	Zanardi / Parilla / Bridgestone	13:11.020	15	50.906	52.651	15.861	16.844	18.201	+30.000	13
14	▼3	206 Wichmand Bjorn	DNK	Wichmand, Amalie	DNK	Tony Kart / Vortex / Bridgesto	13:13.789	15	51.038	55.420	15.539	16.941	18.558	+30.000	14
15	▼10	218 Birel Art	ITA	Loeskow, Troy	AUS	Ricciardo / Parilla / Bridgesto	13:14.374	15	51.449	56.005	16.093	16.926	18.430	+30.000	15
16	▼15	201 Ward Racing	SWE	Vartanyan, Alexander	ITA	Tony Kart / Vortex / Bridgesto	13:19.582	14	49.266	1 Lap	15.264	16.402	17.600		16
17	▼7	230 Baby Race Srl	ITA	Lorandi, Leonardo	ITA	Tony Kart / Vortex / Bridgesto	11:00.274	12	52.559	3 Laps	16.565	17.417	18.577		17
18	▼2	211 C.R.G. Spa	ITA	Tillet, Archie	GBR	Crg / Parilla / Bridgestone	10:08.614	11	52.492	4 Laps	16.466	17.792	18.234		18
19	▼13	204 Pfi International Karting	GBR	Hodgeson, Oliver	GBR	Kosmic / Tm / Bridgestone	2:52.609	3	51.654	12 Laps	16.093	17.146	18.415		19

N°212 Baciuska, Rokas : Penalità di 30" al concorrente n°212 per la decisione n°58 dei CCSS.

N°231 Lessennes, Benjamin : Penalità di 30" al concorrente n°231 per la decisione n°58 dei CCSS.

N°206 Wichmand, Amalie : Penalità di 30" al concorrente n°206 per la decisione n°58 dei CCSS.

N°218 Loeskow, Troy : Penalità di 30" al concorrente n°218 per la decisione n°58 dei CCSS.

Not Classified

		237 Mad-Croc Karting	ITA	Viiliainen, Ville	FIN	Croc Promotion / Tm / Bridges	13:17.962		50.838	Excluded	15.778	16.894	18.166		22
--	--	----------------------	-----	--------------------------	-----	-------------------------------	-----------	--	--------	----------	--------	--------	--------	--	----

N°237 Viiliainen, Ville : Escluso dalla Classifica della Manche per Sottopeso. Decisione n°57 dei CCSS

Leaders : N°234 Barnicoat, Ben (1-1) / N°222 Basz, Karol (2-15)

Start Time : 21/02 - 14:16:05

Best Lap : N°224 Fewtrell, Max 48.520 74,93 Kph

Weather : Cloudy Air : 5°C Track : Drying

Event Record : N°220 Nielsen, Nicklas 44.437 81,82 Kph

20°WINTER CUP (ITA) 19-22/02/2015

Page 1 / 1

FICr Mantova

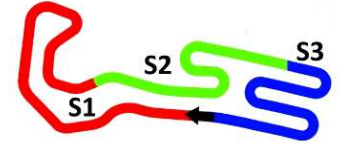
Apex Timing



Scan this QR Code for livetiming

Data processing and charts edit provided by:



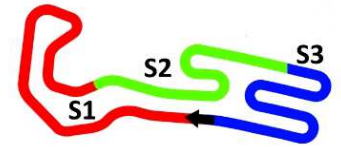


KF
KF Qualifying Heats B-C
 Lap Chart

For information purposes. No official / regulatory value

	1	2	3	4	5	6	7	8	9	10	11	12	13	14	15	16	17	18	19	20
Grid	201	234	222	210	218	204	224	213	231	230	206	215	239	209	237	211	232	202	212	246
Start	234	210	204	213	222	230	218	206	215	231	201	209	211	237	239	212	202	232	246	224
Lap 1 Interval	234	204 0.2	222 0.5	210 0.9	213 0.3	230 0.3	206 0.4	218 0.3	215 0.4	209 0.3	231 0.1	212 0.2	211 1.3	237 0.1	232 0.3	202 0.2	239 1.2	224 0.5	246 0.2	201 1:07
Lap 2	222	234 0.3	210 0.3	213 0.2	230 1.8	215 0.5	206 0.1	209 0.0	231 0.6	218 0.2	212 0.2	237 1.4	211 0.4	232 0.2	202 0.5	204 1.1	239 0.0	224 0.9	246 0.3	201 1:07
Lap 3	222	234 0.8	210 0.3	213 0.1	230 4.5	209 0.0	206 0.3	215 0.1	231 0.2	212 0.1	218 0.3	237 0.5	211 1.1	232 0.2	202 0.2	239 0.7	224 1.9	246 2.6	204 1.4	201 1:02
Lap 4	222	234 1.6	210 0.1	213 0.2	209 3.1	230 3.7	206 0.3	212 0.0	231 0.1	215 0.2	218 0.4	237 0.3	211 0.4	232 0.2	202 1.0	239 0.3	224 1.3	246 4.3	201 1:02	
Lap 5	222	234 2.7	210 0.1	213 0.2	209 1.2	230 8.3	212 0.1	231 0.2	218 0.1	206 0.5	215 0.1	237 0.3	211 0.2	232 0.5	239 0.1	202 0.4	224 0.7	246 5.1	201 1:01	
Lap 6	222	213 3.9	210 0.4	209 1.0	234 0.2	230 9.8	231 0.1	218 0.1	206 0.4	212 0.1	237 0.4	211 0.3	232 0.2	224 0.3	202 0.9	239 0.4	246 4.3	215 19.5	201 39.6	
Lap 7	222	213 3.0	209 1.8	210 0.3	234 1.6	230 12.0	231 0.2	218 0.0	206 0.4	212 0.0	211 0.3	237 0.2	224 0.4	232 0.1	202 0.5	239 0.0	246 4.1	215 16.8	201 40.0	
Lap 8	222	213 2.0	210 3.5	234 2.0	209 11.1	231 1.1	218 0.1	212 0.6	206 0.4	230 0.9	211 0.1	224 0.2	237 0.1	232 0.5	239 0.2	202 0.3	246 3.5	215 14.7	201 39.8	
Lap 9	222	213 1.3	234 8.1	209 8.6	231 2.4	212 0.5	218 0.4	206 0.2	224 0.7	230 2.2	237 0.1	211 0.1	232 0.2	239 0.4	202 0.4	210 0.0	246 2.1	215 13.4	201 40.5	
Lap 10	222	213 0.9	234 9.2	209 7.2	231 4.1	212 0.2	206 0.4	218 0.2	224 0.2	237 5.2	239 0.4	210 0.9	232 0.4	202 0.6	246 0.3	230 10.4	215 1.6	211 0.5	201 40.7	
Lap 11	222	213 0.9	234 9.7	209 6.0	231 5.1	212 0.1	224 0.3	206 0.7	218 0.1	237 5.9	210 0.6	239 0.4	232 1.2	246 1.3	202 0.0	230 10.1	215 0.9	211 1.1	201 42.3	
Lap 12	222	213 1.0	234 10.3	209 4.9	212 6.0	224 0.0	231 0.4	206 1.3	218 0.4	237 5.3	210 0.5	239 0.9	232 0.7	246 1.0	202 2.0	215 8.6	230 1.9	201 40.6		
Lap 13	222	213 0.9	234 11.0	209 3.9	224 5.0	212 2.2	231 0.3	206 1.6	218 0.2	237 5.2	210 0.1	239 0.2	246 2.2	232 0.0	202 6.7	215 4.1	201 41.1			
Lap 14	222	213 0.3	234 11.3	209 3.0	224 3.8	212 4.2	231 0.3	206 1.7	218 1.4	239 4.0	237 0.3	210 0.2	246 2.0	232 0.8	202 7.8	215 1.8	201 39.5			
Lap 15	222	213 0.1	234 11.1	209 2.1	224 1.6	212 6.7	231 0.8	206 2.7	218 0.5	239 2.2	237 1.3	210 0.1	246 1.2	232 3.1	202 8.2	215 0.3				



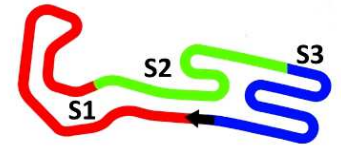


KF
KF Qualifying Heats B-C
 Analysis

For information purposes. No official / regulatory value

Laps	Sector 1	Sector 2	Sector 3	Lap Time	Laps	Sector 1	Sector 2	Sector 3	Lap Time	Laps	Sector 1	Sector 2	Sector 3	Lap Time
N°201 Vartanyan, Alexander					N°206 Wichmand, Amalie					N°211 Tillet, Archie				
1			20.221	2:06.738	1	16.969	17.689	18.873	53.531	4	15.781	17.214	18.427	51.422
2	16.952	17.491	19.192	53.635	2	16.243	17.748	19.165	53.156	5	15.915	17.211	18.500	51.626
3	16.457	17.288	18.845	52.590	3	16.682	17.512	19.187	53.381	6	15.885	18.315	18.383	52.583
4	15.894	17.692	18.599	52.185	4	16.269	18.002	19.435	53.706	7	15.887	17.087	18.904	51.878
5	16.572	17.173	18.356	52.101	5	17.611	17.618	19.753	54.982	8	16.052	17.166	18.563	51.781
6	16.197	17.053	18.261	51.511	6	16.577	18.254	18.815	53.646	9			18.725	1:11.683
7	15.692	16.861	18.435	50.988	7	17.158	17.933	19.412	54.503	10	16.634	18.137	18.995	53.766
8	15.614	16.793	18.318	50.725	8	16.364	17.457	19.040	52.861	11	15.789	16.770	18.528	51.087
9	15.488	17.714	18.146	51.348	9	15.923	17.003	18.502	51.428	12	16.800	16.761	18.014	51.575
10	15.983	16.966	19.500	52.449	10	15.918	16.919	18.369	51.206	13	15.885	17.021	18.102	51.008
11	16.068	17.494	20.520	54.082	11	15.593	16.976	19.013	51.582	14	16.595	16.836	18.157	51.588
12	15.378	16.628	17.925	49.931	12	16.399	16.767	18.801	51.967	15	15.780	16.805	18.148	50.733
13	15.068	16.417	17.947	49.432	13	16.009	16.894	18.891	51.794	N°212 Baciuska, Rokas				
14	15.264	16.402	17.600	49.266	14	15.539	16.941	18.558	51.038	1	17.648	18.272	19.922	55.842
N°202 Nerman, Hugo					15	16.103	17.172	19.234	52.509	2	15.966	17.717	19.725	53.408
1	18.270	17.883	20.032	56.185	N°209 Hiltbrand, Pedro					3	16.018	17.669	19.271	52.958
2	16.359	17.842	19.211	53.412	1	17.003	17.636	19.869	54.508	4	16.028	17.597	19.103	52.728
3	16.192	17.504	18.959	52.655	2	15.858	17.201	19.039	52.098	5	16.382	18.074	19.489	53.945
4	16.207	17.747	19.614	53.568	3	15.923	17.724	19.298	52.945	6	16.246	18.357	19.322	53.925
5	16.462	17.706	19.514	53.682	4	15.537	16.560	17.862	49.959	7	16.584	18.151	19.226	53.961
6	16.591	17.820	19.924	54.335	5	15.058	16.639	18.009	49.706	8	16.441	18.129	18.920	53.490
7	16.254	17.979	19.605	53.838	6	15.176	17.721	19.265	52.162	9	16.833	17.622	19.339	53.794
8	16.283	18.267	19.189	53.739	7	15.275	16.719	18.552	50.546	10	16.508	33.497	19.029	1:09.034
9	16.358	17.752	19.294	53.404	8			18.002	1:05.305	11	16.466	17.792	18.234	52.492
10	17.029	18.488	19.386	54.903	9	15.289	16.729	18.045	50.063	N°210 Marcu, Dionisius				
11	16.016	17.559	19.581	53.156	10	15.294	16.650	18.090	50.034	1	17.197	17.408	18.688	53.293
12	16.244	17.642	19.364	53.250	11	15.363	16.624	18.139	50.126	2	15.996	17.171	18.296	51.463
13	16.445	19.375	19.595	55.415	12	15.393	16.807	18.157	50.357	3	15.849	16.980	18.193	51.022
14	16.107	17.547	19.495	53.149	13	15.192	16.636	18.647	50.475					
15	16.063	17.575	19.012	52.650	14	15.339	16.695	18.079	50.113					
N°204 Hodgeson, Oliver					15	15.638	16.801	18.340	50.779					
1	16.093	17.146	18.415	51.654										
2	15.657	25.542	19.529	1:00.728										
3	15.778	22.203	20.429	58.410										



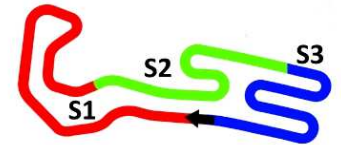


KF
KF Qualifying Heats B-C
 Analysis

For information purposes. No official / regulatory value

Laps	Sector 1	Sector 2	Sector 3	Lap Time	Laps	Sector 1	Sector 2	Sector 3	Lap Time	Laps	Sector 1	Sector 2	Sector 3	Lap Time
12	15.764	16.904	18.437	51.105	N°218 Loeskow, Troy					4	16.745	17.088	18.705	52.538
13	15.802	16.944	18.936	51.682	1	17.016	18.070	19.048	54.134	5	16.240	17.034	19.445	52.719
14	15.713	17.013	18.243	50.969	2	16.221	18.147	19.439	53.807	6	15.945	17.705	19.012	52.662
15	15.767	16.931	18.314	51.012	3	16.621	17.301	19.411	53.333	7	16.622	17.948	19.552	54.122
N°213 Correa, Juan					4	16.460	17.488	19.751	53.699	8	16.241	17.769	19.009	53.019
1	16.295	17.965	19.076	53.336	5	16.691	17.179	19.669	53.539	9	16.040	16.613	18.307	50.960
2	16.121	17.032	18.257	51.410	6	16.823	17.905	18.939	53.667	10	15.586	17.019	18.307	50.912
3	15.738	17.131	18.060	50.929	7	17.451	17.754	19.373	54.578	11	15.303	16.727	18.320	50.350
4	15.744	17.255	18.429	51.428	8	16.558	17.391	18.278	52.227	12	15.750	16.753	18.387	50.890
5	15.902	17.151	18.607	51.660	9	16.283	16.983	18.922	52.188	13	15.133	16.407	17.844	49.384
6	15.837	17.886	18.134	51.857	10	16.494	17.010	18.287	51.791	14	15.013	16.232	17.674	48.919
7	15.546	16.831	17.863	50.240	11	16.093	16.926	18.430	51.449	15	14.827	16.158	17.535	48.520
8	15.469	16.877	17.976	50.322	12	16.870	16.936	18.430	52.236	N°230 Lorandi, Leonardo				
9	15.432	16.741	17.896	50.069	13	16.188	16.970	18.413	51.571	1	16.825	17.624	18.898	53.347
10	15.644	16.652	18.054	50.350	14	16.510	17.056	18.686	52.252	2	16.547	17.481	18.947	52.975
11	15.677	16.909	18.203	50.789	15	16.278	17.048	18.353	51.679	3	16.352	17.822	19.430	53.604
12	15.703	16.947	18.140	50.790	N°222 Basz, Karol					4	16.535	17.994	19.277	53.806
13	15.938	16.858	18.116	50.912	1	16.432	17.101	18.491	52.024	5	16.682	17.978	19.624	54.284
14	15.666	16.894	18.087	50.647	2	15.654	17.591	18.431	51.676	6	16.680	18.049	19.142	53.871
15	15.716	16.831	19.357	51.904	3	15.519	16.746	18.302	50.567	7	17.432	17.667	19.402	54.501
N°215 Sitnikov, Nikita					4	15.536	16.891	18.295	50.722	8	17.520	17.880	19.177	54.577
1	17.545	17.574	19.137	54.256	5	15.543	16.809	18.250	50.602	9	16.812	17.521	19.249	53.582
2	15.972	17.327	18.925	52.224	6	15.708	16.737	18.547	50.992	10	16.717	31.506	18.970	1:07.193
3	16.003	18.011	19.632	53.646	7	15.695	17.140	18.341	51.176	11	16.565	17.417	18.577	52.559
4	17.041	17.515	19.492	54.048	8	15.798	17.100	18.408	51.306	12	16.617	17.877	19.268	53.762
5	17.353	17.582	19.712	54.647	9	15.766	16.807	18.213	50.786	N°231 Lessennes, Benjamin				
6			18.096	1:20.354	10	15.740	16.749	18.277	50.766	1	17.354	18.014	19.354	54.722
7	15.752	16.754	18.019	50.525	11	15.748	16.781	18.204	50.733	2	16.020	17.601	18.988	52.609
8	16.031	16.835	18.096	50.962	12	15.672	16.798	18.288	50.758	3	16.110	17.534	19.423	53.067
9	15.951	16.746	18.000	50.697	13	15.825	16.745	18.360	50.930	4	16.118	18.059	19.365	53.542
10	16.181	16.932	18.590	51.703	14	15.827	16.869	18.552	51.248	5	16.800	17.609	19.646	54.055
11	16.961	16.830	18.085	51.876	15	15.938	16.848	19.316	52.102	6	16.792	17.898	18.972	53.662
12	15.799	16.952	18.058	50.809	N°224 Fewtrell, Max					7	17.490	17.657	19.498	54.645
13	15.860	16.839	18.205	50.904	1	18.512	18.245	20.054	56.811	8	16.509	17.167	18.494	52.170
14	15.886	16.851	18.132	50.869	2	17.121	17.530	19.106	53.757	9	15.910	17.010	18.446	51.366
15	15.901	16.935	18.265	51.101	3	17.033	17.372	18.835	53.240	10	16.217	17.053	18.470	51.740





KF
KF Qualifying Heats B-C
 Analysis

For information purposes. No official / regulatory value

Laps	Sector 1	Sector 2	Sector 3	Lap Time	Laps	Sector 1	Sector 2	Sector 3	Lap Time	Laps	Sector 1	Sector 2	Sector 3	Lap Time
11	15.752	16.890	18.494	51.136	15	15.715	16.960	18.976	51.651	3	17.199	18.396	20.008	55.603
12	16.562	16.890	18.366	51.818	N°237 Viiliainen, Ville					4	16.890	17.769	19.557	54.216
13	16.038	16.913	18.525	51.476	1	17.962	17.922	19.948	55.832	5	16.705	17.631	19.154	53.490
14	15.861	16.844	18.201	50.906	2	16.140	17.426	19.208	52.774	6	16.493	17.659	19.173	53.325
15	16.097	16.969	18.457	51.523	3	15.883	17.442	18.926	52.251	7	16.405	17.747	19.131	53.283
N°232 Pasma, Patrik					4	16.230	17.487	19.775	53.492	8	16.380	17.392	19.256	53.028
1	18.545	17.789	19.558	55.892	5	16.619	17.715	19.780	54.114	9	16.038	17.281	18.697	52.016
2	16.532	17.538	19.042	53.112	6	16.281	18.364	19.170	53.815	10	15.874	18.434	18.717	53.025
3	16.372	17.525	19.068	52.965	7	17.337	17.956	19.210	54.503	11	16.029	17.467	19.308	52.804
4	16.283	17.420	19.093	52.796	8	16.624	18.171	18.887	53.682	12	15.585	17.267	18.351	51.203
5	16.364	17.972	19.832	54.168	9	16.713	17.545	19.001	53.259	13	15.304	17.124	18.349	50.777
6	16.537	17.898	19.204	53.639	10	16.825	18.611	18.271	53.707	14	15.749	16.870	18.482	51.101
7	17.195	17.996	19.388	54.579	11	16.234	17.214	18.492	51.940	15	15.162	16.878	17.966	50.006
8	16.323	18.088	19.222	53.633	12	16.237	17.072	18.358	51.667					
9	16.422	17.499	19.147	53.068	13	16.265	17.000	18.156	51.421					
10	17.501	18.117	19.633	55.251	14	16.469	16.890	18.084	51.443					
11	16.060	17.573	18.740	52.373	15	15.778	16.894	18.166	50.838					
12	15.912	17.119	18.473	51.504	N°239 Russo, Guillermo									
13	15.929	17.119	18.783	51.831	1	18.827	18.885	19.925	57.637					
14	16.118	17.188	18.672	51.978	2	16.568	17.629	19.188	53.385					
15	16.303	17.256	18.719	52.278	3	16.171	17.284	18.805	52.260					
N°234 Barnicoat, Ben					4	15.756	17.509	19.849	53.114					
1	16.198	17.152	18.450	51.800	5	15.665	17.691	19.592	52.948					
2	16.285	18.181	18.348	52.814	6	16.117	17.956	21.109	55.182					
3	15.593	17.005	18.438	51.036	7	16.916	17.256	19.315	53.487					
4	15.927	17.265	18.396	51.588	8	15.911	18.151	19.189	53.251					
5	15.895	17.182	18.568	51.645	9	16.367	17.493	19.475	53.335					
6	15.911	18.140	19.961	54.012	10	16.751	18.176	18.378	53.305					
7	15.790	17.158	19.287	52.235	11	15.961	17.253	19.324	52.538					
8	16.081	17.456	18.663	52.200	12	16.711	16.944	18.410	52.065					
9	16.215	17.558	18.814	52.587	13	15.170	17.044	18.087	50.301					
10	16.045	17.120	18.254	51.419	14	15.831	16.679	18.216	50.726					
11	15.919	16.985	18.377	51.281	15	15.032	16.466	18.316	49.814					
12	16.018	17.139	18.313	51.470	N°246 Judek, Jonathan									
13	16.019	17.185	18.319	51.523	1	18.817	18.551	19.881	57.249					
14	15.601	17.086	18.328	51.015	2	16.998	17.690	19.122	53.810					





KF
KF Qualifying Heats B-C
Starting Grid

246 Jonathan Judek, Fa Alonso / Tm / Bridgestone	46.908	10	212 Rokas Baciуска, Energy / Tm / Bridgestone	46.006
202 Hugo Nerman, Tony Kart / Vortex / Bridgestone	45.226	9	232 Patrik Pasma, Zanardi / Parilla / Bridgestone	45.162
211 Archie Tillet, Crg / Parilla / Bridgestone	45.112	8	237 Ville Viliainen, Croc Promotion / Tm / Bridgestone	45.095
209 Pedro Hiltbrand, Crg / Parilla / Bridgestone	44.995	7	239 Guillermo Russo, Croc Promotion / Tm / Bridgestone	44.979
215 Nikita Sitnikov, Croc Promotion / Tm / Bridgestone	44.958	6	206 Amalie Wichmand, Tony Kart / Vortex / Bridgestone	44.937
230 Leonardo Lorandi, Tony Kart / Vortex / Bridgestone	44.871	5	231 Benjamin Lessennes, Zanardi / Parilla / Bridgestone	44.860
213 Juan Correa, Energy / Tm / Bridgestone	44.834	4	224 Max Fewtrell, Fa Alonso / Vortex / Bridgestone	44.831
204 Oliver Hodgeson, Kosmic / Tm / Bridgestone	44.777	3	218 Troy Loeskow, Ricciardo / Parilla / Bridgestone	44.762
210 Dionisius Marcu, Crg / Parilla / Bridgestone	44.731	2	222 Karol Basz, Kosmic / Vortex / Bridgestone	44.727
234 Ben Barnicoat, Birel Art / Parilla / Bridgestone	44.669	1	201 Alexander Vartanyan, Tony Kart / Vortex / Bridgestone	44.576

POLE POSITION



Start : 21/02 - 13:50 15 Laps = 15,150 Km

20°WINTER CUP (ITA) 19-22/02/2015

FICr Mantova

Page 1 / 1

Apex Timing

Data processing and charts edit
provided by:



Scan this QR Code for livetiming



KF

Document 36.1 OFFICIAL

KF Qualifying Heats C-D

Resultati

Rnk	N°	Entrant	Nat	Driver	Nat	Material	Time	Laps	Best Lap	Gap	Sector 1	Sector 2	Sector 3	Penalty	Points
1	234	Birel Art	ITA	Barnicoat, Ben	GBR	Birel Art / Parilla / Bridgestone	14:15.208	15	55.970		18.029	18.047	19.894		0
2	209	C.R.G. Spa	ITA	Hiltbrand, Pedro	ESP	Crg / Parilla / Bridgestone	14:25.951	15	56.018	10.743	17.664	18.333	20.021		2
3	213	Energy Corse Srl	ITA	Correa, Juan	USA	Energy / Tm / Bridgestone	14:26.494	15	56.616	11.286	18.097	18.262	20.257		3
4	210	C.R.G. Spa	ITA	Marcu, Dionisius	ROU	Crg / Parilla / Bridgestone	14:27.749	15	56.638	12.541	17.852	18.380	20.406		4
5	225	Speedkart	POL	Szysko, Szymon	POL	Kosmic / Vortex / Bridgestone	14:34.765	15	56.981	19.557	18.097	18.472	20.412		5
6	215	Team Komarov	RUS	Sitnikov, Nikita	RUS	Croc Promotion / Tm / Bridgestone	14:40.778	15	57.523	25.570	18.440	18.624	20.459		6
7	230	Baby Race Srl	ITA	Lorandi, Leonardo	ITA	Tony Kart / Vortex / Bridgestone	14:42.740	15	56.560	27.532	17.963	18.531	20.066		7
8	211	C.R.G. Spa	ITA	Tillet, Archie	GBR	Crg / Parilla / Bridgestone	14:43.125	15	57.239	27.917	18.021	18.873	20.345		8
9	223	Martin Muller	CHE	Muller, Michael	CHE	Energy / Tm / Bridgestone	14:46.755	15	57.460	31.547	18.300	18.502	20.658		9
10	235	Crg Keijzer Racing	NLD	Solheim, Lars	NOR	Crg / Tm / Bridgestone	14:47.340	15	57.253	32.132	17.950	18.668	20.635		10
11	202	Ward Racing	SWE	Nerman, Hugo	SWE	Tony Kart / Vortex / Bridgestone	14:50.201	15	57.640	34.993	18.018	18.910	20.712		11
12	244	CRG Keijzer Racing	NLD	Van Leeuwen, Martijn	NLD	Crg / Tm / Bridgestone	15:00.433	15	56.691	45.225	18.184	18.383	20.124		12
13	204	Pfi International Karting Ltd	GBR	Hodgeson, Oliver	GBR	Kosmic / Tm / Bridgestone	14:31.275	15	56.843	46.067	18.166	18.429	20.248	+30.000	13
14	243	Foco Racing Team	ITA	Cunati, Simone	ITA	Kosmic / Tm / Bridgestone	14:35.859	15	56.511	50.651	17.727	18.548	20.236	+30.000	14
15	219	Birel Art	ITA	McLellan, Liam	AUS	Ricciardo / Parilla / Bridgestone	15:06.923	15	56.838	51.715	17.744	18.662	20.432		15
16	242	Ksm Racing Team	DEU	Lirim, Zendeli	DEU	Tony Kart / Vortex / Bridgestone	15:07.149	15	56.677	51.941	17.930	18.618	20.129		16
17	246	IM-Racing Motorsport	DEU	Judek, Jonathan	DEU	Fa Alonso / Tm / Bridgestone	6:20.461	6	58.439	9 Laps	18.413	19.072	20.954		17
18	205	Ward Racing	SWE	Johnsen, Sindre	NOR	Tony Kart / Vortex / Bridgestone	2:12.088	2	1:03.281	13 Laps	21.017	20.381	21.883		18
19	207	Pm-Racing	THA	Chaimongkol, Sasakorn	THA	Kosmic / Tm / Bridgestone	5.030	0		15 Laps					19

N°204 Hodgeson, Oliver : Penalità di 30" al concorrente n°204 per la decisione n°49 dei CCSS.

N°243 Cunati, Simone : Penalità di 30" al concorrente n°243 per la decisione n°49 dei CCSS.

Leaders : N°234 Barnicoat, Ben (1-15)

Start Time : 21/02 - 11:51:13

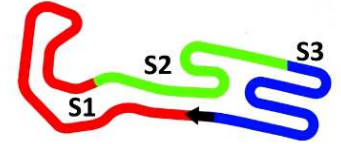
Best Lap : N°234 Barnicoat, Ben 55.970 64,96 Kph

Weather : Rainy Air : 8°C Track : Wet

Event Record : N°220 Nielsen, Nicklas 44.437 81,82 Kph

20°WINTER CUP (ITA) 19-22/02/2015





KF
KF Qualifying Heats C-D
 Lap Chart

For information purposes. No official / regulatory value

	1	2	3	4	5	6	7	8	9	10	11	12	13	14	15	16	17	18	19
Grid	234	207	210	244	204	225	213	219	230	243	215	223	209	242	211	205	202	235	246
Start	234	210	204	213	225	230	219	244	243	215	209	223	211	202	205	242	246	207	235
Lap 1	234	213	210	225	219	230	204	209	215	243	244	211	202	223	242	205	246	235	
Interval		1.1	0.4	0.7	0.4	0.4	0.0	0.2	0.5	0.1	0.4	0.5	0.4	0.1	0.5	0.0	0.5	0.3	
Lap 2	234	213	210	225	204	230	219	215	209	244	211	243	202	242	223	235	205	246	
Interval		2.0	0.6	1.4	0.5	0.1	1.1	0.1	0.1	0.7	0.6	0.3	0.7	0.1	0.6	0.3	3.1	12.1	
Lap 3	234	213	210	225	204	230	209	215	211	242	243	202	223	235	244	246	219		
Interval		2.9	0.5	2.2	0.2	0.3	0.5	1.3	1.4	0.4	1.0	0.5	0.2	0.4	5.9	8.8	10.4		
Lap 4	234	213	210	204	225	230	209	215	211	242	243	202	223	235	244	246	219		
Interval		3.9	0.6	2.2	0.8	0.1	0.0	2.0	1.4	0.4	0.6	1.5	0.4	0.7	4.8	9.4	9.8		
Lap 5	234	213	210	204	225	209	215	211	242	243	202	223	235	230	244	246	219		
Interval		4.5	0.6	2.2	1.4	0.1	2.1	1.7	0.4	0.4	2.6	0.1	0.3	3.5	0.7	10.6	8.8		
Lap 6	234	213	210	204	209	225	215	211	242	243	223	202	235	230	244	246	219		
Interval		5.4	0.7	2.0	0.9	1.3	2.5	0.9	0.6	0.0	3.6	0.7	0.1	2.0	0.9	11.1	8.6		
Lap 7	234	213	210	209	204	225	215	243	211	223	202	235	230	244	219	242			
Interval		5.8	0.9	2.8	0.8	1.2	2.5	1.5	0.3	3.5	0.7	0.4	0.6	1.4	20.4	1.9			
Lap 8	234	213	210	209	204	225	215	243	211	223	202	235	230	244	219	242			
Interval		6.7	1.1	1.2	2.3	1.5	2.4	1.0	1.6	3.4	0.7	0.1	0.1	0.8	20.8	1.7			
Lap 9	234	213	210	209	204	225	215	243	211	223	202	230	235	244	219	242			
Interval		7.6	1.6	0.2	2.7	2.2	2.8	0.4	1.7	4.3	0.5	0.1	0.4	0.1	20.6	1.0			
Lap 10	234	213	210	209	204	225	215	243	211	230	223	235	202	244	219	242			
Interval		8.0	1.5	0.1	3.0	3.0	3.0	0.1	1.6	4.5	0.1	1.1	0.6	3.1	16.6	0.8			
Lap 11	234	213	209	210	204	225	243	215	211	230	223	235	202	244	219	242			
Interval		8.8	0.7	0.9	3.0	2.9	2.6	1.1	1.8	3.3	0.7	1.4	0.6	2.6	16.4	0.6			
Lap 12	234	213	209	210	204	225	243	215	211	230	223	235	202	244	219	242			
Interval		9.4	0.9	1.0	3.4	2.8	2.3	2.0	1.8	2.1	2.1	1.3	1.2	13.0	4.5	0.6			
Lap 13	234	213	209	210	204	225	243	215	211	230	223	235	202	244	219	242			
Interval		9.8	0.4	1.5	3.7	3.1	1.7	3.2	1.8	0.9	2.9	1.1	1.9	12.2	4.8	0.3			
Lap 14	234	209	213	210	204	225	243	215	211	230	223	235	202	244	219	242			
Interval		11.3	0.0	0.8	3.7	3.3	1.1	4.2	1.4	0.6	3.6	0.7	2.6	11.1	6.3	0.3			
Lap 15	234	209	213	210	204	225	243	215	230	211	223	235	202	244	219	242			
Interval		10.7	0.5	1.2	3.5	3.4	1.0	4.9	1.9	0.3	3.6	0.5	2.8	10.2	6.4	0.2			



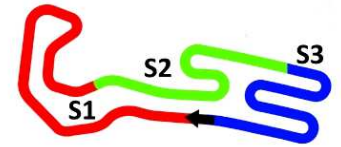


KF
KF Qualifying Heats C-D
 Analysis

For information purposes. No official / regulatory value

Laps	Sector 1	Sector 2	Sector 3	Lap Time	Laps	Sector 1	Sector 2	Sector 3	Lap Time	Laps	Sector 1	Sector 2	Sector 3	Lap Time
N°202 Nerman, Hugo					N°209 Hiltbrand, Pedro					N°213 Correa, Juan				
1	21.233	19.895	21.579	1:02.707	1	20.222	19.805	21.291	1:01.318	4	18.859	19.311	20.407	58.577
2	19.577	19.624	21.303	1:00.504	2	19.454	19.522	21.274	1:00.250	5	18.483	19.324	20.628	58.435
3	19.566	19.606	21.334	1:00.506	3	18.212	18.887	20.829	57.928	6	18.472	19.018	20.505	57.995
4	18.923	18.949	21.202	59.074	4	18.302	18.578	20.963	57.843	7	18.674	19.315	21.014	59.003
5	18.769	19.384	21.091	59.244	5	18.577	18.941	20.607	58.125	8	18.724	19.091	20.612	58.427
6	18.978	19.445	21.133	59.556	6	18.018	18.721	20.276	57.015	9	18.111	19.067	20.369	57.547
7	18.308	19.125	20.750	58.183	7	18.206	18.758	20.210	57.174	10	18.125	19.088	20.450	57.663
8	18.270	19.007	21.065	58.342	8	17.664	18.333	20.021	56.018	11	18.443	18.987	20.703	58.133
9	18.412	19.015	20.817	58.244	9	17.747	18.564	20.277	56.588	12	18.181	19.126	20.437	57.744
10	18.877	19.300	21.037	59.214	10	17.970	18.735	20.057	56.762	13	18.117	19.165	20.562	57.844
11	18.089	19.047	20.856	57.992	11	17.952	18.481	20.034	56.467	14	18.021	18.873	20.345	57.239
12	18.598	18.944	20.862	58.404	12	17.802	18.463	20.532	56.797	15	18.068	19.187	21.122	58.377
13	18.327	18.891	20.801	58.019	13	17.854	18.181	20.107	56.142	N°215 Sitnikov, Nikita				
14	17.949	19.022	21.002	57.973	14	17.879	18.647	21.042	57.568	1	20.639	20.010	21.423	1:02.072
15	18.018	18.910	20.712	57.640	15	17.735	18.412	19.966	56.113	2	18.637	19.444	21.453	59.534
N°204 Hodgeson, Oliver					N°210 Marcu, Dionisius					N°211 Tillet, Archie				
1	21.350	19.641	21.380	1:02.371	1	20.074	19.786	21.002	1:00.862	1	20.471	20.419	21.719	1:02.609
2	18.641	19.557	20.656	58.854	2	18.655	19.195	20.682	58.532	2	19.415	19.708	20.845	59.968
3	19.156	18.870	20.568	58.594	3	18.509	18.781	20.782	58.072	3	19.027	19.442	20.888	59.357
4	18.400	18.661	20.642	57.703	4	18.376	18.770	20.833	57.979					
5	18.339	18.614	20.633	57.586	5	18.271	18.722	20.621	57.614					
6	18.415	18.641	20.674	57.730	6	18.434	18.758	20.707	57.899					
7	18.993	19.074	20.918	58.985	7	18.206	18.481	20.568	57.255					
8	18.486	18.717	20.311	57.514	8	18.249	18.699	20.680	57.628					
9	18.174	18.457	20.376	57.007	9	18.131	18.701	20.770	57.602					
10	18.224	18.528	20.231	56.983	10	17.954	18.468	20.472	56.894					
11	18.256	18.772	20.414	57.442	11	18.635	18.580	20.326	57.541					
12	18.490	18.529	20.280	57.299	12	17.864	18.586	20.414	56.864					
13	18.014	18.487	20.425	56.926	13	17.852	18.380	20.406	56.638					
14	18.166	18.429	20.248	56.843	14	17.877	18.623	20.385	56.885					
15	18.335	18.231	20.323	56.889	15	17.874	18.539	20.674	57.087					





KF
KF Qualifying Heats C-D
 Analysis

For information purposes. No official / regulatory value

Laps	Sector 1	Sector 2	Sector 3	Lap Time	Laps	Sector 1	Sector 2	Sector 3	Lap Time	Laps	Sector 1	Sector 2	Sector 3	Lap Time
8	18.300	18.741	20.567	57.608	12	18.464	18.720	20.721	57.905	N°234 Barnicoat, Ben				
9	18.606	18.718	20.820	58.144	13	18.300	18.502	20.658	57.460	1	19.814	18.738	20.767	59.319
10	18.437	18.825	20.712	57.974	14	18.557	18.586	20.526	57.669	2	18.603	18.503	20.320	57.426
11	18.600	18.895	20.664	58.159	15	18.400	18.679	20.571	57.650	3	18.549	18.443	20.292	57.284
12	18.534	18.717	20.465	57.716	N°225 Szyszko, Szymon					4	18.316	18.416	20.165	56.897
13	18.402	18.923	20.548	57.873	1	19.927	19.855	21.438	1:01.220	5	18.331	18.241	20.339	56.911
14	18.494	18.599	20.464	57.557	2	19.073	19.078	21.104	59.255	6	18.271	18.453	20.208	56.932
15	18.440	18.624	20.459	57.523	3	18.803	19.010	20.993	58.806	7	18.135	18.210	20.310	56.655
N°219 Mclellan, Liam					4	19.042	19.047	20.756	58.845	8	18.173	18.349	20.024	56.546
1	20.082	19.924	21.308	1:01.314	5	18.677	18.842	20.686	58.205	9	17.971	18.208	20.055	56.234
2	18.807	20.382	21.441	1:00.630	6	18.828	19.026	20.722	58.576	10	18.174	18.128	20.283	56.585
3			20.566	1:29.201	7	18.490	18.805	20.653	57.948	11	18.324	18.362	19.906	56.592
4	18.501	19.123	20.744	58.368	8	18.498	18.681	20.588	57.767	12	18.029	18.047	19.894	55.970
5	18.596	19.109	20.504	58.209	9	18.531	18.701	20.479	57.711	13	18.111	17.980	20.155	56.246
6	18.710	19.019	20.520	58.249	10	18.781	18.511	20.528	57.820	14	18.033	18.286	20.190	56.509
7	18.561	18.959	20.679	58.199	11	18.349	18.552	20.453	57.354	15	17.747	18.360	20.604	56.711
8	18.401	18.755	20.237	57.393	12	18.201	18.572	20.428	57.201	N°235 Solheim, Lars				
9	18.281	18.665	20.659	57.605	13	18.201	18.547	20.449	57.197	1	21.549	20.547	21.721	1:03.817
10	18.439	18.780	20.411	57.630	14	18.138	18.584	20.362	57.084	2	19.079	19.986	21.008	1:00.073
11	18.204	18.913	20.173	57.290	15	18.097	18.472	20.412	56.981	3	18.942	19.793	21.305	1:00.040
12	18.008	18.612	20.293	56.913	N°230 Lorandi, Leonardo					4	18.990	19.446	21.062	59.498
13	17.999	19.144	20.402	57.545	1	19.995	19.916	21.947	1:01.858	5	18.571	19.155	20.891	58.617
14	18.214	19.815	20.344	58.373	2	19.497	18.990	20.605	59.092	6	18.729	19.391	21.056	59.176
15	17.744	18.662	20.432	56.838	3	19.141	18.989	20.664	58.794	7	18.657	19.084	20.737	58.478
N°223 Muller, Michael					4	18.524	19.070	20.743	58.337	8	18.419	18.874	20.749	58.042
1	20.776	20.229	22.273	1:03.278	5			20.382	1:09.568	9	18.619	19.208	20.934	58.761
2	19.600	20.425	21.150	1:01.175	6	18.609	18.700	20.420	57.729	10	18.328	18.919	20.697	57.944
3	19.151	19.524	21.260	59.935	7	18.252	18.443	20.333	57.028	11	18.318	19.049	20.602	57.969
4	18.886	19.237	21.131	59.254	8	18.369	18.529	20.696	57.594	12	18.237	18.960	20.651	57.848
5	18.806	19.240	20.882	58.928	9	18.564	19.039	20.503	58.106	13	17.950	18.668	20.635	57.253
6	18.610	19.052	21.076	58.738	10	18.550	18.542	20.093	57.185	14	17.945	18.660	20.666	57.271
7	18.530	19.023	20.620	58.173	11	18.221	18.492	20.248	56.961	15	17.972	18.919	20.567	57.458
8	18.587	18.929	20.821	58.337	12	17.963	18.531	20.066	56.560	N°242 Lirim, Zendeli				
9	18.662	18.956	20.846	58.464	13	17.986	18.640	20.024	56.650	1	21.551	20.458	21.196	1:03.205
10	18.371	18.900	20.715	57.986	14	18.120	18.485	20.332	56.937	2	19.422	19.789	20.729	59.940
11	18.555	18.707	20.369	57.631	15	17.984	18.686	20.649	57.319	3	18.769	19.307	20.632	58.708





KF
KF Qualifying Heats C-D
Analysis

For information purposes. No official / regulatory value

Laps	Sector 1	Sector 2	Sector 3	Lap Time	Laps	Sector 1	Sector 2	Sector 3	Lap Time
4	18.538	19.523	20.495	58.556	8	18.311	18.458	20.227	56.996
5	18.184	19.136	21.050	58.370	9	18.328	18.785	20.737	57.850
6	18.256	19.167	20.794	58.217	10	18.575	18.889	24.113	1:01.577
7			20.667	1:27.530	11	18.562	18.773	20.212	57.547
8	18.208	18.684	20.290	57.182	12			20.286	1:08.808
9	17.942	18.578	20.392	56.912	13	18.335	18.535	20.373	57.243
10	18.271	18.677	20.432	57.380	14	18.052	18.507	20.309	56.868
11	17.921	18.858	20.366	57.145	15	18.184	18.383	20.124	56.691
12	17.824	18.607	20.437	56.868					
13	17.807	18.971	20.472	57.250					
14	18.046	19.943	20.436	58.425					
15	17.930	18.618	20.129	56.677					

N°246 Judek, Jonathan

1	21.283	20.418	21.959	1:03.660
2			21.428	1:15.737
3	18.986	19.454	21.121	59.561
4	18.659	19.325	20.994	58.978
5	18.592	19.455	21.152	59.199
6	18.413	19.072	20.954	58.439

N°243 Cunati, Simone

1	20.209	20.935	21.164	1:02.308
2	19.221	19.276	22.776	1:01.273
3	19.233	19.380	22.008	1:00.621
4	18.471	18.916	20.690	58.077
5	18.281	18.983	20.958	58.222
6	18.414	18.836	20.578	57.828
7	18.504	18.738	20.691	57.933
8	18.185	18.599	20.324	57.108
9	18.107	18.551	20.840	57.498
10	18.375	18.677	20.701	57.753
11	18.075	18.558	20.192	56.825
12	18.060	18.391	20.385	56.836
13	18.099	18.453	20.111	56.663
14	17.727	18.548	20.236	56.511
15	18.138	18.386	20.358	56.882

N°244 Van Leeuwen, Martijn

1	20.394	21.052	21.438	1:02.884
2	19.234	19.143	21.500	59.877
3			20.850	1:08.797
4	18.831	18.936	20.593	58.360
5	18.613	18.672	20.767	58.052
6	18.920	18.564	20.481	57.965
7	18.605	18.611	20.288	57.504





KF
KF Qualifying Heats C-D
Starting Grid

			10	246 Jonathan Judek, Fa Alonso / Tm / Bridgestone	46.908
235 Lars Solheim, Crg / Tm / Bridgestone	45.248	9	202 Hugo Nerman, Tony Kart / Vortex / Bridgestone	45.226	
205 Sindre Johnsen, Tony Kart / Vortex / Bridgestone	45.141	8	211 Archie Tillet, Crg / Parilla / Bridgestone	45.112	
242 Zendeli Lirim, Tony Kart / Vortex / Bridgestone	44.995	7	209 Pedro Hiltbrand, Crg / Parilla / Bridgestone	44.995	
223 Michael Muller, Energy / Tm / Bridgestone	44.970	6	215 Nikita Sitnikov, Croc Promotion / Tm / Bridgestone	44.958	
243 Simone Cunati, Kosmic / Tm / Bridgestone	44.876	5	230 Leonardo Lorandi, Tony Kart / Vortex / Bridgestone	44.871	
219 Liam Mcllellan, Ricciardo / Parilla / Bridgestone	44.847	4	213 Juan Correa, Energy / Tm / Bridgestone	44.834	
225 Szymon Szyszko, Kosmic / Vortex / Bridgestone	44.786	3	204 Oliver Hodgeson, Kosmic / Tm / Bridgestone	44.777	
244 Martijn Van Leeuwen, Crg / Tm / Bridgestone	44.732	2	210 Dionisius Marcu, Crg / Parilla / Bridgestone	44.731	
207 Sasakorn Chaimongkol, Kosmic / Tm / Bridgestone	44.691	1	234 Ben Barnicoat, Birel Art / Parilla / Bridgestone	44.669	

POLE POSITION



Start : 21/02 - 11:40 15 Laps = 15,150 Km

20°WINTER CUP (ITA) 19-22/02/2015

FICr Mantova

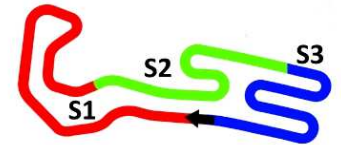
Page 1 / 1

Apex Timing

Data processing and charts edit
provided by:



Scan this QR Code for livetiming



KF

Document 31.2 OFFICIAL

KF Qualifying Heats A-B

Resultati

Rnk	N°	Entrant	Nat	Driver	Nat	Material	Time	Laps	Best Lap	Gap	Sector 1	Sector 2	Sector 3	Penalty	Points
1	220	Tony Kart Racing Team	ITA	Nielsen, Nicklas	DNK	Tony Kart / Vortex / Bridgesto	14:20.855	15	56.028		17.934	18.161	19.933		0
2	203	Pfi International Karting L	GBR	Litchfield, Mark	GBR	Crg / Parilla / Bridgestone	14:22.761	15	56.330	1.906	17.869	18.492	19.969		2
3	208	C.R.G. Spa	ITA	Tiene, Felice	ITA	Crg / Parilla / Bridgestone	14:24.679	15	56.315	3.824	17.952	18.229	20.134		3
4	229	Tony Kart Racing Team	ITA	Armstrong, Marcus	NZL	Tony Kart / Vortex / Bridgesto	14:29.240	15	56.693	8.385	18.151	18.365	20.177		4
5	201	Ward Racing	SWE	Vartanyan, Alexander	RUS	Tony Kart / Vortex / Bridgesto	14:30.574	15	56.907	9.719	17.999	18.467	20.441		5
6	238	Mad-Croc Karting	ITA	Haapalainen, Tuomas	FIN	Croc Promotion / Tm / Bridges	14:30.873	15	56.474	10.018	17.821	18.322	20.331		6
7	233	Scuderia Pcr Srl	ITA	Travisanutto, Lorenzo	ITA	Pcr / Tm / Bridgestone	14:33.790	15	56.833	12.935	18.065	18.448	20.320		7
8	239	Dpk Racing	ESP	Russo, Guillermo	ESP	Croc Promotion / Tm / Bridges	14:37.051	15	57.111	16.196	18.213	18.680	20.218		8
9	222	Kosmic Racing Dep.	ITA	Basz, Karol	POL	Kosmic / Vortex / Bridgestone	14:40.625	15	57.410	19.770	18.021	18.798	20.591		9
10	240	Mad-Croc Karting	ITA	Peltola, Olli	FIN	Croc Promotion / Tm / Bridges	14:41.036	15	57.004	20.181	18.288	18.497	20.219		10
11	231	Strakka Bhaitech	SWE	Lessennes, Benjamin	BEL	Zanardi / Parilla / Bridgestone	14:47.510	15	56.738	26.655	18.087	18.248	20.403		11
12	232	Strakka Bhaitech	SWE	Pasma, Patrik	FIN	Zanardi / Parilla / Bridgestone	14:49.887	15	57.714	29.032	18.589	18.650	20.475		12
13	206	Wichmand Bjorn	DNK	Wichmand, Amalie	DNK	Tony Kart / Vortex / Bridgesto	14:50.839	15	57.854	29.984	18.623	18.733	20.498		13
14	241	M.M. Kart Racing	LUX	Reicher, Simon	AUT	Fa Kart / Vortex / Bridgestone	14:51.149	15	57.674	30.294	18.482	18.734	20.458		14
15	216	Birel Art	ITA	Waters, Matthew	AUS	Ricciardo / Parilla / Bridgesto	14:56.738	15	58.321	35.883	18.494	19.117	20.710		15
16	212	Energy Corse Srl	ITA	Baciuska, Rokas	LTU	Energy / Tm / Bridgestone	15:09.719	15	57.372	48.864	18.230	18.645	20.497		16
17	224	Ricky Flynn Motorsport	GBR	Fewtrell, Max	GBR	Fa Alonso / Vortex / Bridgesto	14:39.773	15	57.459	48.918	18.407	18.597	20.455	+30.000	17
18	236	Kosmic Racing Dep.	ITA	Backman, Jessica	SWE	Kosmic / Vortex / Bridgestone	14:44.612	15	57.373	53.757	18.260	18.570	20.543	+30.000	18
19	218	Birel Art	ITA	Loeskow, Troy	AUS	Ricciardo / Parilla / Bridgesto	15:01.761	14	58.050	1 Lap	18.558	18.910	20.582		19
20	237	Mad-Croc Karting	ITA	Viiilainen, Ville	FIN	Croc Promotion / Tm / Bridges	4.520	0		15 Laps					20

N°224 Fewtrell, Max : Penalità di 30" al concorrente n°224 per la decisione n°48 dei CCSS.

N°236 Backman, Jessica : Penalità di 30" al concorrente n°236 per la decisione n°48 dei CCSS.

Leaders : N°220 Nielsen, Nicklas (1-15)

Start Time : 21/02 - 11:25:26

Best Lap : N°220 Nielsen, Nicklas 56.028 64,89 Kph

Weather : Rainy Air : 8°C Track : Wet

Event Record : N°220 Nielsen, Nicklas 44.437 81,82 Kph

20°WINTER CUP (ITA) 19-22/02/2015

Page 1 / 1

FiCr Mantova

Apex Timing



Scan this QR Code for livetiming

Data processing and charts edit provided by:





KF
KF Qualifying Heats A-B
 Lap Chart

For information purposes. No official / regulatory value

	1	2	3	4	5	6	7	8	9	10	11	12	13	14	15	16	17	18	19	20
Grid	220	201	203	222	208	218	229	224	238	231	233	206	236	239	240	237	216	232	241	212
Start	220	203	208	201	229	222	224	238	231	212	233	236	206	239	240	216	237	232	218	241
Lap 1 Interval	220	203 0.3	208 0.8	231 0.5	201 0.6	229 0.9	233 0.0	212 0.7	224 0.1	240 0.4	238 0.6	236 0.3	239 0.5	206 0.5	222 0.3	216 0.1	218 0.4	232 0.2	241 0.1	
Lap 2	220	203 0.2	208 0.6	231 0.5	201 1.6	229 0.7	233 0.5	224 0.7	212 0.7	238 0.4	240 0.1	236 0.3	239 0.1	222 0.6	216 0.7	206 0.2	232 0.5	218 0.5	241 0.5	
Lap 3	220	203 0.7	208 0.0	231 0.3	201 2.1	229 0.4	233 1.5	224 0.1	212 1.4	238 0.3	240 0.2	236 0.6	239 0.1	222 0.7	206 1.3	216 0.4	232 0.1	218 0.0	241 0.5	
Lap 4	220	203 1.3	208 0.4	231 0.5	201 1.5	229 0.6	233 2.0	224 0.3	238 0.9	240 1.1	212 0.1	239 0.4	222 0.6	236 0.6	206 1.1	232 0.6	216 1.2	241 0.1	218 0.1	
Lap 5	220	203 1.5	208 0.5	231 0.6	201 1.9	229 0.3	233 2.6	224 0.4	238 0.3	239 1.7	222 1.4	236 0.7	240 0.5	206 0.9	232 0.1	216 0.8	241 0.5	218 0.6	212 22.2	
Lap 6	220	203 1.5	208 0.5	231 0.5	201 2.5	229 0.5	233 2.4	238 0.5	224 0.8	239 1.3	222 1.4	236 1.3	240 0.2	206 1.3	232 0.2	216 0.8	241 0.2	212 23.0	218 40.3	
Lap 7	220	203 1.3	208 0.4	231 0.9	201 2.6	229 0.5	233 2.1	238 0.7	224 1.5	239 0.4	222 2.0	240 1.9	236 0.8	206 0.6	232 0.4	216 1.1	241 0.2	212 22.3	218 40.9	
Lap 8	220	203 1.5	208 0.8	201 3.6	229 0.4	233 2.2	238 0.3	224 2.6	239 0.2	222 1.8	240 1.7	236 1.6	206 0.5	232 0.3	241 1.4	216 0.7	231 0.3	212 20.6	218 41.4	
Lap 9	220	203 1.2	208 1.3	201 3.5	229 0.3	233 2.4	238 0.1	239 2.9	224 1.0	222 1.3	240 1.5	236 1.8	206 0.3	232 0.5	241 1.1	231 1.3	216 0.2	212 20.0	218 42.4	
Lap 10	220	203 1.3	208 1.1	229 4.1	201 0.5	238 2.8	233 0.2	239 2.1	224 1.5	222 0.9	240 1.4	236 2.1	206 0.4	232 0.6	241 0.8	231 0.8	216 1.6	212 19.4	218 47.0	
Lap 11	220	203 1.0	208 1.6	229 3.8	201 1.1	238 2.2	233 1.0	239 1.6	224 2.2	222 0.9	240 1.3	236 2.1	206 1.1	232 0.4	241 0.8	231 0.2	216 3.2	212 18.5	218 47.1	
Lap 12	220	203 1.3	208 1.3	229 4.1	201 1.0	238 1.8	233 1.7	239 1.5	224 2.5	222 1.1	240 1.2	236 2.3	206 1.4	232 0.1	231 0.3	241 0.9	216 4.8	212 17.0	218 47.5	
Lap 13	220	203 1.3	208 1.6	229 3.7	201 1.2	238 1.4	233 2.1	239 2.0	224 2.5	222 1.0	240 1.0	236 2.4	206 2.2	232 0.1	231 0.3	241 0.6	216 6.4	212 15.5	218 49.0	
Lap 14	220	203 1.6	208 1.2	229 4.5	201 1.1	238 1.0	233 2.4	239 2.4	224 2.9	222 0.9	240 0.8	236 2.8	231 3.8	232 0.3	241 0.2	206 0.3	216 6.3	212 14.3	218 49.4	
Lap 15	220	203 1.9	208 1.9	229 4.5	201 1.3	238 0.2	233 2.9	239 3.2	224 2.7	222 0.8	240 0.4	236 3.5	231 2.8	232 2.3	206 0.9	241 0.3	216 5.5	212 12.9		





KF
KF Qualifying Heats A-B
 Analysis

For information purposes. No official / regulatory value

Laps	Sector 1	Sector 2	Sector 3	Lap Time
N°201 Vartanyan, Alexander				
1	20.175	18.899	21.680	1:00.754
2	18.996	18.915	21.086	58.997
3	18.668	18.882	20.738	58.288
4	18.416	18.744	20.740	57.900
5	18.465	18.734	20.661	57.860
6	18.510	18.655	20.575	57.740
7	18.383	18.636	20.492	57.511
8	18.233	18.630	20.521	57.384
9	18.253	18.691	20.482	57.426
10	18.410	18.612	21.215	58.237
11	18.226	18.602	20.554	57.382
12	18.198	18.526	20.383	57.107
13	18.054	18.451	20.422	56.927
14	17.999	18.467	20.441	56.907
15	18.228	18.611	20.433	57.272

Laps	Sector 1	Sector 2	Sector 3	Lap Time
N°203 Litchfield, Mark				
1	19.246	18.807	20.788	58.841
2	19.002	18.709	20.570	58.281
3	18.713	18.764	21.029	58.506
4	18.704	18.663	20.603	57.970
5	18.212	18.539	20.482	57.233
6	18.249	18.479	20.470	57.198
7	18.236	18.568	20.363	57.167
8	18.206	18.502	20.245	56.953
9	18.056	18.614	20.320	56.990
10	18.358	18.496	20.426	57.280
11	17.946	18.413	20.245	56.604
12	18.171	18.734	20.322	57.227
13	18.137	18.314	20.298	56.749
14	18.227	18.113	20.412	56.752
15	17.869	18.492	19.969	56.330

Laps	Sector 1	Sector 2	Sector 3	Lap Time
N°206 Wichmand, Amalie				
1	21.523	20.812	21.593	1:03.928
2	19.871	19.276	20.965	1:00.112
3	19.132	19.460	21.195	59.787

Laps	Sector 1	Sector 2	Sector 3	Lap Time
4	18.994	18.792	21.129	58.915
5	18.947	18.848	21.320	59.115
6	18.898	18.796	20.836	58.530
7	18.637	18.862	20.851	58.350
8	18.805	18.824	20.620	58.249
9	18.623	18.733	20.498	57.854
10	18.311	18.765	20.863	57.939
11	18.629	19.097	20.579	58.305
12	18.493	18.835	20.732	58.060
13	18.817	18.653	20.657	58.127
14	18.757	19.689	21.891	1:00.337
15	19.183	19.012	20.913	59.108

Laps	Sector 1	Sector 2	Sector 3	Lap Time
N°208 Tiene, Felice				
1	19.506	19.095	21.030	59.631
2	18.725	18.603	20.710	58.038
3	18.525	18.582	20.848	57.955
4	19.016	18.685	20.658	58.359
5	18.462	18.480	20.407	57.349
6	18.306	18.568	20.337	57.211
7	18.384	18.359	20.303	57.046
8	18.330	18.384	20.639	57.353
9	18.437	18.622	20.447	57.506
10	18.317	18.494	20.271	57.082
11	18.140	18.539	20.413	57.092
12	18.097	18.505	20.305	56.907
13	18.247	18.477	20.339	57.063
14	17.952	18.229	20.134	56.315
15	18.022	18.535	20.454	57.011

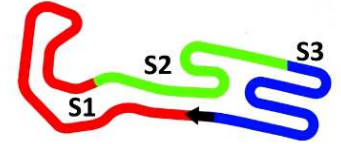
Laps	Sector 1	Sector 2	Sector 3	Lap Time
N°212 Baciуска, Rokas				
1	20.024	20.353	21.172	1:01.549
2	19.003	19.649	21.449	1:00.101
3	19.112	19.079	20.909	59.100
4	18.452	20.149	20.895	59.496
5			21.078	1:26.358
6	18.887	18.742	20.870	58.499
7	18.368	18.965	20.865	58.198

Laps	Sector 1	Sector 2	Sector 3	Lap Time
8	18.148	18.661	20.781	57.590
9	18.314	18.903	20.453	57.670
10	18.575	18.581	20.743	57.899
11	19.012	18.641	20.754	58.407
12	18.641	18.702	20.670	58.013
13	18.431	18.754	20.819	58.004
14	18.180	18.908	20.586	57.674
15	18.230	18.645	20.497	57.372

Laps	Sector 1	Sector 2	Sector 3	Lap Time
N°216 Waters, Matthew				
1	21.608	20.615	21.888	1:04.111
2	18.898	19.219	21.170	59.287
3	19.164	19.527	21.811	1:00.502
4	19.739	19.112	21.471	1:00.322
5	18.494	19.117	20.710	58.321
6	18.694	19.041	20.840	58.575
7	18.642	19.045	21.131	58.818
8	18.785	19.422	21.091	59.298
9	18.378	19.112	21.070	58.560
10	18.942	18.839	20.742	58.523
11	18.716	19.618	20.971	59.305
12	19.190	19.230	21.073	59.493
13	18.821	19.538	21.112	59.471
14	18.921	18.948	21.096	58.965
15	18.748	19.118	20.832	58.698

Laps	Sector 1	Sector 2	Sector 3	Lap Time
N°218 Loeskow, Troy				
1	21.090	20.311	22.413	1:03.814
2	19.890	19.380	20.980	1:00.250
3	19.030	19.243	21.074	59.347
4	20.068	19.301	20.988	1:00.357
5	19.294	18.902	20.998	59.194
6			20.799	2:01.108
7	18.876	19.167	20.676	58.719
8	18.383	19.020	20.717	58.120
9	18.529	19.343	20.830	58.702
10	22.327	19.382	20.808	1:02.517
11	18.560	19.138	20.789	58.487





KF
KF Qualifying Heats A-B
 Analysis

For information purposes. No official / regulatory value

Laps	Sector 1	Sector 2	Sector 3	Lap Time	Laps	Sector 1	Sector 2	Sector 3	Lap Time	Laps	Sector 1	Sector 2	Sector 3	Lap Time
12	18.499	19.282	20.636	58.417	N°224 Fewtrell, Max					4	18.900	18.834	20.812	58.546
13	19.236	19.370	20.855	59.461	1	20.660	20.456	21.132	1:02.248	5	18.560	18.398	20.458	57.416
14	18.558	18.910	20.582	58.050	2	19.015	19.295	20.860	59.170	6	18.559	18.399	20.214	57.172
N°220 Nielsen, Nicklas					3	18.916	18.789	20.720	58.425	7	18.457	18.686	20.253	57.396
1	19.153	18.888	20.671	58.712	4	18.981	19.013	20.751	58.745	8			20.719	1:14.779
2	19.063	18.754	20.575	58.392	5	18.941	18.761	20.684	58.386	9	18.535	18.830	20.609	57.974
3	18.634	18.682	20.664	57.980	6	19.014	18.734	20.780	58.528	10	18.164	18.502	20.512	57.178
4	18.678	18.567	20.141	57.386	7	18.783	18.747	20.698	58.228	11	18.064	18.797	20.764	57.625
5	18.509	18.360	20.141	57.010	8	18.593	18.679	20.794	58.066	12	18.272	18.488	20.219	56.979
6	18.480	18.659	20.054	57.193	9	18.833	18.978	20.895	58.706	13	18.616	18.873	20.639	58.128
7	18.535	18.401	20.391	57.327	10	18.504	18.793	20.837	58.134	14	18.848	19.143	20.853	58.844
8	18.480	18.240	20.121	56.841	11	18.401	18.744	20.595	57.740	15	18.087	18.248	20.403	56.738
9	18.400	18.634	20.220	57.254	12	18.407	18.597	20.455	57.459	N°232 Pasma, Patrik				
10	18.301	18.576	20.257	57.134	13	18.363	18.641	20.522	57.526	1	21.668	20.395	22.206	1:04.269
11	18.303	18.357	20.270	56.930	14	18.527	18.513	20.604	57.644	2	19.201	19.324	20.919	59.444
12	18.083	18.725	20.120	56.928	15	18.401	18.464	20.668	57.533	3	19.106	19.246	21.488	59.840
13	18.228	18.276	20.251	56.755	N°229 Armstrong, Marcus					4	19.233	18.932	20.763	58.928
14	18.118	18.310	20.069	56.497	1	21.356	19.293	20.867	1:01.516	5	18.935	18.867	20.873	58.675
15	17.934	18.161	19.933	56.028	2	19.005	19.146	20.697	58.848	6	19.141	18.828	20.645	58.614
N°222 Basz, Karol					3	18.312	18.891	20.772	57.975	7	18.927	18.895	20.732	58.554
1	23.272	20.092	21.877	1:05.241	4	18.624	18.752	20.708	58.084	8	18.937	18.857	20.385	58.179
2	18.644	19.034	21.017	58.695	5	18.380	18.668	20.567	57.615	9	18.831	18.716	20.494	58.041
3	18.909	19.274	21.310	59.493	6	18.492	19.068	20.306	57.866	10	18.932	18.498	20.553	57.983
4	18.570	19.014	20.926	58.510	7	18.439	18.730	20.420	57.589	11	19.002	18.638	20.531	58.171
5	18.557	18.972	21.127	58.656	8	18.199	18.639	20.421	57.259	12	18.589	18.650	20.475	57.714
6	18.196	18.739	20.813	57.748	9	18.438	18.646	20.218	57.302	13	18.838	18.873	20.420	58.131
7	18.135	18.763	21.053	57.951	10	18.431	18.523	20.367	57.321	14	18.994	19.246	21.368	59.608
8	18.142	18.830	20.773	57.745	11	18.130	18.530	20.162	56.822	15	19.519	18.701	20.526	58.746
9	18.226	18.729	20.962	57.917	12	18.320	18.614	20.300	57.234	N°233 Trvisanutto, Lorenzo				
10	18.051	18.838	20.822	57.711	13	18.151	18.365	20.177	56.693	1	20.280	19.165	21.215	1:00.660
11	18.051	18.942	20.756	57.749	14	18.202	18.559	20.282	57.043	2	19.325	19.386	20.623	59.334
12	18.297	18.640	20.720	57.657	15	18.242	18.550	20.257	57.049	3	18.978	19.134	20.858	58.970
13	18.021	18.798	20.591	57.410	N°231 Lessennes, Benjamin					4	18.790	19.057	20.691	58.538
14	18.075	18.787	20.651	57.513	1	20.063	18.733	20.773	59.569	5	18.741	19.022	20.512	58.275
15	18.142	18.642	20.673	57.457	2	18.417	18.704	20.892	58.013	6	18.355	18.868	20.375	57.598
					3	18.302	18.564	20.867	57.733	7	18.290	18.767	20.295	57.352



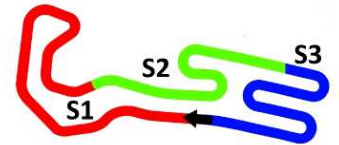


KF
KF Qualifying Heats A-B
 Analysis

For information purposes. No official / regulatory value

Laps	Sector 1	Sector 2	Sector 3	Lap Time	Laps	Sector 1	Sector 2	Sector 3	Lap Time	Laps	Sector 1	Sector 2	Sector 3	Lap Time
8	18.242	18.842	20.259	57.343	12	17.968	18.359	20.339	56.666	N°241 Reicher, Simon				
9	18.195	18.684	20.640	57.519	13	17.922	18.344	20.287	56.553	1	21.678	20.454	21.978	1:04.110
10	19.188	18.832	20.526	58.546	14	17.942	18.208	20.370	56.520	2	19.815	19.564	21.023	1:00.402
11	18.454	18.693	20.478	57.625	15	17.821	18.322	20.331	56.474	3	19.010	19.196	21.150	59.356
12	18.214	18.617	20.485	57.316	N°239 Russo, Guillermo					4	19.290	19.280	21.137	59.707
13	18.217	18.611	20.177	57.005	1	21.077	20.007	22.078	1:03.162	5	19.110	18.825	20.745	58.680
14	18.065	18.448	20.320	56.833	2	18.962	19.070	20.975	59.007	6	18.805	18.906	20.605	58.316
15	18.009	18.524	20.390	56.923	3	19.258	19.202	20.945	59.405	7	19.051	18.910	20.897	58.858
N°236 Backman, Jessica					4	18.726	18.969	20.930	58.625	8	18.613	19.157	20.484	58.254
1	21.017	20.094	21.740	1:02.851	5	18.739	18.686	20.399	57.824	9	18.482	18.734	20.458	57.674
2	18.926	19.095	21.435	59.456	6	18.221	18.872	20.666	57.759	10	18.437	18.758	20.545	57.740
3	19.145	19.154	21.101	59.400	7	18.106	18.839	20.329	57.274	11	18.734	18.768	20.691	58.193
4	19.216	19.446	21.315	59.977	8	18.570	18.690	20.698	57.958	12	18.855	18.788	20.562	58.205
5	18.746	19.140	20.920	58.806	9	18.274	18.604	20.481	57.359	13	18.197	18.935	20.675	57.807
6	18.501	18.948	20.850	58.299	10	18.150	18.732	20.709	57.591	14	18.407	19.290	21.084	58.781
7	18.683	19.377	21.333	59.393	11	18.213	18.680	20.218	57.111	15	20.242	18.898	20.636	59.776
8	18.611	18.952	20.707	58.270	12	18.170	18.526	20.472	57.168	N°240 Peltola, Olli				
9	18.543	18.792	20.745	58.080	13	18.363	18.629	20.516	57.508	1	20.522	19.768	21.270	1:01.560
10	18.423	18.722	20.718	57.863	14	18.222	18.704	20.330	57.256	2	18.885	19.347	21.926	1:00.158
11	18.312	18.680	20.606	57.598	15	18.237	18.768	20.727	57.732	3	18.877	19.263	20.920	59.060
12	18.517	18.601	20.613	57.731	N°238 Haapalainen, Tuomas					4	18.673	19.003	21.037	58.713
13	18.260	18.570	20.543	57.373	1	21.333	20.245	21.639	1:03.217	5	21.459	18.968	20.802	1:01.229
14	18.311	18.567	20.855	57.733	2	18.616	19.214	21.578	59.408	6	18.555	18.797	20.723	58.075
15	18.406	18.667	20.639	57.712	3	18.786	19.083	21.103	58.972	7	18.547	19.091	20.616	58.254
					4	18.463	18.793	20.573	57.829	8	18.352	18.624	20.537	57.513
					5	18.287	18.829	20.703	57.819	9	18.499	18.856	20.436	57.791
					6	18.354	18.759	20.203	57.316	10	18.382	18.764	20.480	57.626
					7	18.330	18.688	20.501	57.519	11	18.554	18.464	20.560	57.578
					8	18.090	18.493	20.377	56.960	12	18.423	18.703	20.451	57.577
					9	18.349	18.443	20.571	57.363	13	18.169	18.639	20.430	57.238
					10	18.802	18.605	20.678	58.085	14	18.353	18.691	20.257	57.301
					11	18.151	18.330	20.381	56.862	15	18.288	18.497	20.219	57.004





KF
KF Qualifying Heats A-B
Starting Grid

212	Rokas Baciuska, Energy / Tm / Bridgestone	LTU 46.006	10	241	Simon Reicher, Fa Kart / Vortex / Bridgestone	AUT 45.287
232	Patrik Pasma, Zanardi / Parilla / Bridgestone	FIN 45.162	9	216	Matthew Waters, Ricciardo / Parilla / Bridgestone	AUS 45.142
237	Ville Viiliainen, Croc Promotion / Tm / Bridgestone	FIN 45.095	8	240	Olli Peltola, Croc Promotion / Tm / Bridgestone	FIN 45.033
239	Guillermo Russo, Croc Promotion / Tm / Bridgestone	ESP 44.979	7	236	Jessica Backman, Kosmic / Vortex / Bridgestone	SWE 44.973
206	Amalie Wichmand, Tony Kart / Vortex / Bridgestone	DNK 44.937	6	233	Lorenzo Trvisanutto, Pcr / Tm / Bridgestone	ITA 44.899
231	Benjamin Lessennes, Zanardi / Parilla / Bridgestone	BEL 44.860	5	238	Tuomas Haapalainen, Croc Promotion / Tm / Bridgestone	FIN 44.852
224	Max Fewtrell, Fa Alonso / Vortex / Bridgestone	GBR 44.831	4	229	Marcus Armstrong, Tony Kart / Vortex / Bridgestone	NZL 44.795
218	Troy Loeskow, Ricciardo / Parilla / Bridgestone	AUS 44.762	3	208	Felice Tiene, Crg / Parilla / Bridgestone	ITA 44.759
222	Karol Basz, Kosmic / Vortex / Bridgestone	POL 44.727	2	203	Mark Litchfield, Crg / Parilla / Bridgestone	GBR 44.723
201	Alexander Vartanyan, Tony Kart / Vortex / Bridgestone	RUS 44.576	1	220	Nicklas Nielsen, Tony Kart / Vortex / Bridgestone	DNK 44.437

POLE POSITION



Start : 21/02 - 11:20 15 Laps = 15,150 Km

20°WINTER CUP (ITA) 19-22/02/2015

FICr Mantova

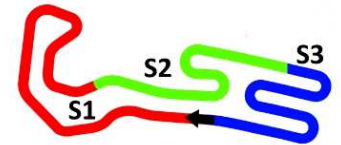
Page 1 / 1

Apex Timing

Data processing and charts edit
provided by:



Scan this QR Code for livetiming



KF
KF Qualifying Heats A-C
 Risultati

Rnk	N°	Entrant	Nat	Driver	Nat	Material	Time	Laps	Best Lap	Gap	Sector 1	Sector 2	Sector 3	Points
1	220	Tony Kart Racing Team	ITA	Nielsen, Nicklas	DNK	Tony Kart / Vortex / Bridgestone	11:19.292	15	44.776		15.591	15.181	14.004	0
2	208	C.R.G. Spa	ITA	Tiene, Felice	ITA	Crg / Parilla / Bridgestone	11:20.859	15	44.881	1.567	15.551	15.237	14.093	2
3	234	Birel Art	ITA	Barnicoat, Ben	GBR	Birel Art / Parilla / Bridgestone	11:21.179	15	44.773	1.887	15.583	15.171	14.019	3
4	204	Pfi International Karting Ltd	GBR	Hodgeson, Oliver	GBR	Kosmic / Tm / Bridgestone	11:21.471	15	44.818	2.179	15.608	15.217	13.993	4
5	203	Pfi International Karting Ltd	GBR	Litchfield, Mark	GBR	Crg / Parilla / Bridgestone	11:22.403	15	44.941	3.111	15.628	15.218	14.095	5
6	210	C.R.G. Spa	ITA	Marcu, Dionisius	ROU	Crg / Parilla / Bridgestone	11:23.066	15	44.862	3.774	15.678	15.183	14.001	6
7	229	Tony Kart Racing Team	ITA	Armstrong, Marcus	AUS	Tony Kart / Vortex / Bridgestone	11:23.549	15	44.848	4.257	15.601	15.209	14.038	7
8	230	Baby Race Srl	ITA	Lorandi, Leonardo	ITA	Tony Kart / Vortex / Bridgestone	11:24.685	15	44.938	5.393	15.626	15.264	14.048	8
9	238	Mad-Croc Karting	ITA	Haapalainen, Tuomas	FIN	Croc Promotion / Tm / Bridgestone	11:25.676	15	44.945	6.384	15.671	15.170	14.104	9
10	209	C.R.G. Spa	ITA	Hiltbrand, Pedro	ESP	Crg / Parilla / Bridgestone	11:26.998	15	44.985	7.706	15.664	15.255	14.066	10
11	213	Energy Corse Srl	ITA	Correa, Juan	USA	Energy / Tm / Bridgestone	11:28.066	15	45.005	8.774	15.518	15.350	14.137	11
12	236	Kosmic Racing Dep.	ITA	Backman, Jessica	SWE	Kosmic / Vortex / Bridgestone	11:29.411	15	45.063	10.119	15.625	15.288	14.150	12
13	233	Scuderia Pcr Srl	ITA	Travisanutto, Lorenzo	ITA	Pcr / Tm / Bridgestone	11:30.077	15	45.059	10.785	15.621	15.288	14.150	13
14	240	Mad-Croc Karting	ITA	Peltola, Olli	FIN	Croc Promotion / Tm / Bridgestone	11:31.458	15	45.165	12.166	15.676	15.246	14.243	14
15	216	Birel Art	ITA	Waters, Matthew	AUS	Ricciardo / Parilla / Bridgestone	11:35.585	15	45.405	16.293	15.787	15.375	14.243	15
16	241	M.M. Kart Racing	LUX	Reicher, Simon	AUT	Fa Kart / Vortex / Bridgestone	11:38.874	15	45.476	19.582	15.698	15.452	14.326	16
17	215	Team Komarov	RUS	Sitnikov, Nikita	RUS	Croc Promotion / Tm / Bridgestone	11:43.313	14	45.224	1 Lap	15.654	15.452	14.118	17
18	211	C.R.G. Spa	ITA	Tillet, Archie	GBR	Crg / Parilla / Bridgestone	2:31.398	3	47.453	12 Laps	16.287	16.024	15.142	18
19	202	Ward Racing	SWE	Nerman, Hugo	SWE	Tony Kart / Vortex / Bridgestone		0		15 Laps				19

Not Classified

246	IM-Racing Motorsport	DEU	Judek, Jonathan	DEU	Fa Alonso / Tm / Bridgestone	11:39.153		45.490	Excluded		15.736	15.488	14.266	22
-----	----------------------	-----	-----------------	-----	------------------------------	-----------	--	--------	----------	--	--------	--------	--------	----

N°246 Judek, Jonathan : Concorrente n° 246 Escluso dalla Manche per la decisione n°7 dei CCSS

Leaders : N°220 Nielsen, Nicklas (1-15)

Start Time : 20/02 - 15:10:27

Best Lap : N°234 Barnicoat, Ben 44.773 81,20 Kph

Weather : Sunny Air : 12°C Track : Dry

Event Record : N°220 Nielsen, Nicklas 44.437 81,82 Kph

20°WINTER CUP (ITA) 19-22/02/2015





KF
KF Qualifying Heats A-C
 Lap Chart

For information purposes. No official / regulatory value

	1	2	3	4	5	6	7	8	9	10	11	12	13	14	15	16	17	18	19	20
Grid	220	234	203	210	208	204	229	213	238	230	233	215	236	209	240	211	216	202	241	246
Start	220	234	203	208	210	229	204	238	213	230	209	233	211	236	240	216	246	241	215	
Lap 1 Interval	220	234 0.2	208 0.3	203 0.1	210 1.2	204 0.1	229 0.3	238 0.5	230 0.1	213 0.2	233 0.5	209 0.1	236 0.1	240 1.0	211 0.4	216 0.0	241 0.2	246 0.0	215 57.0	
Lap 2	220	234 0.2	208 0.3	203 0.2	204 1.3	210 0.4	229 0.1	230 0.8	238 0.4	213 0.2	209 0.4	233 0.3	236 0.0	240 1.1	216 1.5	246 0.8	241 0.3	211 0.3	215 54.0	
Lap 3	220	234 0.2	208 0.2	203 0.2	204 1.2	210 0.5	229 0.3	230 0.6	238 0.6	209 0.9	213 0.1	236 0.3	233 0.2	240 0.7	216 1.6	241 1.5	246 0.1	241 1.0	215 52.5	
Lap 4	220	234 0.2	208 0.2	203 0.2	204 1.2	210 0.6	229 0.4	230 0.5	238 0.7	209 1.1	213 0.3	236 0.3	233 0.3	240 0.7	216 1.9	241 1.7	246 0.1	215 53.0		
Lap 5	220	208 0.5	203 0.3	234 0.2	204 0.8	210 0.6	229 0.6	230 0.3	238 0.9	209 1.1	213 0.5	236 0.3	233 0.4	240 0.7	216 2.0	241 1.9	246 0.3	215 52.5		
Lap 6	220	208 0.6	234 0.5	203 0.2	204 0.6	210 0.7	229 0.5	230 0.4	238 0.9	209 1.1	213 0.6	236 0.4	233 0.4	240 0.8	216 2.2	241 2.0	246 0.3	215 52.0		
Lap 7	220	208 0.7	234 0.5	203 0.1	204 0.4	210 0.9	229 0.5	230 0.4	238 0.9	209 1.2	213 0.6	236 0.5	233 0.4	240 0.9	216 2.3	241 2.3	246 0.3	215 51.7		
Lap 8	220	208 0.9	234 0.5	203 0.2	204 0.3	210 1.0	229 0.5	230 0.5	238 0.8	209 1.2	213 0.7	236 0.6	233 0.5	240 0.9	216 2.5	241 2.4	246 0.3	215 51.4		
Lap 9	220	208 1.0	234 0.6	203 0.2	204 0.2	210 1.0	229 0.6	230 0.5	238 0.8	209 1.1	213 0.7	236 0.8	233 0.6	240 1.1	216 2.7	241 2.5	246 0.2	215 51.0		
Lap 10	220	208 1.1	234 0.6	204 0.3	203 0.1	210 0.9	229 0.5	230 0.8	238 0.8	209 1.2	213 0.8	236 0.8	233 0.6	240 1.1	216 3.0	241 2.7	246 0.2	215 50.7		
Lap 11	220	208 1.2	234 0.6	204 0.2	203 0.4	210 0.8	229 0.4	230 0.8	238 0.8	209 1.1	213 0.8	236 1.0	233 0.6	240 1.1	216 3.2	241 2.8	246 0.2	215 50.5		
Lap 12	220	208 1.2	234 0.6	204 0.2	203 0.5	210 0.8	229 0.4	230 0.9	238 0.8	209 1.3	213 0.8	236 1.1	233 0.6	240 1.2	216 3.4	241 3.0	246 0.1	215 50.2		
Lap 13	220	208 1.3	234 0.5	204 0.2	203 0.6	210 0.8	229 0.4	230 1.0	238 0.8	209 1.2	213 1.0	236 1.2	233 0.6	240 1.2	216 3.6	241 3.1	246 0.1	215 49.9		
Lap 14	220	208 1.5	234 0.4	204 0.2	203 0.8	210 0.7	229 0.4	230 1.0	238 0.8	209 1.3	213 1.1	236 1.2	233 0.6	240 1.2	216 3.9	241 3.2	246 0.1	215 49.7		
Lap 15	220	208 1.5	234 0.3	204 0.2	203 0.9	210 0.6	229 0.4	230 1.1	238 0.9	209 1.3	213 1.0	236 1.3	233 0.6	240 1.3	216 4.1	241 3.2	246 0.2			





KF
KF Qualifying Heats A-C
 Analysis

For information purposes. No official / regulatory value

Laps	Sector 1	Sector 2	Sector 3	Lap Time	Laps	Sector 1	Sector 2	Sector 3	Lap Time	Laps	Sector 1	Sector 2	Sector 3	Lap Time
N°203 Litchfield, Mark					4	15.699	15.335	14.229	45.263	8	15.723	15.242	14.073	45.038
1	16.843	15.708	14.355	46.906	5	15.647	15.297	14.255	45.199	9	15.682	15.202	14.046	44.930
2	15.946	15.493	14.306	45.745	6	15.638	15.270	14.253	45.161	10	15.650	15.238	14.081	44.969
3	15.753	15.392	14.339	45.484	7	15.641	15.345	14.140	45.126	11	15.664	15.226	14.076	44.966
4	15.750	15.297	14.194	45.241	8	15.611	15.294	14.133	45.038	12	15.689	15.214	14.052	44.955
5	15.754	15.260	14.308	45.322	9	15.587	15.252	14.103	44.942	13	15.693	15.217	14.051	44.961
6	15.705	15.294	14.561	45.560	10	15.552	15.298	14.090	44.940	14	15.623	15.210	14.032	44.865
7	15.682	15.271	14.135	45.088	11	15.546	15.258	14.109	44.913	15	15.678	15.183	14.001	44.862
8	15.639	15.309	14.145	45.093	12	15.586	15.222	14.108	44.916	N°211 Tillet, Archie				
9	15.670	15.232	14.064	44.966	13	15.558	15.238	14.133	44.929	1	17.629	16.994	15.890	50.513
10	15.688	15.264	14.395	45.347	14	15.552	15.277	14.122	44.951	2	16.581	16.788	15.970	49.339
11	15.734	15.280	14.050	45.064	15	15.551	15.237	14.093	44.881	3	16.287	16.024	15.142	47.453
12	15.628	15.218	14.095	44.941	N°209 Hiltbrand, Pedro					N°213 Correa, Juan				
13	15.607	15.220	14.127	44.954	1	17.512	16.023	15.754	49.289	1	17.331	16.216	15.227	48.774
14	15.609	15.223	14.161	44.993	2	16.196	15.553	14.569	46.318	2	16.014	15.703	14.764	46.481
15	15.576	15.267	14.109	44.952	3	15.949	15.394	14.624	45.967	3	16.163	15.663	14.816	46.642
N°204 Hodgeson, Oliver					4	15.959	15.446	14.310	45.715	4	15.966	15.496	14.389	45.851
1	16.995	16.195	14.592	47.782	5	15.788	15.361	14.203	45.352	5	15.768	15.492	14.304	45.564
2	16.005	15.473	14.268	45.746	6	15.739	15.295	14.177	45.211	6	15.655	15.381	14.264	45.300
3	15.763	15.416	14.190	45.369	7	15.751	15.295	14.117	45.163	7	15.639	15.359	14.206	45.204
4	15.691	15.392	14.186	45.269	8	15.686	15.299	14.066	45.051	8	15.605	15.321	14.173	45.099
5	15.688	15.307	14.130	45.125	9	15.664	15.255	14.066	44.985	9	15.568	15.306	14.167	45.041
6	15.646	15.364	14.110	45.120	10	15.647	15.299	14.085	45.031	10	15.505	15.394	14.200	45.099
7	15.639	15.243	14.039	44.921	11	15.647	15.304	14.061	45.012	11	15.527	15.335	14.165	45.027
8	15.646	15.286	14.024	44.956	12	15.689	15.246	14.139	45.074	12	15.581	15.327	14.189	45.097
9	15.617	15.224	14.024	44.865	13	15.641	15.239	14.106	44.986	13	15.604	15.335	14.233	45.172
10	15.594	15.217	14.109	44.920	14	15.665	15.260	14.135	45.060	14	15.556	15.380	14.174	45.110
11	15.579	15.252	14.007	44.838	15	15.700	15.243	14.101	45.044	15	15.518	15.350	14.137	45.005
12	15.655	15.220	13.960	44.835	N°210 Marcu, Dionisius					N°215 Sitnikov, Nikita				
13	15.608	15.217	13.993	44.818	1	17.510	15.882	14.605	47.997	1	16.345	15.766	14.630	46.741
14	15.597	15.209	14.039	44.845	2	16.373	15.534	14.382	46.289	2	15.961	15.655	14.461	46.077
15	15.602	15.200	14.019	44.821	3	15.923	15.346	14.255	45.524	3	15.896	15.632	14.360	45.888
N°208 Tiene, Felice					4	15.751	15.371	14.223	45.345	4	15.849	15.531	14.394	45.774
1	16.633	15.588	14.428	46.649	5	15.712	15.281	14.163	45.156	5	15.835	15.482	14.279	45.596
2	15.906	15.440	14.346	45.692	6	15.767	15.272	14.169	45.208	6	15.757	15.459	14.258	45.474
3	15.799	15.340	14.288	45.427	7	15.712	15.282	14.091	45.085	7	15.718	15.428	14.289	45.435





KF
KF Qualifying Heats A-C
 Analysis

For information purposes. No official / regulatory value

Laps	Sector 1	Sector 2	Sector 3	Lap Time
8	15.709	15.364	14.219	45.292
9	15.645	15.438	14.229	45.312
10	15.722	15.401	14.157	45.280
11	15.728	15.392	14.192	45.312
12	15.704	15.433	14.247	45.384
13	15.654	15.452	14.118	45.224
14	15.645	15.460	14.217	45.322

N°216 Waters, Matthew				
Laps	Sector 1	Sector 2	Sector 3	Lap Time
1	17.534	16.759	15.854	50.147
2	16.613	16.366	14.739	47.718
3	16.080	15.562	14.586	46.228
4	16.001	15.616	14.448	46.065
5	15.860	15.420	14.501	45.781
6	15.875	15.433	14.423	45.731
7	15.840	15.358	14.341	45.539
8	15.910	15.437	14.259	45.606
9	15.821	15.389	14.353	45.563
10	15.774	15.426	14.252	45.452
11	15.775	15.382	14.287	45.444
12	15.786	15.365	14.277	45.428
13	15.773	15.402	14.354	45.529
14	15.787	15.375	14.243	45.405
15	15.748	15.362	14.315	45.425

N°220 Nielsen, Nicklas				
Laps	Sector 1	Sector 2	Sector 3	Lap Time
1	16.498	15.477	14.311	46.286
2	15.855	15.528	14.371	45.754
3	15.796	15.363	14.288	45.447
4	15.697	15.370	14.282	45.349
5	15.715	15.284	14.148	45.147
6	15.638	15.307	14.138	45.083
7	15.642	15.225	14.085	44.952
8	15.644	15.213	14.053	44.910
9	15.601	15.193	14.023	44.817
10	15.559	15.282	14.013	44.854
11	15.532	15.260	14.034	44.826
12	15.587	15.220	14.052	44.859

Laps	Sector 1	Sector 2	Sector 3	Lap Time
13	15.601	15.224	14.042	44.867
14	15.591	15.181	14.004	44.776
15	15.577	15.203	14.039	44.819

N°229 Armstrong, Marcus				
Laps	Sector 1	Sector 2	Sector 3	Lap Time
1	17.041	16.548	14.723	48.312
2	16.099	15.531	14.368	45.998
3	15.944	15.401	14.316	45.661
4	15.799	15.409	14.223	45.431
5	15.776	15.319	14.268	45.363
6	15.686	15.318	14.181	45.185
7	15.646	15.298	14.128	45.072
8	15.641	15.208	14.125	44.974
9	15.604	15.260	14.178	45.042
10	15.601	15.209	14.038	44.848
11	15.602	15.216	14.074	44.892
12	15.677	15.196	14.116	44.989
13	15.626	15.235	14.068	44.929
14	15.597	15.219	14.091	44.907
15	15.642	15.152	14.068	44.862

N°230 Lorandi, Leonardo				
Laps	Sector 1	Sector 2	Sector 3	Lap Time
1	17.326	16.141	14.956	48.423
2	16.132	15.525	14.479	46.136
3	15.831	15.419	14.219	45.469
4	15.743	15.343	14.268	45.354
5	15.679	15.359	14.161	45.199
6	15.757	15.354	14.134	45.245
7	15.710	15.249	14.087	45.046
8	15.677	15.314	14.130	45.121
9	15.673	15.270	14.100	45.043
10	15.721	15.260	14.113	45.094
11	15.653	15.279	14.021	44.953
12	15.671	15.276	14.091	45.038
13	15.686	15.237	14.092	45.015
14	15.642	15.276	14.028	44.946
15	15.626	15.264	14.048	44.938

Laps	Sector 1	Sector 2	Sector 3	Lap Time
13	15.601	15.224	14.042	44.867
14	15.591	15.181	14.004	44.776
15	15.577	15.203	14.039	44.819

N°233 Trvisanutto, Lorenzo				
Laps	Sector 1	Sector 2	Sector 3	Lap Time
1	17.096	16.399	15.389	48.884
2	16.137	15.665	14.944	46.746
3	15.931	15.561	14.992	46.484
4	15.900	15.607	14.364	45.871
5	15.802	15.509	14.307	45.618
6	15.717	15.451	14.261	45.429
7	15.713	15.407	14.219	45.339
8	15.732	15.384	14.252	45.368
9	15.683	15.364	14.166	45.213
10	15.651	15.389	14.162	45.202
11	15.621	15.402	14.187	45.210
12	15.637	15.398	14.182	45.217
13	15.690	15.378	14.178	45.246
14	15.638	15.362	14.155	45.155
15	15.621	15.288	14.150	45.059

N°234 Barnicoat, Ben				
Laps	Sector 1	Sector 2	Sector 3	Lap Time
1	16.580	15.513	14.338	46.431
2	15.895	15.488	14.332	45.715
3	15.865	15.354	14.275	45.494
4	15.719	15.398	14.210	45.327
5	15.696	15.699	14.660	46.055
6	15.661	15.246	14.198	45.105
7	15.628	15.356	14.131	45.115
8	15.613	15.288	14.121	45.022
9	15.599	15.310	14.104	45.013
10	15.584	15.314	14.087	44.985
11	15.557	15.284	14.103	44.944
12	15.562	15.236	14.058	44.856
13	15.557	15.262	14.046	44.865
14	15.560	15.193	14.058	44.811
15	15.583	15.171	14.019	44.773

N°236 Backman, Jessica				
Laps	Sector 1	Sector 2	Sector 3	Lap Time
1	17.737	16.113	15.161	49.011
2	16.341	15.605	14.592	46.538
3	16.151	15.494	14.540	46.185





KF
KF Qualifying Heats A-C
 Analysis

For information purposes. No official / regulatory value

Laps	Sector 1	Sector 2	Sector 3	Lap Time
4	15.969	15.458	14.411	45.838
5	15.813	15.434	14.253	45.500
6	15.794	15.396	14.232	45.422
7	15.751	15.333	14.242	45.326
8	15.700	15.368	14.168	45.236
9	15.689	15.306	14.179	45.174
10	15.639	15.335	14.192	45.166
11	15.641	15.359	14.194	45.194
12	15.635	15.385	14.203	45.223
13	15.643	15.373	14.219	45.235
14	15.703	15.315	14.141	45.159
15	15.625	15.288	14.150	45.063

N°238 Haapalainen, Tuomas

Laps	Sector 1	Sector 2	Sector 3	Lap Time
1	17.343	16.084	14.996	48.423
2	16.187	15.519	15.021	46.727
3	15.911	15.481	14.361	45.753
4	15.770	15.363	14.311	45.444
5	15.786	15.334	14.245	45.365
6	15.769	15.247	14.183	45.199
7	15.721	15.266	14.124	45.111
8	15.685	15.226	14.116	45.027
9	15.691	15.236	14.138	45.065
10	15.661	15.241	14.120	45.022
11	15.642	15.227	14.150	45.019
12	15.644	15.177	14.145	44.966
13	15.701	15.251	14.132	45.084
14	15.671	15.170	14.104	44.945
15	15.643	15.214	14.186	45.043

N°240 Peltola, Olli

Laps	Sector 1	Sector 2	Sector 3	Lap Time
1	17.935	16.513	15.449	49.897
2	16.297	15.729	14.657	46.683
3	16.021	15.538	14.496	46.055
4	15.897	15.501	14.422	45.820
5	15.855	15.443	14.351	45.649
6	15.788	15.423	14.326	45.537
7	15.742	15.450	14.270	45.462

Laps	Sector 1	Sector 2	Sector 3	Lap Time
8	15.732	15.352	14.262	45.346
9	15.750	15.344	14.292	45.386
10	15.665	15.280	14.259	45.204
11	15.680	15.337	14.214	45.231
12	15.709	15.284	14.252	45.245
13	15.694	15.323	14.238	45.255
14	15.676	15.246	14.243	45.165
15	15.696	15.329	14.195	45.220

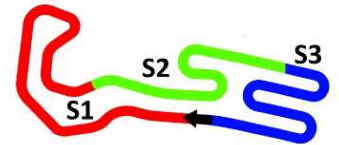
N°241 Reicher, Simon

Laps	Sector 1	Sector 2	Sector 3	Lap Time
1	17.630	16.564	15.706	49.900
2	16.503	16.670	15.480	48.653
3	16.151	15.722	14.762	46.635
4	15.958	15.656	14.630	46.244
5	15.861	15.571	14.559	45.991
6	15.787	15.561	14.477	45.825
7	15.807	15.483	14.487	45.777
8	15.824	15.490	14.394	45.708
9	15.816	15.447	14.479	45.742
10	15.725	15.460	14.399	45.584
11	15.748	15.443	14.377	45.568
12	15.785	15.464	14.388	45.637
13	15.776	15.424	14.414	45.614
14	15.707	15.437	14.363	45.507
15	15.698	15.452	14.326	45.476

N°246 Judek, Jonathan

Laps	Sector 1	Sector 2	Sector 3	Lap Time
1	17.592	16.906	15.593	50.091
2	16.650	16.503	15.144	48.297
3	16.257	16.066	14.818	47.141
4	16.029	15.709	14.487	46.225
5	16.024	15.726	14.400	46.150
6	15.945	15.550	14.422	45.917
7	15.865	15.568	14.315	45.748
8	15.777	15.562	14.329	45.668
9	15.729	15.516	14.383	45.628
10	15.715	15.561	14.375	45.651
11	15.736	15.488	14.266	45.490





KF
KF Qualifying Heats A-C
Starting Grid

246 Jonathan Judek, Fa Alonso / Tm / Bridgestone	DEL 46.908	10	241 Simon Reicher, Fa Kart / Vortex / Bridgestone	AUT 45.287
202 Hugo Nerman, Tony Kart / Vortex / Bridgestone	SWE 45.226	9	216 Matthew Waters, Ricciardo / Parilla / Bridgestone	AUS 45.142
211 Archie Tillet, Crg / Parilla / Bridgestone	GBR 45.112	8	240 Olli Peltola, Croc Promotion / Tm / Bridgestone	FIN 45.033
209 Pedro Hiltbrand, Crg / Parilla / Bridgestone	ESP 44.995	7	236 Jessica Backman, Kosmic / Vortex / Bridgestone	SWE 44.973
215 Nikita Sitnikov, Croc Promotion / Tm / Bridgestone	RUS 44.958	6	233 Lorenzo Travanutto, Pcr / Tm / Bridgestone	ITA 44.899
230 Leonardo Lorandi, Tony Kart / Vortex / Bridgestone	ITA 44.871	5	238 Tuomas Haapalainen, Croc Promotion / Tm / Bridgestone	FIN 44.852
213 Juan Correa, Energy / Tm / Bridgestone	USA 44.834	4	229 Marcus Armstrong, Tony Kart / Vortex / Bridgestone	NZL 44.795
204 Oliver Hodgeson, Kosmic / Tm / Bridgestone	GBR 44.777	3	208 Felice Tiene, Crg / Parilla / Bridgestone	ITA 44.759
210 Dionisius Marcu, Crg / Parilla / Bridgestone	ROU 44.731	2	203 Mark Litchfield, Crg / Parilla / Bridgestone	GBR 44.723
234 Ben Barnicoat, Birel Art / Parilla / Bridgestone	GBR 44.669	1	220 Nicklas Nielsen, Tony Kart / Vortex / Bridgestone	DNK 44.437

POLE POSITION



Start : 20/02 - 15:05 15 Laps = 15,150 Km

20°WINTER CUP (ITA) 19-22/02/2015

FICr Mantova

Page 1 / 1

Apex Timing

Data processing and charts edit
provided by:



Scan this QR Code for livetiming



KF
KF Qualifying Practice (QP)
 Results

Rnk	N°	Entrant	Nat	Driver	Nat	QP-S1	QP-S2	Time	Gap	Laps	Group
1	220	Tony Kart Racing Team	ITA	Nielsen, Nicklas	DNK	44.437	-	44.437		12	A
2	201	Ward Racing	SWE	Vartanyan, Alexander	RUS	-	44.576	44.576	0.139	13	B
3	234	Birel Art	ITA	Barnicoat, Ben	GBR	-	44.669	44.669	0.232	12	C
4	207	Pm-Racing	DEU	Chaimongkol, Sasakorn	THA	-	44.691	44.691	0.254	13	D
5	203	Pfi International Karting Ltd	GBR	Litchfield, Mark	GBR	-	44.723	44.723	0.286	13	A
6	222	Kosmic Racing Dep.	ITA	Basz, Karol	POL	44.727	-	44.727	0.290	13	B
7	210	C.R.G. Spa	ITA	Marcu, Dionisius	ROU	44.731	-	44.731	0.294	13	C
8	244	CRG Keijzer Racing	NLD	Van Leeuwen, Martijn	NLD	44.732	-	44.732	0.295	13	D
9	208	C.R.G. Spa	ITA	Tiene, Felice	ITA	-	44.759	44.759	0.322	12	A
10	218	Birel Art	ITA	Loeskow, Troy	AUS	44.762	-	44.762	0.325	12	B
11	204	Pfi International Karting Ltd	GBR	Hodgeson, Oliver	GBR	-	44.777	44.777	0.340	13	C
12	225	Speedkart	POL	Szysko, Szymon	POL	-	44.786	44.786	0.349	13	D
13	229	Tony Kart Racing Team	ITA	Armstrong, Marcus	NZL	-	44.795	44.795	0.358	12	A
14	224	Ricky Flynn Motorsport	GBR	Fewtrell, Max	GBR	-	44.831	44.831	0.394	13	B
15	213	Energy Corse Srl	ITA	Correa, Juan	USA	-	44.834	44.834	0.397	13	C
16	219	Birel Art	ITA	McLellan, Liam	AUS	44.847	-	44.847	0.410	12	D
17	238	Mad-Croc Karting	ITA	Haapalainen, Tuomas	FIN	-	44.852	44.852	0.415	12	A
18	231	Strakka Bhaitech	SWE	Lessennes, Benjamin	BEL	44.860	-	44.860	0.423	12	B
19	230	Baby Race Srl	ITA	Lorandi, Leonardo	ITA	-	44.871	44.871	0.434	12	C
20	243	Foco Racing Team	ITA	Cunati, Simone	ITA	44.876	-	44.876	0.439	12	D
21	233	Scuderia Pcr Srl	ITA	Travisanutto, Lorenzo	ITA	-	44.899	44.899	0.462	13	A
22	206	Wichmand Bjorn	DNK	Wichmand, Amalie	DNK	44.937	-	44.937	0.500	13	B
23	215	Team Komarov	RUS	Sitnikov, Nikita	RUS	-	44.958	44.958	0.521	13	C
24	223	Martin Muller	CHE	Muller, Michael	CHE	44.970	-	44.970	0.533	13	D
25	236	Kosmic Racing Dep.	ITA	Backman, Jessica	SWE	-	44.973	44.973	0.536	13	A
26	239	Dpk Racing	ESP	Russo, Guillermo	ESP	44.979	-	44.979	0.542	12	B
27	209	C.R.G. Spa	ITA	Hiltbrand, Pedro	ESP	-	44.995	44.995	0.558	12	C
28	242	Ksm Racing Team	DEU	Lirim, Zendeli	DEU	44.995	-	44.995	0.558	13	D
29	240	Mad-Croc Karting	ITA	Peltola, Olli	FIN	45.033	-	45.033	0.596	13	A
30	237	Mad-Croc Karting	ITA	Viiilainen, Ville	FIN	45.095	-	45.095	0.658	13	B
31	211	C.R.G. Spa	ITA	Tillet, Archie	FIN	45.112	-	45.112	0.675	12	C
32	205	Ward Racing	SWE	Johnsen, Sindre	NOR	45.141	-	45.141	0.704	12	D
33	216	Birel Art	ITA	Waters, Matthew	AUS	45.142	-	45.142	0.705	12	A
34	232	Strakka Bhaitech	SWE	Pasma, Patrik	FIN	-	45.162	45.162	0.725	13	B
35	202	Ward Racing	SWE	Nerman, Hugo	SWE	-	45.226	45.226	0.789	13	C
36	235	Crg Keijzer Racing	NLD	Solheim, Lars	NOR	45.248	-	45.248	0.811	12	D
37	241	M.M. Kart Racing	LUX	Reicher, Simon	AUT	-	45.287	45.287	0.850	13	A
38	212	Energy Corse Srl	ITA	Baciuska, Rokas	LIT	46.006	-	46.006	1.569	6	B
39	246	IM-Racing Motorsport	DEU	Judek, Jonathan	DEU	46.908	-	46.908	2.471	3	C

Gap Between Series : 100.31%





KF

Document 19.1 OFFICIAL

KF Qualifying Practice - Series 2 (QP-S2)

Results

Rnk	N°	Entrant	Nat	Driver	Nat	Material	Sector 1	Sector 2	Sector 3	Time	Gap	Laps
1	201	Ward Racing	SWE	Vartanyan, Alexander	RUS	Tony Kart / Vortex / Bridgestone	15.539	15.166	13.871	44.576		13
2	234	Birel Art	ITA	Barnicoat, Ben	GBR	Birel Art / Parilla / Bridgestone	15.519	15.187	13.963	44.669	0.093	12
3	207	Pm-Racing	DEU	Chaimongkol, Sasakorn	THA	Kosmic / Tm / Bridgestone	15.476	15.221	13.994	44.691	0.115	13
4	203	Pfi International Karting Ltd	GBR	Litchfield, Mark	GBR	Crg / Parilla / Bridgestone	15.538	15.223	13.962	44.723	0.147	13
5	208	C.R.G. Spa	ITA	Tiene, Felice	ITA	Crg / Parilla / Bridgestone	15.504	15.177	14.078	44.759	0.183	12
6	204	Pfi International Karting Ltd	GBR	Hodgeson, Oliver	GBR	Kosmic / Tm / Bridgestone	15.547	15.300	13.930	44.777	0.201	13
7	225	Speedkart	POL	Szysko, Szymon	POL	Kosmic / Vortex / Bridgestone	15.597	15.194	13.995	44.786	0.210	13
8	229	Tony Kart Racing Team	ITA	Armstrong, Marcus	NZL	Tony Kart / Vortex / Bridgestone	15.582	15.210	14.003	44.795	0.219	12
9	224	Ricky Flynn Motorsport	GBR	Fewtrell, Max	GBR	Fa Alonso / Vortex / Bridgestone	15.616	15.266	13.949	44.831	0.255	13
10	213	Energy Corse Srl	ITA	Correa, Juan	USA	Energy / Tm / Bridgestone	15.531	15.286	14.017	44.834	0.258	13
11	238	Mad-Croc Karting	ITA	Haapalainen, Tuomas	FIN	Croc Promotion / Tm / Bridgestone	15.655	15.132	14.065	44.852	0.276	12
12	230	Baby Race Srl	ITA	Lorandi, Leonardo	ITA	Tony Kart / Vortex / Bridgestone	15.599	15.235	14.037	44.871	0.295	12
13	233	Scuderia Pcr Srl	ITA	Travisanutto, Lorenzo	ITA	Pcr / Tm / Bridgestone	15.520	15.284	14.095	44.899	0.323	13
14	215	Team Komarov	RUS	Sitnikov, Nikita	RUS	Croc Promotion / Tm / Bridgestone	15.570	15.291	14.097	44.958	0.382	13
15	236	Kosmic Racing Dep.	ITA	Backman, Jessica	SWE	Kosmic / Vortex / Bridgestone	15.584	15.318	14.071	44.973	0.397	13
16	209	C.R.G. Spa	ITA	Hiltbrand, Pedro	ESP	Crg / Parilla / Bridgestone	15.603	15.318	14.074	44.995	0.419	12
17	232	Strakka Bhaitech	SWE	Pasma, Patrik	FIN	Zanardi / Parilla / Bridgestone	15.679	15.359	14.124	45.162	0.586	13
18	202	Ward Racing	SWE	Nerman, Hugo	SWE	Tony Kart / Vortex / Bridgestone	15.583	15.416	14.227	45.226	0.650	13
19	241	M.M. Kart Racing	LUX	Reicher, Simon	AUT	Fa Kart / Vortex / Bridgestone	15.713	15.392	14.182	45.287	0.711	13

Start Time : 20/02 - 13:11:40

Best Lap : N°201 Vartanyan, Alexander

44.576 81,56 Kph

Weather : Sunny Air : 12°C Track : Dry

Event Record : N°220 Nielsen, Nicklas

44.437 81,82 Kph

20°WINTER CUP (ITA) 19-22/02/2015





KF

KF Qualifying Practice - Series 2 (QP-S2)

For information purposes. No official / regulatory value

Best Sectors Analysis

S1			S2			S3			Ideal Lap Times						
Rnk	N°	Time	Rnk	N°	Time	Rnk	N°	Time	Rnk	N°	Driver	Nat	Ideal Lap	Best Lap	Diff.
1	234	15.462	1	238	15.132	1	201	13.857	1	201	Vartanyan, Alexander	RUS	44.552	44.576	0.024
2	207	15.476	2	201	15.166	2	204	13.930	2	234	Barnicoat, Ben	GBR	44.612	44.669	0.057
3	213	15.493	3	208	15.177	3	207	13.946	3	207	Chaimongkol, Sasakorn	THA	44.643	44.691	0.048
4	208	15.504	4	225	15.185	4	224	13.949	4	203	Litchfield, Mark	GBR	44.698	44.723	0.025
5	233	15.520	5	234	15.187	5	203	13.962	5	204	Hodgeson, Oliver	GBR	44.721	44.777	0.056
6	215	15.527	6	203	15.198	6	234	13.963	6	208	Tiene, Felice	ITA	44.734	44.759	0.025
7	201	15.529	7	229	15.208	7	229	13.965	7	229	Armstrong, Marcus	NZL	44.755	44.795	0.040
8	203	15.538	7	224	15.208	8	225	13.995	7	224	Fewtrell, Max	GBR	44.755	44.831	0.076
9	204	15.547	9	207	15.221	9	230	13.997	9	213	Correa, Juan	USA	44.766	44.834	0.068
10	230	15.552	10	230	15.231	10	213	14.017	10	225	Szysko, Szymon	POL	44.777	44.786	0.009
11	209	15.564	11	204	15.244	11	238	14.018	11	230	Lorandi, Leonardo	ITA	44.780	44.871	0.091
12	229	15.582	12	213	15.256	12	236	14.038	12	238	Haapalainen, Tuomas	FIN	44.789	44.852	0.063
13	202	15.583	13	209	15.281	13	233	14.046	13	233	Travisanutto, Lorenzo	ITA	44.850	44.899	0.049
14	236	15.584	14	233	15.284	14	208	14.053	14	215	Sitnikov, Nikita	RUS	44.893	44.958	0.065
15	225	15.597	15	215	15.291	15	209	14.062	15	209	Hiltbrand, Pedro	ESP	44.907	44.995	0.088
16	224	15.598	16	236	15.298	16	215	14.075	16	236	Backman, Jessica	SWE	44.920	44.973	0.053
17	238	15.639	17	232	15.359	17	232	14.099	17	232	Pasma, Patrik	FIN	45.127	45.162	0.035
18	232	15.669	18	241	15.392	18	241	14.182	18	202	Nerman, Hugo	SWE	45.226	45.226	
19	241	15.713	19	202	15.416	19	202	14.227	19	241	Reicher, Simon	AUT	45.287	45.287	





KF
KF Qualifying Practice - Series 2 (QP-S2)
 Analysis

For information purposes. No official / regulatory value

Laps	Sector 1	Sector 2	Sector 3	Lap Time	Laps	Sector 1	Sector 2	Sector 3	Lap Time	Laps	Sector 1	Sector 2	Sector 3	Lap Time
N°201 Vartanyan, Alexander					8	15.538	15.223	13.962	44.723	2	20.935	17.176	15.847	53.958
1	17.621	16.476	14.944	49.041	9	15.741	15.208	14.028	44.977	3	16.263	15.637	14.379	46.279
2	16.621	17.823	14.753	49.197	10	15.549	15.239	13.982	44.770	4	15.750	15.396	14.155	45.301
3	16.112	15.423	14.208	45.743	11	15.581	15.198	14.076	44.855	5	15.588	15.355	14.110	45.053
4	15.817	15.360	14.101	45.278	12	15.680	15.314	14.058	45.052	6	15.507	15.315	14.109	44.931
5	15.795	15.305	14.011	45.111	13	15.563	15.234	14.017	44.814	7	15.554	15.317	14.053	44.924
6	15.693	15.272	13.943	44.908	N°204 Hodgeson, Oliver					8	15.529	16.479	15.261	47.269
7	15.595	15.194	13.918	44.707	1	17.926	16.504	14.948	49.378	9	15.537	15.227	14.054	44.818
8	15.613	15.223	13.857	44.693	2	16.362	15.677	14.359	46.398	10	15.504	15.177	14.078	44.759
9	15.539	15.166	13.871	44.576	3	15.878	15.421	14.162	45.461	11	15.555	15.244	15.133	45.932
10	15.585	15.248	14.086	44.919	4	15.716	15.429	14.063	45.208	12	15.567	15.205	14.118	44.890
11	15.575	15.201	13.929	44.705	5	15.648	15.352	14.082	45.082	N°209 Hiltbrand, Pedro				
12	15.572	15.188	13.870	44.630	6	15.616	15.382	13.971	44.969	1	20.414	17.447	15.394	53.255
13	15.529	15.180	13.952	44.661	7	15.604	15.336	13.951	44.891	2	16.476	21.191	16.724	54.391
N°202 Nerman, Hugo					8	15.592	15.274	13.957	44.823	3	16.132	15.556	14.420	46.108
1	18.861	16.976	15.590	51.427	9	15.582	15.250	14.029	44.861	4	15.749	15.408	14.203	45.360
2	16.708	16.063	14.738	47.509	10	15.560	15.244	14.027	44.831	5	15.704	15.369	14.096	45.169
3	16.055	15.804	14.520	46.379	11	15.547	15.300	13.930	44.777	6	15.646	15.339	14.115	45.100
4	16.161	15.593	14.351	46.105	12	15.605	15.274	13.968	44.847	7	15.629	15.316	14.095	45.040
5	15.742	15.534	14.294	45.570	13	15.601	15.247	13.949	44.797	8	15.564	15.281	14.162	45.007
6	15.694	15.588	14.293	45.575	N°207 Chaimongkol, Sasakorn					9	15.635	15.307	14.062	45.004
7	15.661	15.532	14.341	45.534	1	19.033	18.054	15.765	52.852	10	15.603	15.302	15.209	46.114
8	15.652	15.749	14.283	45.684	2	17.160	16.469	14.834	48.463	11	15.667	15.376	14.134	45.177
9	15.670	15.504	14.649	45.823	3	16.648	15.927	14.533	47.108	12	15.603	15.318	14.074	44.995
10	15.680	15.514	14.235	45.429	4	16.029	15.562	14.295	45.886	N°213 Correa, Juan				
11	15.610	15.430	14.227	45.267	5	15.821	15.470	14.222	45.513	1	17.675	16.507	15.059	49.241
12	15.583	15.416	14.227	45.226	6	15.725	15.345	14.090	45.160	2	16.786	16.214	14.669	47.669
13	15.676	15.545	14.303	45.524	7	16.828	15.441	14.112	46.381	3	16.117	15.556	14.329	46.002
N°203 Litchfield, Mark					8	15.633	15.315	14.299	45.247	4	15.772	15.527	14.213	45.512
1	17.977	16.160	14.778	48.915	9	15.585	15.289	13.973	44.847	5	15.612	15.408	14.126	45.146
2	16.099	15.476	14.205	45.780	10	15.557	15.256	14.031	44.844	6	15.552	15.392	14.046	44.990
3	15.801	15.462	14.288	45.551	11	15.538	15.263	13.946	44.747	7	15.508	15.265	14.065	44.838
4	15.745	15.291	14.075	45.111	12	15.554	15.241	13.989	44.784	8	15.531	15.286	14.017	44.834
5	15.682	15.317	13.996	44.995	13	15.476	15.221	13.994	44.691	9	15.502	15.256	14.101	44.859
6	15.688	15.293	14.075	45.056	N°208 Tiene, Felice					10	15.498	15.292	14.056	44.846
7	15.580	15.259	13.989	44.828	1	20.461	17.206	15.564	53.231	11	15.493	15.311	14.061	44.865





KF
KF Qualifying Practice - Series 2 (QP-S2)
 Analysis

For information purposes. No official / regulatory value

Laps	Sector 1	Sector 2	Sector 3	Lap Time	Laps	Sector 1	Sector 2	Sector 3	Lap Time	Laps	Sector 1	Sector 2	Sector 3	Lap Time
12	15.536	15.341	14.050	44.927	6	15.772	15.311	14.049	45.132	2	16.967	16.034	14.751	47.752
13	15.493	15.320	14.065	44.878	7	15.644	15.258	14.088	44.990	3	16.249	15.740	14.467	46.456
N°215 Sitnikov, Nikita					8	15.658	15.185	14.126	44.969	4	16.264	15.638	14.339	46.241
1	18.877	17.029	15.418	51.324	9	15.643	15.230	14.075	44.948	5	15.864	15.514	14.197	45.575
2	17.124	15.952	14.608	47.684	10	15.607	15.245	14.037	44.889	6	15.797	15.507	14.179	45.483
3	15.974	15.526	14.396	45.896	11	15.602	15.201	14.051	44.854	7	15.774	15.460	14.162	45.396
4	15.770	15.457	14.220	45.447	12	15.597	15.194	13.995	44.786	8	15.778	16.192	16.596	48.566
5	15.668	15.411	14.206	45.285	13	15.648	15.251	14.028	44.927	9	15.825	15.509	14.171	45.505
6	15.666	15.327	14.190	45.183	N°229 Armstrong, Marcus					10	15.749	15.482	14.138	45.369
7	15.604	15.336	14.075	45.015	1	20.337	17.539	16.180	54.056	11	15.669	15.422	14.125	45.216
8	15.673	15.311	14.203	45.187	2	16.746	17.329	15.318	49.393	12	15.679	15.359	14.124	45.162
9	15.613	15.380	14.095	45.088	3	16.132	15.550	14.359	46.041	13	15.716	15.367	14.099	45.182
10	15.627	15.364	14.100	45.091	4	15.814	15.427	14.148	45.389	N°233 Trvisanutto, Lorenzo				
11	15.591	15.332	14.090	45.013	5	15.758	15.352	14.145	45.255	1	18.976	16.490	15.143	50.609
12	15.527	15.347	14.105	44.979	6	15.670	15.322	16.598	47.590	2	16.665	15.797	14.502	46.964
13	15.570	15.291	14.097	44.958	7	15.702	15.275	14.101	45.078	3	15.980	15.490	14.294	45.764
N°224 Fewtrell, Max					8	15.643	15.276	14.006	44.925	4	15.759	15.446	14.152	45.357
1	17.741	16.337	15.160	49.238	9	15.672	15.215	14.028	44.915	5	15.635	15.348	14.134	45.117
2	16.403	15.812	14.563	46.778	10	15.603	15.208	14.016	44.827	6	15.615	15.423	14.114	45.152
3	16.035	15.513	14.236	45.784	11	15.633	15.238	13.965	44.836	7	15.571	15.518	14.185	45.274
4	15.880	15.421	14.143	45.444	12	15.582	15.210	14.003	44.795	8	15.602	15.342	14.168	45.112
5	15.745	15.299	14.035	45.079	N°230 Lorandi, Leonardo					9	15.672	15.321	14.189	45.182
6	15.751	15.345	14.011	45.107	1	20.385	17.724	16.357	54.466	10	15.600	15.419	14.145	45.164
7	15.657	15.283	13.992	44.932	2	17.425	17.155	15.039	49.619	11	15.606	15.350	14.051	45.007
8	15.653	15.237	14.023	44.913	3	16.683	18.786	15.770	51.239	12	15.595	15.316	14.046	44.957
9	15.678	15.268	14.044	44.990	4	15.921	15.602	14.237	45.760	13	15.520	15.284	14.095	44.899
10	15.660	16.678	14.636	46.974	5	15.711	15.429	14.235	45.375	N°234 Barnicoat, Ben				
11	15.598	15.208	14.088	44.894	6	15.631	15.354	14.059	45.044	1	17.672	16.588	14.729	48.989
12	15.616	15.266	13.949	44.831	7	15.596	15.285	14.011	44.892	2	16.396	15.829	14.372	46.597
13	15.626	15.279	14.056	44.961	8	15.685	15.279	14.012	44.976	3	15.752	15.416	14.141	45.309
N°225 Szyszko, Szymon					9	15.649	15.231	13.997	44.877	4	15.621	15.339	14.066	45.026
1	17.691	16.941	16.063	50.695	10	15.552	15.261	14.091	44.904	5	15.641	15.326	13.985	44.952
2	16.499	15.670	14.623	46.792	11	15.554	15.308	14.027	44.889	6	15.521	15.288	14.038	44.847
3	17.800	15.579	14.407	47.786	12	15.599	15.235	14.037	44.871	7	15.462	15.351	13.982	44.795
4	15.919	15.499	14.168	45.586	N°232 Pasma, Patrik					8	15.580	15.208	13.990	44.778
5	15.786	15.329	14.142	45.257	1	18.566	16.761	15.326	50.653	9	15.522	15.214	13.993	44.729





KF
KF Qualifying Practice - Series 2 (QP-S2)
Analysis

For information purposes. No official / regulatory value

Laps	Sector 1	Sector 2	Sector 3	Lap Time	Laps	Sector 1	Sector 2	Sector 3	Lap Time
10	15.519	15.187	13.963	44.669	6	15.804	15.506	14.264	45.574
11	17.629	17.420	14.117	49.166	7	15.789	15.417	14.222	45.428
12	15.592	15.234	13.985	44.811	8	15.746	15.608	14.191	45.545

N°236 Backman, Jessica

1	18.547	16.582	15.543	50.672
2	16.632	15.887	14.655	47.174
3	16.100	15.563	14.335	45.998
4	15.870	15.441	14.237	45.548
5	15.768	15.428	14.188	45.384
6	15.704	15.360	14.169	45.233
7	15.653	15.331	14.149	45.133
8	15.655	15.330	14.093	45.078
9	15.717	15.621	14.179	45.517
10	15.639	15.396	14.144	45.179
11	15.584	15.318	14.071	44.973
12	15.671	15.329	14.038	45.038
13	15.644	15.298	14.079	45.021

N°238 Haapalainen, Tuomas

1	17.705	16.405	15.207	49.317
2	16.488	16.215	14.669	47.372
3	16.235	19.328	15.790	51.353
4	16.108	15.490	14.198	45.796
5	16.176	15.419	14.432	46.027
6	15.707	15.258	14.062	45.027
7	15.933	17.735	15.316	48.984
8	15.729	15.255	14.027	45.011
9	15.655	15.132	14.065	44.852
10	15.639	15.160	14.091	44.890
11	15.678	15.685	17.152	48.515
12	15.719	15.261	14.018	44.998

N°241 Reicher, Simon

1	18.421	17.061	15.973	51.455
2	16.791	15.911	14.825	47.527
3	16.209	15.856	14.506	46.571
4	15.990	15.593	14.324	45.907
5	15.872	15.582	14.234	45.688





KF

Document 18.1 OFFICIAL

KF Qualifying Practice - Series 1 (QP-S1)

Results

Rnk	N°	Entrant	Nat	Driver	Nat	Material	Sector 1	Sector 2	Sector 3	Time	Gap	Laps
1	220	Tony Kart Racing Team	ITA	Nielsen, Nicklas	DNK	Tony Kart / Vortex / Bridgestone	15.464	15.165	13.808	44.437		12
2	222	Kosmic Racing Dep.	ITA	Basz, Karol	POL	Kosmic / Vortex / Bridgestone	15.579	15.196	13.952	44.727	0.290	13
3	210	C.R.G. Spa	ITA	Marcu, Dionisius	ROU	Crg / Parilla / Bridgestone	15.585	15.162	13.984	44.731	0.294	13
4	244	CRG Keijzer Racing	NLD	Van Leeuwen, Martijn	NLD	Crg / Tm / Bridgestone	15.495	15.220	14.017	44.732	0.295	13
5	218	Birel Art	ITA	Loeskow, Troy	AUS	Ricciardo / Parilla / Bridgestone	15.555	15.248	13.959	44.762	0.325	12
6	219	Birel Art	ITA	Mcllellan, Liam	AUS	Ricciardo / Parilla / Bridgestone	15.496	15.314	14.037	44.847	0.410	12
7	231	Strakka Bhaitech	SWE	Lessennes, Benjamin	BEL	Zanardi / Parilla / Bridgestone	15.604	15.208	14.048	44.860	0.423	12
8	243	Foco Racing Team	ITA	Cunati, Simone	ITA	Kosmic / Tm / Bridgestone	15.515	15.358	14.003	44.876	0.439	12
9	206	Wichmand Bjorn	DNK	Wichmand, Amalie	DNK	Tony Kart / Vortex / Bridgestone	15.618	15.189	14.130	44.937	0.500	13
10	223	Martin Muller	CHE	Muller, Michael	CHE	Energy / Tm / Bridgestone	15.583	15.326	14.061	44.970	0.533	13
11	239	Dpk Racing	ESP	Russo, Guillermo	ESP	Croc Promotion / Tm / Bridgestone	15.736	15.240	14.003	44.979	0.542	12
12	242	Ksm Racing Team	DEU	Lirim, Zendeli	DEU	Tony Kart / Vortex / Bridgestone	15.633	15.238	14.124	44.995	0.558	13
13	240	Mad-Croc Karting	ITA	Peltola, Olli	FIN	Croc Promotion / Tm / Bridgestone	15.596	15.302	14.135	45.033	0.596	13
14	237	Mad-Croc Karting	ITA	Viiliainen, Ville	FIN	Croc Promotion / Tm / Bridgestone	15.679	15.308	14.108	45.095	0.658	13
15	211	C.R.G. Spa	ITA	Tillet, Archie	GBR	Crg / Parilla / Bridgestone	15.606	15.351	14.155	45.112	0.675	12
16	205	Ward Racing	SWE	Johnsen, Sindre	NOR	Tony Kart / Vortex / Bridgestone	15.635	15.343	14.163	45.141	0.704	12
17	216	Birel Art	ITA	Waters, Matthew	AUS	Ricciardo / Parilla / Bridgestone	15.629	15.343	14.170	45.142	0.705	12
18	235	Crg Keijzer Racing	NLD	Solheim, Lars	NOR	Crg / Tm / Bridgestone	15.631	15.342	14.275	45.248	0.811	12
19	212	Energy Corse Srl	ITA	Baciuska, Rokas	LTU	Energy / Tm / Bridgestone	15.965	15.639	14.402	46.006	1.569	6
20	246	IM-Racing Motorsport	DEU	Judek, Jonathan	DEU	Fa Alonso / Tm / Bridgestone	16.327	15.950	14.631	46.908	2.471	3

Start Time : 20/02 - 12:57:48

Best Lap : N°220 Nielsen, Nicklas

44.437

81,82 Kph

Weather : Sunny Air : 12°C Track : Dry

20°WINTER CUP (ITA) 19-22/02/2015

Page 1 / 1

FICr Mantova

Apex Timing



Scan this QR Code for livetiming

Data processing and charts edit provided by:





KF

KF Qualifying Practice - Series 1 (QP-S1)

For information purposes. No official / regulatory value

Best Sectors Analysis

S1			S2			S3			Ideal Lap Times						
Rnk	N°	Time	Rnk	N°	Time	Rnk	N°	Time	Rnk	N°	Driver	Nat	Ideal Lap	Best Lap	Diff.
1	243	15.460	1	220	15.095	1	220	13.808	1	220	Nielsen, Nicklas		44.367	44.437	0.070
2	220	15.464	2	210	15.162	2	222	13.931	2	222	Basz, Karol		44.682	44.727	0.045
3	244	15.495	3	231	15.170	3	218	13.945	3	244	Van Leeuwen, Martijn		44.703	44.732	0.029
4	219	15.496	4	206	15.189	4	210	13.978	4	210	Marcu, Dionisius		44.725	44.731	0.006
5	218	15.555	5	222	15.191	5	239	13.989	5	218	Loeskow, Troy		44.726	44.762	0.036
6	223	15.558	6	244	15.203	6	243	14.003	6	231	Lessennes, Benjamin		44.807	44.860	0.053
7	222	15.560	7	218	15.226	7	244	14.005	7	243	Cunati, Simone		44.809	44.876	0.067
8	210	15.585	8	242	15.238	8	219	14.012	8	219	McLellan, Liam		44.816	44.847	0.031
9	211	15.595	9	239	15.240	9	231	14.033	9	223	Muller, Michael		44.913	44.970	0.057
10	240	15.596	10	240	15.278	10	242	14.049	10	242	Lirim, Zendeli		44.920	44.995	0.075
11	231	15.604	11	223	15.300	10	237	14.049	11	206	Wichmand, Amalie		44.926	44.937	0.011
12	206	15.608	12	216	15.306	12	223	14.055	12	239	Russo, Guillermo		44.965	44.979	0.014
13	216	15.629	13	237	15.308	13	211	14.109	13	240	Peltola, Olli		45.009	45.033	0.024
14	235	15.631	13	219	15.308	14	216	14.114	14	237	Viiliainen, Ville		45.036	45.095	0.059
15	242	15.633	15	235	15.342	15	206	14.129	15	216	Waters, Matthew		45.049	45.142	0.093
16	205	15.635	16	205	15.343	16	240	14.135	16	211	Tillet, Archie		45.055	45.112	0.057
17	237	15.679	17	243	15.346	17	205	14.163	17	205	Johnsen, Sindre		45.141	45.141	
18	239	15.736	18	211	15.351	18	235	14.275	18	235	Solheim, Lars		45.248	45.248	
19	212	15.867	19	212	15.639	19	212	14.365	19	212	Baciuska, Rokas		45.871	46.006	0.135
20	246	16.327	20	246	15.950	20	246	14.631	20	246	Judek, Jonathan		46.908	46.908	





KF
KF Qualifying Practice - Series 1 (QP-S1)
 Analysis

For information purposes. No official / regulatory value

Laps	Sector 1	Sector 2	Sector 3	Lap Time	Laps	Sector 1	Sector 2	Sector 3	Lap Time	Laps	Sector 1	Sector 2	Sector 3	Lap Time
N°205 Johnsen, Sindre					9	15.592	15.191	14.022	44.805	11	15.728	15.324	14.327	45.379
1	18.829	16.860	15.312	51.001	10	15.642	15.187	13.978	44.807	12	15.629	15.343	14.170	45.142
2	16.574	15.887	14.739	47.200	11	15.609	15.182	14.032	44.823	N°218 Loeskow, Troy				
3	16.144	15.556	14.449	46.149	12	15.585	15.162	13.984	44.731	1	18.159	16.494	15.203	49.856
4	15.938	15.512	14.366	45.816	13	15.705	15.302	14.015	45.022	2	16.512	17.768	15.223	49.503
5	15.864	15.514	14.270	45.648	N°211 Tillet, Archie					3	17.018	15.765	14.404	47.187
6	15.782	15.510	14.245	45.537	1	19.077	17.003	15.172	51.252	4	15.847	15.641	14.201	45.689
7	15.811	15.427	14.258	45.496	2	16.410	15.937	14.463	46.810	5	16.148	15.507	14.196	45.851
8	15.744	15.526	14.223	45.493	3	16.235	19.301	14.752	50.288	6	15.663	15.403	14.060	45.126
9	15.729	15.431	14.222	45.382	4	16.020	15.638	14.233	45.891	7	15.668	15.358	14.050	45.076
10	16.050	15.587	14.176	45.813	5	15.922	15.488	14.164	45.574	8	15.624	15.347	13.945	44.916
11	15.664	15.356	14.214	45.234	6	15.718	15.450	14.109	45.277	9	15.555	15.248	13.959	44.762
12	15.635	15.343	14.163	45.141	7	15.721	15.388	14.115	45.224	10	15.574	15.226	14.000	44.800
N°206 Wichmand, Amalie					8	15.674	15.366	14.150	45.190	11	15.701	15.281	14.037	45.019
1	18.659	16.769	15.422	50.850	9	15.638	15.386	14.125	45.149	12	15.666	15.262	14.029	44.957
2	16.715	15.962	14.775	47.452	10	15.663	15.367	14.137	45.167	N°219 Mcllellan, Liam				
3	16.397	15.628	14.782	46.807	11	15.606	15.351	14.155	45.112	1	18.103	16.358	14.978	49.439
4	15.964	15.330	14.384	45.678	12	15.595	15.489	14.177	45.261	2	16.273	15.738	14.360	46.371
5	15.807	15.253	14.238	45.298	N°212 Baciуска, Rokas					3	15.862	15.547	14.126	45.535
6	15.732	15.285	14.156	45.173	1	18.014	17.055	15.392	50.461	4	15.713	15.430	14.120	45.263
7	15.719	15.254	14.179	45.152	2	16.804	15.955	14.555	47.314	5	15.689	15.452	14.122	45.263
8	15.618	15.189	14.130	44.937	3	17.329	16.462	14.459	48.250	6	15.592	15.425	14.083	45.100
9	15.611	15.216	14.131	44.958	4	16.042	15.668	14.365	46.075	7	15.757	16.202	19.872	51.831
10	15.626	15.256	14.293	45.175	5	15.965	15.639	14.402	46.006	8	17.735	15.416	14.158	47.309
11	15.643	15.226	14.295	45.164	6	15.867	15.827	14.727	46.421	9	15.597	15.343	14.136	45.076
12	15.635	15.237	14.222	45.094	N°216 Waters, Matthew					10	15.572	15.312	14.067	44.951
13	15.608	15.241	14.129	44.978	1	18.488	16.981	15.766	51.235	11	15.496	15.314	14.037	44.847
N°210 Marcu, Dionisius					2	16.930	15.913	14.736	47.579	12	15.576	15.308	14.012	44.896
1	18.598	17.264	15.824	51.686	3	16.154	15.774	14.517	46.445	N°220 Nielsen, Nicklas				
2	16.782	15.757	14.500	47.039	4	17.139	15.577	14.420	47.136	1	17.102	15.909	14.437	47.448
3	15.986	15.565	14.285	45.836	5	16.990	16.185	15.587	48.762	2	16.073	15.403	14.209	45.685
4	15.918	15.330	14.103	45.351	6	15.979	15.475	14.173	45.627	3	15.675	15.300	14.029	45.004
5	15.736	15.257	14.027	45.020	7	15.824	15.380	14.131	45.335	4	15.654	15.265	13.990	44.909
6	15.699	15.275	14.095	45.069	8	15.772	15.393	14.114	45.279	5	15.625	15.199	13.931	44.755
7	15.705	15.277	14.032	45.014	9	15.739	15.336	14.156	45.231	6	15.525	15.240	13.898	44.663
8	15.642	15.242	14.041	44.925	10	15.715	15.306	14.161	45.182	7	15.509	15.183	13.850	44.542





KF

KF Qualifying Practice - Series 1 (QP-S1)

Analysis

For information purposes. No official / regulatory value

Laps	Sector 1	Sector 2	Sector 3	Lap Time
8	15.469	15.164	13.865	44.498
9	15.498	15.167	13.914	44.579
10	15.464	15.165	13.808	44.437
11	15.491	15.095	13.889	44.475
12	15.516	15.127	13.875	44.518

N°222 Basz, Karol

Laps	Sector 1	Sector 2	Sector 3	Lap Time
1	17.859	16.164	14.661	48.684
2	16.259	15.529	14.272	46.060
3	15.895	15.341	14.066	45.302
4	15.714	15.278	14.017	45.009
5	15.672	15.303	13.990	44.965
6	15.580	15.259	14.014	44.853
7	15.598	15.226	14.011	44.835
8	15.628	15.286	13.983	44.897
9	15.603	15.249	13.931	44.783
10	15.597	15.191	14.040	44.828
11	15.560	15.205	13.976	44.741
12	15.564	15.242	13.973	44.779
13	15.579	15.196	13.952	44.727

N°223 Muller, Michael

Laps	Sector 1	Sector 2	Sector 3	Lap Time
1	19.209	17.701	15.331	52.241
2	17.028	16.076	14.676	47.780
3	16.188	15.640	14.284	46.112
4	15.945	15.549	14.187	45.681
5	15.736	15.439	14.093	45.268
6	15.679	15.421	14.105	45.205
7	15.620	15.399	14.134	45.153
8	15.618	15.358	14.055	45.031
9	15.594	15.335	14.087	45.016
10	15.583	15.326	14.061	44.970
11	15.607	15.300	14.105	45.012
12	15.558	15.358	14.068	44.984
13	15.598	15.390	14.094	45.082

N°231 Lessennes, Benjamin

Laps	Sector 1	Sector 2	Sector 3	Lap Time
1	18.001	16.133	14.969	49.103
2	16.467	15.720	14.459	46.646

Laps	Sector 1	Sector 2	Sector 3	Lap Time
3	15.906	15.434	14.208	45.548
4	15.831	15.341	14.167	45.339
5	15.750	15.326	14.134	45.210
6	15.718	15.278	14.086	45.082
7	17.197	16.362	19.000	52.559
8	17.063	15.295	14.119	46.477
9	15.700	15.216	14.152	45.068
10	15.633	15.170	14.167	44.970
11	15.631	15.224	14.033	44.888
12	15.604	15.208	14.048	44.860

N°235 Solheim, Lars

Laps	Sector 1	Sector 2	Sector 3	Lap Time
1	18.839	17.518	16.582	52.939
2	16.773	16.305	14.769	47.847
3	16.112	15.728	14.397	46.237
4	16.308	15.576	14.432	46.316
5	16.923	15.805	14.644	47.372
6	15.895	15.625	14.414	45.934
7	15.768	15.522	14.558	45.848
8	15.725	15.417	14.288	45.430
9	15.631	15.342	14.275	45.248
10	15.721	15.459	14.441	45.621
11	15.682	15.433	14.305	45.420
12	15.636	15.367	14.549	45.552

N°237 Viiliainen, Ville

Laps	Sector 1	Sector 2	Sector 3	Lap Time
1	18.730	16.816	15.383	50.929
2	16.607	15.932	14.580	47.119
3	16.420	15.713	14.272	46.405
4	15.995	15.460	14.374	45.829
5	15.848	15.424	14.135	45.407
6	15.736	15.391	14.197	45.324
7	15.764	15.399	14.097	45.260
8	15.705	15.352	14.125	45.182
9	15.719	15.350	14.170	45.239
10	15.687	15.431	14.771	45.889
11	15.766	15.337	14.049	45.152
12	15.679	15.308	14.108	45.095

Laps	Sector 1	Sector 2	Sector 3	Lap Time
13	15.735	15.704	14.170	45.609

N°239 Russo, Guillermo

Laps	Sector 1	Sector 2	Sector 3	Lap Time
1	19.670	17.581	16.089	53.340
2	18.821	16.433	14.756	50.010
3	18.038	16.627	14.685	49.350
4	17.298	16.835	14.364	48.497
5	16.203	15.485	14.133	45.821
6	15.854	15.337	14.037	45.228
7	15.797	15.277	13.990	45.064
8	15.785	15.249	14.026	45.060
9	15.822	15.326	13.989	45.137
10	15.876	18.808	14.148	48.832
11	15.814	15.247	14.021	45.082
12	15.736	15.240	14.003	44.979

N°240 Peltola, Olli

Laps	Sector 1	Sector 2	Sector 3	Lap Time
1	18.801	16.621	15.485	50.907
2	16.597	15.909	14.687	47.193
3	16.221	15.582	14.376	46.179
4	15.901	15.492	15.663	47.056
5	15.785	15.437	14.230	45.452
6	15.813	15.430	14.190	45.433
7	15.717	15.399	14.136	45.252
8	15.616	15.327	14.151	45.094
9	15.596	15.302	14.135	45.033
10	15.598	15.312	14.244	45.154
11	15.642	15.278	14.189	45.109
12	15.629	15.325	14.170	45.124
13	15.667	15.353	14.146	45.166

N°242 Lirim, Zendeli

Laps	Sector 1	Sector 2	Sector 3	Lap Time
1	19.096	16.897	15.147	51.140
2	17.520	15.980	14.757	48.257
3	16.181	15.636	14.438	46.255
4	15.946	15.878	14.413	46.237
5	15.800	15.429	14.149	45.378
6	15.749	15.368	14.120	45.237
7	15.695	15.337	14.181	45.213





KF
KF Qualifying Practice - Series 1 (QP-S1)
 Analysis

For information purposes. No official / regulatory value

Laps	Sector 1	Sector 2	Sector 3	Lap Time	Laps	Sector 1	Sector 2	Sector 3	Lap Time
8	15.699	15.319	14.073	45.091	3	16.327	15.950	14.631	46.908
9	15.669	15.304	14.049	45.022					
10	15.633	15.238	14.124	44.995					
11	15.834	15.353	14.137	45.324					
12	15.734	15.324	14.114	45.172					
13	15.703	15.329	14.069	45.101					

N°243 Cunati, Simone

1	18.297	16.256	14.729	49.282
2	16.094	15.570	14.302	45.966
3	15.761	15.497	14.113	45.371
4	15.624	15.402	14.022	45.048
5	15.639	15.398	14.114	45.151
6	15.515	15.358	14.003	44.876
7	15.540	15.346	14.124	45.010
8	15.492	15.381	14.065	44.938
9	15.493	15.355	14.066	44.914
10	15.464	15.377	14.143	44.984
11	15.460	15.375	14.080	44.915
12	15.466	15.391	14.085	44.942

N°244 Van Leeuwen, Martijn

1	18.669	16.795	15.084	50.548
2	16.323	15.560	14.364	46.247
3	15.863	15.378	14.226	45.467
4	15.674	15.350	14.098	45.122
5	15.619	15.275	14.097	44.991
6	15.644	15.253	14.078	44.975
7	15.584	15.249	14.016	44.849
8	15.602	15.232	14.066	44.900
9	15.537	15.224	14.048	44.809
10	15.495	15.220	14.017	44.732
11	15.556	15.211	14.005	44.772
12	15.504	15.203	14.036	44.743
13	15.495	15.243	14.013	44.751

N°246 Judek, Jonathan

1	19.446	17.239	15.495	52.180
2	16.919	16.234	14.838	47.991





KF
KF Entry List

Document 1.1

Subject to scrutineering & sporting investigations





KF KF
 List of Participants (39 Drivers)

N°	Entrant	Nat	Driver	Nat	Material
201	Ward Racing		Vartanyan, Alexander		Tony Kart / Vortex / Bridgestone
202	Ward Racing		Nerman, Hugo		Tony Kart / Vortex / Bridgestone
203	Pfi International Karting Ltd		Litchfield, Mark		Crg / Parilla / Bridgestone
204	Pfi International Karting Ltd		Hodgeson, Oliver		Kosmic / Tm / Bridgestone
205	Ward Racing		Johnsen, Sindre		Tony Kart / Vortex / Bridgestone
206	Wichmand Bjorn		Wichmand, Amalie		Tony Kart / Vortex / Bridgestone
207	Pm-Racing		Chaimongkol, Sasakorn		Kosmic / Tm / Bridgestone
208	C.R.G. Spa		Tiene, Felice		Crg / Parilla / Bridgestone
209	C.R.G. Spa		Hiltbrand, Pedro		Crg / Parilla / Bridgestone
210	C.R.G. Spa		Marcu, Dionisius		Crg / Parilla / Bridgestone
211	C.R.G. Spa		Tillet, Archie		Crg / Parilla / Bridgestone
212	Energy Corse Srl		Baciuska, Rokas		Energy / Tm / Bridgestone
213	Energy Corse Srl		Correa, Juan		Energy / Tm / Bridgestone
215	Team Komarov		Sitnikov, Nikita		Croc Promotion / Tm / Bridgestone
216	Birel Art		Waters, Matthew		Ricciardo / Parilla / Bridgestone
218	Birel Art		Loeskow, Troy		Ricciardo / Parilla / Bridgestone
219	Birel Art		Mclellan, Liam		Ricciardo / Parilla / Bridgestone
220	Tony Kart Racing Team		Nielsen, Nicklas		Tony Kart / Vortex / Bridgestone
222	Kosmic Racing Dep.		Basz, Karol		Kosmic / Vortex / Bridgestone
223	Martin Muller		Muller, Michael		Energy / Tm / Bridgestone
224	Ricky Flynn Motorsport		Fewtrell, Max		Fa Alonso / Vortex / Bridgestone
225	Speedkart		Szysko, Szymon		Kosmic / Vortex / Bridgestone
229	Tony Kart Racing Team		Armstrong, Marcus		Tony Kart / Vortex / Bridgestone
230	Baby Race Srl		Lorandi, Leonardo		Tony Kart / Vortex / Bridgestone
231	Strakka Bhaitech		Lessennes, Benjamin		Zanardi / Parilla / Bridgestone
232	Strakka Bhaitech		Pasma, Patrik		Zanardi / Parilla / Bridgestone
233	Scuderia Pcr Srl		Travisanutto, Lorenzo		Pcr / Tm / Bridgestone
234	Birel Art		Barnicoat, Ben		Birel Art / Parilla / Bridgestone
235	Crg Keijzer Racing		Solheim, Lars		Crg / Tm / Bridgestone
236	Kosmic Racing Dep.		Backman, Jessica		Kosmic / Vortex / Bridgestone
237	Mad-Croc Karting		Viiliainen, Ville		Croc Promotion / Tm / Bridgestone
238	Mad-Croc Karting		Haapalainen, Tuomas		Croc Promotion / Tm / Bridgestone
239	Dpk Racing		Russo, Guillermo		Croc Promotion / Tm / Bridgestone
240	Mad-Croc Karting		Peltola, Olli		Croc Promotion / Tm / Bridgestone
241	M.M. Kart Racing		Reicher, Simon		Fa Kart / Vortex / Bridgestone
242	Ksm Racing Team		Lirim, Zendeli		Tony Kart / Vortex / Bridgestone
243	Foco Racing Team		Cunati, Simone		Kosmic / Tm / Bridgestone
244	CRG Keijzer Racing		Van Leeuwen, Martijn		Crg / Tm / Bridgestone






KF

KF

Document 10.1 OFFICIAL

List of Participants (39 Drivers)

N°	Entrant	Nat	Driver	Nat	Material
246	IM-Racing Motorsport		Judek, Jonathan		Fa Alonso / Tm / Bridgestone

