



KZ2

Final
Risultati

Document 53 OFFICIAL

Rnk	N°	Entrant	Nat	Driver	Nat	Equipment	Time	Laps	Best Lap	Gap	Sector 1	Sector 2	Sector 3
1	140	Renda Motorsport	ITA	Forè Davide	ITA	CRG / TM / Vega	17:38.179	25	41.862		15.169	13.299	13.394
2	135	Maranello Kart srl	ITA	Dante Massimo	ITA	Maranello / TM / Vega	17:39.587	25	41.815	1.408	15.130	13.277	13.408
3	108	KSM Racing Team	DEU	Schmitz Alexander	DEU	Tony Kart / Vortex / Vega	17:39.664	25	41.846	1.485	15.234	13.222	13.390
4	106	Mach1 Motorsport	DEU	Norris John	IRL	Mach 1 / TM / Vega	17:40.759	25	41.919	2.580	15.171	13.381	13.367
5	101	Maranello Kart srl	ITA	Bernadotto Enrico	ITA	Maranello / Modena Engines	17:41.218	25	41.821	3.039	15.216	13.267	13.338
6	112	CKR	ITA	Pollini Giacomo	ITA	CKR / TM / Vega	17:41.712	25	41.732	3.533	15.124	13.272	13.336
7	115	Ward Racing	SWE	Hall Philip	SWE	Tony Kart / Vortex / Vega	17:44.216	25	41.850	6.037	15.175	13.294	13.381
8	116	Di Pietro Giuseppe	CHE	Di Pietro Andrea	CHE	GP Racing / TM / Vega	17:45.097	25	41.930	6.918	15.165	13.330	13.435
9	153	Jesolo Race srl	ITA	Cesetti Sauro	ITA	Jesolo / TM / Vega	17:45.784	25	41.899	7.605	15.179	13.316	13.404
10	146	VRK srl	ITA	Greco Matteo	ITA	VRK / TM / Vega	17:49.334	25	42.018	11.155	15.129	13.367	13.522
11	126	Pastacaldi Marco	ITA	Pastacaldi Marco	ITA	CRG / TM / Vega	17:49.918	25	42.118	11.739	15.257	13.376	13.485
12	150	Italcorse	ITA	Lapina Lorenzo	ITA	Italcorse / Modena Engines	17:49.969	25	41.943	11.790	15.268	13.309	13.366
13	152	Loidl Max	AUT	Loidl Max	AUT	DR / TM / Vega	17:50.337	25	42.007	12.158	15.172	13.428	13.407
14	137	Maranello Kart srl	ITA	Mosca Tommaso	ITA	Maranello / TM / Vega	17:50.777	25	41.890	12.598	15.127	13.350	13.413
15	143	Gerber Team Corse	CHE	Di Giuseppe Patrick	ITA	Maranello / TM / Vega	17:51.100	25	42.031	12.921	15.243	13.322	13.466
16	130	TK Racing	DNK	Bild Mads	DNK	Energy / Vortex / Vega	17:51.628	25	42.034	13.449	15.158	13.430	13.446
17	131	TB Motorsport	DEU	Schmidt Dominik	DEU	CRG / Modena Engines / Vega	17:52.830	25	41.981	14.651	15.231	13.235	13.515
18	151	K-K Racing Team	SVK	Konopka Martin	SVK	MS Kart / TM / Vega	17:55.377	25	42.046	17.198	15.270	13.320	13.456
19	120	WK Motorsport	POL	Korbela Lukas	POL	Zanardi / TM / Vega	17:58.331	25	42.123	20.152	15.268	13.364	13.491
20	133	Solgat Motorsport	DEU	Rhyn Rudolf	CHE	BirelArt / TM / Vega	17:59.255	25	42.232	21.076	15.250	13.493	13.489
21	111	CKR	ITA	Freimann Marc	CHE	CKR / TM / Vega	17:59.631	25	42.353	21.452	15.345	13.449	13.559
22	121	Mad-Croc Karting	ITA	Valiullin Murat	RUS	Croc Promotion / TM / Vega	18:02.199	25	42.267	24.020	15.344	13.433	13.490
23	155	Energy Corse srl	ITA	Aushev Mukharbek	RUS	Energy / TM / Vega	18:02.871	25	42.401	24.692	15.371	13.473	13.557
24	142	CRG Holland	NLD	Sandim Felix	SWE	Zanardi / TM / Vega	18:03.165	25	42.313	24.986	15.313	13.435	13.565
25	149	SRP Racing Team	DEU	Martynyuk Maxim	RUS	CRG / Modena Engines / Vega	18:10.838	25	42.046	32.659	15.234	13.362	13.450
26	154	Scuderia PCR	ITA	Spinelli Loris	ITA	PCR / TM / Vega	12:18.605	17	41.995	8 Laps	15.229	13.303	13.463
27	147	Energy Corse srl	ITA	Babington Sean	ARE	Energy / Parilla / Vega	11:33.167	16	42.042	9 Laps	15.264	13.273	13.505
28	144	VRK srl	ITA	Medeghini Luciano	ITA	VRK / TM / Vega	8:10.551	11	41.990	14 Laps	15.197	13.388	13.405
29	103	Ward Racing	SWE	Nilsson Hannes	SWE	Tony Kart / Vortex / Vega	3:11.711	4	42.892	21 Laps	15.590	13.574	13.728
30	105	Prosperi Enrico	ESP	Prosperi Enrico	ESP	CRG / TM / Vega	2:50.725	3	43.792	22 Laps	15.867	13.830	14.095
31	138	Ward Racing	SWE	Fasberg Andreas	DNK	Tony Kart / Vortex / Vega	4.407	0		25 Laps			
32	107	Mach1 Motorsport	DEU	Delrè Thierry	BEL	Mach 1 / Vortex / Vega	4.912	0		25 Laps			
33	129	Sanna Davide	ITA	Sanna Davide	ITA	Best Kart / Modena Engines	6.116	0		25 Laps			

Not Classified

	136	Maranello Kart srl	ITA	Giannoni Lorenzo	ITA	Maranello / TM / Vega				DNS			
--	-----	--------------------	-----	------------------	-----	-----------------------	--	--	--	-----	--	--	--

Leaders : N°108 Alexander Schmitz (1-5) / N°140 Davide Forè (6-25)

Start Time : 29/03 - 16:38:15

Best Lap : N°112 Giacomo Pollini 41.732 87,12 Kph

Weather : Sunny Air : 13°C Track : Secco

Event Record : N°112 Giacomo Pollini 41.502 87,61 Kph

South Garda Karting - Lonato (ITA) 27-29/03/2015

Page 1 / 1

FICr Mantova

Apex Timing



Scan this QR Code for livetiming

Alitest
Test Rapidi per il Latte

Data processing and charts edit
provided by:





KZ2

**Final
Lap Chart**

For information purposes. No official / regulatory value

	1	2	3	4	5	6	7	8	9	10	11	12	13	14	15	16	17	18	19	20	21	22	23	24	25	26	27	28	29	30	31	32	33	34
Grid	140	108	135	101	106	137	112	149	154	144	146	138	116	115	130	126	107	143	133	105	152	121	120	131	142	151	147	153	136	155	150	129	103	111
Start	108	140	101	135	106	137	112	149	154	144	138	115	146	116	126	143	107	105	121	120	131	133	152	150	130	142	153	155	147	129	151	111	103	
Lap 1	108	140	135	106	101	137	144	115	126	146	116	112	143	154	105	121	131	120	153	152	130	155	150	151	147	133	111	142	103	149				
Interval		0.2	0.1	0.2	0.2	0.2	0.1	0.3	0.4	0.3	0.2	0.3	0.2	0.2	0.1	0.2	0.4	0.3	0.2	0.2	0.5	0.2	0.1	0.2	0.3	0.1	0.2	3.8	2.4	8.1				
Lap 2	108	140	135	106	101	137	144	126	115	146	112	116	154	143	105	121	131	120	153	152	130	150	155	151	147	133	111	142	103	149				
Interval		0.2	0.0	0.3	0.4	0.3	0.3	0.4	0.1	0.3	0.4	0.3	0.2	0.2	0.4	0.1	0.2	0.3	0.1	0.2	0.1	0.2	0.7	0.2	0.1	0.2	0.2	4.3	1.8	8.6				
Lap 3	108	140	135	106	101	144	137	126	115	112	146	116	154	143	121	153	152	130	150	155	131	147	111	151	133	120	142	103	149	105				
Interval		0.2	0.2	0.3	0.7	0.3	0.1	0.4	0.1	0.4	0.2	0.2	0.1	0.4	0.9	0.4	0.2	0.3	0.1	1.9	0.5	0.1	0.2	0.3	0.3	0.1	2.5	1.5	8.9	12.9				
Lap 4	108	140	135	106	101	144	137	126	115	112	146	116	154	143	153	121	152	150	130	155	131	147	111	151	133	120	142	103	149					
Interval		0.1	0.1	0.4	0.8	0.2	0.2	0.5	0.2	0.2	0.4	0.2	0.2	0.6	1.1	0.3	0.0	0.4	0.3	2.2	0.1	0.2	0.2	0.1	0.2	0.1	0.2	2.6	1.3	8.9				
Lap 5	108	140	135	106	101	144	137	126	112	115	146	154	116	143	153	121	152	150	130	131	147	111	155	151	133	120	142	149						
Interval		0.1	0.2	0.4	0.9	0.2	0.3	0.6	0.2	0.2	0.3	0.5	0.1	0.7	0.7	0.8	0.1	0.1	0.3	2.7	0.1	0.5	0.2	0.0	0.3	0.2	2.6	10.4						
Lap 6	140	108	135	106	101	144	137	112	126	115	146	154	116	143	153	152	150	130	121	131	147	111	151	133	120	155	142	149						
Interval		0.1	0.2	0.2	0.8	0.2	0.1	1.0	0.3	0.3	0.2	0.2	0.2	0.8	0.3	1.1	0.2	0.5	0.2	2.2	0.1	0.9	0.1	0.7	0.2	0.2	2.1	10.6						
Lap 7	140	108	135	106	101	144	137	112	115	126	154	116	146	153	143	152	150	130	121	147	131	111	151	133	120	155	142	149						
Interval		0.1	0.2	0.3	0.9	0.2	0.2	0.8	1.0	0.2	0.3	0.1	0.4	0.5	0.3	0.8	0.1	0.5	0.6	2.1	0.3	0.8	0.1	0.5	0.4	0.5	2.0	10.4						
Lap 8	140	108	135	106	101	144	137	112	115	154	116	126	146	153	143	152	150	130	121	147	131	111	151	133	120	155	142	149						
Interval		0.1	0.2	0.4	0.8	0.4	0.3	0.4	1.0	0.9	0.1	0.2	0.3	0.2	0.8	0.7	0.2	0.3	1.0	1.7	0.4	0.9	0.1	0.4	0.4	0.9	1.7	10.5						
Lap 9	140	108	135	106	101	144	137	112	115	154	116	126	153	146	143	152	150	130	121	147	131	151	111	133	120	155	142	149						
Interval		0.1	0.2	0.4	0.7	0.6	0.1	0.2	1.3	0.8	0.2	0.5	0.2	0.8	0.3	0.3	0.2	0.4	1.3	1.3	0.6	1.0	0.2	0.2	0.4	1.5	1.4	10.5						
Lap 10	140	108	135	106	101	112	144	115	116	154	126	153	146	143	152	150	130	137	121	147	131	151	111	133	120	155	142	149						
Interval		0.1	0.2	0.5	0.6	1.5	1.3	0.6	0.4	0.4	0.3	0.1	0.6	0.3	0.2	0.3	0.2	0.7	0.9	1.0	0.7	0.9	0.5	0.2	0.3	1.9	1.2	10.3						
Lap 11	140	108	135	106	101	112	115	116	154	126	153	146	143	150	152	130	137	121	147	131	151	111	133	120	155	142	144	149						
Interval		0.2	0.2	0.2	0.5	1.5	2.0	0.5	0.8	0.2	0.2	0.7	0.7	0.0	0.2	0.1	0.3	1.2	0.8	0.7	0.9	0.9	0.2	0.2	2.0	1.0	2.3	7.9						
Lap 12	140	108	135	106	101	112	115	116	154	153	126	146	150	143	152	130	137	121	147	131	151	111	133	120	155	142	149							
Interval		0.1	0.3	0.2	0.2	1.4	2.3	0.5	0.9	0.3	0.2	0.5	0.9	0.2	0.2	0.4	0.2	1.1	0.5	0.6	0.9	1.1	0.3	0.2	2.2	0.9	10.5							
Lap 13	140	108	135	106	101	112	115	116	154	153	126	146	150	143	152	130	137	121	147	131	151	111	133	120	155	142	149							
Interval		0.1	0.3	0.3	0.2	1.3	2.4	0.4	1.6	0.1	0.1	0.2	1.0	0.4	0.2	0.3	0.1	1.4	0.1	0.8	0.7	1.4	0.2	0.3	2.3	0.6	10.2							
Lap 14	140	108	135	106	101	112	115	116	153	126	146	150	154	152	143	137	130	121	147	131	151	133	111	120	155	142	149							
Interval		0.2	0.2	0.3	0.2	1.1	2.6	0.4	1.8	0.8	0.3	0.2	0.3	0.4	0.3	0.1	0.4	1.1	0.2	0.5	0.8	1.7	0.2	0.2	2.6	0.4	10.0							
Lap 15	140	108	135	106	101	112	115	116	153	146	126	150	154	152	143	137	130	121	147	131	151	133	111	120	155	142	149							
Interval		0.1	0.3	0.4	0.2	1.1	2.6	0.5	1.8	1.4	0.0	0.0	0.2	0.3	0.4	0.1	0.5	1.2	0.1	0.4	1.0	1.7	0.3	0.2	2.9	0.2	9.7							
Lap 16	140	108	135	106	101	112	115	116	153	146	126	154	150	152	143	137	130	121	147	131	151	133	111	120	155	142	149							
Interval		0.2	0.2	0.5	0.2	1.0	2.7	0.4	1.8	1.6	0.1	0.3	0.1	0.3	0.2	0.1	0.4	1.4	0.1	0.3	1.0	1.8	0.3	0.2	3.1	0.3	9.2							





KZ2

**Final
Lap Chart**

For information purposes. No official / regulatory value

Lap 17	140	108	135	106	101	112	115	116	153	146	126	152	150	143	137	130	131	151	154	133	111	120	121	155	142	149
		0.1	0.2	0.8	0.1	0.8	2.9	0.4	1.9	1.6	0.3	0.6	0.4	0.2	0.1	0.4	2.0	0.8	1.7	0.3	0.3	0.1	1.7	1.8	0.1	8.8
Lap 18	140	135	108	106	101	112	115	116	153	146	126	152	150	137	143	130	131	151	133	120	111	121	155	142	149	
		0.5	0.3	0.4	0.3	0.6	3.1	0.5	1.6	1.9	0.3	0.4	0.2	0.5	0.5	0.3	1.5	1.0	2.2	0.5	0.3	1.7	1.4	0.3	8.4	
Lap 19	140	135	108	106	101	112	115	116	153	146	126	152	150	137	143	130	131	151	133	120	111	121	155	142	149	
		0.4	0.3	0.4	0.3	0.5	3.3	0.5	1.5	2.2	0.3	0.3	0.3	0.3	0.7	0.2	1.4	1.2	2.5	0.2	0.4	1.8	1.3	0.3	8.1	
Lap 20	140	135	108	106	101	112	115	116	153	146	126	152	150	137	143	130	131	151	133	120	111	121	155	142	149	
		0.5	0.2	0.5	0.2	0.6	3.4	0.4	1.4	2.4	0.3	0.2	0.1	0.4	0.9	0.2	1.4	1.4	2.6	0.2	0.6	1.9	1.2	0.3	7.8	
Lap 21	140	135	108	106	101	112	115	116	153	146	126	150	152	137	143	130	131	151	133	120	111	121	155	142	149	
		0.6	0.2	0.6	0.1	0.6	3.3	0.5	1.4	2.6	0.3	0.4	0.1	0.1	1.0	0.2	1.3	1.6	2.8	0.1	0.6	2.1	1.2	0.3	7.4	
Lap 22	140	135	108	106	101	112	115	116	153	146	126	150	152	137	143	130	131	151	120	133	111	121	155	142	149	
		0.5	0.2	1.0	0.2	0.2	3.5	0.4	1.2	2.8	0.4	0.2	0.2	0.3	0.6	0.3	1.3	1.8	3.1	0.3	0.3	2.2	1.0	0.4	6.9	
Lap 23	140	135	108	106	101	112	115	116	153	146	126	150	152	137	143	130	131	151	120	133	111	121	155	142	149	
		0.6	0.2	1.1	0.1	0.2	3.3	0.6	1.1	3.0	0.4	0.1	0.4	0.2	0.6	0.3	1.3	2.0	3.1	0.4	0.2	2.5	0.8	0.3	6.9	
Lap 24	140	135	108	106	101	112	115	116	153	146	126	150	152	137	143	130	131	151	120	133	111	121	155	142	149	
		0.6	0.2	1.4	0.7	0.3	2.5	0.8	0.9	3.2	0.4	0.2	0.3	0.3	0.5	0.4	1.1	2.3	2.9	0.8	0.2	2.5	0.8	0.2	6.7	
Lap 25	140	135	108	106	101	112	115	116	153	146	126	150	152	137	143	130	131	151	120	133	111	121	155	142	149	
		1.4	0.0	1.0	0.4	0.4	2.5	0.8	0.6	3.5	0.5	0.0	0.3	0.4	0.3	0.5	1.2	2.5	2.9	0.9	0.3	2.5	0.6	0.2	7.6	





KZ2

Final
Analysis

For information purposes. No official / regulatory value

Laps	Sector 1	Sector 2	Sector 3	Lap Time	Laps	Sector 1	Sector 2	Sector 3	Lap Time	Laps	Sector 1	Sector 2	Sector 3	Lap Time
N°101 Enrico Bernadotto					2	15.601	13.691	13.732	43.024	14	15.274	13.347	13.380	42.001
1	18.358	14.010	14.196	46.564	3	15.448	13.528	13.573	42.549	15	15.234	13.222	13.390	41.846
2	15.576	13.903	13.704	43.183	4	15.282	13.470	13.494	42.246	16	15.213	13.296	13.447	41.956
3	15.381	13.465	14.096	42.942	5	15.243	13.463	13.432	42.138	17	15.222	13.231	13.403	41.856
4	15.373	13.445	13.516	42.334	6	15.201	13.408	13.459	42.068	18	15.272	13.975	13.414	42.661
5	15.263	13.343	13.552	42.158	7	15.304	13.301	13.381	41.986	19	15.260	13.287	13.392	41.939
6	15.256	13.382	13.421	42.059	8	15.265	13.348	13.412	42.025	20	15.228	13.251	13.424	41.903
7	15.271	13.384	13.371	42.026	9	15.218	13.311	13.414	41.943	21	15.236	13.396	13.369	42.001
8	15.266	13.300	13.343	41.909	10	15.171	13.381	13.367	41.919	22	15.267	13.243	13.413	41.923
9	15.194	13.302	13.331	41.827	11	15.219	13.266	13.552	42.037	23	15.274	13.225	13.401	41.900
10	15.216	13.267	13.338	41.821	12	15.267	13.426	13.467	42.160	24	15.267	13.296	13.398	41.961
11	15.243	13.297	13.415	41.955	13	15.212	13.358	13.407	41.977	25	15.243	13.296	14.125	42.664
12	15.221	13.312	13.338	41.871	14	15.201	13.348	13.380	41.929	N°111 Marc Freimann				
13	15.260	13.338	13.372	41.970	15	15.207	13.346	13.454	42.007	1	20.238	15.133	14.166	49.537
14	15.240	13.314	13.424	41.978	16	15.178	13.378	13.421	41.977	2	15.781	13.880	13.843	43.504
15	15.198	13.290	13.454	41.942	17	15.238	13.350	13.499	42.087	3	15.873	14.343	14.138	44.354
16	15.240	13.344	13.404	41.988	18	15.230	13.396	13.426	42.052	4	15.524	13.627	13.665	42.816
17	15.268	13.353	13.430	42.051	19	15.184	13.370	13.427	41.981	5	15.494	13.774	13.714	42.982
18	15.335	13.370	13.489	42.194	20	15.200	13.335	13.455	41.990	6	15.464	13.538	13.585	42.587
19	15.286	13.314	13.389	41.989	21	15.239	13.370	13.501	42.110	7	15.364	13.481	13.565	42.410
20	15.272	13.233	13.398	41.903	22	15.368	13.393	13.513	42.274	8	15.391	13.452	13.522	42.365
21	15.257	13.317	13.455	42.029	23	15.231	13.387	13.466	42.084	9	15.376	13.471	13.801	42.648
22	15.564	13.346	13.423	42.333	24	15.249	13.484	13.515	42.248	10	15.345	13.449	13.559	42.353
23	15.304	13.319	13.434	42.057	25	15.282	13.458	13.538	42.278	11	15.401	13.559	13.552	42.512
24	15.303	13.431	14.054	42.788	N°108 Alexander Schmitz					12	15.383	13.489	13.529	42.401
25	15.268	13.351	13.381	42.000	1	17.907	13.893	14.138	45.938	13	15.392	13.426	13.560	42.378
N°103 Hannes Nilsson					2	15.635	13.699	13.741	43.075	14	15.421	13.806	13.537	42.764
1	16.810	14.126	14.199	45.135	3	15.363	13.435	13.532	42.330	15	15.411	13.477	13.550	42.438
2	15.860	13.696	13.913	43.469	4	15.301	13.475	13.585	42.361	16	15.353	13.442	13.560	42.355
3	15.494	13.736	13.858	43.088	5	15.260	13.334	13.477	42.071	17	15.418	13.492	13.550	42.460
4	15.590	13.574	13.728	42.892	6	15.196	13.707	13.451	42.354	18	15.389	13.475	14.119	42.983
N°105 Enrico Prosperi					7	15.217	13.329	13.398	41.944	19	15.391	13.496	13.522	42.409
1	18.594	14.177	14.778	47.549	8	15.265	13.271	13.363	41.899	20	15.369	13.549	13.546	42.464
2	15.867	13.830	14.095	43.792	9	15.266	13.243	13.419	41.928	21	15.418	13.484	13.534	42.436
3	15.654	44.093	14.579	1:14.326	10	15.224	13.223	13.436	41.883	22	15.425	13.492	13.580	42.497
N°106 John Norris					11	15.312	13.306	13.721	42.339	23	15.366	13.457	13.563	42.386
1	17.876	14.041	14.187	46.104	12	15.284	13.294	13.426	42.004	24	15.472	13.501	13.554	42.527
					13	15.249	13.241	13.379	41.869	25	15.403	13.547	13.662	42.612





KZ2

Final Analysis

For information purposes. No official / regulatory value

Laps	Sector 1	Sector 2	Sector 3	Lap Time	Laps	Sector 1	Sector 2	Sector 3	Lap Time	Laps	Sector 1	Sector 2	Sector 3	Lap Time
N°112 Giacomo Pollini					12	15.247	13.318	13.441	42.006	24	15.311	13.373	13.475	42.159
1	19.478	14.102	14.645	48.225	13	15.196	13.336	13.436	41.968	25	15.258	13.442	13.475	42.175
2	15.485	13.739	13.862	43.086	14	15.169	13.360	13.529	42.058	N°120 Lukas Korbela				
3	15.304	13.588	13.591	42.483	15	15.181	13.318	13.400	41.899	1	19.306	14.702	14.262	48.270
4	15.182	13.480	13.601	42.263	16	15.241	13.370	13.455	42.066	2	15.642	14.018	13.878	43.538
5	15.213	13.474	13.534	42.221	17	15.245	13.374	13.430	42.049	3	17.165	14.968	15.455	47.588
6	15.179	13.499	13.421	42.099	18	15.304	13.344	13.476	42.124	4	15.575	13.722	13.727	43.024
7	15.118	13.299	13.378	41.795	19	15.267	13.326	13.488	42.081	5	15.396	13.580	13.799	42.775
8	15.131	13.326	13.343	41.800	20	15.285	13.336	13.483	42.104	6	15.521	13.633	13.762	42.916
9	15.124	13.272	13.336	41.732	21	15.236	13.305	13.389	41.930	7	15.294	13.529	13.597	42.420
10	15.577	13.280	13.394	42.251	22	15.300	13.341	13.513	42.154	8	15.280	13.494	13.551	42.325
11	15.197	13.410	13.366	41.973	23	15.219	13.258	13.471	41.948	9	15.282	13.369	13.536	42.187
12	15.128	13.269	13.348	41.745	24	15.245	13.310	13.436	41.991	10	15.279	13.435	13.566	42.280
13	15.207	13.270	13.389	41.866	25	15.268	13.378	13.456	42.102	11	15.339	13.492	13.580	42.411
14	15.174	13.256	13.400	41.830	N°116 Andrea Di Pietro					12	15.315	13.544	13.600	42.459
15	15.199	13.301	13.425	41.925	1	18.307	14.131	14.622	47.060	13	15.319	13.488	13.654	42.461
16	15.199	13.264	13.425	41.888	2	15.612	13.821	14.308	43.741	14	15.319	13.436	13.598	42.353
17	15.190	13.279	13.381	41.850	3	15.334	13.586	13.753	42.673	15	15.351	13.470	13.604	42.425
18	15.196	13.392	13.422	42.010	4	15.320	13.512	13.552	42.384	16	15.327	13.434	13.606	42.367
19	15.206	13.271	13.389	41.866	5	15.226	13.462	14.120	42.808	17	15.395	13.442	13.567	42.404
20	15.212	13.328	13.429	41.969	6	15.297	13.491	13.475	42.263	18	15.419	13.429	13.639	42.487
21	15.246	13.379	13.441	42.066	7	15.203	13.442	13.501	42.146	19	15.323	13.365	13.541	42.229
22	15.220	13.354	13.392	41.966	8	15.247	13.439	13.521	42.207	20	15.316	13.436	13.597	42.349
23	15.240	13.345	13.475	42.060	9	15.177	13.424	13.438	42.039	21	15.351	13.511	13.518	42.380
24	15.261	13.369	14.217	42.847	10	15.478	13.418	13.415	42.311	22	15.390	13.630	13.489	42.509
25	15.292	13.359	13.489	42.140	11	15.196	13.363	13.435	41.994	23	15.343	13.501	13.454	42.298
N°115 Philip Hall					12	15.204	13.347	13.481	42.032	24	15.268	13.364	13.491	42.123
1	17.964	13.995	14.252	46.211	13	15.165	13.330	13.435	41.930	25	15.358	13.512	13.586	42.456
2	15.569	13.949	14.198	43.716	14	15.171	13.371	13.420	41.962	N°121 Murat Valiullin				
3	15.646	13.559	13.603	42.808	15	15.203	13.332	13.486	42.021	1	18.587	14.526	14.476	47.589
4	15.371	13.516	13.560	42.447	16	15.221	13.379	13.429	42.029	2	15.820	13.878	14.051	43.749
5	15.270	13.495	13.951	42.716	17	15.223	13.371	13.399	41.993	3	15.608	13.892	13.680	43.180
6	15.224	13.753	13.516	42.493	18	15.317	13.457	13.493	42.267	4	15.489	13.549	14.158	43.196
7	15.195	13.365	13.567	42.127	19	15.235	13.380	13.451	42.066	5	15.390	13.575	13.652	42.617
8	15.175	13.294	13.381	41.850	20	15.213	13.323	13.424	41.960	6	15.836	13.920	13.622	43.378
9	15.090	13.459	13.508	42.057	21	15.251	13.352	13.451	42.054	7	15.359	13.502	13.508	42.369
10	16.136	13.385	13.436	42.957	22	15.234	13.368	13.496	42.098	8	15.349	13.545	13.648	42.542
11	15.192	13.361	13.390	41.943	23	15.276	13.392	13.436	42.104	9	15.384	13.499	13.549	42.432





KZ2

Final Analysis

For information purposes. No official / regulatory value

Laps	Sector 1	Sector 2	Sector 3	Lap Time	Laps	Sector 1	Sector 2	Sector 3	Lap Time	Laps	Sector 1	Sector 2	Sector 3	Lap Time
10	15.404	13.499	13.535	42.438	22	15.309	13.431	13.498	42.238	8	15.366	13.406	13.526	42.298
11	15.375	13.444	13.582	42.401	23	15.287	13.399	13.493	42.179	9	15.337	13.390	13.519	42.246
12	15.356	13.567	13.584	42.507	24	15.257	13.376	13.485	42.118	10	15.302	13.323	13.519	42.144
13	15.343	13.479	13.603	42.425	25	15.328	13.385	13.679	42.392	11	15.337	13.385	13.517	42.239
14	15.388	13.472	13.536	42.396	N°130 Mads Bild					12	15.348	13.328	13.496	42.172
15	15.344	13.433	13.490	42.267	1	20.255	14.457	14.123	48.835	13	15.368	13.318	13.516	42.202
16	15.373	13.425	13.528	42.326	2	15.536	13.759	13.761	43.056	14	15.334	13.319	13.481	42.134
17	20.312	14.207	13.719	48.238	3	15.574	13.821	13.737	43.132	15	15.337	13.371	13.456	42.164
18	15.615	13.551	13.583	42.749	4	15.229	14.148	13.609	42.986	16	15.320	13.373	13.483	42.176
19	15.435	13.477	13.660	42.572	5	15.255	13.608	13.485	42.348	17	15.595	13.371	13.456	42.422
20	15.452	13.498	13.605	42.555	6	15.356	13.591	13.527	42.474	18	15.379	13.312	13.463	42.154
21	15.516	13.472	13.568	42.556	7	15.158	13.430	13.446	42.034	19	15.231	13.235	13.515	41.981
22	15.451	13.610	13.604	42.665	8	15.178	13.451	13.486	42.115	20	15.339	13.439	13.417	42.195
23	15.546	13.496	13.650	42.692	9	15.176	13.445	13.474	42.095	21	15.260	13.311	13.444	42.015
24	15.443	13.520	13.543	42.506	10	15.241	13.493	13.405	42.139	22	15.271	13.385	13.519	42.175
25	15.474	13.543	13.607	42.624	11	15.190	13.464	13.853	42.507	23	15.313	13.343	13.424	42.080
N°126 Marco Pastacaldi					12	15.263	13.956	13.549	42.768	24	15.305	13.348	13.432	42.085
1	17.870	14.093	14.466	46.429	13	15.219	13.492	13.444	42.155	25	15.370	13.341	13.462	42.173
2	15.590	13.645	13.864	43.099	14	15.215	13.402	14.211	42.828	N°133 Rudolf Rhyn				
3	15.625	13.520	13.620	42.765	15	15.254	13.490	13.446	42.190	1	21.161	14.965	14.217	50.343
4	15.374	13.487	13.571	42.432	16	15.249	13.408	13.412	42.069	2	15.788	13.840	13.956	43.584
5	15.310	13.433	13.635	42.378	17	15.225	13.479	13.722	42.426	3	15.874	14.501	14.856	45.231
6	15.301	13.868	13.552	42.721	18	15.594	13.454	13.559	42.607	4	15.343	13.611	13.642	42.596
7	15.325	13.382	13.978	42.685	19	15.217	13.415	13.445	42.077	5	15.316	13.878	13.952	43.146
8	15.456	13.446	14.038	42.940	20	15.248	13.398	13.512	42.158	6	15.551	13.637	13.658	42.846
9	15.336	13.464	13.560	42.360	21	15.246	13.447	13.490	42.183	7	15.304	13.479	13.524	42.307
10	15.403	13.430	13.670	42.503	22	15.223	13.423	13.467	42.113	8	15.256	13.505	13.499	42.260
11	15.305	13.502	13.535	42.342	23	15.225	13.428	13.473	42.126	9	15.250	13.493	13.489	42.232
12	15.283	13.331	13.936	42.550	24	15.216	13.444	13.570	42.230	10	15.291	13.508	13.526	42.325
13	15.325	13.391	13.532	42.248	25	15.223	13.433	13.506	42.162	11	15.402	13.495	13.680	42.577
14	15.462	13.459	13.895	42.816	N°131 Dominik Schmidt					12	15.335	13.498	13.580	42.413
15	15.332	13.443	13.882	42.657	1	19.389	14.222	14.255	47.866	13	15.332	13.506	13.522	42.360
16	15.376	13.412	13.521	42.309	2	15.758	13.748	14.049	43.555	14	15.311	13.414	13.533	42.258
17	15.362	13.399	13.501	42.262	3	15.617	16.722	14.355	46.694	15	15.323	13.486	13.514	42.323
18	15.300	13.394	13.563	42.257	4	15.445	13.609	13.661	42.715	16	15.378	13.453	13.504	42.335
19	15.333	13.387	13.492	42.212	5	15.575	13.437	13.664	42.676	17	15.374	13.506	13.552	42.432
20	15.301	13.344	13.510	42.155	6	15.310	13.471	13.555	42.336	18	15.446	13.478	13.575	42.499
21	15.283	13.383	13.538	42.204	7	15.676	13.441	13.449	42.566	19	15.435	13.482	13.579	42.496





KZ2

Final Analysis

For information purposes. No official / regulatory value

Laps	Sector 1	Sector 2	Sector 3	Lap Time
20	15.337	13.542	13.544	42.423
21	15.372	13.523	13.547	42.442
22	15.377	13.971	13.622	42.970
23	15.394	13.507	13.557	42.458
24	15.486	13.487	13.530	42.503
25	15.373	13.584	13.572	42.529

N°135 Massimo Dante

Laps	Sector 1	Sector 2	Sector 3	Lap Time
1	17.849	14.022	14.145	46.016
2	15.545	13.705	13.745	42.995
3	15.465	13.512	13.513	42.490
4	15.206	13.436	13.571	42.213
5	15.252	13.373	13.495	42.120
6	15.166	13.490	13.538	42.194
7	15.171	13.352	13.430	41.953
8	15.188	13.373	13.368	41.929
9	15.194	13.313	13.415	41.922
10	15.135	13.299	13.424	41.858
11	15.256	13.313	13.767	42.336
12	15.183	13.511	13.410	42.104
13	15.155	13.314	13.388	41.857
14	15.164	13.409	13.395	41.968
15	15.171	13.351	13.399	41.921
16	15.130	13.303	13.441	41.874
17	15.130	13.277	13.408	41.815
18	15.209	13.438	13.474	42.121
19	15.193	13.298	13.384	41.875
20	15.131	13.320	13.616	42.067
21	15.206	13.364	13.398	41.968
22	15.167	13.317	13.408	41.892
23	15.191	13.354	13.410	41.955
24	15.191	13.363	13.380	41.934
25	15.255	13.535	14.050	42.840

N°137 Tommaso Mosca

Laps	Sector 1	Sector 2	Sector 3	Lap Time
1	18.174	13.968	14.255	46.397
2	15.504	14.152	13.614	43.270
3	15.274	13.460	14.414	43.148
4	15.320	13.462	13.529	42.311
5	15.189	13.555	13.480	42.224

Laps	Sector 1	Sector 2	Sector 3	Lap Time
6	15.157	13.380	13.455	41.992
7	15.174	13.362	13.455	41.991
8	15.163	13.633	13.443	42.239
9	15.127	13.350	13.413	41.890
10	21.186	13.885	13.524	48.595
11	15.262	13.357	13.462	42.081
12	15.186	13.869	13.585	42.640
13	15.314	13.390	13.433	42.137
14	15.327	13.369	13.497	42.193
15	15.256	13.335	13.478	42.069
16	15.400	13.341	13.491	42.232
17	15.308	13.606	13.517	42.431
18	15.355	13.338	13.457	42.150
19	15.167	13.331	13.417	41.915
20	15.203	13.363	13.431	41.997
21	15.209	13.328	13.502	42.039
22	15.638	13.355	13.479	42.472
23	15.236	13.400	13.449	42.085
24	15.275	13.363	13.602	42.240
25	15.307	13.436	13.567	42.310

N°140 Davide Forè

Laps	Sector 1	Sector 2	Sector 3	Lap Time
1	17.972	14.045	14.097	46.114
2	15.563	13.691	13.853	43.107
3	15.357	13.395	13.591	42.343
4	15.244	13.446	13.581	42.271
5	15.267	13.354	13.440	42.061
6	15.192	13.379	13.481	42.052
7	15.190	13.319	13.474	41.983
8	15.195	13.293	13.380	41.868
9	15.141	13.300	13.442	41.883
10	15.200	13.279	13.454	41.933
11	15.254	13.399	13.608	42.261
12	15.232	13.362	13.430	42.024
13	15.192	13.318	13.384	41.894
14	15.242	13.318	13.412	41.972
15	15.169	13.299	13.394	41.862
16	15.146	13.305	13.444	41.895
17	15.165	13.332	13.421	41.918

Laps	Sector 1	Sector 2	Sector 3	Lap Time
18	15.208	13.330	13.416	41.954
19	15.189	13.353	13.428	41.970
20	15.179	13.338	13.476	41.993
21	15.168	13.322	13.399	41.889
22	15.178	13.317	13.447	41.942
23	15.174	13.327	13.382	41.883
24	15.168	13.341	13.438	41.947
25	15.216	13.350	13.507	42.073

N°142 Felix Sandim

Laps	Sector 1	Sector 2	Sector 3	Lap Time
1	19.755	19.822	14.390	53.967
2	16.011	13.975	14.071	44.057
3	15.668	13.835	13.897	43.400
4	15.562	13.759	13.746	43.067
5	15.435	13.651	13.686	42.772
6	15.407	13.602	13.684	42.693
7	15.416	13.675	13.556	42.647
8	15.376	13.507	13.522	42.405
9	15.331	13.546	13.539	42.416
10	15.480	13.524	13.532	42.536
11	15.397	13.461	13.542	42.400
12	15.336	13.515	13.569	42.420
13	15.313	13.435	13.565	42.313
14	15.404	13.549	13.551	42.504
15	15.364	13.482	13.658	42.504
16	15.474	13.537	13.621	42.632
17	15.455	13.596	13.603	42.654
18	15.465	13.518	13.628	42.611
19	15.383	13.448	13.613	42.444
20	15.375	13.485	13.634	42.494
21	15.423	13.465	13.635	42.523
22	15.420	13.518	13.631	42.569
23	15.386	13.484	13.575	42.445
24	15.409	13.467	13.550	42.426
25	15.360	13.488	13.568	42.416

N°143 Patrick Di Giuseppe

Laps	Sector 1	Sector 2	Sector 3	Lap Time
1	18.515	14.210	14.634	47.359
2	15.686	13.743	14.300	43.729
3	15.461	13.643	13.712	42.816





KZ2

Final
Analysis

For information purposes. No official / regulatory value

Laps	Sector 1	Sector 2	Sector 3	Lap Time	Laps	Sector 1	Sector 2	Sector 3	Lap Time	Laps	Sector 1	Sector 2	Sector 3	Lap Time
4	15.367	13.551	13.709	42.627	4	15.206	13.563	13.660	42.429	16	15.370	13.370	13.522	42.262
5	15.339	13.591	13.653	42.583	5	15.200	13.565	13.606	42.371	N°149 Maxim Martynyuk				
6	15.277	13.487	13.606	42.370	6	15.210	13.656	13.593	42.459	1	37.563	14.729	14.247	1:06.539
7	15.268	13.524	13.980	42.772	7	15.169	13.508	14.401	43.078	2	16.062	13.898	13.994	43.954
8	15.332	13.462	13.589	42.383	8	15.176	13.446	13.640	42.262	3	15.617	13.787	13.966	43.370
9	15.340	13.485	13.551	42.376	9	15.213	13.494	14.418	43.125	4	15.577	13.596	13.765	42.938
10	15.292	13.489	13.535	42.316	10	15.237	13.447	13.564	42.248	5	15.476	13.630	13.832	42.938
11	15.305	13.409	14.151	42.865	11	15.194	13.698	13.597	42.489	6	15.603	13.561	13.733	42.897
12	15.269	13.717	13.509	42.495	12	15.195	13.415	13.482	42.092	7	15.319	13.565	13.545	42.429
13	15.324	13.392	13.560	42.276	13	15.129	13.367	13.522	42.018	8	15.426	13.501	13.556	42.483
14	15.333	13.473	13.997	42.803	14	15.360	13.453	14.015	42.828	9	15.332	13.488	13.620	42.440
15	15.266	13.317	13.484	42.067	15	15.191	13.458	13.615	42.264	10	15.307	13.500	13.548	42.355
16	15.276	13.446	13.534	42.256	16	15.191	13.440	13.574	42.205	11	15.216	13.455	13.672	42.343
17	15.294	13.631	13.548	42.473	17	15.185	13.420	13.527	42.132	12	15.583	13.540	13.520	42.643
18	15.866	13.357	13.566	42.789	18	15.215	13.496	13.567	42.278	13	15.234	13.362	13.450	42.046
19	15.298	13.322	13.514	42.134	19	15.216	13.417	13.532	42.165	14	15.220	13.422	13.585	42.227
20	15.270	13.371	13.551	42.192	20	15.192	13.383	13.539	42.114	15	15.329	13.452	13.462	42.243
21	15.264	13.378	13.545	42.187	21	15.279	13.378	13.554	42.211	16	15.188	13.436	13.504	42.128
22	15.243	13.322	13.466	42.031	22	15.210	13.421	13.545	42.176	17	15.284	13.438	13.553	42.275
23	15.302	13.365	13.471	42.138	23	15.222	13.429	13.519	42.170	18	15.253	13.489	13.480	42.222
24	15.234	13.347	13.514	42.095	24	15.190	13.427	13.508	42.125	19	15.189	13.482	13.464	42.135
25	15.271	13.331	13.487	42.089	25	15.236	13.489	13.528	42.253	20	15.262	13.412	13.460	42.134
N°144 Luciano Medeghini					N°147 Sean Babington					N°150 Lorenzo Lapina				
1	18.033	14.103	14.111	46.247	1	19.844	15.326	14.326	49.496	1	20.095	14.499	14.626	49.220
2	15.580	14.194	13.768	43.542	2	15.800	13.797	13.913	43.510	2	15.630	13.657	13.675	42.962
3	15.267	13.413	13.889	42.569	3	15.922	14.288	14.324	44.534	3	15.503	13.811	13.699	43.013
4	15.279	13.442	13.517	42.238	4	15.574	13.621	13.644	42.839	4	15.247	13.698	13.499	42.444
5	15.220	13.493	13.443	42.156	5	15.515	13.561	13.549	42.625	5	15.236	13.593	13.566	42.395
6	15.224	13.455	13.440	42.119	6	15.380	13.416	13.452	42.248	6	15.315	13.383	13.518	42.216
7	15.197	13.388	13.405	41.990	7	15.337	13.350	13.410	42.097	7	15.217	13.413	13.438	42.068
8	15.202	13.482	13.404	42.088	8	15.328	13.386	13.483	42.197	8	15.369	13.398	13.578	42.345
9	15.194	13.407	13.455	42.056	9	15.284	13.402	13.382	42.068	9	15.198	13.362	13.425	41.985
10	16.487	13.676	13.936	44.099	10	15.337	13.316	13.435	42.088	10	15.296	13.341	13.654	42.291
11	16.436	14.994	26.016	57.446	11	15.366	13.387	13.473	42.226					
N°146 Matteo Greco					12	15.383	13.364	13.440	42.187					
1	18.209	14.128	14.618	46.955	13	15.264	13.273	13.505	42.042					
2	15.573	13.747	13.883	43.203	14	15.386	13.690	13.412	42.488					
3	15.525	13.708	13.956	43.189	15	15.302	13.405	13.492	42.199					





KZ2

Final Analysis

For information purposes. No official / regulatory value

Laps	Sector 1	Sector 2	Sector 3	Lap Time
11	15.180	13.486	13.731	42.397
12	15.384	13.380	13.429	42.193
13	15.265	13.386	13.426	42.077
14	15.224	13.383	13.465	42.072
15	15.211	13.360	13.577	42.148
16	15.582	13.766	13.435	42.783
17	15.253	14.090	13.427	42.770
18	15.248	13.347	13.395	41.990
19	15.288	13.344	13.442	42.074
20	15.268	13.309	13.366	41.943
21	15.282	13.395	13.556	42.233
22	15.280	13.330	13.468	42.078
23	15.287	13.372	13.397	42.056
24	15.269	13.346	13.591	42.206
25	15.312	13.353	13.530	42.195

N°151 Martin Konopka

1	20.072	14.589	14.402	49.063
2	15.841	13.858	13.992	43.691
3	15.846	14.641	14.732	45.219
4	15.413	13.620	13.672	42.705
5	15.441	13.901	13.752	43.094
6	15.450	13.481	13.488	42.419
7	15.394	13.582	13.475	42.451
8	15.405	13.393	13.570	42.368
9	15.356	13.385	13.458	42.199
10	15.270	13.320	13.456	42.046
11	15.272	13.447	13.460	42.179
12	15.263	13.470	13.432	42.165
13	15.289	13.413	13.393	42.095
14	15.288	13.432	13.514	42.234
15	15.342	13.528	13.472	42.342
16	15.330	13.371	13.486	42.187
17	15.343	13.441	13.446	42.230
18	15.313	13.460	13.517	42.290
19	15.319	13.367	13.505	42.191
20	15.361	13.539	13.482	42.382
21	15.354	13.372	13.497	42.223
22	15.440	13.424	13.524	42.388

Laps	Sector 1	Sector 2	Sector 3	Lap Time
23	15.370	13.463	13.466	42.299
24	15.352	13.469	13.498	42.319
25	15.433	13.455	13.529	42.417

N°152 Max Loidl

1	19.385	14.761	14.298	48.444
2	15.746	13.791	13.894	43.431
3	15.705	13.687	13.570	42.962
4	15.291	13.533	13.729	42.553
5	15.454	13.582	13.619	42.655
6	15.247	13.421	13.475	42.143
7	15.264	13.413	13.506	42.183
8	15.247	13.446	13.532	42.225
9	15.172	13.428	13.407	42.007
10	15.227	13.468	13.515	42.210
11	15.282	13.515	14.152	42.949
12	15.283	13.546	13.633	42.462
13	15.281	13.505	13.442	42.228
14	15.251	13.437	13.505	42.193
15	15.240	13.345	13.440	42.025
16	15.247	13.601	13.585	42.433
17	15.203	13.412	13.431	42.046
18	15.222	13.445	13.440	42.107
19	15.225	13.409	13.417	42.051
20	15.229	13.371	13.464	42.064
21	15.272	13.426	13.833	42.531
22	15.425	13.405	13.433	42.263
23	15.313	13.423	13.484	42.220
24	15.265	13.353	13.441	42.059
25	15.347	13.417	13.491	42.255

N°153 Sauro Cesetti

1	19.256	14.396	14.207	47.859
2	15.618	14.024	13.794	43.436
3	15.845	13.576	13.528	42.949
4	15.243	13.477	13.657	42.377
5	15.268	13.392	13.491	42.151
6	15.217	13.342	13.427	41.986
7	15.199	13.382	13.468	42.049
8	15.181	13.342	13.434	41.957

Laps	Sector 1	Sector 2	Sector 3	Lap Time
9	15.183	13.374	13.488	42.045
10	15.282	13.437	13.666	42.385
11	15.296	13.573	13.529	42.398
12	15.210	13.339	13.588	42.137
13	15.190	13.261	13.863	42.314
14	15.358	13.269	13.441	42.068
15	15.244	13.327	13.449	42.020
16	15.236	13.354	13.447	42.037
17	15.257	13.334	13.504	42.095
18	15.202	13.350	13.420	41.972
19	15.179	13.316	13.404	41.899
20	15.201	13.311	13.414	41.926
21	15.188	13.348	13.436	41.972
22	15.221	13.328	13.429	41.978
23	15.221	13.297	13.414	41.932
24	15.222	13.303	13.435	41.960
25	15.204	13.311	13.432	41.947

N°154 Loris Spinelli

1	19.996	14.089	14.409	48.494
2	15.643	13.688	13.892	43.223
3	15.348	13.513	13.731	42.592
4	15.436	13.469	13.550	42.455
5	15.226	13.432	13.775	42.433
6	15.259	13.335	13.534	42.128
7	15.244	13.392	13.565	42.201
8	15.278	13.401	13.525	42.204
9	15.229	13.303	13.463	41.995
10	15.605	13.879	13.483	42.967
11	15.310	13.565	13.558	42.433
12	15.250	13.389	13.537	42.176
13	15.320	13.412	13.805	42.537
14	15.318	13.825	14.871	44.014
15	15.265	13.336	13.499	42.100
16	15.392	13.424	13.525	42.341
17	15.255	19.139	13.942	48.336

N°155 Mukharbek Aushev

1	19.690	14.483	14.673	48.846
2	16.039	13.813	13.976	43.828





KZ2

**Final
Analysis**

For information purposes. No official / regulatory value

Laps	Sector 1	Sector 2	Sector 3	Lap Time
3	15.886	14.356	13.998	44.240
4	15.558	13.703	13.837	43.098
5	15.577	14.277	13.971	43.825
6	15.784	13.715	14.233	43.732
7	15.381	13.668	13.732	42.781
8	15.382	13.530	13.790	42.702
9	15.451	13.618	13.682	42.751
10	15.422	13.606	13.703	42.731
11	15.450	13.450	13.645	42.545
12	15.401	13.460	13.728	42.589
13	15.391	13.545	13.633	42.569
14	15.429	13.558	13.710	42.697
15	15.415	13.545	13.770	42.730
16	15.431	13.467	13.641	42.539
17	15.448	13.641	13.745	42.834
18	15.345	13.427	13.663	42.435
19	15.425	13.411	13.605	42.441
20	15.342	13.454	13.661	42.457
21	15.421	13.527	13.606	42.554
22	15.405	13.443	13.660	42.508
23	15.381	13.478	13.622	42.481
24	15.416	13.410	13.687	42.513
25	15.371	13.473	13.557	42.401





KZ2

Final Starting Grid

Document 51 OFFICIAL

111 Freimann Marc CKR / TM / Vega	 41.957	17	103 Nilsson Hannes Tony Kart / Vortex / Vega	 42.317
129 Sanna Davide Best Kart / Modena Engines / Vega	 41.902	16	150 Lapina Lorenzo Italcorse / Modena Engines / Vega	 41.626
155 Aushev Mukharbek Energy / TM / Vega	 42.332	15	136 Giannoni Lorenzo Maranello / TM / Vega	 41.853
153 Cesetti Sauro Jesolo / TM / Vega	 41.864	14	147 Babington Sean Energy / Parilla / Vega	 41.656
151 Konopka Martin MS Kart / TM / Vega	 42.106	13	142 Sandim Felix Zanardi / TM / Vega	 42.206
131 Schmidt Dominik CRG / Modena Engines / Vega	 42.153	12	120 Korbela Lukas Zanardi / TM / Vega	 42.184
121 Valiullin Murat Croc Promotion / TM / Vega	 42.502	11	152 Loidl Max DR / TM / Vega	 42.261
105 Prosperi Enrico CRG / TM / Vega	 41.987	10	133 Rhyn Rudolf BirelArt / TM / Vega	 42.192
143 Di Giuseppe Patrick Maranello / TM / Vega	 41.998	9	107 Delrè Thierry Mach 1 / Vortex / Vega	 42.292
126 Pastacaldi Marco CRG / TM / Vega	 41.961	8	130 Bild Mads Energy / Vortex / Vega	 41.818
115 Hall Philip Tony Kart / Vortex / Vega	 41.891	7	116 Di Pietro Andrea GP Racing / TM / Vega	 42.107
138 Fasberg Andreas Tony Kart / Vortex / Vega	 42.121	6	146 Greco Matteo VRK / TM / Vega	 41.794
144 Medeghini Luciano VRK / TM / Vega	 41.828	5	154 Spinelli Loris PCR / TM / Vega	 41.986
149 Martynvuk Maxim CRG / Modena Engines / Vega	 41.655	4	112 Pollini Giacomo CKR / TM / Vega	 41.502
137 Mosca Tommaso Maranello / TM / Vega	 41.561	3	106 Norris John Mach 1 / TM / Vega	 41.756
101 Bernadotto Enrico Maranello / Modena Engines / Vega	 41.857	2	135 Dante Massimo Maranello / TM / Vega	 41.635
108 Schmitz Alexander Tony Kart / Vortex / Vega	 41.658	1	140 Forè Davide CRG / TM / Vega	 41.634

POLE POSITION



Start : 29/03 - 16:35 25 Laps = 25,250 Km

South Garda Karting - Lonato (ITA) 27-29/03/2015

FICr Mantova

Page 1 / 1

Apex Timing 

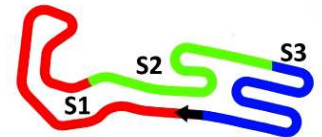


Scan this QR Code for livetiming

Alitest
 Test Rapidi per il Latte

Data processing and charts edit provided by:





KZ2

Pre-Final
Risultati

Document 50 OFFICIAL

Rnk	N°	Entrant	Nat	Driver	Nat	Equipment	Time	Laps	Best Lap	Gap	Sector 1	Sector 2	Sector 3	Penalty
1	▲2	140 Renda Motorsport	ITA	Forè Davide	ITA	CRG / TM / Vega	14:13.356	20	41.892		15.228	13.292	13.372	
2	▼1	108 KSM Racing Team	DEU	Schmitz Alexander	DEU	Tony Kart / Vortex / Vega	14:13.417	20	41.859	0.061	15.264	13.198	13.397	
3	▲1	135 Maranello Kart srl	ITA	Dante Massimo	ITA	Maranello / TM / Vega	14:13.680	20	41.930	0.324	15.198	13.321	13.411	
4	▲4	101 Maranello Kart srl	ITA	Bernadotto Enrico	ITA	Maranello / Modena Engine	14:18.232	20	41.998	4.876	15.245	13.357	13.396	
5	▲2	106 Mach1 Motorsport	DEU	Norris John	IRL	Mach 1 / TM / Vega	14:18.400	20	42.087	5.044	15.301	13.359	13.427	
6	▲7	137 Maranello Kart srl	ITA	Mosca Tommaso	ITA	Maranello / TM / Vega	14:20.303	20	42.125	6.947	15.245	13.424	13.456	
7	▼2	112 CKR	ITA	Pollini Giacomo	ITA	CKR / TM / Vega	14:21.289	20	41.921	7.933	15.197	13.339	13.385	
8	▲2	149 SRP Racing Team	DEU	Martynyuk Maxim	RUS	CRG / Modena Engines / Vega	14:21.624	20	41.834	8.268	15.084	13.284	13.466	
9	▲14	154 Scuderia PCR	ITA	Spinelli Loris	ITA	PCR / TM / Vega	14:23.370	20	42.174	10.014	15.317	13.378	13.479	
10	▲2	144 VRK srl	ITA	Medeghini Luciano	ITA	VRK / TM / Vega	14:23.916	20	42.073	10.560	15.255	13.405	13.413	
11	▲3	146 VRK srl	ITA	Greco Matteo	ITA	VRK / TM / Vega	14:24.401	20	42.153	11.045	15.225	13.455	13.473	
12	▲3	138 Ward Racing	SWE	Fasberg Andreas	DNK	Tony Kart / Vortex / Vega	14:24.959	20	42.135	11.603	15.258	13.366	13.511	
13	▲9	116 Di Pietro Giuseppe	CHE	Di Pietro Andrea	CHE	GP Racing / TM / Vega	14:25.447	20	42.090	12.091	15.259	13.357	13.474	
14	▲2	115 Ward Racing	SWE	Hall Philip	DNK	Tony Kart / Vortex / Vega	14:25.778	20	42.093	12.422	15.292	13.306	13.495	
15	▲2	130 TK Racing	DNK	Bild Mads	DNK	Energy / Vortex / Vega	14:26.237	20	42.145	12.881	15.225	13.468	13.452	
16	▲15	126 Pastacaldi Marco	ITA	Pastacaldi Marco	ITA	CRG / TM / Vega	14:28.277	20	42.401	14.921	15.440	13.426	13.535	
17	▲7	107 Mach1 Motorsport	DEU	Delrè Thierry	BEL	Mach 1 / Vortex / Vega	14:29.146	20	42.291	15.790	15.323	13.450	13.518	
18	▲12	143 Gerber Team Corse	CHE	Di Giuseppe Patrick	ITA	Maranello / TM / Vega	14:30.044	20	42.309	16.688	15.386	13.432	13.491	
19	≡	133 Solgat Motorsport	DEU	Rhyn Rudolf	CHE	BirelArt / TM / Vega	14:30.551	20	42.511	17.195	15.411	13.546	13.554	
20	▲14	105 Proserpi Enrico	ESP	Proserpi Enrico	ESP	CRG / TM / Vega	14:30.718	20	42.234	17.362	15.320	13.418	13.496	
21	≡	152 Loidl Max	AUT	Loidl Max	AUT	DR / TM / Vega	14:32.669	20	42.188	19.313	15.255	13.450	13.483	
22	▲6	121 Mad-Croc Karting	ITA	Valiullin Murat	RUS	Croc Promotion / TM / Vega	14:33.139	20	42.407	19.783	15.428	13.453	13.526	
23	▲4	120 WK Motorsport	POL	Korbela Lukas	POL	Zanardi / TM / Vega	14:33.301	20	42.238	19.945	15.316	13.429	13.493	
24	▲9	131 TB Motorsport	DEU	Schmidt Dominik	DEU	CRG / Modena Engines / Vega	14:33.596	20	42.343	20.240	15.323	13.442	13.578	
25	▲1	142 CRG Holland	NLD	Sandim Felix	SWE	Zanardi / TM / Vega	14:35.933	20	42.632	22.577	15.468	13.580	13.584	
26	▼6	151 K-K Racing Team	SVK	Konopka Martin	SVK	MS Kart / TM / Vega	14:38.732	20	42.384	25.376	15.422	13.394	13.568	
27	▼16	147 Energy Corse srl	ITA	Babington Sean	ARE	Energy / Parilla / Vega	14:32.499	20	42.162	29.143	15.299	13.387	13.476	+10.000
28	▼19	153 Jesolo Race srl	ITA	Cesetti Sauro	ITA	Jesolo / TM / Vega	13:34.872	19	41.941	1 Lap	15.241	13.275	13.425	
29	▼23	136 Maranello Kart srl	ITA	Giannoni Lorenzo	ITA	Maranello / TM / Vega	11:32.983	16	42.195	4 Laps	15.301	13.426	13.468	
30	▲2	155 Energy Corse srl	ITA	Aushev Mukharbek	RUS	Energy / TM / Vega	2:11.451	2	43.925	18 Laps	16.008	13.883	14.034	
31	▼29	150 Italcorse	ITA	Lapina Lorenzo	ITA	Italcorse / Modena Engines	4.615	0		20 Laps				
32	▼14	129 Sanna Davide	ITA	Sanna Davide	ITA	Best Kart / Modena Engine	7.388	0		20 Laps				
33	▼8	103 Ward Racing	SWE	Nilsson Hannes	SWE	Tony Kart / Vortex / Vega	7.472	0		20 Laps				
34	▼5	111 CKR	ITA	Freimann Marc	CHE	CKR / TM / Vega	7.595	0		20 Laps				

N°147 Sean Babington : Conduttore n° 147 penalizzato di 10" secondo la decisione n. 21 dei CCSS

Leaders : N°108 Alexander Schmitz (1-2) / N°135 Massimo Dante (3-11) / N°140 Davide Forè (12-20)

Start Time : 29/03 - 14:28:18

Best Lap : N°149 Maxim Martynyuk 41.834 86,91 Kph

Weather : Sunny Air : 13°C Track : Secco

Event Record : N°112 Giacomo Pollini 41.502 87,61 Kph

South Garda Karting - Lonato (ITA) 27-29/03/2015

Page 1 / 1

FICr Mantova

Apex Timing



Scan this QR Code for livetiming

Alitest
Test Rapidi per il Latte

Data processing and charts edit
provided by:





KZ2

**Pre-Final
Lap Chart**

For information purposes. No official / regulatory value

	1	2	3	4	5	6	7	8	9	10	11	12	13	14	15	16	17	18	19	20	21	22	23	24	25	26	27	28	29	30	31	32	33	34	
Grid	108	150	140	135	112	136	106	101	153	149	147	144	137	146	138	115	130	129	133	151	152	116	154	107	103	142	120	121	111	143	126	155	131	105	
Start	108	150	135	140	112	106	136	101	153	149	147	144	137	115	146	138	133	130	152	154	151	116	107	142	103	121	103	120	143	111	155	126	131	105	
Lap 1	108	135	140	136	106	101	112	153	147	149	137	144	154	146	138	152	130	107	116	115	121	133	126	151	143	105	120	131	142	155					
Interval		0.3	0.1	0.2	0.7	0.3	0.2	0.1	0.2	0.3	0.1	0.1	0.1	0.2	0.3	0.3	0.1	0.1	0.2	0.2	0.4	0.1	0.3	0.2	0.1	0.3	0.2	0.0	0.1	0.1	29.8				
Lap 2	108	135	140	136	106	101	153	147	149	137	144	154	112	146	152	138	116	130	107	115	121	133	126	151	105	143	131	120	142	155					
Interval		0.1	0.1	0.4	0.5	0.4	0.3	0.8	0.1	0.1	0.1	0.3	0.7	0.1	0.3	0.1	0.1	0.0	0.0	0.1	0.1	0.2	0.1	0.2	0.1	0.5	0.1	0.6	0.1	0.1	29.0				
Lap 3	135	108	140	136	106	101	153	149	147	137	154	112	144	146	152	138	116	115	130	107	133	126	121	151	105	131	143	120	142						
Interval		0.3	0.1	0.4	0.2	0.3	0.2	1.0	0.0	0.1	0.5	0.2	0.2	0.6	0.3	0.2	0.1	0.4	0.1	0.3	0.2	0.2	0.3	0.0	0.3	0.4	0.3	0.2	0.1						
Lap 4	135	140	108	106	136	101	153	149	147	137	154	112	144	146	152	138	116	115	130	107	133	126	121	151	105	143	131	120	142						
Interval		0.4	0.1	1.0	0.4	0.1	0.2	0.1	0.3	0.4	0.3	0.1	0.2	0.8	0.3	0.2	0.2	0.3	0.2	0.4	0.2	0.3	0.3	0.1	0.2	0.2	0.4	0.1	0.6						
Lap 5	135	140	108	106	101	153	136	147	137	154	112	149	144	146	152	138	116	115	130	107	133	126	121	151	105	143	131	120	142						
Interval		0.3	0.2	1.2	0.6	0.4	0.3	1.2	0.0	0.3	0.2	0.3	0.0	0.2	0.2	0.1	0.2	0.1	0.2	0.5	0.3	0.3	0.4	0.1	0.3	0.2	0.4	0.1	0.7						
Lap 6	135	140	108	106	101	153	136	137	147	154	112	149	144	146	152	116	138	115	130	107	133	126	121	151	143	105	131	120	142						
Interval		0.1	0.2	1.5	0.3	0.5	0.4	1.1	0.2	0.2	0.1	0.2	0.2	0.3	0.2	0.1	0.3	0.2	0.2	0.3	0.2	0.3	0.3	0.1	0.5	0.2	0.3	0.1	1.0						
Lap 7	135	140	108	106	101	153	136	137	147	154	112	149	144	146	152	116	138	115	130	107	133	126	121	151	143	105	131	120	142						
Interval		0.1	0.1	1.8	0.2	0.5	0.9	0.9	0.2	0.9	0.1	0.3	0.2	0.4	0.1	0.1	0.2	0.2	0.1	0.2	0.2	0.3	0.4	0.1	0.1	0.2	0.4	0.1	1.5						
Lap 8	135	140	108	106	101	153	136	137	147	112	149	144	154	146	152	116	138	130	107	133	126	115	121	151	143	105	131	120	142						
Interval		0.2	0.1	1.8	0.2	0.4	1.1	0.8	0.2	1.1	0.2	0.3	0.1	0.1	0.3	0.2	0.2	0.5	0.6	0.1	0.3	0.2	0.0	0.1	0.3	0.1	0.1	0.1	1.9						
Lap 9	135	140	108	106	101	153	136	137	147	112	149	144	154	146	152	116	138	130	107	133	115	126	121	143	151	131	105	120	142						
Interval		0.2	0.2	1.8	0.3	0.2	1.3	0.7	0.5	0.7	0.3	0.4	0.3	0.4	0.2	0.1	0.2	0.4	0.9	0.2	0.2	0.3	0.3	0.2	0.1	0.5	0.0	0.1	1.4						
Lap 10	135	140	108	106	101	153	136	137	147	112	149	144	154	146	152	116	138	130	107	115	133	126	121	143	151	131	105	120	142						
Interval		0.1	0.2	1.9	0.2	0.3	1.3	0.6	0.5	0.5	0.3	0.5	0.5	0.5	0.2	0.1	0.1	0.3	1.1	0.3	0.1	0.3	0.3	0.1	0.2	0.4	0.4	0.1	1.3						
Lap 11	135	140	108	101	106	153	136	137	147	112	149	144	154	146	152	138	116	130	115	107	133	126	121	143	151	131	105	120	142						
Interval		0.2	0.3	2.3	0.1	0.1	1.6	0.4	0.5	0.2	0.2	1.0	0.3	0.5	0.2	0.4	0.3	0.2	1.2	0.2	0.1	0.2	0.3	0.2	0.2	0.4	0.2	0.2	1.7						
Lap 12	140	108	135	101	106	153	136	137	112	147	149	144	154	146	152	138	116	130	115	107	133	126	143	151	121	131	105	120	142						
Interval		0.4	0.1	1.9	0.2	0.2	1.6	0.3	0.6	0.2	0.2	0.9	0.5	0.7	0.2	0.2	0.2	0.3	1.2	0.4	0.3	0.2	0.7	0.0	0.1	0.1	0.1	0.2	2.3						
Lap 13	140	108	135	101	153	106	136	137	112	147	149	144	154	146	152	138	116	130	115	107	126	133	151	143	121	105	120	131	142						
Interval		0.4	0.2	2.0	0.4	0.3	1.9	0.1	0.1	0.2	0.3	0.8	0.5	0.6	0.2	0.2	0.2	0.4	1.4	0.3	0.7	0.4	0.3	0.1	0.4	0.2	0.6	1.9	0.2						
Lap 14	140	108	135	101	153	106	137	136	147	112	149	154	144	146	152	138	116	130	115	107	126	133	151	143	105	121	120	131	142						
Interval		0.5	0.2	2.1	0.3	0.5	2.6	1.0	0.2	0.1	0.5	0.3	0.3	0.2	0.1	0.1	0.1	0.3	1.4	0.9	0.2	0.5	0.1	0.1	0.9	0.3	0.2	1.9	0.3						
Lap 15	140	108	135	101	153	106	137	136	147	112	149	154	144	146	152	138	116	130	115	126	107	133	143	151	105	121	120	131	142						
Interval		0.4	0.2	2.1	0.3	0.6	2.6	1.1	0.2	0.1	0.2	0.6	0.2	0.3	0.2	0.2	0.1	0.3	1.1	1.6	0.3	0.2	0.1	0.3	0.3	0.6	0.2	1.9	0.6						
Lap 16	140	108	135	101	153	106	137	112	136	147	149	154	144	146	138	152	116	130	115	126	107	143	133	151	105	121	120	131	142						
Interval		0.3	0.2	2.2	0.3	0.9	2.4	1.5	0.0	0.1	0.1	0.5	0.2	0.5	0.6	0.1	0.1	0.1	0.6	1.9	0.3	0.4	0.3	0.2	0.1	0.6	0.1	1.7	1.0						





KZ2

**Pre-Final
Lap Chart**

For information purposes. No official / regulatory value

Lap 17	140	108	135	101	153	106	137	112	149	154	144	146	138	116	115	130	126	107	143	133	147	105	121	152	120	131	142	151
		0.2	0.3	2.3	0.3	0.9	2.5	1.4	0.6	0.7	0.5	0.2	1.1	0.4	0.2	0.1	1.5	1.1	0.5	0.0	0.1	0.3	0.9	0.1	0.1	1.1	1.4	3.7
Lap 18	140	108	135	101	153	106	137	112	149	154	144	146	138	116	115	130	126	107	143	133	105	147	121	152	120	131	142	151
		0.2	0.5	2.4	0.1	1.2	2.3	1.2	0.5	1.2	0.5	0.4	0.8	0.4	0.3	0.2	1.6	1.2	0.6	0.3	0.6	0.2	0.4	0.1	0.1	0.7	1.8	3.6
Lap 19	140	108	135	153	101	106	137	112	149	154	144	146	138	116	115	130	126	107	143	133	105	147	152	121	120	131	142	151
		0.0	0.5	3.3	0.0	0.7	2.2	1.1	0.4	1.5	0.5	0.2	0.7	0.5	0.2	0.4	1.7	1.1	0.5	0.5	0.3	0.8	0.2	0.3	0.1	0.4	2.2	3.2
Lap 20	140	108	135	101	106	137	112	149	154	144	146	138	116	115	130	126	107	143	133	105	147	152	121	120	131	142	151	
		0.0	0.2	4.5	0.1	1.9	0.9	0.3	1.7	0.5	0.4	0.5	0.4	0.3	0.4	2.0	0.8	0.8	0.5	0.1	1.7	0.1	0.4	0.1	0.2	2.3	2.7	





KZ2

Pre-Final
Analysis

For information purposes. No official / regulatory value

Laps	Sector 1	Sector 2	Sector 3	Lap Time	Laps	Sector 1	Sector 2	Sector 3	Lap Time	Laps	Sector 1	Sector 2	Sector 3	Lap Time
N°101 Enrico Bernadotto					17	15.357	13.645	14.171	43.173	13	15.323	13.450	13.518	42.291
1	18.090	14.270	14.496	46.856	18	15.667	13.617	13.679	42.963	14	15.761	13.476	13.664	42.901
2	15.860	13.925	13.678	43.463	19	15.318	13.448	13.477	42.243	15	15.439	13.543	14.207	43.189
3	15.500	13.658	13.694	42.852	20	15.323	13.448	13.589	42.360	16	15.507	13.404	13.517	42.428
4	15.434	13.702	13.988	43.124	N°106 John Norris					17	15.489	13.455	14.281	43.225
5	15.596	13.405	13.481	42.482	1	18.160	14.299	14.233	46.692	18	15.514	13.455	13.478	42.447
6	15.356	13.306	13.436	42.098	2	15.861	13.755	13.751	43.367	19	15.474	13.475	13.467	42.416
7	15.318	13.398	13.415	42.131	3	15.622	13.539	13.734	42.895	20	15.476	13.369	13.461	42.306
8	15.259	13.452	13.433	42.144	4	15.427	13.800	13.719	42.946	N°108 Alexander Schmitz				
9	15.377	13.430	13.548	42.355	5	15.385	13.468	13.538	42.391	1	18.052	13.776	14.142	45.970
10	15.294	13.293	13.438	42.025	6	15.305	13.441	13.611	42.357	2	16.051	13.618	13.860	43.529
11	15.341	13.395	13.552	42.288	7	15.280	13.468	13.499	42.247	3	15.596	13.966	13.815	43.377
12	15.245	13.357	13.396	41.998	8	15.305	13.390	13.520	42.215	4	15.452	13.351	13.990	42.793
13	15.316	13.334	13.456	42.106	9	15.331	13.403	13.456	42.190	5	15.359	13.316	13.492	42.167
14	15.316	13.358	13.365	42.039	10	15.277	13.400	13.467	42.144	6	15.269	13.289	13.471	42.029
15	15.290	13.329	13.401	42.020	11	15.352	13.519	13.831	42.702	7	15.218	13.331	13.459	42.008
16	15.339	13.327	13.412	42.078	12	15.301	13.359	13.427	42.087	8	15.266	13.342	13.599	42.207
17	15.273	13.312	13.444	42.029	13	15.318	13.881	13.448	42.647	9	15.256	13.300	13.597	42.153
18	15.405	13.366	13.521	42.292	14	15.292	13.355	13.440	42.087	10	15.226	13.378	13.493	42.097
19	15.383	13.698	13.915	42.996	15	15.283	13.390	13.507	42.180	11	15.297	13.355	13.463	42.115
20	16.107	13.554	13.616	43.277	16	15.323	13.434	13.537	42.294	12	15.257	13.327	13.619	42.203
N°105 Enrico Proserpi					17	15.287	13.363	13.484	42.134	13	15.275	13.257	13.427	41.959
1	20.102	14.247	14.618	48.967	18	15.334	13.463	13.602	42.399	14	15.302	13.324	13.350	41.976
2	15.856	14.153	14.054	44.063	19	15.415	13.385	13.520	42.320	15	15.301	13.245	13.386	41.932
3	15.830	13.934	13.849	43.613	20	15.470	13.561	13.664	42.695	16	15.299	13.241	13.442	41.982
4	15.561	13.698	13.744	43.003	N°107 Thierry Delrè					17	15.264	13.198	13.397	41.859
5	15.453	13.746	13.678	42.877	1	18.946	14.440	14.674	48.060	18	15.234	13.256	13.432	41.922
6	15.365	13.583	14.029	42.977	2	15.985	14.140	14.537	44.662	19	15.326	13.233	13.546	42.105
7	15.270	13.548	13.601	42.419	3	16.118	13.839	13.837	43.794	20	15.524	13.356	13.544	42.424
8	15.287	13.654	14.028	42.969	4	15.570	13.731	13.631	42.932	N°112 Giacomo Pollini				
9	15.995	13.621	13.651	43.267	5	15.419	13.563	13.655	42.637	1	18.508	14.419	14.587	47.514
10	15.494	13.723	13.590	42.807	6	15.432	13.661	13.552	42.645	2	15.732	15.198	14.465	45.395
11	15.305	13.440	13.520	42.265	7	15.392	13.564	13.739	42.695	3	15.414	13.707	13.845	42.966
12	15.244	13.486	13.549	42.279	8	15.551	13.642	13.853	43.046	4	15.497	13.440	13.533	42.470
13	15.772	13.580	13.447	42.799	9	15.404	13.622	13.559	42.585	5	15.516	13.638	14.182	43.336
14	15.587	13.452	13.518	42.557	10	15.475	13.450	13.486	42.411	6	15.376	13.527	13.512	42.415
15	15.320	13.418	13.496	42.234	11	15.510	13.657	13.811	42.978	7	15.672	13.774	13.541	42.987
16	15.361	13.482	13.765	42.608	12	15.417	13.498	13.462	42.377	8	15.427	13.352	13.559	42.338





KZ2

Pre-Final Analysis

For information purposes. No official / regulatory value

Laps	Sector 1	Sector 2	Sector 3	Lap Time
9	15.235	13.351	13.428	42.014
10	15.194	13.322	13.412	41.928
11	15.197	13.339	13.385	41.921
12	15.239	13.307	13.422	41.968
13	15.232	13.407	13.494	42.133
14	15.856	13.909	14.090	43.855
15	15.337	13.476	13.462	42.275
16	15.318	13.323	13.539	42.180
17	15.267	13.364	13.407	42.038
18	15.223	13.396	13.407	42.026
19	15.287	13.355	13.467	42.109
20	15.371	13.358	13.472	42.201

N°115 Philip Hall				
Laps	Sector 1	Sector 2	Sector 3	Lap Time
1	20.171	14.245	14.796	49.212
2	15.881	13.971	14.475	44.327
3	15.873	13.662	13.677	43.212
4	15.456	13.468	13.768	42.692
5	15.333	13.490	13.712	42.535
6	15.719	13.425	13.741	42.885
7	15.384	13.668	13.813	42.865
8	15.576	13.984	14.706	44.266
9	15.307	13.480	13.513	42.300
10	15.359	13.343	13.592	42.294
11	15.227	13.584	13.537	42.348
12	15.359	13.401	13.457	42.217
13	15.261	13.545	13.518	42.324
14	15.377	13.390	13.537	42.304
15	15.312	13.380	13.459	42.151
16	15.292	13.306	13.495	42.093
17	15.255	13.823	13.627	42.705
18	15.317	13.368	13.545	42.230
19	15.330	13.311	13.478	42.119
20	15.413	13.405	13.493	42.311

N°116 Andrea Di Pietro				
Laps	Sector 1	Sector 2	Sector 3	Lap Time
1	19.375	14.294	14.733	48.402
2	15.904	13.816	14.527	44.247
3	15.598	13.688	13.774	43.060
4	15.519	13.593	13.706	42.818

Laps	Sector 1	Sector 2	Sector 3	Lap Time
5	15.323	13.590	13.775	42.688
6	15.454	13.499	13.504	42.457
7	15.331	13.877	13.776	42.984
8	15.367	13.495	13.666	42.528
9	15.304	13.438	13.617	42.359
10	15.318	13.481	13.598	42.397
11	15.322	14.046	13.502	42.870
12	15.230	13.420	13.444	42.094
13	15.259	13.357	13.474	42.090
14	15.222	13.484	13.699	42.405
15	15.351	13.536	13.591	42.478
16	15.309	13.525	13.904	42.738
17	15.344	14.390	13.505	43.239
18	15.290	13.415	13.460	42.165
19	15.277	13.420	13.524	42.221
20	15.354	13.417	13.457	42.228

N°120 Lukas Korbela				
Laps	Sector 1	Sector 2	Sector 3	Lap Time
1	21.045	14.287	14.640	49.972
2	15.845	14.045	14.909	44.799
3	15.714	13.759	14.169	43.642
4	15.472	13.687	13.704	42.863
5	15.466	13.612	13.798	42.876
6	15.400	13.597	13.588	42.585
7	15.427	13.577	13.598	42.602
8	15.375	13.568	13.612	42.555
9	15.902	13.607	13.706	43.215
10	15.445	13.687	13.668	42.800
11	15.358	13.504	13.531	42.393
12	15.316	13.429	13.493	42.238
13	15.647	13.929	13.607	43.183
14	15.403	13.591	13.556	42.550
15	15.458	13.512	13.534	42.504
16	15.391	13.635	13.539	42.565
17	15.431	13.613	14.430	43.474
18	15.572	13.641	13.585	42.798
19	15.660	13.596	13.608	42.864
20	15.518	14.095	13.714	43.327

N°121 Murat Valiullin				
Laps	Sector 1	Sector 2	Sector 3	Lap Time
1	19.428	14.344	14.869	48.641
2	15.951	13.908	14.189	44.048
3	16.533	13.866	13.966	44.365
4	15.593	13.600	13.838	43.031
5	15.520	13.557	13.662	42.739
6	15.497	13.498	13.615	42.610
7	15.551	13.524	13.619	42.694
8	15.412	13.506	13.987	42.905
9	15.542	13.627	13.750	42.919
10	15.408	13.458	13.670	42.536
11	15.428	13.453	13.526	42.407
12	15.420	13.445	14.202	43.067
13	15.790	13.647	13.545	42.982
14	16.010	13.518	13.567	43.095
15	15.489	13.561	13.504	42.554
16	15.480	13.516	13.620	42.616
17	15.402	13.633	14.385	43.420
18	15.577	13.506	13.636	42.719
19	15.885	13.573	13.573	43.031
20	15.549	14.078	13.698	43.325

N°126 Marco Pastacaldi				
Laps	Sector 1	Sector 2	Sector 3	Lap Time
1	19.857	14.405	14.493	48.755
2	16.007	13.806	14.186	43.999
3	15.881	13.792	13.864	43.537
4	15.710	13.680	13.666	43.056
5	15.445	13.532	13.675	42.652
6	15.485	13.576	13.603	42.664
7	15.413	13.521	13.668	42.602
8	15.523	13.612	13.875	43.010
9	15.459	13.779	13.718	42.956
10	15.439	13.455	13.618	42.512
11	15.405	13.489	13.536	42.430
12	15.449	13.522	13.491	42.462
13	15.331	13.579	13.588	42.498
14	15.440	13.426	13.535	42.401
15	15.434	13.420	13.763	42.617
16	15.424	13.415	13.577	42.416





KZ2

Pre-Final
Analysis

For information purposes. No official / regulatory value

Laps	Sector 1	Sector 2	Sector 3	Lap Time	Laps	Sector 1	Sector 2	Sector 3	Lap Time	Laps	Sector 1	Sector 2	Sector 3	Lap Time
17	15.398	13.480	13.553	42.431	13	15.807	16.071	13.705	45.583	9	15.255	13.408	13.443	42.106
18	15.360	13.466	13.576	42.402	14	15.511	13.417	13.630	42.558	10	15.262	13.411	13.480	42.153
19	15.390	13.494	13.601	42.485	15	15.483	13.423	13.573	42.479	11	15.228	13.385	13.389	42.002
20	15.433	13.523	13.615	42.571	16	15.348	13.369	13.657	42.374	12	15.196	13.878	13.813	42.887
N°130 Mads Bild					17	15.481	13.536	13.833	42.850	13	15.268	13.366	13.450	42.084
1	19.001	14.559	14.649	48.209	18	15.429	13.422	13.602	42.453	14	15.212	13.344	13.385	41.941
2	15.915	13.941	14.935	44.791	19	15.423	13.570	13.530	42.523	15	15.253	13.303	13.400	41.956
3	15.603	14.186	13.761	43.550	20	15.508	13.764	13.916	43.188	16	15.209	13.382	13.414	42.005
4	15.447	13.697	13.606	42.750	N°133 Rudolf Rhyn					17	15.198	13.321	13.411	41.930
5	15.385	13.566	13.606	42.557	1	20.344	14.590	14.582	49.516	18	15.150	13.377	13.602	42.129
6	15.568	13.592	13.656	42.816	2	16.043	13.911	14.098	44.052	19	15.269	13.372	13.455	42.096
7	15.257	13.799	13.765	42.821	3	15.951	13.799	13.828	43.578	20	15.291	13.309	13.524	42.124
8	15.565	13.583	13.561	42.709	4	15.624	13.591	13.706	42.921	N°136 Lorenzo Giannoni				
9	15.254	13.456	13.546	42.256	5	15.465	13.570	13.677	42.712	1	17.808	13.938	14.163	45.909
10	15.220	13.501	13.484	42.205	6	15.387	13.622	13.615	42.624	2	15.896	13.911	13.802	43.609
11	15.219	13.825	13.582	42.626	7	15.459	13.558	13.620	42.637	3	15.731	13.663	13.803	43.197
12	15.253	13.422	13.499	42.174	8	15.507	13.694	13.806	43.007	4	15.510	14.178	13.900	43.588
13	15.225	13.468	13.452	42.145	9	15.397	13.619	13.606	42.622	5	15.963	13.843	13.577	43.383
14	15.269	13.541	13.544	42.354	10	15.520	13.674	13.574	42.768	6	15.397	13.395	13.620	42.412
15	15.307	13.604	13.508	42.419	11	15.397	13.552	13.613	42.562	7	15.428	13.484	13.579	42.491
16	15.285	13.529	13.772	42.586	12	15.411	13.546	13.554	42.511	8	15.424	13.401	13.488	42.313
17	15.317	14.567	13.629	43.513	13	15.378	14.170	13.583	43.131	9	15.394	13.436	13.482	42.312
18	15.300	13.488	13.525	42.313	14	15.392	13.532	13.612	42.536	10	15.301	13.426	13.468	42.195
19	15.297	13.497	13.547	42.341	15	15.451	13.463	13.702	42.616	11	15.500	13.439	13.514	42.453
20	15.305	13.493	13.517	42.315	16	15.463	13.513	14.063	43.039	12	15.307	13.370	13.559	42.236
N°131 Dominik Schmidt					17	15.433	13.548	14.030	43.011	13	15.570	13.521	13.653	42.744
1	19.997	14.406	15.181	49.584	18	15.734	13.485	13.643	42.862	14	16.133	14.058	13.594	43.785
2	16.520	13.887	14.142	44.549	19	15.478	13.511	13.570	42.559	15	15.407	13.405	13.507	42.319
3	15.731	13.682	13.816	43.229	20	15.447	13.515	13.588	42.550	16	15.350	13.450	13.823	42.623
4	15.674	13.792	13.803	43.269	N°135 Massimo Dante					N°137 Tommaso Mosca				
5	15.501	13.611	13.759	42.871	1	17.849	13.953	14.136	45.938	1	17.973	15.159	14.263	47.395
6	15.397	13.505	13.723	42.625	2	15.998	13.614	13.766	43.378	2	15.801	13.823	14.247	43.871
7	15.393	13.521	13.642	42.556	3	15.591	13.699	13.629	42.919	3	15.543	13.636	13.635	42.814
8	15.267	13.600	13.748	42.615	4	15.393	13.469	13.591	42.453	4	15.487	13.558	13.641	42.686
9	15.731	13.508	13.830	43.069	5	15.298	13.439	13.484	42.221	5	15.317	14.058	14.003	43.378
10	15.412	13.463	13.554	42.429	6	15.260	13.404	13.523	42.187	6	15.323	13.478	13.532	42.333
11	15.407	13.508	13.560	42.475	7	15.236	13.416	13.459	42.111	7	15.251	13.480	13.532	42.263
12	15.323	13.442	13.578	42.343	8	15.230	13.399	13.489	42.118	8	15.305	13.441	13.484	42.230





KZ2

Pre-Final Analysis

For information purposes. No official / regulatory value

Laps	Sector 1	Sector 2	Sector 3	Lap Time
9	15.231	13.425	13.516	42.172
10	15.229	13.440	13.468	42.137
11	15.263	13.451	13.483	42.197
12	15.286	13.372	13.479	42.137
13	15.357	13.577	13.696	42.630
14	15.632	13.430	13.501	42.563
15	15.316	13.399	13.496	42.211
16	15.245	13.424	13.456	42.125
17	15.288	13.361	13.492	42.141
18	15.264	13.462	13.514	42.240
19	15.249	13.388	13.575	42.212
20	15.377	13.452	13.530	42.359

N°138 Andreas Fasberg

1	19.017	14.387	14.527	47.931
2	15.863	13.776	15.297	44.936
3	15.587	13.631	13.858	43.076
4	15.515	13.617	13.641	42.773
5	15.360	13.542	13.782	42.684
6	15.787	13.638	13.577	43.002
7	15.339	13.791	13.760	42.890
8	15.598	13.415	13.570	42.583
9	15.347	13.477	13.528	42.352
10	15.261	13.474	13.568	42.303
11	15.239	13.620	13.463	42.322
12	15.251	13.435	13.469	42.155
13	15.258	13.366	13.511	42.135
14	15.265	13.540	13.667	42.472
15	15.376	13.530	13.593	42.499
16	15.321	13.448	13.769	42.538
17	15.388	14.254	13.487	43.129
18	15.293	13.365	13.504	42.162
19	15.261	13.489	13.435	42.185
20	15.390	13.384	13.472	42.246

N°140 Davide Forè

1	17.845	13.982	14.156	45.983
2	15.939	13.688	13.766	43.393
3	15.593	13.758	13.853	43.204
4	15.441	13.379	13.656	42.476

Laps	Sector 1	Sector 2	Sector 3	Lap Time
5	15.252	13.377	13.453	42.082
6	15.234	13.321	13.466	42.021
7	15.277	13.346	13.470	42.093
8	15.262	13.393	13.535	42.190
9	15.251	13.344	13.470	42.065
10	15.244	13.399	13.492	42.135
11	15.263	13.371	13.395	42.029
12	15.164	13.474	13.457	42.095
13	15.228	13.292	13.372	41.892
14	15.215	13.311	13.431	41.957
15	15.258	13.352	13.405	42.015
16	15.222	13.326	13.506	42.054
17	15.183	13.283	13.451	41.917
18	15.226	13.304	13.485	42.015
19	15.260	13.370	13.622	42.252
20	15.392	13.434	13.590	42.416

N°142 Felix Sandim

1	21.444	14.513	14.347	50.304
2	16.198	14.342	14.151	44.691
3	15.832	13.899	13.976	43.707
4	15.645	13.720	13.932	43.297
5	15.512	13.773	13.715	43.000
6	15.514	13.627	13.735	42.876
7	15.730	13.712	13.696	43.138
8	15.516	13.606	13.800	42.922
9	15.560	13.602	13.615	42.777
10	15.468	13.580	13.584	42.632
11	15.611	13.552	13.650	42.813
12	15.403	13.567	13.873	42.843
13	15.497	13.837	13.687	43.021
14	15.524	13.526	13.624	42.674
15	15.477	13.523	13.755	42.755
16	15.609	13.477	13.738	42.824
17	15.400	13.613	14.247	43.260
18	15.488	13.530	13.779	42.797
19	15.558	13.631	13.735	42.924
20	15.740	13.803	13.754	43.297

N°143 Patrick Di Giuseppe

1	19.778	14.566	14.982	49.326
2	15.975	14.098	14.435	44.508
3	15.834	13.926	14.523	44.283
4	15.437	13.440	13.605	42.482
5	15.349	13.947	13.580	42.876
6	15.288	13.472	13.734	42.494
7	15.271	13.490	13.581	42.342
8	15.345	13.675	14.043	43.063
9	15.339	13.665	13.685	42.689
10	15.358	13.441	13.650	42.449
11	15.398	13.465	13.596	42.459
12	15.341	13.433	13.913	42.687
13	15.758	13.396	13.479	42.633
14	15.386	13.432	13.491	42.309
15	15.530	13.391	13.580	42.501
16	15.485	13.456	13.543	42.484
17	15.285	13.424	14.628	43.337
18	15.500	13.503	13.564	42.567
19	15.279	13.538	13.531	42.348
20	15.606	13.424	13.585	42.615

N°144 Luciano Medeghini

1	18.401	15.122	14.230	47.753
2	15.821	13.831	14.177	43.829
3	15.531	13.753	14.443	43.727
4	15.409	13.533	13.547	42.489
5	15.415	13.661	14.451	43.527
6	15.489	13.411	13.549	42.449
7	15.539	14.084	13.448	43.071
8	15.267	13.511	13.637	42.415
9	15.252	13.427	13.449	42.128
10	15.257	13.396	13.436	42.089
11	15.324	13.498	13.467	42.289
12	15.255	13.405	13.413	42.073
13	15.242	13.433	13.463	42.138
14	15.293	14.004	14.380	43.677
15	15.344	13.425	13.409	42.178
16	15.297	13.394	13.562	42.253





KZ2

Pre-Final
Analysis

For information purposes. No official / regulatory value

Laps	Sector 1	Sector 2	Sector 3	Lap Time	Laps	Sector 1	Sector 2	Sector 3	Lap Time	Laps	Sector 1	Sector 2	Sector 3	Lap Time
17	15.592	13.751	13.544	42.887	13	15.299	13.387	13.476	42.162	9	15.582	13.719	13.877	43.178
18	15.374	13.448	13.491	42.313	14	15.645	14.141	13.612	43.398	10	15.435	13.544	13.569	42.548
19	15.338	13.487	13.522	42.347	15	15.344	13.436	13.535	42.315	11	15.401	13.490	13.579	42.470
20	15.356	13.442	13.457	42.255	16	15.334	13.724	13.518	42.576	12	15.331	13.507	13.624	42.462
N°146 Matteo Greco					17	16.418	17.874	15.308	49.600	13	15.555	13.375	13.502	42.432
1	18.617	14.799	14.351	47.767	18	15.905	13.654	14.055	43.614	14	15.422	13.394	13.568	42.384
2	15.824	13.936	14.946	44.706	19	15.601	13.598	13.642	42.841	15	15.967	13.467	13.543	42.977
3	15.463	13.705	13.862	43.030	20	15.787	13.811	13.693	43.291	16	15.436	13.453	13.878	42.767
4	15.417	13.608	13.697	42.722	N°149 Maxim Martynyuk					17	15.348	13.542	21.934	50.824
5	15.382	13.676	13.909	42.967	1	18.159	14.855	14.596	47.610	18	15.724	13.473	13.549	42.746
6	15.358	13.581	13.612	42.551	2	15.716	13.775	14.363	43.854	19	15.537	13.415	13.511	42.463
7	15.248	14.159	13.711	43.118	3	15.460	13.485	13.808	42.753	20	15.688	13.519	13.677	42.884
8	15.257	13.492	13.601	42.350	4	15.242	13.368	13.529	42.139	N°152 Max Loidl				
9	15.288	13.598	13.600	42.486	5	15.736	14.561	14.768	45.065	1	18.558	14.674	14.746	47.978
10	15.244	13.482	13.649	42.375	6	15.314	13.473	13.484	42.271	2	15.857	13.926	14.470	44.253
11	15.185	13.521	13.541	42.247	7	15.683	13.890	13.487	43.060	3	15.535	13.867	13.826	43.228
12	15.200	13.545	13.589	42.334	8	15.247	13.581	13.491	42.319	4	15.457	13.682	13.620	42.759
13	15.225	13.455	13.473	42.153	9	15.177	13.323	13.575	42.075	5	15.339	13.620	13.838	42.797
14	15.264	13.609	13.834	42.707	10	15.190	13.357	13.357	41.904	6	15.378	13.627	13.608	42.613
15	15.263	13.449	13.588	42.300	11	15.084	13.284	13.466	41.834	7	15.335	13.925	13.733	42.993
16	15.294	13.521	13.549	42.364	12	15.147	13.520	13.485	42.152	8	15.315	13.566	13.613	42.494
17	15.301	13.708	13.570	42.579	13	15.278	13.449	13.537	42.264	9	15.240	13.533	13.641	42.414
18	15.287	13.603	13.625	42.515	14	15.525	14.499	13.820	43.844	10	15.257	13.484	13.612	42.353
19	15.169	13.499	13.553	42.221	15	15.161	13.331	13.480	41.972	11	15.239	13.534	13.519	42.292
20	15.324	13.573	13.566	42.463	16	15.230	13.556	13.501	42.287	12	15.248	13.434	13.611	42.293
N°147 Sean Babington					17	15.673	13.234	13.464	42.371	13	15.255	13.450	13.483	42.188
1	17.877	14.881	14.394	47.152	18	15.157	13.362	13.402	41.921	14	15.261	13.554	13.745	42.560
2	15.764	13.940	14.284	43.988	19	15.221	13.290	13.466	41.977	15	15.307	13.544	13.568	42.419
3	15.479	13.516	14.031	43.026	20	15.298	13.230	13.557	42.085	16	15.314	13.589	14.043	42.946
4	15.345	13.436	13.615	42.396	N°151 Martin Konopka					17	15.351	18.723	14.679	48.753
5	15.499	14.198	14.091	43.788	1	19.767	14.672	15.404	49.843	18	15.567	13.596	13.568	42.731
6	15.527	13.443	13.607	42.577	2	15.918	13.901	14.142	43.961	19	15.481	13.517	13.511	42.509
7	15.242	13.487	13.530	42.259	3	16.227	13.856	13.728	43.811	20	15.731	13.862	13.655	43.248
8	15.330	13.424	13.537	42.291	4	15.749	13.594	13.717	43.060	N°153 Sauro Cesetti				
9	15.312	13.518	13.588	42.418	5	15.516	13.743	13.530	42.789	1	17.986	14.647	14.502	47.135
10	15.262	13.442	13.473	42.177	6	15.474	13.544	13.584	42.602	2	15.731	13.816	13.794	43.341
11	15.313	13.425	13.478	42.216	7	15.668	13.453	13.589	42.710	3	15.526	13.594	13.649	42.769
12	15.251	13.706	13.464	42.421	8	15.378	13.545	13.942	42.865	4	15.371	13.595	14.102	43.068





KZ2

Pre-Final Analysis

For information purposes. No official / regulatory value

Laps	Sector 1	Sector 2	Sector 3	Lap Time
5	15.734	13.462	13.486	42.682
6	15.353	13.393	13.502	42.248
7	15.242	13.325	13.503	42.070
8	15.240	13.414	13.456	42.110
9	15.261	13.397	13.428	42.086
10	15.305	13.352	13.479	42.136
11	15.233	13.382	13.629	42.244
12	15.360	13.398	13.448	42.206
13	15.220	13.392	13.424	42.036
14	15.241	13.275	13.425	41.941
15	15.302	13.302	13.440	42.044
16	15.306	13.358	13.387	42.051
17	15.253	13.374	13.438	42.065
18	15.247	13.398	13.444	42.089
19	15.354	13.505	13.907	42.766

Laps	Sector 1	Sector 2	Sector 3	Lap Time
N°155 Mukharbek Aushev				
1			14.524	1:19.731
2	16.008	13.883	14.034	43.925

N°154 Loris Spinelli				
Laps	Sector 1	Sector 2	Sector 3	Lap Time
1	17.655	15.062	14.286	47.003
2	15.875	13.796	14.178	43.849
3	15.596	13.654	13.817	43.067
4	15.496	13.397	13.617	42.510
5	15.419	13.779	14.107	43.305
6	15.397	13.535	13.526	42.458
7	15.681	13.751	13.606	43.038
8	15.389	13.440	14.489	43.318
9	15.322	13.442	13.488	42.252
10	15.304	13.427	13.537	42.268
11	15.285	13.402	13.500	42.187
12	15.317	13.378	13.479	42.174
13	15.329	13.353	13.519	42.201
14	15.429	13.480	13.843	42.752
15	15.380	13.356	13.559	42.295
16	15.335	13.417	13.463	42.215
17	15.494	13.549	13.564	42.607
18	15.350	13.429	13.553	42.332
19	15.414	13.359	13.545	42.318
20	15.406	13.381	13.495	42.282





KZ2

Pre-Final
Starting Grid

Document 42 OFFICIAL

105	Prosperi Enrico CRG / TM / Vega	 41.987	17	131	Schmidt Dominik CRG / Modena Engines / Vega	 42.153
155	Aushev Mukharbek Energy / TM / Vega	 42.332	16	126	Pastacaldi Marco CRG / TM / Vega	 41.961
143	Di Giuseppe Patrick Maranello / TM / Vega	 41.998	15	111	Freimann Marc CKR / TM / Vega	 41.957
121	Valiullin Murat Croc Promotion / TM / Vega	 42.502	14	120	Korbela Lukas Zanardi / TM / Vega	 42.184
142	Sandim Felix Zanardi / TM / Vega	 42.206	13	103	Nilsson Hannes Tony Kart / Vortex / Vega	 42.317
107	Delrè Thierry Mach 1 / Vortex / Vega	 42.292	12	154	Spinelli Loris PCR / TM / Vega	 41.986
116	Di Pietro Andrea GP Racing / TM / Vega	 42.107	11	152	Loidl Max DR / TM / Vega	 42.261
151	Konopka Martin MS Kart / TM / Vega	 42.106	10	133	Rhyn Rudolf BirelArt / TM / Vega	 42.192
129	Sanna Davide Best Kart / Modena Engines / Vega	 41.902	9	130	Bild Mads Energy / Vortex / Vega	 41.818
115	Hall Philip Tony Kart / Vortex / Vega	 41.891	8	138	Fasberg Andreas Tony Kart / Vortex / Vega	 42.121
146	Greco Matteo VRK / TM / Vega	 41.794	7	137	Mosca Tommaso Maranello / TM / Vega	 41.561
144	Medeghini Luciano VRK / TM / Vega	 41.828	6	147	Babington Sean Energy / Parilla / Vega	 41.656
149	Martynyuk Maxim CRG / Modena Engines / Vega	 41.655	5	153	Cesetti Sauro Jesolo / TM / Vega	 41.864
101	Bernadotto Enrico Maranello / Modena Engines / Vega	 41.857	4	106	Norris John Mach 1 / TM / Vega	 41.756
136	Giannoni Lorenzo Maranello / TM / Vega	 41.853	3	112	Pollini Giacomo CKR / TM / Vega	 41.502
135	Dante Massimo Maranello / TM / Vega	 41.635	2	140	Forè Davide CRG / TM / Vega	 41.634
150	Lapina Lorenzo Italcorse / Modena Engines / Vega	 41.626	1	108	Schmitz Alexander Tony Kart / Vortex / Vega	 41.658

POLE POSITION



Start : 29/03 - 14:20 20 Laps = 20,200 Km

South Garda Karting - Lonato (ITA) 27-29/03/2015

FICr Mantova

Page 1 / 1

Apex Timing 



Scan this QR Code for livetiming

Alitest
Test Rapidi per il Latte

Data processing and charts edit
provided by:





KZ2

Repechage
Risultati

Document 41 OFFICIAL

Rnk	N°	Entrant	Nat	Driver	Nat	Equipment	Time	Laps	Best Lap	Gap	Sector 1	Sector 2	Sector 3
1	111	CKR	ITA	Freimann Marc	CHE	CKR / TM / Vega	10:42.910	15	42.185		15.282	13.400	13.503
2	▲8	143 Gerber Team Corse	CHE	Di Giuseppe Patrick	ITA	Maranello / TM / Vega	10:43.123	15	42.008	0.213	15.238	13.363	13.407
3	▼1	126 Pastacaldi Marco	ITA	Pastacaldi Marco	ITA	CRG / TM / Vega	10:46.029	15	42.329	3.119	15.338	13.440	13.551
4	155	Energy Corse srl	ITA	Aushev Mukharbek	RUS	Energy / TM / Vega	10:47.108	15	42.568	4.198	15.342	13.565	13.661
5	131	TB Motorsport	DEU	Schmidt Dominik	DEU	CRG / Modena Engines / Veg	10:48.248	15	42.362	5.338	15.345	13.434	13.583
6	▲12	105 Prospero Enrico	ESP	Prospero Enrico	ESP	CRG / TM / Vega	10:48.444	15	42.010	5.534	15.215	13.358	13.437

Good Bye

7	123	Piven Ivan	UKR	Sovych Oleksandr	UKR	CRG / TM / Vega	10:50.004	15	42.089	7.094	15.241	13.365	13.483
8	▲3	134 Maranello Kart srl	ITA	Palazzetti Simone	ITA	Maranello / TM / Vega	10:50.092	15	42.107	7.182	15.231	13.405	13.471
9	▲5	119 Mach1 Motorsport	DEU	Greif Toni	DEU	Mach 1 / TM / Vega	10:50.596	15	42.353	7.686	15.300	13.506	13.547
10	▼2	128 Speck Lucas	DEU	Speck Lucas	DEU	Mach 1 / Modena Engines /	10:50.924	15	42.339	8.014	15.258	13.513	13.568
11	▲2	114 Wohlwend Edwin	CHE	Wohlwend Fabienne	LIE	Zanardi / Modena Engines /	10:51.003	15	41.977	8.093	15.157	13.352	13.468
12	▲5	148 TRT srl	ITA	Bergonzini Matteo	ITA	IPK-MAD / Modena Engines	10:56.652	15	42.533	13.742	15.418	13.541	13.574
13	▲3	127 Victory Racing Team	UKR	Shapovalov Glib	UKR	Energy / TM / Vega	11:02.097	15	43.046	19.187	15.557	13.752	13.737
14	▲11	104 Strakka Bhaitech	SWE	Engman Kevin	SWE	Zanardi / TM / Vega	11:05.955	15	42.411	23.045	15.281	13.512	13.618
15	▲5	124 Zubizarreta Mikl Nazabal	ESP	Cobos Arturo	ESP	Intrepid / Modena Engines /	8:44.294	12	42.691	3 Laps	15.447	13.596	13.648
16	▼7	141 Racing Motor DK	DNK	Pedersen Nicolai	DNK	LH / TM / Vega	5:53.511	8	42.499	7 Laps	15.530	13.463	13.506
17	▲2	139 Fassina Marco	ITA	Fassina Marco	ITA	Maranello / TM / Vega	2:18.527	3	43.325	12 Laps	15.577	13.778	13.970
18	▼15	145 VRK srl	ITA	Iannaccone Armando	ITA	VRK / TM / Vega	1:32.309	2	43.512	13 Laps	15.763	13.710	14.039
19	▲3	110 GP Racing	ITA	Bottiroli Antoine	CHE	GP Racing / TM / Vega	52.354	1	47.019	14 Laps	18.565	14.350	14.104
20	▲3	125 Tanko Jon	ESP	Tanko Jon	ESP	Intrepid / Modena Engines /	53.825	1	48.875	14 Laps	19.155	14.824	14.896
21	102	Biasca Filippo	CHE	Bianchi Giacomo	CHE	Energy / TM / Vega	1:01.047	1	54.817	14 Laps			
22	▼10	109 GS Karting	CHE	Meynet Marc Anthony	CHE	Croc Promotion / TM / Vega	4.040	0		15 Laps			
23	▼8	132 Braun Oliver	DEU	Braun Oliver	DEU	BirelArt / TM / Vega	4.026	0		15 Laps			
24	118	GForceRacing	ITA	Tilloca Luca	ITA	Intrepid / Modena Engines /	6.969	0		15 Laps			

Not Classified

	122	Mad-Croc Karting	ITA	Chubarov Ivan	RUS	Croc Promotion / TM / Vega	10:41.350		42.099	Excluded	15.230	13.418	13.451
--	-----	------------------	-----	---------------	-----	----------------------------	-----------	--	--------	----------	--------	--------	--------

N°122 Ivan Chubarov : Conduttore n°122 Escluso dalla classifica secondo la decisione n°16 dei CCSS

Leaders : N°126 Marco Pastacaldi (1-1) / N°111 Marc Freimann (2-5) / N°122 Ivan Chubarov (6-15)

Start Time : 29/03 - 11:14:07

Best Lap : N°114 Fabienne Wohlwend 41.977 86,61 Kph

Weather : Sunny Air : 13°C Track : Secco

Event Record : N°112 Giacomo Pollini 41.502 87,61 Kph

South Garda Karting - Lonato (ITA) 27-29/03/2015

Page 1 / 1

FICr Mantova

Apex Timing



Scan this QR Code for livetiming

Alitest
Test Rapidi per il Latte

Data processing and charts edit
provided by:





KZ2

Repechage
Lap Chart

For information purposes. No official / regulatory value

	1	2	3	4	5	6	7	8	9	10	11	12	13	14	15	16	17	18	19	20	21	22	23	24	25
Grid	111	126	145	155	131	122	123	128	141	143	134	109	114	119	132	127	148	105	139	124	102	110	125	118	104
Start	126	111	155	145	131	122	143	119	134	123	132	109	128	141	105	127	124	139	114	125	110	104	102	148	118
Lap 1 Interval	126	111 0.1	155 0.2	131 0.2	122 0.1	145 0.2	119 0.3	143 0.1	128 0.1	141 0.3	124 0.2	105 0.4	134 0.3	139 0.2	114 0.2	127 0.1	127 0.5	110 0.2	148 0.5	125 0.9	102 7.2	104 7.3			
Lap 2	111	155 0.1	122 0.4	126 0.1	145 0.2	131 0.5	119 0.3	143 0.2	128 0.1	124 0.2	141 0.0	105 0.3	134 0.0	139 0.1	114 0.3	123 0.1	127 1.3	148 0.1	104 15.9						
Lap 3	111	155 0.3	122 0.1	126 0.4	131 0.9	143 0.3	119 0.4	124 0.4	128 0.1	105 0.3	141 0.1	134 0.2	139 0.2	123 0.0	114 0.1	127 0.9	148 0.1	104 15.4							
Lap 4	111	122 0.3	155 0.3	126 0.5	143 0.9	131 0.3	119 0.4	124 0.6	128 0.3	105 0.1	134 0.1	141 0.4	123 0.9	114 1.0	148 0.2	127 1.2	104 13.3								
Lap 5	111	122 0.2	155 0.5	126 0.4	143 0.4	131 0.8	119 0.4	124 0.6	128 0.2	134 0.2	105 0.3	141 0.2	123 0.6	114 0.8	148 0.6	127 2.4	104 12.1								
Lap 6	122	111 0.2	155 0.6	126 0.3	143 0.1	131 1.1	119 0.5	128 0.8	134 0.3	124 0.1	105 0.1	141 0.2	123 0.2	114 0.6	148 1.2	127 2.9	104 11.4								
Lap 7	122	111 0.5	155 0.8	143 0.3	126 0.2	131 0.9	119 0.8	128 0.4	134 0.2	105 0.6	124 0.4	123 0.5	114 0.6	141 0.3	148 0.7	127 3.4	104 10.6								
Lap 8	122	111 0.6	143 1.1	155 0.1	126 0.3	131 1.0	119 0.7	128 0.4	134 0.1	105 0.3	124 1.2	123 0.1	114 0.2	141 0.8	148 0.8	127 4.0	104 9.7								
Lap 9	122	111 0.7	143 0.9	155 0.7	126 0.1	131 1.3	119 0.3	134 0.3	128 0.3	105 0.3	124 1.6	123 0.0	114 0.2	148 1.7	127 4.6	104 8.8									
Lap 10	122	111 0.7	143 0.9	126 1.3	155 0.1	131 1.0	119 0.3	134 0.1	128 0.3	105 0.2	123 1.8	114 0.2	124 0.5	148 1.6	127 5.0	104 8.1									
Lap 11	122	111 0.9	143 0.7	126 1.5	155 0.4	131 0.9	119 0.2	134 0.3	128 0.5	105 0.4	123 0.9	114 0.3	124 1.1	148 2.6	127 4.3	104 7.4									
Lap 12	122	111 1.0	143 0.5	126 1.9	155 0.5	131 0.6	119 0.2	134 0.5	128 0.1	105 0.7	123 0.7	114 0.5	124 1.6	148 2.5	127 4.7	104 6.7									
Lap 13	122	111 1.3	143 0.2	126 2.5	155 0.5	131 0.5	119 0.2	134 0.5	128 0.3	105 0.6	123 0.2	114 0.6	148 5.3	127 4.4	104 6.2										
Lap 14	122	111 1.3	143 0.1	126 2.8	155 0.6	131 0.6	119 0.1	134 0.2	128 0.5	105 0.5	123 0.4	114 0.3	148 6.2	127 4.7	104 5.3										
Lap 15	122	111 1.5	143 0.2	126 2.9	155 1.0	131 1.1	119 0.1	134 1.5	128 0.0	105 0.5	123 0.3	114 0.0	148 5.6	127 5.4	104 3.8										





KZ2

Repechage Analysis

For information purposes. No official / regulatory value

Laps	Sector 1	Sector 2	Sector 3	Lap Time	Laps	Sector 1	Sector 2	Sector 3	Lap Time	Laps	Sector 1	Sector 2	Sector 3	Lap Time
N°102 Giacomo Bianchi					N°111 Marc Freimann					N°122 Ivan Chubarov				
1				54.817	1	17.629	13.787	13.880	45.296	5	15.413	13.610	13.630	42.653
N°104 Kevin Engman					2	15.846	13.691	13.814	43.351	6	15.303	13.628	13.654	42.585
1	34.000	14.467	14.446	1:02.913	3	15.621	13.533	13.628	42.782	7	15.510	13.643	13.628	42.781
2	16.101	13.865	13.949	43.915	4	15.485	13.533	13.602	42.620	8	15.367	13.546	13.622	42.535
3	15.494	13.677	13.781	42.952	5	15.410	13.478	13.634	42.522	9	15.300	13.506	13.547	42.353
4	15.483	13.655	13.698	42.836	6	15.367	13.768	13.590	42.725	10	15.379	13.572	13.628	42.579
5	15.434	13.536	13.622	42.592	7	15.386	13.521	13.614	42.521	11	15.413	13.727	13.616	42.756
6	15.318	13.586	13.598	42.502	8	15.300	13.473	13.484	42.257	12	15.384	13.520	13.622	42.526
7	15.397	13.632	13.566	42.595	9	15.317	13.460	13.457	42.234	13	15.356	13.492	14.007	42.855
8	15.373	13.514	13.546	42.433	10	15.282	13.400	13.503	42.185	14	15.355	13.545	13.639	42.539
9	15.457	13.547	13.558	42.562	11	15.417	13.443	13.542	42.402	15	15.418	14.667	14.738	44.823
10	15.410	13.566	13.584	42.560	12	15.445	13.426	13.494	42.365	N°123 Oleksandr Sovych				
11	15.281	13.512	13.618	42.411	13	15.324	13.428	13.553	42.305	1	17.467	13.966	13.862	45.295
12	15.341	13.552	13.656	42.549	14	15.409	13.439	13.468	42.316	2	15.718	13.838	13.749	43.305
13	15.424	13.575	13.554	42.553	15	15.449	13.454	13.510	42.413	3	15.395	13.601	13.715	42.711
14	15.420	13.557	13.597	42.574	N°114 Fabienne Wohlwend					4	15.397	13.496	13.581	42.474
15	15.308	13.503	13.685	42.496	1	18.315	13.856	14.378	46.549	5	15.238	13.557	13.591	42.386
N°105 Enrico Prosperi					2	15.611	13.651	14.130	43.392	6	15.260	13.436	13.511	42.207
1	18.242	13.999	13.908	46.149	3	15.526	14.587	13.853	43.966	7	15.195	13.467	13.539	42.201
2	15.618	13.867	14.184	43.669	4	15.632	14.955	14.012	44.599	8	15.164	13.481	13.531	42.176
3	15.538	14.023	13.972	43.533	5	15.232	13.468	13.424	42.124	9	15.195	13.445	13.477	42.117
4	15.576	13.814	13.590	42.980	6	15.146	13.469	13.445	42.060	10	15.219	13.524	13.519	42.262
5	15.308	13.739	13.968	43.015	7	15.132	13.418	14.556	43.106	11	15.199	13.505	13.484	42.188
6	15.242	13.776	13.596	42.614	8	15.157	13.352	13.468	41.977	12	15.263	13.450	13.474	42.187
7	15.564	13.517	13.567	42.648	9	15.344	14.039	13.507	42.890	13	15.230	13.418	13.451	42.099
8	15.215	13.358	13.437	42.010	10	15.391	13.578	13.522	42.491	14	15.262	13.469	13.490	42.221
9	15.167	13.750	13.577	42.494	11	15.189	13.373	13.587	42.149	15	15.247	13.480	13.523	42.250
10	15.179	13.519	13.665	42.363	12	15.188	13.629	13.645	42.462	N°123 Oleksandr Sovych				
11	15.546	13.515	13.472	42.533	13	15.225	13.397	13.572	42.194	1	19.416	14.012	14.103	47.531
12	15.218	13.396	13.508	42.122	14	15.221	13.453	13.600	42.274	2	15.611	13.701	14.047	43.359
13	15.355	13.448	13.515	42.318	15	15.303	13.931	14.683	43.917	3	15.547	14.433	13.724	43.704
14	15.253	13.433	13.636	42.322	N°119 Toni Greif					4	15.583	14.636	13.535	43.754
15	15.530	13.739	13.996	43.265	1	17.368	13.986	13.973	45.327	5	15.352	13.482	13.453	42.287
N°110 Antoine Bottirolti					2	15.755	14.153	14.116	44.024	6	15.225	13.482	13.497	42.204
1	18.565	14.350	14.104	47.019	3	15.474	13.777	14.306	43.557	7	15.384	13.672	14.141	43.197
					4	15.483	13.646	13.774	42.903	8	15.309	13.448	13.583	42.340
										9	15.419	13.884	13.568	42.871
										10	15.512	13.508	13.453	42.473





KZ2

Repechage Analysis

For information purposes. No official / regulatory value

Laps	Sector 1	Sector 2	Sector 3	Lap Time
11	15.241	13.365	13.483	42.089
12	15.273	13.496	13.473	42.242
13	15.252	13.370	13.487	42.109
14	15.230	13.395	13.503	42.128
15	15.335	14.321	14.049	43.705

N°124 Arturo Cobos

1	17.784	13.870	13.819	45.473
2	15.665	13.935	14.096	43.696
3	15.443	13.727	14.185	43.355
4	15.722	13.605	13.701	43.028
5	15.447	13.596	13.648	42.691
6	15.446	13.966	13.856	43.268
7	15.540	13.585	14.186	43.311
8	15.442	13.672	13.656	42.770
9	15.429	13.759	13.703	42.891
10	16.058	13.668	13.643	43.369
11	15.414	13.705	13.682	42.801
12	15.531	13.732	13.701	42.964

N°125 Jon Tanko

1	19.155	14.824	14.896	48.875
---	---------------	---------------	---------------	---------------

N°126 Marco Pastacaldi

1	21.693	13.902	13.935	45.160
2	15.902	14.279	14.117	44.298
3	15.581	13.615	13.788	42.984
4	15.513	13.610	13.724	42.847
5	15.428	13.547	13.631	42.606
6	15.364	13.509	13.584	42.457
7	15.416	13.468	14.035	42.919
8	15.391	13.452	13.633	42.476
9	15.382	13.429	13.672	42.483
10	15.405	13.377	13.868	42.650
11	15.338	13.440	13.551	42.329
12	15.409	13.507	13.667	42.583
13	15.503	13.530	13.575	42.608
14	15.383	13.422	13.682	42.487
15	15.400	13.466	13.685	42.551

N°127 Glib Shapovalov

1	19.227	14.186	14.150	47.563
2	15.945	14.067	14.071	44.083
3	15.666	13.935	13.859	43.460
4	15.543	15.588	14.002	45.133
5	15.795	14.122	13.841	43.758
6	15.547	13.821	13.830	43.198
7	15.738	13.795	13.880	43.413
8	15.660	13.875	13.766	43.301
9	15.894	13.745	13.798	43.437
10	15.714	13.853	13.695	43.262
11	15.629	13.744	13.801	43.174
12	15.587	13.863	13.815	43.265
13	15.557	13.752	13.737	43.046
14	15.664	13.698	14.059	43.421
15	16.083	13.972	13.953	44.008

N°128 Lucas Speck

1	17.910	13.814	13.731	45.455
2	15.724	14.276	14.042	44.042
3	15.417	13.787	14.619	43.823
4	15.805	13.746	13.651	43.202
5	15.319	13.644	13.630	42.593
6	15.314	13.644	13.619	42.577
7	15.258	13.513	13.568	42.339
8	15.299	13.520	13.665	42.484
9	15.272	13.794	13.503	42.569
10	15.271	13.664	13.595	42.530
11	15.902	13.683	13.580	43.165
12	15.345	13.560	13.567	42.472
13	15.283	13.730	13.588	42.601
14	15.382	13.860	13.611	42.853
15	15.299	14.169	14.700	44.168

N°131 Dominik Schmidt

1	17.484	13.856	13.942	45.282
2	16.335	14.055	13.982	44.372
3	15.628	13.787	13.719	43.134
4	15.421	13.682	14.093	43.196

5	15.393	13.605	13.692	42.690
6	15.312	13.553	13.602	42.467
7	15.397	13.534	13.539	42.470
8	15.510	13.483	13.639	42.632
9	15.408	13.477	13.836	42.721
10	15.445	13.550	13.616	42.611
11	15.418	13.455	13.594	42.467
12	15.345	13.434	13.583	42.362
13	15.556	13.434	13.541	42.531
14	15.361	13.799	13.561	42.721
15	15.669	13.799	13.962	43.430

N°134 Simone Palazzetti

1	19.002	13.940	13.951	46.893
2	15.580	13.677	14.162	43.419
3	15.687	14.340	13.929	43.956
4	15.406	13.637	13.613	42.656
5	15.330	13.635	13.576	42.541
6	15.191	13.846	13.601	42.638
7	15.238	13.424	13.604	42.266
8	15.320	13.422	13.639	42.381
9	15.231	13.405	13.471	42.107
10	15.422	13.529	13.516	42.467
11	15.341	13.384	13.447	42.172
12	15.357	13.404	13.608	42.369
13	15.416	13.467	13.636	42.519
14	15.258	13.283	14.051	42.592
15	15.591	15.265	14.292	45.148

N°139 Marco Fassina

1	18.676	13.840	13.942	46.458
2	15.577	13.778	13.970	43.325
3	15.688	14.467	13.902	44.057

N°141 Nicolai Pedersen

1	18.005	13.872	13.853	45.730
2	15.768	14.227	14.012	44.007
3	15.701	14.197	14.140	44.038
4	15.530	14.236	13.665	43.431
5	15.425	13.565	13.670	42.660





KZ2

Repechage
Analysis

For information purposes. No official / regulatory value

Laps	Sector 1	Sector 2	Sector 3	Lap Time
6	15.387	13.560	13.626	42.573
7	15.503	13.580	13.324	44.407
8	15.530	13.463	13.506	42.499

N°143 Patrick Di Giuseppe

1	17.701	13.993	13.963	45.657
2	15.699	14.176	14.163	44.038
3	15.366	13.762	13.790	42.918
4	15.375	13.455	13.716	42.546
5	15.275	13.418	13.474	42.167
6	15.202	13.478	13.470	42.150
7	15.368	13.491	13.649	42.508
8	15.212	13.419	13.548	42.179
9	15.200	13.412	13.449	42.061
10	15.244	13.465	13.515	42.224
11	15.291	13.353	13.482	42.126
12	15.307	13.412	13.443	42.162
13	15.238	13.363	13.407	42.008
14	15.344	13.436	13.478	42.258
15	15.496	13.450	13.518	42.464

N°145 Armando Iannaccone

1	17.957	13.987	13.867	45.811
2	15.763	13.710	14.039	43.512

N°148 Matteo Bergonzini

1	1:40.876	14.262	14.002	46.535
2	15.984	13.710	13.844	43.538
3	15.746	13.843	13.815	43.404
4	15.652	14.054	14.061	43.767
5	15.418	13.541	13.574	42.533
6	15.488	13.554	13.633	42.675
7	15.495	13.775	13.720	42.990
8	15.487	13.552	13.584	42.623
9	15.496	13.620	13.716	42.832
10	15.786	13.548	13.604	42.938
11	16.227	13.835	13.765	43.827
12	15.581	13.651	13.659	42.891
13	15.712	13.957	13.653	43.322
14	15.883	13.662	13.605	43.150

Laps	Sector 1	Sector 2	Sector 3	Lap Time
15	15.627	13.752	13.920	43.299

N°155 Mukharbek Aushev

1	17.451	13.830	13.939	45.220
2	15.680	13.876	13.717	43.273
3	15.556	13.676	13.713	42.945
4	15.462	13.784	13.725	42.971
5	15.342	13.636	13.644	42.622
6	15.342	13.565	13.661	42.568
7	15.463	13.571	13.704	42.738
8	15.318	13.501	13.838	42.657
9	15.390	13.564	13.722	42.676
10	15.342	13.529	14.146	43.017
11	15.428	13.582	13.595	42.605
12	15.429	13.613	13.627	42.669
13	15.411	13.588	13.660	42.659
14	15.393	13.545	13.635	42.573
15	15.390	13.860	13.700	42.950





KZ2

Repechage
Starting Grid

Document 36 OFFICIAL

			13	104 Engman Kevin Zanardi / TM / Vega		42.163	
118	Tilloca Luca Intrepid / Modena Engines / Vega		41.623	12	125 Tanko Jon Intrepid / Modena Engines / Vega		41.962
110	Bottiroli Antoine GP Racing / TM / Vega		42.231	11	102 Bianchi Giacomo Energy / TM / Vega		42.629
124	Cobos Arturo Intrepid / Modena Engines / Vega		42.590	10	139 Fassina Marco Maranello / TM / Vega		42.324
105	Prosperi Enrico CRG / TM / Vega		41.987	9	148 Bergonzini Matteo IPK-MAD / Modena Engines / Vega		42.516
127	Shapovalov Glib Energy / TM / Vega		43.379	8	132 Braun Oliver BirelArt / TM / Vega		42.295
119	Greif Toni Mach 1 / TM / Vega		42.181	7	114 Wohlwend Fabienne Zanardi / Modena Engines / Vega		42.235
109	Meynet Marc Anthony Croc Promotion / TM / Vega		43.277	6	134 Palazzetti Simone Maranello / TM / Vega		42.055
143	Di Giuseppe Patrick Maranello / TM / Vega		41.998	5	141 Pedersen Nicolai LH / TM / Vega		42.353
128	Speck Lucas Mach 1 / Modena Engines / Vega		42.404	4	123 Sovych Oleksandr CRG / TM / Vega		42.300
122	Chubarov Ivan Croc Promotion / TM / Vega		42.258	3	131 Schmidt Dominik CRG / Modena Engines / Vega		42.153
155	Aushev Mukharbek Energy / TM / Vega		42.332	2	145 Iannaccone Armando VRK / TM / Vega		42.106
126	Pastacaldi Marco CRG / TM / Vega		41.961	1	111 Freimann Marc CKR / TM / Vega		41.957

POLE POSITION



Start : 29/03 - 11:10 15 Laps = 15,150 Km

South Garda Karting - Lonato (ITA) 27-29/03/2015

FICr Mantova

Page 1 / 1

Apex Timing



Scan this QR Code for livetiming

Alitest
 Test Rapidi per il Latte

Data processing and charts edit
 provided by:





KZ2

**Qualifying Heats Merge (QH)
 Results**

Document 43 OFFICIAL

Rnk	N°	Driver	Nat	A-B	B-C	A-C
1	108	Alexander Schmitz	DEU	-	0	0
2	150	Lorenzo Lapina	ITA	0	-	4
3	140	Davide Forè	ITA	2	2	-
4	135	Massimo Dante	ITA	-	3	2
5	112	Giacomo Pollini	ITA	3	-	3
6	136	Lorenzo Giannoni	ITA	4	6	-
7	106	John Norris	IRL	5	-	6
8	101	Enrico Bernadotto	ITA	-	4	9
9	153	Sauro Cesetti	ITA	8	-	5
10	149	Maxim Martynyuk	RUS	6	-	8
11	147	Sean Babington	ARE	9	7	-
12	144	Luciano Medeghini	ITA	11	-	7
13	137	Tommaso Mosca	ITA	14	5	-
14	146	Matteo Greco	ITA	7	13	-
15	138	Andreas Fasberg	DNK	13	8	-
16	115	Philip Hall	SWE	16	10	-
17	130	Mads Bild	DNK	-	18	12
18	129	Davide Sanna	ITA	-	12	18
19	133	Rudolf Rhyn	CHE	17	-	13
20	151	Martin Konopka	SVK	12	19	-
21	152	Max Loidl	AUT	-	11	21
22	116	Andrea Di Pietro	CHE	10	-	25
23	154	Loris Spinelli	ITA	26	-	10
24	107	Thierry Delrè	BEL	21	-	15
25	103	Hannes Nilsson	SWE	19	-	19
26	142	Felix Sandim	SWE	18	21	-
27	120	Lukas Korbela	POL	-	17	23
28	121	Murat Valiullin	RUS	-	23	17
Repechage						
29	111	Marc Freimann	CHE	30	-	11
30	126	Marco Pastacaldi	ITA	33	9	-
31	145	Armando Iannaccone	ITA	-	26	16
32	155	Mukharbek Aushev	RUS	-	20	22
33	131	Dominik Schmidt	DEU	-	15	30
34	122	Ivan Chubarov	RUS	23	22	-
35	123	Oleksandr Sovych	UKR	-	32	14
36	128	Lucas Speck	DEU	22	25	-
37	141	Nicolai Pedersen	DNK	20	-	28
38	143	Patrick Di Giuseppe	ITA	-	14	35
39	134	Simone Palazzetti	ITA	15	-	34
40	109	Marc Anthony Meynet	CHE	24	-	26
41	114	Fabienne Wohlwend	LIE	31	-	20
42	119	Toni Greif	DEU	36	16	-
43	132	Oliver Braun	DEU	28	27	-
44	127	Glib Shapovalov	UKR	25	30	-














KZ2

Qualifying Heats Merge (QH)

Document 43 OFFICIAL

Results

Rnk	N°	Driver	Nat	A-B	B-C	A-C
45	148	Matteo Bergonzini		32	-	24
46	105	Enrico Proserpi		34	24	-
47	139	Marco Fassina		27	31	-
48	124	Arturo Cobos		29	29	-
49	102	Giacomo Bianchi		-	28	32
50	110	Antoine Bottiroli		-	34	27
51	125	Jon Tanko		-	33	29
52	118	Luca Tilloca		-	35	31
53	104	Kevin Engman		35	-	33





KZ2

Qualifying Heats A-C

Document 34 OFFICIAL

Risultati

Rnk	N°	Entrant	Nat	Driver	Nat	Equipment	Time	Laps	Best Lap	Gap	Sector 1	Sector 2	Sector 3	Points
1	▲5	108 KSM Racing Team	DEU	Schmitz Alexander	DEU	Tony Kart / Vortex / Vega	10:40.502	15	41.978		15.248	13.316	13.414	0
2	▲2	135 Maranello Kart srl	ITA	Dante Massimo	ITA	Maranello / TM / Vega	10:41.448	15	41.980	0.946	15.189	13.369	13.422	2
3	▼2	112 CKR	ITA	Pollini Giacomo	ITA	CKR / TM / Vega	10:41.950	15	42.012	1.448	15.283	13.333	13.396	3
4	▼1	150 Italcorse	ITA	Lapina Lorenzo	ITA	Italcorse / Modena Engines	10:42.188	15	42.037	1.686	15.245	13.347	13.445	4
5	▲6	153 Jesolo Race srl	ITA	Cesetti Sauro	ITA	Jesolo / TM / Vega	10:43.500	15	42.010	2.998	15.216	13.356	13.438	5
6	▲1	106 Mach1 Motorsport	DEU	Norris John	IRL	Mach 1 / TM / Vega	10:44.295	15	42.042	3.793	15.225	13.399	13.418	6
7	▲2	144 VRK srl	ITA	Medeghini Luciano	ITA	VRK / TM / Vega	10:45.092	15	42.120	4.590	15.306	13.351	13.463	7
8	▼3	149 SRP Racing Team	DEU	Martynyuk Maxim	RUS	CRG / Modena Engines / Vega	10:45.391	15	41.935	4.889	15.222	13.362	13.351	8
9	▲1	101 Maranello Kart srl	ITA	Bernadotto Enrico	ITA	Maranello / Modena Engines	10:45.840	15	42.036	5.338	15.268	13.332	13.436	9
10	▲5	154 Scuderia PCR	ITA	Spinelli Loris	ITA	PCR / TM / Vega	10:47.256	15	42.266	6.754	15.318	13.444	13.504	10
11	▲2	111 CKR	ITA	Freimann Marc	CHE	CKR / TM / Vega	10:48.368	15	42.297	7.866	15.373	13.437	13.487	11
12	▼4	130 TK Racing	DNK	Bild Mads	DNK	Energy / Vortex / Vega	10:48.694	15	42.223	8.192	15.232	13.507	13.484	12
13	▲10	133 Solgat Motorsport	DEU	Rhyn Rudolf	CHE	BirelArt / TM / Vega	10:51.580	15	42.511	11.078	15.374	13.531	13.606	13
14	▲14	123 Piven Ivan	UKR	Sovych Oleksandr	UKR	CRG / TM / Vega	10:51.871	15	42.292	11.369	15.340	13.445	13.507	14
15	▲12	107 Mach1 Motorsport	DEU	Delrè Thierry	BEL	Mach 1 / Vortex / Vega	10:52.531	15	42.304	12.029	15.359	13.489	13.456	15
16	▲2	145 VRK srl	ITA	Iannaccone Armando	ITA	VRK / TM / Vega	10:52.804	15	42.211	12.302	15.310	13.451	13.450	16
17	▲15	121 Mad-Croc Karting	ITA	Valiullin Murat	RUS	Croc Promotion / TM / Vega	10:54.996	15	42.441	14.494	15.388	13.521	13.532	17
18	▼6	129 Sanna Davide	ITA	Sanna Davide	ITA	Best Kart / Modena Engines	10:55.395	15	42.381	14.893	15.368	13.402	13.611	18
19	▲10	103 Ward Racing	SWE	Nilsson Hannes	SWE	Tony Kart / Vortex / Vega	10:55.710	15	42.191	15.208	15.255	13.387	13.549	19
20	▲5	114 Wohlwend Edwin	CHE	Wohlwend Fabienne	LIE	Zanardi / Modena Engines	10:57.246	15	42.427	16.744	15.278	13.466	13.683	20
21	▲5	152 Loidl Max	AUT	Loidl Max	AUT	DR / TM / Vega	10:57.607	15	42.381	17.105	15.317	13.516	13.548	21
22	▲8	155 Energy Corse srl	ITA	Aushev Mukharbek	RUS	Energy / TM / Vega	10:58.530	15	42.468	18.028	15.388	13.477	13.603	22
23	▼1	120 WK Motorsport	POL	Korbela Lukas	POL	Zanardi / TM / Vega	11:00.023	15	42.499	19.521	15.312	13.564	13.623	23
24	▲9	148 TRT srl	ITA	Bergonzini Matteo	ITA	IPK-MAD / Modena Engines	11:00.423	15	42.554	19.921	15.486	13.524	13.544	24
25	▼6	116 Di Pietro Giuseppe	CHE	Di Pietro Andrea	CHE	GP Racing / TM / Vega	11:05.874	15	42.226	25.372	15.320	13.427	13.479	25
26	▲9	109 GS Karting	CHE	Meynet Marc Anthony	CHE	Croc Promotion / TM / Vega	11:10.400	15	43.345	29.898	15.645	13.886	13.814	26
27	▼3	110 GP Racing	ITA	Bottiroli Antoine	CHE	GP Racing / TM / Vega	11:13.884	15	42.677	33.382	15.424	13.613	13.640	27
28	▲3	141 Racing Motor DK	DNK	Pedersen Nicolai	DNK	LH / TM / Vega	9:33.517	13	42.615	2 Laps	15.464	13.523	13.628	28
29	▼15	125 Tanko Jon	ESP	Tanko Jon	ESP	Intrepid / Modena Engines	7:16.882	10	42.363	5 Laps	15.291	13.482	13.590	29
30	▼10	131 TB Motorsport	DEU	Schmidt Dominik	DEU	CRG / Modena Engines / Vega	5:27.394	7	42.878	8 Laps	15.549	13.565	13.764	30
31	▼29	118 GForceRacing	ITA	Tilloca Luca	ITA	Intrepid / Modena Engines	3:40.994	5	42.451	10 Laps	15.425	13.497	13.529	31
32	▲2	102 Biasca Filippo	CHE	Bianchi Giacomo	CHE	Energy / TM / Vega	1:41.057	2	44.233	13 Laps	16.069	14.131	14.033	32
33	▼12	104 Strakka Bhaitech	SWE	Engman Kevin	SWE	Zanardi / TM / Vega	51.206	1	46.256	14 Laps	17.650	14.438	14.168	33
34	▼17	134 Maranello Kart srl	ITA	Palazzetti Simone	ITA	Maranello / TM / Vega	52.024	1	47.317	14 Laps	18.137	14.432	14.748	34
35	▼19	143 Gerber Team Corse	CHE	Di Giuseppe Patrick	ITA	Maranello / TM / Vega	4.797	0		15 Laps				35

Leaders : N°112 Giacomo Pollini (1-2) / N°118 Luca Tilloca (3-4) / N°108 Alexander Schmitz (5-15)

Start Time : 28/03 - 16:28:52

Best Lap : N°149 Maxim Martynyuk 41.935 86,70 Kph

Weather : Sunny Air : 13°C Track : Secco

Event Record : N°112 Giacomo Pollini 41.502 87,61 Kph

South Garda Karting - Lonato (ITA) 27-29/03/2015

Page 1 / 1

FICr Mantova

Apex Timing



Scan this QR Code for livetiming

Alitest
Test Rapidi per il Latte

Data processing and charts edit
provided by:





KZ2

Qualifying Heats A-C
Lap Chart

For information purposes. No official / regulatory value

	1	2	3	4	5	6	7	8	9	10	11	12	13	14	15	16	17	18	19	20	21	22	23	24	25	26	27	28	29	30	31	32	33	34	35
Grid	112	118	150	135	149	108	106	130	144	101	153	129	111	125	154	143	134	145	116	131	104	120	133	110	114	152	107	123	103	155	141	121	148	102	109
Start	112	118	135	150	108	149	106	144	101	153	130	125	154	111	129	134	143	104	116	145	133	131	110	120	152	123	107	121	102	141	109	103	148	155	114
Lap 1	112	118	135	108	150	149	144	106	153	101	104	154	111	134	133	125	116	130	131	152	123	107	121	141	145	109	129	102	155	120	103	148	114	110	
Interval		0.1	0.3	0.2	0.3	0.1	0.1	0.4	0.5	0.0	0.3	0.1	0.6	0.0	0.1	0.1	0.2	1.3	0.5	0.1	0.3	0.2	0.4	0.3	0.1	0.1	0.0	0.4	0.2	0.0	0.3	0.3	0.3	0.3	15.1
Lap 2	112	118	135	108	150	149	144	106	153	101	154	111	125	133	116	130	131	123	152	107	121	145	141	129	102	155	103	148	114	120	109	110			
Interval		0.0	0.5	0.1	0.4	0.3	0.1	0.1	0.2	0.6	0.3	1.2	0.5	0.2	0.1	0.2	1.2	0.1	0.3	0.1	0.4	0.4	0.3	0.2	0.3	0.5	0.4	0.6	0.1	0.2	0.2	0.2	0.2	13.4	
Lap 3	118	112	135	108	150	144	106	153	149	101	154	111	125	133	130	116	131	123	152	107	121	145	141	129	155	103	114	120	148	109	110				
Interval		0.4	0.1	0.2	0.2	0.5	0.5	0.0	0.0	0.4	0.2	1.2	0.6	0.3	0.3	0.3	1.5	0.1	0.2	0.1	0.4	0.2	0.5	0.2	0.8	0.5	1.1	0.1	0.2	0.8	12.5				
Lap 4	118	112	108	135	150	144	106	153	149	101	154	111	125	130	133	116	131	123	107	152	121	145	129	141	155	103	114	120	148	109	110				
Interval		0.6	0.2	0.2	0.2	0.3	0.4	0.2	0.6	0.8	0.4	0.2	0.4	0.6	0.3	0.2	1.5	0.1	0.5	0.3	0.2	0.0	0.6	0.4	0.5	0.2	1.0	0.5	0.6	1.3	11.9				
Lap 5	108	112	135	150	118	144	106	153	149	101	154	111	125	130	116	133	123	131	107	152	121	145	129	141	155	103	114	120	148	109	110				
Interval		0.2	0.1	0.2	0.1	0.2	0.1	0.2	0.4	0.9	0.7	0.2	0.4	0.5	0.6	0.2	1.7	0.3	0.2	0.2	0.2	0.1	0.2	0.8	0.3	0.2	0.8	0.6	0.6	2.2	11.1				
Lap 6	108	112	135	150	144	106	153	149	101	154	111	125	130	116	133	123	107	131	152	145	121	129	141	103	155	114	120	148	109	110					
Interval		0.3	0.1	0.2	0.5	0.2	0.2	0.3	0.9	0.8	0.4	0.2	0.3	0.6	0.6	1.6	0.6	0.3	0.1	0.3	0.4	0.2	0.7	0.3	0.4	0.2	0.7	0.9	2.9	10.3					
Lap 7	108	112	135	150	144	106	153	149	101	154	111	130	125	116	133	123	107	145	121	129	141	103	155	114	152	120	148	109	131	110					
Interval		0.3	0.1	0.2	0.5	0.2	0.2	0.2	0.8	1.1	0.4	0.3	0.2	0.4	0.9	1.7	0.4	1.0	0.4	0.2	0.9	0.1	0.5	0.3	0.6	0.1	1.0	3.7	5.1	4.2					
Lap 8	108	135	112	150	106	153	144	149	101	154	111	130	125	116	133	123	107	145	121	129	103	141	155	114	152	120	148	109	110						
Interval		0.6	0.2	0.1	0.7	0.4	0.1	0.1	0.6	1.2	0.5	0.3	0.1	0.3	1.1	1.4	0.6	0.8	0.5	0.1	1.2	0.4	0.3	0.2	0.5	0.3	0.9	4.5	8.6						
Lap 9	108	135	112	150	106	153	144	149	101	154	111	130	125	116	133	123	107	145	121	129	103	141	155	114	152	120	148	109	110						
Interval		0.7	0.2	0.2	0.5	0.4	0.2	0.2	0.4	1.4	0.5	0.2	0.4	0.1	1.4	1.4	0.4	0.7	0.7	0.2	1.3	0.4	0.3	0.1	0.4	0.4	0.9	5.3	7.8						
Lap 10	108	135	112	150	106	153	144	149	101	154	111	130	125	116	133	123	107	145	121	129	103	141	114	152	155	120	148	109	110						
Interval		0.8	0.1	0.2	0.6	0.2	0.5	0.1	0.3	1.6	1.0	0.1	0.2	0.1	1.5	1.2	0.5	0.5	1.0	0.1	1.2	0.7	0.5	0.3	0.3	0.1	0.9	6.4	6.9						
Lap 11	108	135	112	150	106	153	144	149	101	154	111	130	133	123	107	145	121	129	103	141	114	152	155	120	148	116	109	110							
Interval		0.8	0.3	0.2	0.8	0.2	1.1	0.3	0.1	0.9	1.0	0.2	2.1	1.0	0.5	0.5	1.4	0.2	1.0	0.8	0.2	0.4	0.4	0.2	0.9	5.5	1.6	6.1							
Lap 12	108	135	112	150	106	153	144	149	101	154	111	130	133	123	107	145	121	129	103	141	114	152	155	120	148	116	109	110							
Interval		0.8	0.4	0.2	0.9	0.2	1.2	0.3	0.2	1.0	1.0	0.3	2.3	0.8	0.4	0.6	1.7	0.1	0.8	1.0	0.2	0.2	0.4	0.3	1.2	5.1	2.6	5.4							
Lap 13	108	135	112	150	153	106	144	149	101	154	111	130	133	123	107	145	121	129	103	114	152	155	141	120	148	116	109	110							
Interval		0.8	0.4	0.2	1.2	0.2	1.1	0.4	0.5	0.7	1.0	0.3	2.6	0.7	0.4	0.4	1.9	0.2	0.5	1.6	0.4	0.5	0.2	0.1	1.4	4.7	3.5	4.8							
Lap 14	108	135	112	150	153	106	144	149	101	154	111	130	133	123	107	145	121	129	103	114	152	155	120	148	116	109	110								
Interval		0.8	0.5	0.2	1.2	0.5	0.8	0.2	0.6	1.1	0.9	0.4	2.7	0.5	0.5	0.3	2.1	0.2	0.2	1.7	0.4	0.6	1.1	0.8	4.3	4.5	4.3								
Lap 15	108	135	112	150	153	106	144	149	101	154	111	130	133	123	107	145	121	129	103	114	152	155	120	148	116	109	110								
Interval		0.9	0.5	0.2	1.3	0.7	0.7	0.2	0.4	1.4	1.1	0.3	2.8	0.2	0.6	0.2	2.1	0.3	0.3	1.5	0.3	0.9	1.4	0.4	5.4	4.5	3.4								





KZ2

Qualifying Heats A-C
Analysis

For information purposes. No official / regulatory value

Laps	Sector 1	Sector 2	Sector 3	Lap Time
N°101 Enrico Bernadotto				
1	18.146	13.997	14.557	46.700
2	15.827	13.900	13.880	43.607
3	15.551	13.525	13.667	42.743
4	15.935	14.077	13.552	43.564
5	15.335	13.446	13.488	42.269
6	15.352	13.416	13.486	42.254
7	15.280	13.376	13.480	42.136
8	15.265	13.485	13.461	42.211
9	15.251	13.378	13.464	42.093
10	15.259	13.403	13.459	42.121
11	15.280	14.112	13.547	42.939
12	15.282	13.370	13.586	42.238
13	15.326	13.937	13.380	42.643
14	15.268	13.332	13.436	42.036
15	15.291	13.349	13.514	42.154

Laps	Sector 1	Sector 2	Sector 3	Lap Time
N°102 Giacomo Bianchi				
1	19.416	15.881	15.532	50.829
2	16.069	14.131	14.033	44.233

Laps	Sector 1	Sector 2	Sector 3	Lap Time
N°103 Hannes Nilsson				
1	19.640	15.887	15.341	50.868
2	16.078	14.692	13.965	44.735
3	15.761	13.698	13.742	43.201
4	15.483	13.525	13.660	42.668
5	15.482	13.631	13.545	42.658
6	15.409	13.534	13.656	42.599
7	15.583	13.548	13.550	42.681
8	15.480	13.485	13.588	42.553
9	15.381	13.505	13.727	42.613
10	15.355	13.398	13.664	42.417
11	15.461	13.525	13.594	42.580
12	15.320	13.594	13.554	42.468
13	15.255	13.387	13.549	42.191
14	15.348	13.403	13.553	42.304
15	15.327	13.805	13.585	42.717

Laps	Sector 1	Sector 2	Sector 3	Lap Time
N°104 Kevin Engman				
1	17.650	14.438	14.168	46.256

Laps	Sector 1	Sector 2	Sector 3	Lap Time
N°106 John Norris				
1	18.142	13.970	14.200	46.312
2	15.600	13.834	13.879	43.313
3	15.485	13.561	14.073	43.119
4	15.346	13.496	13.528	42.370
5	15.285	13.509	13.548	42.342
6	15.414	13.453	13.514	42.381
7	15.280	13.600	13.422	42.302
8	15.247	13.501	13.464	42.212
9	15.225	13.399	13.418	42.042
10	15.259	13.396	13.563	42.218
11	15.302	13.495	13.467	42.264
12	15.217	13.469	13.480	42.166
13	15.386	13.459	13.732	42.577
14	15.347	13.574	13.504	42.425
15	15.302	13.465	13.588	42.355

Laps	Sector 1	Sector 2	Sector 3	Lap Time
N°107 Thierry Delrè				
1	19.115	15.565	14.816	49.496
2	15.854	13.971	14.094	43.919
3	15.647	13.795	13.762	43.204
4	15.607	13.675	13.769	43.051
5	15.484	13.687	13.549	42.720
6	15.460	13.571	13.514	42.545
7	15.419	13.514	13.465	42.398
8	15.497	13.539	13.505	42.541
9	15.406	13.441	13.517	42.364
10	15.316	13.578	13.544	42.438
11	15.421	13.512	13.445	42.378
12	15.359	13.489	13.456	42.304
13	15.491	13.541	13.410	42.442
14	15.473	13.496	13.559	42.528
15	15.467	13.522	13.487	42.476

Laps	Sector 1	Sector 2	Sector 3	Lap Time
N°108 Alexander Schmitz				
1	17.421	14.031	14.170	45.622
2	15.599	13.744	13.912	43.255
3	15.741	13.451	13.663	42.855
4	15.367	13.450	13.667	42.484

Laps	Sector 1	Sector 2	Sector 3	Lap Time
5	15.354	13.519	13.599	42.472
6	15.285	13.318	13.431	42.034
7	15.304	13.369	13.450	42.123
8	15.287	13.343	13.414	42.044
9	15.255	13.332	13.494	42.081
10	15.308	13.299	13.465	42.072
11	15.304	13.296	13.400	42.000
12	15.248	13.316	13.414	41.978
13	15.257	13.268	13.460	41.985
14	15.245	13.320	13.433	41.998
15	15.303	13.280	13.414	41.997

Laps	Sector 1	Sector 2	Sector 3	Lap Time
N°109 Marc Anthony Meynet				
1	19.551	15.156	15.347	50.054
2	16.340	15.571	15.240	47.151
3	15.861	14.364	14.071	44.296
4	15.776	13.942	13.949	43.667
5	15.686	14.049	13.830	43.565
6	15.715	13.949	13.857	43.521
7	15.710	14.151	13.917	43.778
8	15.605	14.028	13.918	43.551
9	15.698	13.833	13.893	43.424
10	15.871	13.937	13.894	43.702
11	15.696	13.927	13.913	43.536
12	15.860	13.833	13.758	43.451
13	15.645	13.886	13.814	43.345
14	15.734	13.901	13.778	43.413
15	15.888	13.898	13.898	43.684

Laps	Sector 1	Sector 2	Sector 3	Lap Time
N°110 Antoine Bottioli				
1	18.406	19.108	30.220	1:07.734
2	15.863	13.951	13.964	43.778
3	15.597	13.883	13.837	43.317
4	15.614	13.725	13.747	43.086
5	15.423	13.641	13.675	42.739
6	15.447	13.658	13.667	42.772
7	15.478	13.621	13.648	42.747
8	15.438	13.687	13.721	42.846
9	15.424	13.613	13.640	42.677
10	15.420	13.652	13.668	42.740





KZ2

Qualifying Heats A-C
Analysis

For information purposes. No official / regulatory value

Laps	Sector 1	Sector 2	Sector 3	Lap Time
11	15.478	13.680	13.636	42.794
12	15.459	13.660	13.594	42.713
13	15.488	13.561	13.764	42.813
14	15.593	13.663	13.658	42.914
15	15.399	13.637	13.735	42.771

N°111 Marc Freimann

1	18.333	14.508	14.497	47.338
2	15.761	13.784	14.564	44.109
3	15.462	13.531	13.602	42.595
4	15.477	13.639	13.630	42.746
5	15.426	13.577	13.563	42.566
6	15.473	13.543	13.551	42.567
7	15.385	13.541	13.552	42.478
8	15.344	13.551	13.511	42.406
9	15.350	13.466	13.516	42.332
10	15.362	13.784	13.582	42.728
11	15.373	13.437	13.487	42.297
12	15.372	13.451	13.492	42.315
13	15.349	13.491	13.485	42.325
14	15.358	13.442	13.504	42.304
15	15.418	13.616	13.604	42.638

N°112 Giacomo Pollini

1	17.455	13.935	14.154	45.544
2	15.711	13.734	13.854	43.299
3	15.852	13.594	13.709	43.155
4	15.414	13.572	13.669	42.655
5	15.413	13.602	13.950	42.965
6	15.307	13.412	13.450	42.169
7	15.267	13.422	13.430	42.119
8	15.254	13.840	13.496	42.590
9	15.263	13.438	13.404	42.105
10	15.272	13.448	13.415	42.135
11	15.331	13.373	13.467	42.171
12	15.297	13.362	13.397	42.056
13	15.283	13.333	13.396	42.012
14	15.264	13.351	13.438	42.053
15	15.294	13.388	13.409	42.091

N°114 Fabienne Wohlwend

1	19.510	15.949	15.890	51.349
2	15.831	14.924	14.172	44.927
3	15.749	13.986	13.797	43.532
4	15.335	13.488	13.679	42.502
5	15.336	13.561	13.558	42.455
6	15.204	13.629	13.659	42.492
7	15.452	13.854	13.584	42.890
8	15.343	13.602	13.684	42.629
9	15.359	13.717	13.571	42.647
10	15.406	13.650	13.570	42.626
11	15.290	13.607	13.563	42.460
12	15.472	13.541	13.668	42.681
13	15.397	13.495	13.582	42.474
14	15.278	13.466	13.683	42.427
15	15.327	13.600	13.585	42.512

N°116 Andrea Di Pietro

1	18.250	14.774	14.475	47.499
2	16.008	13.777	14.616	44.401
3	15.582	14.003	13.712	43.297
4	15.396	13.704	13.694	42.794
5	15.361	13.486	13.578	42.425
6	15.249	13.532	13.494	42.275
7	15.320	13.427	13.479	42.226
8	15.244	13.470	13.580	42.294
9	15.265	13.415	13.621	42.301
10	15.346	13.439	13.665	42.450
11	15.447	28.812	13.530	57.789
12	15.392	13.523	13.560	42.475
13	15.290	13.580	13.601	42.471
14	15.341	13.482	13.576	42.399
15	15.289	13.592	14.815	43.696

N°118 Luca Tilloca

1	17.593	14.052	13.970	45.615
2	15.748	13.711	13.759	43.218
3	15.430	13.553	13.664	42.647
4	15.425	13.497	13.529	42.451

5	15.631	13.701	14.818	44.150
---	--------	--------	--------	--------

N°120 Lukas Korbela

1	20.149	16.124	15.518	51.791
2	15.959	15.205	14.702	45.866
3	15.813	13.842	13.823	43.478
4	15.521	13.620	13.710	42.851
5	15.440	13.529	13.635	42.604
6	15.312	13.564	13.623	42.499
7	15.425	13.784	13.734	42.943
8	15.464	13.580	13.754	42.798
9	15.451	13.487	13.669	42.607
10	15.416	13.525	13.703	42.644
11	15.409	13.715	13.604	42.728
12	15.366	13.507	13.668	42.541
13	15.411	13.628	13.736	42.775
14	16.287	13.518	13.588	43.393
15	15.431	13.722	13.840	42.993

N°121 Murat Valiullin

1	19.071	15.343	15.339	49.753
2	15.781	13.865	14.256	43.902
3	15.731	13.713	13.752	43.196
4	15.600	13.607	13.924	43.131
5	15.508	13.576	13.668	42.752
6	16.001	13.601	13.640	43.242
7	15.544	13.512	13.576	42.632
8	15.388	13.521	13.532	42.441
9	15.409	13.500	13.551	42.460
10	15.402	13.562	13.617	42.581
11	15.564	13.586	13.571	42.721
12	15.356	13.535	13.827	42.718
13	15.443	13.504	13.508	42.455
14	15.425	13.585	13.551	42.561
15	15.415	13.530	13.564	42.509

N°123 Oleksandr Sovych

1	18.712	15.754	14.899	49.365
2	15.659	14.009	14.013	43.681
3	15.716	13.821	13.779	43.316





KZ2

Qualifying Heats A-C
Analysis

For information purposes. No official / regulatory value

Laps	Sector 1	Sector 2	Sector 3	Lap Time
4	15.492	13.791	13.616	42.899
5	15.394	13.637	13.625	42.656
6	15.382	13.521	13.602	42.505
7	15.427	13.563	13.621	42.611
8	15.340	13.445	13.507	42.292
9	15.431	13.497	13.632	42.560
10	15.309	13.408	13.642	42.359
11	15.345	13.437	13.609	42.391
12	15.329	13.435	13.596	42.360
13	15.432	13.478	13.584	42.494
14	15.447	13.411	13.559	42.417
15	15.366	13.464	13.538	42.368

N°125 Jon Tanko				
1	18.725	14.678	14.433	47.836
2	15.917	13.671	14.682	44.270
3	15.464	13.529	13.736	42.729
4	15.369	13.491	13.653	42.513
5	15.388	13.506	13.648	42.542
6	15.347	13.445	13.618	42.410
7	15.410	13.822	13.558	42.790
8	15.291	13.482	13.590	42.363
9	15.401	13.384	13.694	42.479
10	15.298	13.445	13.716	42.459

N°129 Davide Sanna				
1	19.064	17.076	15.601	51.741
2	16.360	14.008	13.931	44.299
3	15.648	13.725	13.778	43.151
4	15.502	13.633	13.643	42.778
5	15.390	13.521	13.595	42.506
6	15.729	13.617	13.687	43.033
7	15.442	13.552	13.646	42.640
8	15.368	13.402	13.611	42.381
9	15.429	13.449	13.622	42.500
10	15.427	13.504	13.589	42.520
11	15.562	13.661	13.527	42.750
12	15.412	13.403	13.854	42.669
13	15.506	13.495	13.501	42.502
14	15.535	13.514	13.600	42.649

Laps	Sector 1	Sector 2	Sector 3	Lap Time
15	15.393	13.617	13.606	42.616
N°130 Mads Bild				
1	19.218	16.140	14.061	49.419
2	15.648	13.862	13.843	43.353
3	15.462	13.615	13.629	42.706
4	15.314	13.656	13.556	42.526
5	15.357	13.550	13.486	42.393
6	15.262	13.486	13.480	42.228
7	15.232	13.507	13.484	42.223
8	15.380	13.469	13.567	42.416
9	15.272	13.533	13.466	42.271
10	15.281	13.741	13.592	42.614
11	15.398	13.489	13.541	42.428
12	15.297	13.531	13.530	42.358
13	15.325	13.459	13.553	42.337
14	15.406	13.522	13.510	42.438
15	15.385	13.500	13.612	42.497

N°131 Dominik Schmidt				
1	18.661	15.933	14.437	49.031
2	15.901	14.030	14.127	44.058
3	15.707	13.799	13.786	43.292
4	15.549	13.565	13.764	42.878
5	15.449	13.968	13.737	43.154
6	15.636	13.851	13.707	43.194
7	24.011	16.288	16.080	56.379

N°133 Rudolf Rhyn				
1	17.976	14.603	14.425	47.004
2	16.240	13.840	14.591	44.671
3	15.553	13.566	13.697	42.816
4	15.499	14.019	13.682	43.200
5	15.450	13.836	13.649	42.935
6	15.430	13.576	13.631	42.637
7	15.374	13.531	13.606	42.511
8	15.355	13.577	13.603	42.535
9	15.370	13.600	13.633	42.603
10	15.396	13.563	13.571	42.530
11	15.377	13.608	13.618	42.603

Laps	Sector 1	Sector 2	Sector 3	Lap Time
12	15.425	13.597	13.573	42.595
13	15.395	13.564	13.616	42.575
14	15.455	13.500	13.616	42.571
15	15.449	13.543	13.658	42.650

N°134 Simone Palazzetti				
1	18.137	14.432	14.748	47.317

N°135 Massimo Dante				
1	17.533	14.012	14.148	45.693
2	15.675	13.790	13.906	43.371
3	15.565	13.542	13.643	42.750
4	15.414	13.529	13.955	42.898
5	15.323	13.624	13.739	42.686
6	15.282	13.398	13.482	42.162
7	15.265	13.438	13.445	42.148
8	15.192	13.496	13.436	42.124
9	15.215	13.491	13.457	42.163
10	15.206	13.443	13.516	42.165
11	15.189	13.369	13.422	41.980
12	15.195	13.381	13.404	41.980
13	15.210	13.363	13.427	42.000
14	15.215	13.382	13.423	42.020
15	15.237	13.404	13.458	42.099

N°141 Nicolai Pedersen				
1	19.015	15.313	15.526	49.854
2	16.365	14.056	14.002	44.423
3	15.723	13.679	13.768	43.170
4	15.536	14.211	13.749	43.496
5	15.568	13.709	13.622	42.899
6	15.620	13.582	13.679	42.881
7	15.602	13.625	13.618	42.845
8	15.887	13.681	13.591	43.159
9	15.464	13.523	13.628	42.615
10	15.524	13.574	13.583	42.681
11	15.476	13.676	13.550	42.702
12	15.549	13.545	13.622	42.716
13	16.255	13.878	13.787	43.920





KZ2

Qualifying Heats A-C
Analysis

For information purposes. No official / regulatory value

Laps	Sector 1	Sector 2	Sector 3	Lap Time	Laps	Sector 1	Sector 2	Sector 3	Lap Time	Laps	Sector 1	Sector 2	Sector 3	Lap Time
N°144 Luciano Medeghini					5	15.519	13.611	13.559	42.689	11	15.304	13.380	13.450	42.134
1	17.582	14.238	13.994	45.814	6	15.512	13.689	13.596	42.797	12	15.268	13.331	13.453	42.052
2	15.701	13.816	14.019	43.536	7	15.730	13.606	13.667	43.003	13	15.273	13.363	13.425	42.061
3	15.398	13.589	13.738	42.725	8	15.561	13.525	13.623	42.709	14	15.245	13.347	13.445	42.037
4	15.359	13.536	13.555	42.450	9	15.479	13.610	13.519	42.608	15	15.321	13.368	13.399	42.088
5	15.322	13.578	13.788	42.688	10	15.519	13.552	13.514	42.585	N°152 Max Loidl				
6	15.334	13.499	13.480	42.313	11	15.539	13.585	13.623	42.747	1	19.043	15.567	14.437	49.047
7	15.267	13.472	13.489	42.228	12	15.630	13.612	13.642	42.884	2	15.850	14.197	14.339	44.386
8	15.336	13.915	13.782	43.033	13	15.572	13.727	13.654	42.953	3	15.616	13.833	13.769	43.218
9	15.390	13.307	13.495	42.192	14	15.732	13.518	13.542	42.792	4	15.515	13.784	14.212	43.511
10	15.305	13.489	13.512	42.306	15	15.486	13.524	13.544	42.554	5	15.373	13.654	13.675	42.702
11	15.277	14.185	13.476	42.938	N°149 Maxim Martynyuk					6	15.378	13.688	13.660	42.726
12	15.302	13.469	13.443	42.214	1	17.784	14.164	14.104	46.052	7			13.783	46.280
13	15.328	13.494	13.439	42.261	2	15.698	13.780	14.070	43.548	8	15.389	13.592	13.571	42.552
14	15.306	13.351	13.463	42.120	3	15.332	13.705	14.546	43.583	9	15.405	13.613	13.568	42.586
15	15.357	13.427	13.495	42.279	4	16.132	13.480	13.524	43.136	10	15.341	13.605	13.593	42.539
N°145 Armando Iannaccone					5	15.179	13.413	13.584	42.176	11	15.364	13.554	13.580	42.498
1	18.933	16.564	15.499	50.996	6	15.347	13.418	13.519	42.284	12	15.353	13.537	13.584	42.474
2	16.118	13.969	13.885	43.972	7	15.085	13.546	13.532	42.163	13	15.622	13.523	13.578	42.723
3	15.577	13.644	13.690	42.911	8	15.202	13.549	13.668	42.419	14	15.362	13.539	13.546	42.447
4	15.548	13.629	13.839	43.016	9	15.359	13.384	13.529	42.272	15	15.317	13.516	13.548	42.381
5	15.573	13.618	13.630	42.821	10	15.258	13.479	13.492	42.229	N°153 Sauro Cesetti				
6	15.453	13.626	13.552	42.631	11	15.242	14.391	13.537	43.170	1	18.224	14.146	14.196	46.566
7	15.667	13.489	13.505	42.661	12	15.200	13.487	13.438	42.125	2	15.673	13.710	13.688	43.071
8	15.312	13.494	13.529	42.335	13	15.196	13.739	13.452	42.387	3	15.388	13.575	13.935	42.898
9	15.280	13.468	13.505	42.253	14	15.222	13.362	13.351	41.935	4	15.493	13.470	13.614	42.577
10	15.250	13.472	13.511	42.233	15	15.279	13.440	13.616	42.335	5	15.348	13.388	13.586	42.322
11	15.353	13.464	13.573	42.390	N°150 Lorenzo Lapina					6	15.537	13.373	13.464	42.374
12	15.358	13.527	13.519	42.404	1	17.787	14.107	14.227	46.121	7	15.199	13.652	13.472	42.323
13	15.310	13.451	13.450	42.211	2	15.636	13.731	13.948	43.315	8	15.253	13.563	13.542	42.358
14	15.328	13.558	13.508	42.394	3	15.546	13.466	13.698	42.710	9	15.266	13.328	13.462	42.056
15	15.383	13.559	13.507	42.449	4	15.359	13.513	13.766	42.638	10	15.216	13.356	13.438	42.010
N°148 Matteo Bergonzini					5	15.334	13.657	13.711	42.702	11	15.302	13.472	13.522	42.296
1	19.490	16.369	15.311	51.170	6	15.303	13.401	13.440	42.144	12	15.252	13.392	13.478	42.122
2	15.973	14.790	14.342	45.105	7	15.377	13.419	13.438	42.234	13	15.330	13.386	13.412	42.128
3	16.141	14.164	13.881	44.186	8	15.290	13.517	13.444	42.251	14	15.307	13.355	13.442	42.104
4	15.709	13.761	13.714	43.184	9	15.338	13.413	13.520	42.271	15	15.318	13.339	13.460	42.117
					10	15.265	13.360	13.462	42.087					





KZ2

Qualifying Heats A-C
Analysis

For information purposes. No official / regulatory value

Laps	Sector 1	Sector 2	Sector 3	Lap Time
N°154 Loris Spinelli				
1	17.978	14.619	14.240	46.837
2	15.664	13.818	13.980	43.462
3	15.477	13.522	13.604	42.603
4	15.807	14.311	13.631	43.749
5	15.501	13.533	13.571	42.605
6	15.372	13.497	13.508	42.377
7	15.395	13.487	13.518	42.400
8	15.290	13.487	13.543	42.320
9	15.321	13.447	13.562	42.330
10	15.325	13.479	13.496	42.300
11	15.318	13.444	13.504	42.266
12	15.355	13.411	13.509	42.275
13	15.374	13.492	13.512	42.378
14	15.335	13.501	13.553	42.389
15	15.380	13.521	13.561	42.462
N°155 Mukharbek Aushev				
1	19.430	15.533	15.629	50.592
2	15.914	14.605	14.002	44.521
3	15.657	13.648	13.812	43.117
4	15.530	13.645	13.737	42.912
5	15.436	13.563	13.707	42.706
6	15.432	14.070	13.803	43.305
7	15.527	13.581	13.677	42.785
8	15.396	13.678	13.690	42.764
9	15.400	13.638	13.649	42.687
10	15.471	13.998	14.034	43.503
11	15.432	13.600	13.638	42.670
12	15.388	13.477	13.603	42.468
13	15.475	13.526	13.764	42.765
14	15.400	13.530	13.667	42.597
15	15.487	13.460	13.689	42.636





KZ2

Qualifying Heats A-C
Starting Grid

Document 26 OFFICIAL

			18	109 Meynet Marc Anthony Croc Promotion / TM / Vega		43.277
102 Bianchi Giacomo Energy / TM / Vega		42.629	17	148 Bergonzini Matteo IPK-MAD / Modena Engines / Vega		42.516
121 Valiullin Murat Croc Promotion / TM / Vega		42.502	16	141 Pedersen Nicolai LH / TM / Vega		42.353
155 Aushev Mukharbek Energy / TM / Vega		42.332	15	103 Nilsson Hannes Tony Kart / Vortex / Vega		42.317
123 Sovych Oleksandr CRG / TM / Vega		42.300	14	107 Delrè Thierry Mach 1 / Vortex / Vega		42.292
152 Loidl Max DR / TM / Vega		42.261	13	114 Wohlwend Fabienne Zanardi / Modena Engines / Vega		42.235
110 Bottiroli Antoine GP Racing / TM / Vega		42.231	12	133 Rhyn Rudolf BirelArt / TM / Vega		42.192
120 Korbela Lukas Zanardi / TM / Vega		42.184	11	104 Engman Kevin Zanardi / TM / Vega		42.163
131 Schmidt Dominik CRG / Modena Engines / Vega		42.153	10	116 Di Pietro Andrea GP Racing / TM / Vega		42.107
145 Iannaccone Armando VRK / TM / Vega		42.106	9	134 Palazzetti Simone Maranello / TM / Vega		42.055
143 Di Giuseppe Patrick Maranello / TM / Vega		41.998	8	154 Spinelli Loris PCR / TM / Vega		41.986
125 Tanko Jon Intrepid / Modena Engines / Vega		41.962	7	111 Freimann Marc CKR / TM / Vega		41.957
129 Sanna Davide Best Kart / Modena Engines / Vega		41.902	6	153 Cesetti Sauro Jesolo / TM / Vega		41.864
101 Bernadotto Enrico Maranello / Modena Engines / Vega		41.857	5	144 Medeghini Luciano VRK / TM / Vega		41.828
130 Bild Mads Energy / Vortex / Vega		41.818	4	106 Norris John Mach 1 / TM / Vega		41.756
108 Schmitz Alexander Tony Kart / Vortex / Vega		41.658	3	149 Martynyuk Maxim CRG / Modena Engines / Vega		41.655
135 Dante Massimo Maranello / TM / Vega		41.635	2	150 Lapina Lorenzo Italcorse / Modena Engines / Vega		41.626
118 Tilloca Luca Intrepid / Modena Engines / Vega		41.623	1	112 Pollini Giacomo CKR / TM / Vega		41.502

POLE POSITION




Start : 28/03 - 16:20 15 Laps = 15,150 Km

South Garda Karting - Lonato (ITA) 27-29/03/2015

FICr Mantova

Page 1 / 1

Apex Timing 

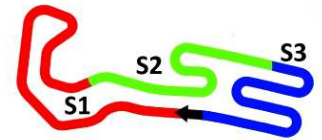


Scan this QR Code for livetiming

Alitest
Test Rapidi per il Latte

Data processing and charts edit
provided by:





KZ2

Qualifying Heats B-C

Document 32 OFFICIAL

Risultati

Rnk	N°	Entrant	Nat	Driver	Nat	Equipment	Time	Laps	Best Lap	Gap	Sector 1	Sector 2	Sector 3	Penalty	Points
1	▲5	108 KSM Racing Team	DEU	Schmitz Alexander	DEU	Tony Kart / Vortex / Vega	10:38.239	15	41.698		15.151	13.197	13.350		0
2	▲1	140 Renda Motorsport	ITA	Forè Davide	ITA	CRG / TM / Vega	10:39.719	15	41.917	1.480	15.244	13.244	13.429		2
3	▲1	135 Maranello Kart srl	ITA	Dante Massimo	ITA	Maranello / TM / Vega	10:40.391	15	41.871	2.152	15.152	13.339	13.380		3
4	▲6	101 Maranello Kart srl	ITA	Bernadotto Enrico	ITA	Maranello / Modena Engi	10:41.046	15	41.809	2.807	15.206	13.277	13.326		4
5	▼4	137 Maranello Kart srl	ITA	Mosca Tommaso	ITA	Maranello / TM / Vega	10:42.120	15	41.945	3.881	15.245	13.301	13.399		5
6	▲3	136 Maranello Kart srl	ITA	Giannoni Lorenzo	ITA	Maranello / TM / Vega	10:43.871	15	42.173	5.632	15.291	13.406	13.476		6
7	▼2	147 Energy Corse srl	ITA	Babington Sean	ARE	Energy / Parilla / Vega	10:45.930	15	42.108	7.691	15.287	13.330	13.491		7
8	▲13	138 Ward Racing	SWE	Fasberg Andreas	DNK	Tony Kart / Vortex / Vega	10:46.658	15	42.144	8.419	15.333	13.387	13.424		8
9	▲4	126 Pastacaldi Marco	ITA	Pastacaldi Marco	ITA	CRG / TM / Vega	10:49.004	15	42.392	10.765	15.386	13.453	13.553		9
10	▲1	115 Ward Racing	SWE	Hall Philip	SWE	Tony Kart / Vortex / Vega	10:49.231	15	42.186	10.992	15.314	13.334	13.538		10
11	▲15	152 Loidl Max	AUT	Loidl Max	AUT	DR / TM / Vega	10:49.809	15	42.124	11.570	15.318	13.401	13.405		11
12	▬	129 Sanna Davide	ITA	Sanna Davide	ITA	Best Kart / Modena Engin	10:50.479	15	42.302	12.240	15.251	13.479	13.572		12
13	▼6	146 VRK srl	ITA	Greco Matteo	ITA	VRK / TM / Vega	10:51.131	15	42.192	12.892	15.217	13.475	13.500		13
14	▲2	143 Gerber Team Corse	CHE	Di Giuseppe Patrick	ITA	Maranello / TM / Vega	10:52.418	15	42.172	14.179	15.246	13.414	13.512		14
15	▲5	131 TB Motorsport	DEU	Schmidt Dominik	DEU	CRG / Modena Engines / \	10:53.683	15	42.337	15.444	15.332	13.477	13.528		15
16	▲5	119 Mach1 Motorsport	DEU	Greif Toni	DEU	Mach 1 / TM / Vega	10:53.808	15	42.348	15.569	15.354	13.421	13.573		16
17	▲5	120 WK Motorsport	POL	Korbela Lukas	POL	Zanardi / TM / Vega	10:53.907	15	42.304	15.668	15.308	13.475	13.521		17
18	▼10	130 TK Racing	DNK	Bild Mads	DNK	Energy / Vortex / Vega	10:44.278	15	42.169	16.039	15.264	13.462	13.443	+10.000	18
19	▼2	151 K-K Racing Team	SVK	Konopka Martin	SVK	MS Kart / TM / Vega	10:55.328	15	42.258	17.089	15.369	13.420	13.469		19
20	▲10	155 Energy Corse srl	ITA	Aushev Mukharbek	RUS	Energy / TM / Vega	10:56.857	15	42.362	18.618	15.362	13.456	13.544		20
21	▲2	142 CRG Holland	NLD	Sandim Felix	SWE	Zanardi / TM / Vega	10:58.282	15	42.553	20.043	15.422	13.530	13.601		21
22	▲3	122 Mad-Croc Karting	ITA	Chubarov Ivan	RUS	Croc Promotion / TM / Ve	10:58.475	15	42.289	20.236	15.271	13.456	13.562		22
23	▲9	121 Mad-Croc Karting	ITA	Valiullin Murat	RUS	Croc Promotion / TM / Ve	10:58.933	15	42.316	20.694	15.335	13.429	13.552		23
24	▼9	105 Prosperi Enrico	ESP	Prosperi Enrico	ESP	CRG / TM / Vega	10:59.278	15	41.672	21.039					24
25	▲6	128 Speck Lucas	DEU	Speck Lucas	DEU	Mach 1 / Modena Engines	10:59.655	15	42.325	21.416	15.267	13.468	13.590		25
26	▼8	145 VRK srl	ITA	Iannaccone Armando	ITA	VRK / TM / Vega	10:59.799	15	42.104	21.560	15.299	13.374	13.431		26
27	▬	132 Braun Oliver	DEU	Braun Oliver	DEU	BirelArt / TM / Vega	11:00.727	15	42.155	22.488	15.281	13.418	13.456		27
28	▲6	102 Biasca Filippo	CHE	Bianchi Giacomo	CHE	Energy / TM / Vega	11:04.931	15	42.731	26.692	15.533	13.662	13.536		28
29	▲4	124 Zubizarreta Mikl Nazabal	ESP	Cobos Arturo	ESP	Intrepid / Modena Engine	11:05.408	15	42.915	27.169	15.552	13.627	13.736		29
30	▲5	127 Victory Racing Team	UKR	Shapovalov Glib	UKR	Energy / TM / Vega	11:07.802	15	43.111	29.563	15.766	13.645	13.700		30
31	▼2	139 Fassina Marco	ITA	Fassina Marco	ITA	Maranello / TM / Vega	11:10.976	15	42.559	32.737	15.448	13.565	13.546		31
32	▼4	123 Piven Ivan	UKR	Sovych Oleksandr	UKR	CRG / TM / Vega	11:14.878	15	42.399	36.639	15.447	13.474	13.478		32
33	▼19	125 Tanko Jon	ESP	Tanko Jon	ESP	Intrepid / Modena Engine	7:59.109	11	42.258	4 Laps	15.349	13.371	13.538		33
34	▼10	110 GP Racing	ITA	Bottiroli Antoine	CHE	GP Racing / TM / Vega	5:40.906	7	42.606	8 Laps	15.397	13.607	13.602		34
35	▼33	118 GForceRacing	ITA	Tilloca Luca	ITA	Intrepid / Modena Engine	3:40.229	5	42.308	10 Laps	15.311	13.390	13.607		35

N°130 Mads Bild : Conduttore n°130 penalizzato di 10" per decisione del Race Director

Leaders : N°140 Davide Forè (1-7) / N°108 Alexander Schmitz (8-15)

Start Time : 28/03 - 15:05:27

Best Lap : N°105 Enrico Prosperi 41.672 87,25 Kph

Weather : Sunny Air : 13°C Track : Secco

Event Record : N°112 Giacomo Pollini 41.502 87,61 Kph

South Garda Karting - Lonato (ITA) 27-29/03/2015

FICr Mantova

Apex Timing



Scan this QR Code for livetiming

Alitest
Test Rapidi per il Latte

Data processing and charts edit
provided by:





KZ2

Qualifying Heats B-C
Lap Chart

For information purposes. No official / regulatory value

	1	2	3	4	5	6	7	8	9	10	11	12	13	14	15	16	17	18	19	20	21	22	23	24	25	26	27	28	29	30	31	32	33	34	35
Grid	137	118	140	135	147	108	146	130	136	101	115	129	126	125	105	143	151	145	138	131	119	120	142	110	122	152	132	123	139	155	128	121	124	102	127
Start	118	105	137	135	140	108	130	101	147	136	129	115	125	126	143	119	151	138	131	145	110	152	120	139	123	132	142	146	155	122	124	121	127	128	102
Lap 1	140	137	118	135	108	101	136	130	126	129	147	115	138	119	125	143	152	142	146	131	145	139	155	120	121	124	122	132	102	151	127	128	123	110	105
Interval		0.0	0.2	0.8	0.3	0.0	0.2	0.2	0.8	0.2	0.0	0.0	0.1	0.1	0.2	0.2	0.9	0.3	0.3	0.0	0.2	0.4	0.0	0.0	0.1	0.3	0.0	0.4	0.1	0.1	0.4	0.5	16.2	8.0	17.2
Lap 2	140	118	137	135	108	101	136	130	126	129	147	138	115	119	125	143	152	146	131	142	145	155	139	120	121	124	122	132	151	102	127	128	123	110	105
Interval		0.2	0.1	0.3	0.2	0.4	0.6	0.1	0.7	0.6	0.2	0.2	0.2	0.2	0.2	0.1	0.3	1.1	0.3	0.3	0.1	0.4	0.3	0.2	0.2	0.1	0.2	0.1	0.4	0.4	17.0	6.8	18.3		
Lap 3	140	118	137	108	135	101	136	130	126	129	147	138	115	119	125	143	152	146	131	142	155	120	121	139	122	151	124	132	102	128	127	145	123	110	105
Interval		0.2	0.3	0.3	0.2	0.2	0.7	0.2	0.9	0.6	0.1	0.2	0.2	0.2	0.2	0.2	0.3	0.8	1.1	0.9	0.1	0.1	0.3	0.5	0.5	0.0	0.1	0.0	0.5	0.2	0.9	0.8	14.7	6.8	19.8
Lap 4	140	118	108	137	135	101	136	130	126	147	138	129	115	119	125	143	152	146	131	142	120	155	121	151	124	132	122	128	102	127	145	139	123	110	105
Interval		0.2	0.4	0.2	0.2	0.3	0.7	0.2	1.3	0.6	0.4	0.3	0.2	0.2	0.1	0.1	0.2	0.5	1.6	1.0	0.6	0.2	1.1	0.3	0.3	0.4	0.4	0.0	0.4	0.3	0.0	6.5	8.1	7.1	19.3
Lap 5	140	108	118	137	135	101	136	130	126	147	138	115	125	143	129	152	146	131	119	142	120	155	121	151	124	122	132	128	102	145	127	139	123	110	105
Interval		0.5	0.6	0.1	0.1	0.2	0.6	0.3	1.2	0.5	0.3	1.0	0.2	0.2	0.3	0.5	1.8	0.2	0.2	0.4	0.2	0.5	1.1	0.3	0.9	0.4	0.0	0.2	0.3	0.2	0.7	10.3	3.5	7.1	18.9
Lap 6	140	108	137	135	101	136	130	126	147	138	115	125	143	129	152	146	131	119	120	142	155	151	121	122	124	128	132	145	102	127	139	123	110	105	
Interval		0.2	1.2	0.1	0.3	0.5	0.4	1.4	0.2	0.4	1.0	0.2	0.4	0.2	0.4	2.0	0.4	0.2	0.8	0.4	0.2	0.9	0.3	1.3	0.5	0.3	0.2	0.1	0.0	1.0	9.6	3.3	7.2	18.9	
Lap 7	140	108	135	137	101	136	130	147	126	138	115	125	143	129	152	146	131	119	120	142	155	151	121	122	124	128	132	145	102	127	139	123	110	105	
Interval		0.1	1.6	0.2	0.1	0.5	0.4	1.6	0.2	0.6	0.6	0.3	0.4	0.2	0.3	2.1	0.8	0.2	0.5	0.9	0.2	0.4	0.5	1.5	0.9	0.2	0.3	0.1	0.4	1.0	8.7	3.3	7.4	19.0	
Lap 8	108	140	135	137	101	136	130	147	126	138	115	125	143	129	152	146	131	119	120	142	155	151	121	122	128	124	132	145	102	127	139	123	105		
Interval		0.3	1.3	0.3	0.2	0.6	0.3	1.7	0.5	0.3	0.5	0.4	0.5	0.2	0.2	2.1	1.0	0.1	0.5	1.4	0.3	0.0	0.7	1.1	2.0	0.6	0.2	0.1	0.2	0.6	8.0	3.0	28.2		
Lap 9	108	140	135	137	101	136	130	147	126	138	115	125	143	129	152	146	131	119	120	151	155	142	121	122	128	145	132	124	102	127	139	123	105		
Interval		0.5	1.1	0.6	0.1	0.7	0.3	1.6	0.7	0.1	0.6	0.4	0.4	0.3	0.1	2.1	1.1	0.3	0.4	2.1	0.2	0.4	0.5	0.2	2.2	1.3	0.0	0.3	0.2	0.7	7.3	3.1	27.1		
Lap 10	108	140	135	101	137	136	130	147	138	126	115	125	143	152	129	146	131	119	120	151	155	142	121	122	128	145	132	124	102	127	139	123	105		
Interval		0.6	1.1	0.7	0.2	0.8	0.3	1.6	1.0	0.5	0.2	0.3	0.3	0.6	0.2	1.7	1.1	0.3	0.4	2.0	0.5	0.3	0.8	0.0	1.9	1.1	0.3	0.9	0.2	0.7	6.8	3.2	27.3		
Lap 11	108	140	135	101	137	136	130	147	138	126	115	125	143	152	129	146	131	119	120	151	155	142	121	122	128	145	132	124	102	127	139	123	105		
Interval		0.8	1.1	0.7	0.4	0.9	0.3	1.6	1.0	0.7	0.2	0.2	0.1	0.7	0.4	1.5	1.3	0.3	0.4	1.9	0.8	0.4	0.8	0.1	1.6	0.9	0.4	1.6	0.1	1.0	6.2	3.1	27.3		
Lap 12	108	140	135	101	137	136	130	147	138	126	115	143	152	129	146	131	119	120	151	155	142	121	122	128	145	132	102	124	127	139	123	105			
Interval		0.7	1.1	0.7	0.5	1.1	0.3	1.5	1.0	1.0	0.5	0.2	0.4	0.8	1.2	1.5	0.4	0.3	1.8	0.8	0.6	0.5	0.1	1.6	0.8	0.3	2.5	0.3	1.4	5.1	2.9	28.2			
Lap 13	108	140	135	101	137	136	130	147	138	126	115	143	152	129	146	131	119	120	151	155	142	122	121	128	145	132	102	124	127	139	123	105			
Interval		0.9	1.0	0.6	0.6	1.4	0.3	1.5	0.9	1.4	0.2	0.2	0.3	1.0	1.0	1.8	0.2	0.3	1.7	1.0	0.8	0.4	0.6	1.0	0.4	0.7	2.8	0.5	1.7	4.6	2.6	28.4			
Lap 14	108	140	135	101	137	136	130	147	138	126	115	143	152	129	146	131	119	120	151	155	142	122	121	128	145	132	102	124	127	139	123	105			
Interval		1.0	1.1	0.5	0.8	1.7	0.3	1.5	0.8	2.1	0.2	0.1	0.0	1.0	0.7	1.8	0.2	0.3	1.6	1.1	1.1	0.1	0.7	0.9	0.2	0.6	3.5	0.6	2.0	3.9	2.5	28.3			
Lap 15	108	140	135	101	137	136	130	147	138	126	115	152	129	146	143	131	119	120	151	155	142	122	121	128	145	132	102	124	127	139	123				
Interval		1.4	0.6	0.6	1.0	1.7	0.4	1.6	0.7	2.3	0.2	0.5	0.6	0.6	1.2	1.2	0.1	0.0	1.4	1.5	1.4	0.1	0.4	0.7	0.1	0.9	4.2	0.4	2.3	3.1	3.9				





KZ2

Qualifying Heats B-C
Analysis

For information purposes. No official / regulatory value

Laps	Sector 1	Sector 2	Sector 3	Lap Time
N°101 Enrico Bernadotto				
1	17.674	13.919	14.574	46.167
2	15.654	13.770	13.649	43.073
3	15.468	13.414	13.604	42.486
4	15.355	13.454	13.567	42.376
5	15.388	13.448	13.668	42.504
6	15.461	13.494	13.447	42.402
7	15.250	13.438	13.469	42.157
8	15.424	13.447	13.360	42.231
9	15.184	13.347	13.528	42.059
10	15.284	13.229	13.367	41.880
11	15.238	13.275	13.372	41.885
12	15.284	13.306	13.355	41.945
13	15.206	13.277	13.326	41.809
14	15.249	13.285	13.352	41.886
15	15.299	13.315	13.374	41.988
N°102 Giacomo Bianchi				
1	19.039	15.135	14.467	48.641
2	16.397	14.358	14.303	45.058
3	15.963	13.961	14.125	44.049
4	15.796	13.902	14.754	44.452
5	15.548	13.885	13.860	43.293
6	15.437	14.232	13.680	43.349
7	16.163	13.548	13.788	43.499
8	15.526	14.269	13.947	43.742
9	15.775	13.677	13.756	43.208
10	15.679	13.692	13.686	43.057
11	15.648	13.677	13.587	42.912
12	15.588	13.642	13.676	42.906
13	15.533	13.662	13.536	42.731
14	15.522	13.654	13.667	42.843
15	15.610	13.763	13.785	43.158
N°105 Enrico Prospero				
1				1:36.278
2				45.035
3				44.747
4				42.634

Laps	Sector 1	Sector 2	Sector 3	Lap Time
5				42.647
6				42.535
7				42.892
8				44.189
9				41.672
10				42.815
11				42.401
12				43.305
13				42.587
14				42.382
N°108 Alexander Schmitz				
1	17.770	13.832	14.776	46.378
2	15.516	13.499	13.669	42.684
3	15.306	13.519	13.653	42.478
4	15.263	13.342	13.458	42.063
5	15.241	13.295	13.552	42.088
6	15.215	13.283	13.380	41.878
7	15.208	13.226	13.430	41.864
8	15.281	13.192	13.484	41.957
9	15.185	13.212	13.437	41.834
10	15.197	13.304	13.344	41.845
11	15.151	13.197	13.350	41.698
12	15.186	13.489	13.396	42.071
13	15.192	13.239	13.339	41.770
14	15.236	13.267	13.335	41.838
15	15.255	13.240	13.376	41.871
N°110 Antoine Bottiroli				
1	18.002	14.306	43.832	1:16.140
2	16.221	13.940	13.849	44.010
3	15.581	13.765	13.848	43.194
4	15.544	13.736	13.878	43.158
5	15.536	13.727	13.747	43.010
6	15.397	13.607	13.602	42.606
7	15.486	13.651	13.637	42.774
N°115 Philip Hall				
1	18.104	14.280	15.235	47.619
2	16.276	13.933	13.920	44.129

Laps	Sector 1	Sector 2	Sector 3	Lap Time
3	15.498	13.698	13.786	42.982
4	15.496	13.734	13.771	43.001
5	15.331	13.535	13.883	42.749
6	15.338	13.400	13.580	42.318
7	15.308	13.434	13.455	42.197
8	15.314	13.334	13.538	42.186
9	15.373	13.333	13.610	42.316
10	15.342	13.513	13.637	42.492
11	15.323	13.474	13.564	42.361
12	15.377	13.623	13.735	42.735
13	15.268	13.450	13.528	42.246
14	15.436	13.440	14.088	42.964
15	15.457	13.417	13.576	42.450
N°118 Luca Tilloca				
1	21.937	13.816	13.960	49.713
2	15.675	13.736	13.726	43.137
3	15.558	13.468	13.597	42.623
4	15.311	13.390	13.607	42.308
5	15.355	13.834	13.919	43.108
N°119 Toni Greif				
1	18.107	14.316	14.532	46.955
2	16.161	14.071	13.924	44.156
3	15.541	13.755	13.675	42.971
4	15.489	13.764	13.759	43.012
5	16.879	15.736	13.668	46.283
6	15.428	13.693	13.572	42.693
7	15.363	13.568	13.690	42.621
8	15.471	13.400	13.536	42.407
9	15.442	13.520	13.594	42.556
10	15.369	13.481	13.507	42.357
11	15.354	13.421	13.573	42.348
12	15.472	13.518	13.497	42.487
13	15.358	13.501	13.527	42.386
14	15.391	13.531	13.475	42.397
15	15.459	13.572	13.756	42.787
N°120 Lukas Korbela				
1	19.859	14.279	15.206	49.344





KZ2

Qualifying Heats B-C
Analysis

For information purposes. No official / regulatory value

Laps	Sector 1	Sector 2	Sector 3	Lap Time	Laps	Sector 1	Sector 2	Sector 3	Lap Time	Laps	Sector 1	Sector 2	Sector 3	Lap Time
2	16.356	13.901	14.459	44.716	8	15.371	13.474	13.602	42.447	14	15.573	13.654	13.697	42.924
3	15.502	13.725	14.164	43.391	9	15.271	13.456	13.562	42.289	15	15.656	13.652	13.727	43.035
4	15.995	13.713	13.693	43.401	10	15.414	13.441	13.840	42.695	N°125 Jon Tanko				
5	15.436	13.527	13.565	42.528	11	15.535	13.568	13.558	42.661	1	18.264	14.912	14.680	47.856
6	15.411	13.604	13.798	42.813	12	15.356	13.422	13.542	42.320	2	16.083	14.019	14.058	44.160
7	15.308	13.475	13.521	42.304	13	15.323	13.507	13.541	42.371	3	15.441	13.765	13.785	42.991
8	15.382	13.472	13.541	42.395	14	15.344	13.521	13.664	42.529	4	15.393	13.787	13.712	42.892
9	15.371	13.426	13.648	42.445	15	15.485	13.821	13.557	42.863	5	15.419	13.528	13.642	42.589
10	15.378	13.441	13.541	42.360	N°123 Oleksandr Sovych					6	15.349	13.371	13.538	42.258
11	15.358	13.455	13.517	42.330	1	19.043	14.315	34.616	1:07.974	7	15.384	13.373	13.537	42.294
12	15.270	13.485	13.627	42.382	2	17.387	13.883	13.913	45.183	8	15.344	13.434	13.528	42.306
13	15.338	13.526	13.570	42.434	3	15.619	13.586	13.947	43.152	9	15.336	13.409	13.601	42.346
14	15.344	13.484	13.580	42.408	4	15.480	13.650	13.746	42.876	10	15.282	13.410	13.645	42.337
15	15.423	13.424	13.669	42.516	5	15.705	13.596	13.673	42.974	11	15.291	13.447	13.592	42.330
N°121 Murat Valiullin					6	15.417	13.558	13.609	42.584	N°126 Marco Pastacaldi				
1	19.500	14.515	14.779	48.794	7	15.361	13.590	13.598	42.549	1	18.073	14.260	14.511	46.844
2	16.382	14.075	14.318	44.775	8	15.462	13.388	13.577	42.427	2	15.809	13.575	13.894	43.278
3	15.657	13.745	14.122	43.524	9	15.498	13.588	13.623	42.709	3	15.597	13.620	13.696	42.913
4	16.038	13.876	14.464	44.378	10	15.586	13.464	13.562	42.612	4	15.464	13.609	13.683	42.756
5	15.489	13.594	13.761	42.844	11	15.508	13.452	13.510	42.470	5	15.379	13.484	13.547	42.410
6	15.512	13.651	13.954	43.117	12	15.472	13.451	13.479	42.402	6	15.475	13.507	13.531	42.513
7	15.406	13.504	13.596	42.506	13	15.447	13.474	13.478	42.399	7	15.332	13.440	13.874	42.646
8	15.469	13.792	13.537	42.798	14	15.467	13.473	13.534	42.474	8	15.410	13.502	13.689	42.601
9	15.362	13.604	14.232	43.198	15	15.658	13.973	14.291	43.922	9	15.386	13.453	13.553	42.392
10	15.410	13.517	13.969	42.896	N°124 Arturo Cobos					10	15.383	13.974	13.604	42.961
11	15.449	13.505	13.557	42.511	1	19.760	14.778	14.704	49.242	11	15.400	13.455	13.561	42.416
12	15.335	13.429	13.552	42.316	2	16.233	14.116	14.267	44.616	12	15.437	13.453	13.563	42.453
13	16.008	13.604	13.650	43.262	3	15.760	13.809	14.941	44.510	13	15.419	13.469	13.673	42.561
14	15.403	13.605	13.546	42.554	4	15.875	13.823	14.152	43.850	14	15.536	13.650	13.746	42.932
15	15.454	13.537	13.607	42.598	5	15.979	13.621	13.838	43.438	15	15.465	13.423	13.576	42.464
N°122 Ivan Chubarov					6	15.567	13.726	14.417	43.710	N°127 Glib Shapovalov				
1	19.884	15.288	14.206	49.378	7	15.602	13.770	13.723	43.095	1	19.869	15.661	14.288	49.818
2	16.320	14.201	14.289	44.810	8	15.658	14.620	13.943	44.221	2	16.272	14.321	14.267	44.860
3	15.655	13.866	14.576	44.097	9	15.691	14.167	13.757	43.615	3	15.786	14.006	14.985	44.777
4	15.475	13.961	15.375	44.811	10	15.659	13.712	13.679	43.050	4	15.708	13.962	14.006	43.676
5	15.448	13.735	13.846	43.029	11	15.597	13.683	13.712	42.992	5	16.198	13.879	13.848	43.925
6	15.390	13.623	13.775	42.788	12	15.535	13.801	14.087	43.423	6	15.595	13.966	13.847	43.408
7	15.399	13.513	13.759	42.671	13	15.552	13.627	13.736	42.915					





KZ2

Qualifying Heats B-C
Analysis

For information purposes. No official / regulatory value

Laps	Sector 1	Sector 2	Sector 3	Lap Time
7	15.784	13.809	13.905	43.498
8	15.668	13.888	13.793	43.349
9	15.769	13.632	13.896	43.297
10	15.766	13.645	13.700	43.111
11	15.584	13.721	13.868	43.173
12	15.786	13.989	13.859	43.634
13	15.601	13.674	13.907	43.182
14	15.680	13.819	13.804	43.303
15	15.826	13.728	13.777	43.331

N°128 Lucas Speck

1	19.220	16.839	14.281	50.340
2	15.847	14.428	14.128	44.403
3	15.809	13.998	13.938	43.745
4	15.677	13.900	14.245	43.822
5	15.662	13.684	13.989	43.335
6	15.446	13.780	14.073	43.299
7	15.444	13.947	13.615	43.006
8	15.564	14.285	13.495	43.344
9	15.361	13.516	13.628	42.505
10	15.288	13.532	13.551	42.371
11	15.294	13.494	13.541	42.329
12	15.267	13.468	13.590	42.325
13	15.350	13.557	13.618	42.525
14	15.383	13.474	13.567	42.424
15	15.312	13.520	13.527	42.359

N°129 Davide Sanna

1	17.746	14.676	15.159	47.581
2	15.927	13.867	13.849	43.643
3	15.575	13.704	13.672	42.951
4	15.800	13.938	13.721	43.459
5	15.390	13.867	14.566	43.823
6	15.493	13.473	13.463	42.429
7	15.313	13.410	13.592	42.315
8	15.443	13.392	13.520	42.355
9	15.251	13.479	13.572	42.302
10	15.349	13.476	14.034	42.859
11	15.450	13.431	13.529	42.410
12	15.455	13.523	13.615	42.593

Laps	Sector 1	Sector 2	Sector 3	Lap Time
13	15.384	13.465	13.490	42.339
14	15.518	13.530	13.614	42.662
15	15.458	13.411	13.522	42.391

N°130 Mads Bild

1	18.165	14.313	14.185	46.663
2	15.688	13.836	13.889	43.413
3	15.450	13.690	13.567	42.707
4	15.285	13.517	13.519	42.321
5	15.389	13.568	13.512	42.469
6	15.433	13.465	13.513	42.411
7	15.249	13.450	13.488	42.187
8	15.303	13.473	13.428	42.204
9	15.266	13.487	13.487	42.240
10	15.264	13.462	13.443	42.169
11	15.287	13.449	13.436	42.172
12	15.288	13.459	13.461	42.208
13	15.306	13.449	13.519	42.274
14	15.343	13.445	13.517	42.305
15	15.355	13.450	13.537	42.342

N°131 Dominik Schmidt

1	18.236	14.472	16.045	48.753
2	16.012	14.062	14.022	44.096
3	15.598	14.045	13.924	43.567
4	15.537	13.605	13.860	43.002
5	15.488	13.937	13.736	43.161
6	15.520	13.672	13.587	42.779
7	15.329	13.661	13.624	42.614
8	15.354	13.433	13.659	42.446
9	15.377	13.476	13.528	42.381
10	15.332	13.477	13.528	42.337
11	15.337	13.473	13.582	42.392
12	15.376	13.517	13.492	42.385
13	15.386	13.523	13.662	42.571
14	15.352	13.490	13.500	42.342
15	15.501	13.655	13.803	42.959

N°132 Oliver Braun

1	20.213	14.682	15.457	50.352
---	---------------	---------------	---------------	---------------

Laps	Sector 1	Sector 2	Sector 3	Lap Time
2	16.035	14.201	14.248	44.484
3	15.706	13.869	14.610	44.185
4	15.929	14.026	14.217	44.172
5	15.723	13.638	14.154	43.515
6	15.513	13.692	14.568	43.773
7	15.507	13.864	13.741	43.112
8	15.421	14.697	13.799	43.917
9	15.765	13.578	13.632	42.975
10	15.520	13.411	13.565	42.496
11	15.362	13.419	13.480	42.261
12	15.281	13.418	13.456	42.155
13	15.323	13.446	13.659	42.428
14	15.358	13.382	13.481	42.221
15	15.403	13.436	13.630	42.469

N°135 Massimo Dante

1	17.841	13.954	14.452	46.247
2	15.591	13.623	13.615	42.829
3	15.339	13.601	13.967	42.907
4	15.216	13.486	13.616	42.318
5	15.248	13.425	13.877	42.550
6	15.370	13.474	13.489	42.333
7	15.291	13.370	13.431	42.092
8	15.171	13.385	13.474	42.030
9	15.152	13.339	13.380	41.871
10	15.151	13.357	13.394	41.902
11	15.234	13.357	13.341	41.932
12	15.210	13.303	13.402	41.915
13	15.179	13.365	13.399	41.943
14	15.181	13.361	13.410	41.952
15	15.187	13.310	13.392	41.889

N°136 Lorenzo Giannoni

1	17.864	14.007	14.358	46.229
2	15.844	13.865	13.779	43.488
3	15.493	13.520	13.624	42.637
4	15.371	13.431	13.583	42.385
5	15.403	13.408	13.562	42.373
6	15.384	13.379	13.492	42.255
7	15.317	13.383	13.501	42.201





KZ2

Qualifying Heats B-C
Analysis

For information purposes. No official / regulatory value

Laps	Sector 1	Sector 2	Sector 3	Lap Time
8	15.386	13.416	13.480	42.282
9	15.324	13.414	13.500	42.238
10	15.380	13.318	13.497	42.195
11	15.291	13.406	13.476	42.173
12	15.388	13.351	13.467	42.206
13	15.446	13.378	13.453	42.277
14	15.361	13.497	13.483	42.341
15	15.429	13.361	13.448	42.238

N°137 Tommaso Mosca

1	17.381	13.889	14.255	45.525
2	15.827	13.703	14.092	43.622
3	15.529	13.603	13.640	42.772
4	15.351	13.466	13.784	42.601
5	15.296	13.446	13.910	42.652
6	15.342	13.430	13.529	42.301
7	15.327	13.667	13.512	42.506
8	15.308	13.388	13.429	42.125
9	15.210	13.424	13.503	42.137
10	15.292	13.641	13.420	42.353
11	15.294	13.308	13.418	42.020
12	15.242	13.380	13.408	42.030
13	15.245	13.301	13.399	41.945
14	15.277	13.411	13.387	42.075
15	15.310	13.448	13.460	42.218

N°138 Andreas Fasberg

1	17.441	14.302	14.787	46.530
2	15.941	13.934	13.934	43.809
3	15.537	13.693	13.718	42.948
4	15.590	13.517	13.592	42.699
5	15.338	13.424	13.506	42.268
6	15.364	13.440	13.530	42.334
7	15.488	13.475	13.603	42.566
8	15.360	13.468	13.472	42.300
9	15.301	13.380	13.531	42.212
10	15.409	13.381	13.513	42.303
11	15.333	13.387	13.424	42.144
12	15.287	13.458	13.432	42.177
13	15.275	13.461	13.459	42.195

Laps	Sector 1	Sector 2	Sector 3	Lap Time
14	15.295	13.468	13.433	42.196
15	15.358	13.437	13.489	42.284

N°139 Marco Fassina

1	19.303	14.249	15.618	49.170
2	16.085	14.026	14.571	44.682
3	15.548	14.223	14.723	44.494
4	15.779	14.012	22.947	52.738
5	20.263	13.650	13.678	47.591
6	15.523	13.627	13.598	42.748
7	15.458	13.620	13.507	42.585
8	15.476	13.654	13.515	42.645
9	15.435	13.524	13.644	42.603
10	15.447	13.631	13.524	42.602
11	15.435	13.532	13.598	42.565
12	15.448	13.565	13.546	42.559
13	15.486	13.601	13.573	42.660
14	15.426	13.648	13.551	42.625
15	15.440	13.556	13.568	42.564

N°140 Davide Forè

1	17.242	13.761	13.979	44.982
2	15.755	13.667	13.802	43.224
3	15.525	13.493	13.598	42.616
4	15.329	13.401	13.584	42.314
5	15.334	13.347	13.498	42.179
6	15.254	13.484	13.481	42.219
7	15.225	13.284	13.452	41.961
8	15.222	13.299	13.907	42.428
9	15.217	13.340	13.492	42.049
10	15.199	13.322	13.434	41.955
11	15.246	13.302	13.385	41.933
12	15.244	13.244	13.429	41.917
13	15.252	13.308	13.425	41.985
14	15.253	13.266	13.404	41.923
15	15.273	13.312	13.732	42.317

N°142 Felix Sandim

1	18.336	14.857	14.783	47.976
2	15.859	14.869	14.149	44.877

Laps	Sector 1	Sector 2	Sector 3	Lap Time
3	15.613	13.821	14.765	44.199
4	15.601	13.670	13.783	43.054
5	15.542	13.609	13.758	42.909
6	15.485	13.725	14.350	43.560
7	15.533	13.555	13.666	42.754
8	15.614	13.593	13.681	42.888
9	15.564	14.386	13.835	43.785
10	15.476	13.535	13.567	42.578
11	15.487	13.525	13.569	42.581
12	15.422	13.530	13.601	42.553
13	15.457	13.474	13.785	42.716
14	15.513	13.606	13.684	42.803
15	15.528	13.721	13.572	42.821

N°143 Patrick Di Giuseppe

1	18.189	14.686	14.833	47.708
2	16.047	13.943	14.029	44.019
3	15.458	13.787	13.817	43.062
4	15.451	13.795	13.626	42.872
5	15.451	13.583	13.577	42.611
6	15.433	13.565	13.534	42.532
7	15.298	13.511	13.484	42.293
8	15.329	13.533	13.508	42.370
9	15.235	13.412	13.559	42.206
10	15.347	13.449	13.487	42.283
11	15.246	13.414	13.512	42.172
12	15.400	13.617	13.528	42.545
13	15.309	13.396	13.498	42.203
14	15.381	13.564	13.984	42.929
15	17.957	13.970	13.514	45.441

N°145 Armando Iannaccone

1	18.368	14.578	16.035	48.981
2	15.922	14.234	14.201	44.357
3	15.605	13.790	19.087	48.482
4	15.408	13.699	13.858	42.965
5	15.559	13.762	13.727	43.048
6	15.373	13.775	13.969	43.117
7	15.772	13.645	13.678	43.095
8	15.480	14.178	14.215	43.873





KZ2

Qualifying Heats B-C
Analysis

For information purposes. No official / regulatory value

Laps	Sector 1	Sector 2	Sector 3	Lap Time	Laps	Sector 1	Sector 2	Sector 3	Lap Time	Laps	Sector 1	Sector 2	Sector 3	Lap Time
9	15.475	13.634	13.701	42.810	15	15.443	13.403	13.564	42.410	4	16.286	13.760	13.764	43.810
10	15.287	13.429	13.486	42.202						5	15.508	13.655	13.663	42.826
11	15.287	13.427	13.442	42.156	N°151 Martin Konopka					6	15.502	13.529	14.017	43.048
12	15.305	13.467	13.459	42.231	1	22.741	14.257	14.349	51.347	7	15.501	13.590	13.639	42.730
13	15.299	13.374	13.431	42.104	2	16.368	14.162	13.899	44.429	8	15.725	13.505	13.706	42.936
14	15.248	13.433	13.554	42.235	3	15.668	13.948	14.177	43.793	9	15.471	13.749	13.836	43.056
15	15.309	13.483	13.447	42.239	4	15.719	13.846	14.036	43.601	10	15.423	13.524	13.675	42.622
N°146 Matteo Greco					5	15.411	13.537	13.899	42.847	11	15.475	13.463	13.586	42.524
1	19.174	14.071	14.746	47.991	6	15.427	13.491	13.591	42.509	12	15.362	13.456	13.544	42.362
2	15.710	14.302	13.841	43.853	7	15.297	13.377	13.617	42.291	13	15.422	13.442	13.608	42.472
3	15.387	13.649	13.672	42.708	8	15.449	13.502	13.613	42.564	14	15.400	13.411	13.666	42.477
4	15.300	13.541	13.730	42.571	9	15.575	13.637	13.525	42.737	15	15.423	13.461	13.705	42.589
5	15.887	14.885	13.790	44.562	10	15.368	13.375	13.535	42.278					
6	15.348	13.528	13.641	42.517	11	15.393	13.378	13.490	42.261					
7	15.206	13.524	13.558	42.288	12	15.383	13.443	13.485	42.311					
8	15.272	13.431	13.509	42.212	13	15.363	13.355	13.607	42.325					
9	15.172	13.532	13.554	42.258	14	15.408	13.448	13.456	42.312					
10	15.322	13.483	13.535	42.340	15	15.369	13.420	13.469	42.258					
11	15.217	13.475	13.500	42.192	N°152 Max Loidl									
12	15.237	13.403	13.595	42.235	1	18.300	14.715	14.702	47.717					
13	15.204	13.531	13.485	42.220	2	15.729	13.874	13.838	43.441					
14	15.258	13.507	13.577	42.342	3	15.479	13.825	13.701	43.005					
15	15.271	13.423	13.577	42.271	4	15.414	13.695	13.717	42.826					
N°147 Sean Babington					5	15.802	13.928	13.524	43.254					
1	18.467	14.267	14.986	47.720	6	15.273	13.538	13.511	42.322					
2	16.023	13.848	13.898	43.769	7	15.225	13.471	13.507	42.203					
3	15.599	13.644	13.687	42.930	8	15.273	13.462	13.490	42.225					
4	15.459	13.453	13.620	42.532	9	15.254	13.482	13.482	42.218					
5	15.371	13.426	13.537	42.334	10	15.409	13.471	13.582	42.462					
6	15.296	13.447	13.491	42.234	11	15.269	13.405	13.590	42.264					
7	15.297	13.389	13.495	42.181	12	15.287	13.428	13.502	42.217					
8	15.295	13.560	13.455	42.310	13	15.318	13.401	13.405	42.124					
9	15.287	13.330	13.491	42.108	14	15.362	13.505	13.783	42.650					
10	15.319	13.379	13.453	42.151	15	15.727	13.535	13.489	42.751					
11	15.368	13.378	13.464	42.210	N°155 Mukharbek Aushev									
12	15.293	13.329	13.498	42.120	1	19.268	14.203	15.312	48.783					
13	15.278	13.410	13.604	42.292	2	16.303	13.877	14.119	44.299					
14	15.431	13.394	13.493	42.318	3	15.556	13.831	14.321	43.708					





K22

Qualifying Heats B-C
Starting Grid

Document 25 OFFICIAL

			18	127	Shapovalov Glib Energy / TM / Vega		43.379	
102	Bianchi Giacomo Energy / TM / Vega		42.629	17	124	Cobos Arturo Intrepid / Modena Engines / Vega		42.590
121	Valiullin Murat Croc Promotion / TM / Vega		42.502	16	128	Speck Lucas Mach 1 / Modena Engines / Vega		42.404
155	Aushev Mukharbek Energy / TM / Vega		42.332	15	139	Fassina Marco Maranello / TM / Vega		42.324
123	Sovych Oleksandr CRG / TM / Vega		42.300	14	132	Braun Oliver BirelArt / TM / Vega		42.295
152	Loidl Max DR / TM / Vega		42.261	13	122	Chubarov Ivan Croc Promotion / TM / Vega		42.258
110	Bottiroli Antoine GP Racing / TM / Vega		42.231	12	142	Sandim Felix Zanardi / TM / Vega		42.206
120	Korbela Lukas Zanardi / TM / Vega		42.184	11	119	Greif Toni Mach 1 / TM / Vega		42.181
131	Schmidt Dominik CRG / Modena Engines / Vega		42.153	10	138	Fasberg Andreas Tony Kart / Vortex / Vega		42.121
145	Iannaccone Armando VRK / TM / Vega		42.106	9	151	Konopka Martin MS Kart / TM / Vega		42.106
143	Di Giuseppe Patrick Maranello / TM / Vega		41.998	8	105	Prosperi Enrico CRG / TM / Vega		41.987
125	Tanko Jon Intrepid / Modena Engines / Vega		41.962	7	126	Pastacaldi Marco CRG / TM / Vega		41.961
129	Sanna Davide Best Kart / Modena Engines / Vega		41.902	6	115	Hall Philip Tony Kart / Vortex / Vega		41.891
101	Bernadotto Enrico Maranello / Modena Engines / Vega		41.857	5	136	Giannoni Lorenzo Maranello / TM / Vega		41.853
130	Bild Mads Energy / Vortex / Vega		41.818	4	146	Greco Matteo VRK / TM / Vega		41.794
108	Schmitz Alexander Tony Kart / Vortex / Vega		41.658	3	147	Babington Sean Energy / Parilla / Vega		41.656
135	Dante Massimo Maranello / TM / Vega		41.635	2	140	Forè Davide CRG / TM / Vega		41.634
118	Tilloca Luca Intrepid / Modena Engines / Vega		41.623	1	137	Mosca Tommaso Maranello / TM / Vega		41.561

POLE POSITION



Start : 28/03 - 15:00 15 Laps = 15,150 Km

South Garda Karting - Lonato (ITA) 27-29/03/2015

FICr Mantova

Page 1 / 1

Apex Timing 



Scan this QR Code for livetiming

Alitest
Test Rapidi per il Latte

Data processing and charts edit
provided by:





KZ2

Qualifying Heats A-B

Document 30 OFFICIAL

Risultati

Rnk	N°	Entrant	Nat	Driver	Nat	Equipment	Time	Laps	Best Lap	Gap	Sector 1	Sector 2	Sector 3	Penalty	Points
1	▲2	150 Italcorse	ITA	Lapina Lorenzo	ITA	Italcorse / Modena Engine	10:35.071	15	41.776		15.166	13.290	13.320		0
2	▲2	140 Renda Motorsport	ITA	Forè Davide	ITA	CRG / TM / Vega	10:36.649	15	41.823	1.578	15.146	13.251	13.426		2
3	▼2	112 CKR	ITA	Pollini Giacomo	ITA	CKR / TM / Vega	10:37.307	15	41.798	2.236	15.192	13.245	13.361		3
4	▲6	136 Maranello Kart srl	ITA	Giannoni Lorenzo	ITA	Maranello / TM / Vega	10:43.310	15	42.067	8.239	15.303	13.287	13.477		4
5	▲2	106 Mach1 Motorsport	DEU	Norris John	IRL	Mach 1 / TM / Vega	10:43.423	15	42.024	8.352	15.281	13.335	13.408		5
6	▼1	149 SRP Racing Team	DEU	Martynyuk Maxim	RUS	CRG / Modena Engines /	10:43.742	15	41.962	8.671	15.180	13.331	13.451		6
7	▲1	146 VRK srl	ITA	Greco Matteo	ITA	VRK / TM / Vega	10:44.470	15	42.088	9.399	15.105	13.483	13.500		7
8	▲3	153 Jesolo Race srl	ITA	Cesetti Sauro	ITA	Jesolo / TM / Vega	10:44.530	15	41.911	9.459	15.161	13.306	13.444		8
9	▼3	147 Energy Corse srl	ITA	Babington Sean	ARE	Energy / Parilla / Vega	10:44.870	15	42.017	9.799	15.295	13.275	13.447		9
10	▲9	116 Di Pietro Giuseppe	CHE	Di Pietro Andrea	CHE	GP Racing / TM / Vega	10:45.303	15	42.004	10.232	15.234	13.302	13.468		10
11	▼2	144 VRK srl	ITA	Medeghini Luciano	ITA	VRK / TM / Vega	10:45.595	15	42.066	10.524	15.202	13.425	13.439		11
12	▲6	151 K-K Racing Team	SVK	Konopka Martin	SVK	MS Kart / TM / Vega	10:45.777	15	42.134	10.706	15.234	13.455	13.445		12
13	▲7	138 Ward Racing	SWE	Fasberg Andreas	DNK	Tony Kart / Vortex / Vega	10:46.078	15	42.047	11.007	15.246	13.359	13.442		13
14	▼12	137 Maranello Kart srl	ITA	Mosca Tommaso	ITA	Maranello / TM / Vega	10:37.596	15	41.766	12.525	15.110	13.299	13.357	+10.000	14
15	▲2	134 Maranello Kart srl	ITA	Palazzetti Simone	ITA	Maranello / TM / Vega	10:48.136	15	42.153	13.065	15.306	13.386	13.461		15
16	▼4	115 Ward Racing	SWE	Hall Philip	SWE	Tony Kart / Vortex / Vega	10:48.672	15	42.038	13.601	15.268	13.323	13.447		16
17	▲6	133 Solgat Motorsport	DEU	Rhyn Rudolf	CHE	BirelArt / TM / Vega	10:52.316	15	42.265	17.245	15.347	13.431	13.487		17
18	▲6	142 CRG Holland	NLD	Sandim Felix	SWE	Zanardi / TM / Vega	10:52.588	15	42.422	17.517	15.326	13.497	13.599		18
19	▲10	103 Ward Racing	SWE	Nilsson Hannes	SWE	Tony Kart / Vortex / Vega	10:52.778	15	42.368	17.707	15.422	13.422	13.524		19
20	▲11	141 Racing Motor DK	DNK	Pedersen Nicolai	DNK	LH / TM / Vega	10:53.008	15	42.489	17.937	15.480	13.467	13.542		20
21	▲6	107 Mach1 Motorsport	DEU	Delrè Thierry	BEL	Mach 1 / Vortex / Vega	10:53.231	15	42.265	18.160	15.344	13.473	13.448		21
22	▲10	128 Speck Lucas	DEU	Speck Lucas	DEU	Mach 1 / Modena Engines	10:54.108	15	42.328	19.037	15.270	13.481	13.577		22
23	▲3	122 Mad-Croc Karting	ITA	Chubarov Ivan	RUS	Croc Promotion / TM / Ve	10:55.235	15	42.251	20.164	15.215	13.460	13.576		23
24	▲11	109 GS Karting	CHE	Meynet Marc Anthony	CHE	Croc Promotion / TM / Ve	11:05.422	15	43.199	30.351	15.615	13.782	13.802		24
25	▲11	127 Victory Racing Team	UKR	Shapovalov Glib	UKR	Energy / TM / Vega	11:07.286	15	43.135	32.215	15.605	13.708	13.822		25
26	▼11	154 Scuderia PCR	ITA	Spinelli Loris	ITA	PCR / TM / Vega	10:12.573	14	42.087	1 Lap	15.288	13.331	13.468		26
27	▲3	139 Fassina Marco	ITA	Fassina Marco	ITA	Maranello / TM / Vega	8:02.685	11	42.435	4 Laps	15.414	13.518	13.503		27
28	≡	132 Braun Oliver	DEU	Braun Oliver	DEU	BirelArt / TM / Vega	8:02.913	11	42.191	4 Laps	15.270	13.434	13.487		28
29	▲5	124 Zubizarreta Mikl Nazabal	ESP	Cobos Arturo	ESP	Intrepid / Modena Engine	8:32.680	11	43.073	4 Laps	15.604	13.748	13.721		29
30	▼17	111 CKR	ITA	Freimann Marc	CHE	CKR / TM / Vega	6:36.269	9	42.295	6 Laps	15.320	13.501	13.474		30
31	▼6	114 Wohlwend Edwin	CHE	Wohlwend Fabienne	LIE	Zanardi / Modena Engines	5:38.495	7	42.684	8 Laps	15.327	13.647	13.710		31
32	▲1	148 TRT srl	ITA	Bergonzini Matteo	ITA	IPK-MAD / Modena Engine	2:20.754	3	43.535	12 Laps	15.828	14.137	13.570		32
33	▼19	126 Pastacaldi Marco	ITA	Pastacaldi Marco	ITA	CRG / TM / Vega	3.475	0		15 Laps					33
34	▼18	105 Prosperi Enrico	ESP	Prosperi Enrico	ESP	CRG / TM / Vega	3.542	0		15 Laps					34
35	▼14	104 Strakka Bhaitech	SWE	Engman Kevin	SWE	Zanardi / TM / Vega	4.083	0		15 Laps					35
36	▼14	119 Mach1 Motorsport	DEU	Greif Toni	DEU	Mach 1 / TM / Vega	3.957	0		15 Laps					36

Leaders : N°150 Lorenzo Lapina (1-15)

Start Time : 28/03 - 13:43:30

Best Lap : N°137 Tommaso Mosca 41.766 87,05 Kph

Weather : Sunny Air : 13°C Track : Secco

Event Record : N°112 Giacomo Pollini 41.502 87,61 Kph

South Garda Karting - Lonato (ITA) 27-29/03/2015

Page 1 / 1

FICr Mantova

Apex Timing



Scan this QR Code for livetiming

Alitest
Test Rapidi per il Latte

Data processing and charts edit
provided by:





KZ2

Qualifying Heats A-B
Lap Chart

For information purposes. No official / regulatory value

	1	2	3	4	5	6	7	8	9	10	11	12	13	14	15	16	17	18	19	20	21	22	23	24	25	26	27	28	29	30	31	32	33	34	35	36
Grid	112	137	150	140	149	147	106	146	144	136	153	115	111	126	154	105	134	151	116	138	104	119	133	142	114	122	107	132	103	139	141	128	148	124	109	127
Start	137	112	150	140	149	147	146	136	153	106	154	111	144	115	126	105	151	116	134	119	104	138	133	142	122	103	139	107	141	132	124	148	109	114	128	127
Lap 1	150	112	137	140	149	147	146	136	153	154	106	111	116	144	134	151	133	142	138	115	103	107	141	139	122	124	148	114	132	109	128	127				
Interval		0.1	0.3	0.2	1.0	0.1	0.0	0.0	0.1	0.1	0.4	0.1	0.1	0.0	0.4	0.1	0.3	0.1	0.2	0.2	0.2	0.1	0.6	0.7	0.1	0.1	0.1	0.2	0.1	0.4	0.3	4.0				
Lap 2	150	112	137	140	149	136	146	147	153	154	106	116	144	151	142	111	133	138	134	115	103	107	141	139	124	148	114	132	122	128	109	127				
Interval		0.4	0.3	0.1	1.3	0.2	0.9	0.3	0.2	0.1	0.2	0.2	0.1	0.6	0.1	0.3	0.1	0.1	0.1	0.1	0.1	0.1	0.2	0.3	0.3	0.1	0.2	0.2	0.1	0.3	0.7	3.6				
Lap 3	150	112	140	137	149	136	146	147	153	106	154	144	116	151	142	111	138	134	115	103	133	141	139	124	148	114	107	132	122	128	109	127				
Interval		0.4	0.4	0.3	1.2	0.2	0.7	0.5	0.3	0.2	0.4	0.3	0.5	0.2	0.9	0.1	0.1	0.1	0.3	0.0	0.2	0.2	0.3	0.3	0.2	0.3	0.3	0.1	0.3	0.2	0.6	3.6				
Lap 4	150	112	140	137	149	136	146	147	153	106	154	144	116	151	111	138	115	134	142	103	133	141	139	132	107	128	109	122	127	124	114					
Interval		0.5	0.2	0.2	1.9	0.3	0.1	0.3	0.3	0.4	0.3	0.4	0.5	0.4	1.1	0.3	0.8	0.4	0.1	0.1	0.1	0.1	0.5	1.3	0.7	0.2	0.1	1.9	1.9	15.1	4.3					
Lap 5	150	140	112	137	136	146	149	147	153	106	154	144	116	151	111	138	115	134	142	103	133	141	139	132	107	128	109	122	127	124	114					
Interval		0.8	0.1	0.1	2.4	0.1	0.2	0.0	0.1	0.2	0.4	0.2	0.6	0.4	1.3	0.3	0.7	0.5	0.5	0.3	0.1	0.2	0.3	0.9	0.9	0.5	0.5	1.5	2.6	15.0	4.1					
Lap 6	150	140	137	112	136	146	147	149	106	154	116	153	144	151	111	138	115	134	142	103	133	141	139	132	107	128	109	122	127	124	114					
Interval		0.8	0.6	0.3	1.9	0.4	0.4	0.1	0.3	0.8	0.3	0.0	0.2	0.1	1.2	0.2	0.4	0.6	1.0	0.3	0.0	0.3	0.1	0.4	1.1	0.8	1.3	0.6	3.3	15.2	3.5					
Lap 7	150	140	137	112	136	146	147	149	106	154	116	153	144	151	111	138	115	134	142	133	103	141	139	132	107	128	122	109	127	124	114					
Interval		0.9	0.6	0.3	2.2	0.3	0.3	0.2	0.3	0.8	0.4	0.2	0.2	0.1	1.0	0.3	0.3	0.6	1.2	0.4	0.1	0.5	0.4	0.0	0.8	1.0	2.1	0.5	3.2	15.2	3.0					
Lap 8	150	140	137	112	136	146	149	147	106	154	116	153	144	151	111	138	115	134	142	133	103	141	139	132	107	128	122	109	127	124						
Interval		0.8	0.7	0.2	2.6	0.4	0.3	0.4	0.2	0.7	0.3	0.2	0.4	0.2	1.1	0.2	0.3	0.6	1.4	0.3	0.2	0.9	0.3	0.1	0.4	1.0	1.9	1.7	3.3	14.9						
Lap 9	150	140	137	112	136	146	149	147	106	154	153	116	144	151	138	134	115	142	141	133	103	141	139	132	107	128	122	109	127	124						
Interval		0.7	0.6	0.2	2.9	0.4	0.2	0.3	0.2	0.8	0.3	0.2	0.4	0.2	1.1	1.6	0.7	0.6	0.4	0.0	0.1	0.8	0.4	0.0	0.2	1.0	1.8	2.7	3.1	14.8						
Lap 10	150	140	137	112	136	146	149	147	106	154	153	116	144	151	138	134	115	142	133	103	141	139	132	107	128	122	109	127	124							
Interval		0.9	0.5	0.2	3.2	0.5	0.2	0.3	0.2	0.8	0.1	0.3	0.4	0.3	1.2	1.6	0.8	0.8	0.5	0.2	0.6	0.3	0.2	0.2	0.2	0.9	1.6	3.8	3.3	14.4						
Lap 11	150	140	137	112	136	146	149	147	106	153	116	154	144	151	138	134	115	142	133	103	141	139	132	107	128	122	109	127	124							
Interval		0.9	0.6	0.1	3.6	0.3	0.1	0.6	0.0	0.8	0.5	0.1	0.2	0.3	1.1	1.7	0.8	1.1	0.5	0.2	0.8	0.2	0.2	0.1	1.1	1.4	5.2	2.9	18.8							
Lap 12	150	140	137	112	136	149	106	146	147	153	116	154	144	151	138	134	115	142	133	103	141	107	128	122	109	127										
Interval		0.9	0.7	0.2	4.4	0.3	0.7	0.1	0.2	0.0	0.2	0.3	0.1	0.3	1.2	1.6	0.9	1.5	0.2	0.1	0.9	0.9	0.6	1.6	6.2	2.9										
Lap 13	150	140	137	112	136	149	106	146	153	116	147	154	144	151	138	134	115	142	133	103	141	107	128	122	109	127										
Interval		1.0	0.8	0.1	4.9	0.1	0.7	0.3	0.2	0.3	0.7	0.2	0.0	0.2	0.8	1.4	1.0	2.0	0.2	0.3	0.6	0.6	0.9	1.3	7.6	2.4										
Lap 14	150	140	112	137	136	106	149	146	153	116	147	144	151	138	134	115	142	133	103	141	107	128	134	122	109	127										
Interval		1.1	1.0	0.2	5.1	0.3	0.7	0.1	0.2	0.2	0.0	0.6	0.4	0.3	1.8	0.5	3.0	0.1	0.2	0.2	0.5	1.0	0.9	0.2	9.1	2.0										
Lap 15	150	140	112	137	136	106	149	146	153	147	116	144	151	138	134	115	133	142	103	141	107	128	122	109	127											
Interval		1.5	0.6	0.2	5.7	0.1	0.3	0.7	0.0	0.3	0.4	0.2	0.1	0.3	2.0	0.5	3.6	0.2	0.1	0.2	0.2	0.8	1.1	10.1	1.8											





KZ2

Qualifying Heats A-B
Analysis

For information purposes. No official / regulatory value

Laps	Sector 1	Sector 2	Sector 3	Lap Time	Laps	Sector 1	Sector 2	Sector 3	Lap Time	Laps	Sector 1	Sector 2	Sector 3	Lap Time
N°103 Hannes Nilsson					5	15.493	13.573	13.492	42.558	N°112 Giacomo Pollini				
1	18.325	14.266	14.125	46.716	6	15.365	13.522	13.469	42.356	1	17.219	13.781	14.229	45.229
2	16.122	14.385	14.091	44.598	7	15.420	13.508	13.446	42.374	2	15.688	13.573	13.603	42.864
3	15.908	13.610	13.793	43.311	8	15.423	13.446	13.534	42.403	3	15.364	13.488	13.517	42.369
4	15.779	13.911	14.089	43.779	9	15.327	13.482	13.585	42.394	4	15.335	13.394	13.466	42.195
5	15.523	13.645	13.750	42.918	10	15.748	13.475	13.431	42.654	5	15.194	13.445	14.018	42.657
6	15.345	13.566	13.763	42.674	11	15.351	13.452	13.557	42.360	6	16.043	13.392	13.426	42.861
7	15.793	13.505	13.472	42.770	12	15.531	13.585	13.641	42.757	7	15.186	13.324	13.350	41.860
8	15.422	13.422	13.524	42.368	13	15.344	13.473	13.448	42.265	8	15.212	13.248	13.343	41.803
9	15.324	13.573	13.818	42.715	14	15.410	13.538	13.464	42.412	9	15.192	13.245	13.361	41.798
10	15.664	13.467	13.546	42.677	15	15.412	13.643	13.637	42.692	10	15.153	13.268	13.401	41.822
11	15.364	13.520	13.500	42.384	N°109 Marc Anthony Meynet					11	15.227	13.285	13.356	41.868
12	15.383	13.521	13.515	42.419	1	19.218	14.854	14.792	48.864	12	15.222	13.447	13.435	42.104
13	15.588	13.499	13.723	42.810	2	16.122	14.219	14.329	44.670	13	15.202	13.333	13.435	41.970
14	15.340	13.665	13.888	42.893	3	16.069	13.837	13.916	43.822	14	15.328	13.524	13.417	42.269
15	15.761	13.721	13.595	43.077	4	15.645	14.095	13.988	43.728	15	15.304	13.450	13.382	42.136
N°106 John Norris					5	15.615	13.782	13.802	43.199	N°114 Fabienne Wohlwend				
1	17.830	14.072	14.009	45.911	6	15.660	13.843	13.873	43.376	1	19.093	14.365	14.544	48.002
2	16.161	13.945	14.421	44.527	7	15.799	13.938	14.167	43.904	2	15.894	13.947	13.970	43.811
3	15.381	13.418	13.544	42.343	8	15.738	13.893	13.898	43.529	3	15.838	14.101	13.674	43.613
4	15.266	13.479	13.473	42.218	9	15.568	13.815	13.898	43.281	4	15.478	13.852	14.360	1:08.690
5	15.156	13.451	13.461	42.068	10	15.712	13.848	13.890	43.450	5	15.647	13.790	13.761	43.198
6	15.489	13.407	13.679	42.575	11	16.004	13.861	13.815	43.680	6	15.429	13.783	13.647	42.859
7	15.244	13.397	13.555	42.196	12	15.686	13.928	13.893	43.507	7	15.327	13.647	13.710	42.684
8	15.305	13.486	13.475	42.266	13	15.706	13.998	14.056	43.760	N°115 Philip Hall				
9	15.281	13.335	13.408	42.024	14	15.890	14.109	13.805	43.804	1	19.264	14.286	14.107	47.657
10	15.317	13.377	13.455	42.149	15	15.738	13.842	13.882	43.462	2	16.213	14.184	14.331	44.728
11	15.344	13.341	13.500	42.185	N°111 Marc Freimann					3	15.649	13.616	14.137	43.402
12	15.570	13.407	13.870	42.847	1	17.616	13.958	14.439	46.013	4	15.610	13.483	14.021	43.114
13	15.391	13.307	13.503	42.201	2	17.684	13.889	14.282	45.855	5	15.229	13.397	13.559	42.185
14	15.267	13.434	13.479	42.180	3	15.501	13.568	14.369	43.438	6	15.268	13.323	13.447	42.038
15	15.318	13.487	13.659	42.464	4	15.477	13.455	13.550	42.482	7	15.411	13.388	13.478	42.277
N°107 Thierry Delrè					5	15.343	13.522	13.504	42.369	8	15.304	13.292	13.576	42.172
1	18.443	14.197	14.143	46.783	6	15.328	13.517	13.496	42.341	9	15.227	13.434	15.529	44.190
2	16.134	14.364	14.045	44.543	7	15.320	13.501	13.474	42.295	10	15.460	13.356	13.478	42.294
3	17.400	14.066	13.835	45.301	8	15.314	13.501	13.488	42.303	11	15.409	13.313	13.450	42.172
4	15.583	14.803	14.211	44.597	9	15.354	13.700	16.754	45.808	12	15.278	13.421	13.641	42.340





KZ2

Qualifying Heats A-B
Analysis

For information purposes. No official / regulatory value

Laps	Sector 1	Sector 2	Sector 3	Lap Time	Laps	Sector 1	Sector 2	Sector 3	Lap Time	Laps	Sector 1	Sector 2	Sector 3	Lap Time
N°116 Andrea Di Pietro														
13	15.330	13.364	13.497	42.191	2	15.939	13.922	13.954	43.815	12	15.270	13.481	13.577	42.328
14	15.291	13.373	13.430	42.094	3	15.909	13.847	13.729	43.485	13	15.343	13.646	13.571	42.560
15	15.424	13.359	13.564	42.347	4	15.533	34.728	14.664	1:04.925	14	15.305	13.606	13.595	42.506
1	17.560	14.094	14.086	45.740	5	15.836	13.834	13.735	43.405	15	15.391	13.567	13.535	42.493
2	15.956	14.567	13.898	44.421	6	15.658	13.920	13.825	43.403	N°132 Oliver Braun				
3	15.497	14.263	13.649	43.409	7	15.722	13.714	13.783	43.219	1	20.009	14.566	14.302	48.877
4	15.299	13.502	13.488	42.289	8	15.663	13.844	13.752	43.259	2	16.036	13.864	13.979	43.879
5	15.209	13.442	13.456	42.107	9	15.604	13.748	13.721	43.073	3	16.012	14.167	13.693	43.872
6	15.209	13.402	13.785	42.396	10	15.612	13.824	13.853	43.289	4	15.789	14.314	13.605	43.708
7	15.296	13.619	13.387	42.302	11	15.629	17.760	14.197	47.586	5	15.338	13.493	13.535	42.366
8	15.234	13.302	13.468	42.004	N°127 Glib Shapovalov					6	15.270	13.434	13.487	42.191
9	15.221	13.370	13.860	42.451	1	17.114	14.115	14.239	45.468	7	15.375	13.576	13.736	42.687
10	15.227	13.358	13.474	42.059	2	15.854	13.940	14.021	43.815	8	15.732	13.470	13.568	42.770
11	15.219	13.376	13.644	42.239	3	15.941	13.920	13.961	43.822	9	15.460	13.536	13.620	42.616
12	15.163	13.352	13.551	42.066	4	15.752	14.114	14.097	43.963	10	15.648	13.430	13.501	42.579
13	15.485	13.449	13.441	42.375	5	15.710	13.943	13.826	43.479	11	15.368	13.551	13.548	42.467
14	15.231	13.554	13.995	42.780	6	15.690	13.735	13.823	43.248	N°133 Rudolf Rhyn				
15	15.840	13.461	13.598	42.899	7	15.703	13.679	13.803	43.185	1	17.989	14.185	14.101	46.275
N°122 Ivan Chubarov					8	15.618	13.838	14.112	43.568	2	15.993	14.082	14.809	44.884
1	19.054	14.399	15.077	48.530	9	15.605	13.708	13.822	43.135	3	16.908	13.581	13.686	44.175
2	17.034	13.744	13.980	44.758	10	15.675	14.132	13.858	43.665	4	15.681	14.073	13.873	43.627
3	16.039	14.165	13.785	43.989	11	15.836	13.655	13.737	43.228	5	15.598	13.640	13.707	42.945
4	15.602	16.590	14.383	46.575	12	15.641	14.052	13.829	43.522	6	15.497	13.517	13.600	42.614
5	15.443	13.548	13.776	42.767	13	15.680	13.804	13.759	43.243	7	15.548	13.483	13.474	42.505
6	15.347	13.544	13.611	42.502	14	15.703	13.724	13.940	43.367	8	15.347	13.431	13.487	42.265
7	15.501	13.620	13.651	42.772	15	15.697	13.774	13.849	43.320	9	15.345	13.587	13.908	42.840
8	15.235	13.459	13.597	42.291	N°128 Lucas Speck					10	15.540	13.507	13.511	42.558
9	15.215	13.460	13.576	42.251	1	19.359	15.535	14.055	48.949	11	15.480	13.440	13.546	42.466
10	15.341	13.489	13.494	42.324	2	15.846	13.780	13.904	43.530	12	15.417	13.463	13.561	42.441
11	15.373	13.442	13.540	42.355	3	15.882	14.343	13.745	43.970	13	15.564	13.500	13.630	42.694
12	15.313	13.569	13.641	42.523	4	15.458	14.617	14.088	44.163	14	15.444	13.658	13.880	42.982
13	15.293	13.444	13.549	42.286	5	15.532	13.647	13.611	42.790	15	15.633	13.558	13.640	42.831
14	15.328	13.450	13.578	42.356	6	15.422	13.586	13.653	42.661	N°134 Simone Palazzetti				
15	15.418	13.459	13.523	42.400	7	15.316	13.630	13.644	42.590	1	17.932	14.035	14.289	46.256
N°124 Arturo Cobos					8	15.303	13.568	13.543	42.414	2	16.129	14.476	14.998	45.603
1	18.947	14.402	14.758	48.107	9	15.251	13.528	13.626	42.405	3	15.583	13.591	14.101	43.275
					10	15.302	13.627	13.588	42.517	4	15.791	13.837	14.216	43.844
					11	15.335	13.579	13.638	42.552					





KZ2

Qualifying Heats A-B
Analysis

For information purposes. No official / regulatory value

Laps	Sector 1	Sector 2	Sector 3	Lap Time
5	15.396	13.391	13.489	42.276
6	15.249	13.409	13.508	42.166
7	15.441	13.437	13.418	42.296
8	15.322	13.376	13.506	42.204
9	15.261	13.351	14.107	42.719
10	15.422	13.363	13.422	42.207
11	15.353	13.421	13.464	42.238
12	15.301	13.403	13.453	42.157
13	15.306	13.386	13.461	42.153
14	15.400	13.416	13.726	42.542
15	15.493	13.408	13.484	42.385

N°136 Lorenzo Giannoni

1	17.446	13.875	14.106	45.427
2	15.970	13.686	13.595	43.251
3	15.423	13.458	13.623	42.504
4	15.397	13.539	13.883	42.819
5	15.293	13.466	13.600	42.359
6	15.411	13.371	13.463	42.245
7	15.328	13.338	13.476	42.142
8	15.407	13.417	13.413	42.237
9	15.335	13.300	13.451	42.086
10	15.303	13.287	13.477	42.067
11	15.405	13.408	13.473	42.286
12	15.521	13.860	13.577	42.958
13	15.458	13.413	13.589	42.460
14	15.663	13.518	13.530	42.711
15	15.465	13.563	13.702	42.730

N°137 Tommaso Mosca

1	52.371	13.950	13.855	1:20.176
2	15.520	13.632	13.729	42.881
3	15.273	13.482	14.043	42.798
4	15.216	13.337	13.432	41.985
5	15.195	13.374	13.667	42.236
6	15.583	13.390	13.406	42.379
7	15.169	13.322	13.420	41.911
8	15.144	13.315	13.437	41.896
9	15.110	13.299	13.357	41.766
10	15.125	13.323	13.360	41.808

Laps	Sector 1	Sector 2	Sector 3	Lap Time
11	15.241	13.280	13.408	41.929
12	15.196	13.461	13.405	42.062
13	15.192	13.367	13.488	42.047
14	15.275	13.958	13.474	42.707
15	15.250	13.423	13.478	42.151

N°138 Andreas Fasberg

1	18.426	14.394	13.974	46.794
2	16.263	14.129	14.285	44.677
3	15.497	13.545	14.196	43.238
4	15.719	13.505	13.489	42.713
5	15.363	13.415	13.527	42.305
6	15.309	13.446	13.560	42.315
7	15.258	13.498	13.607	42.363
8	15.309	13.381	13.523	42.213
9	15.246	13.359	13.442	42.047
10	15.278	13.414	13.517	42.209
11	15.269	13.449	13.502	42.220
12	15.257	13.476	13.508	42.241
13	15.312	13.441	13.532	42.285
14	15.290	13.407	13.529	42.226
15	15.303	13.386	13.443	42.132

N°139 Marco Fassina

1	19.000	14.487	14.721	48.208
2	15.717	14.255	13.779	43.751
3	15.883	13.729	13.808	43.420
4	15.472	14.561	13.705	43.738
5	15.420	13.648	13.734	42.802
6	15.445	13.596	13.590	42.631
7	15.550	13.644	13.913	43.107
8	15.398	13.633	13.624	42.655
9	15.419	13.636	13.661	42.716
10	15.414	13.518	13.503	42.435
11	15.390	13.502	13.567	42.459

N°140 Davide Forè

1	17.284	13.919	13.902	45.105
2	15.485	13.622	13.721	42.828
3	15.267	13.459	13.594	42.320

Laps	Sector 1	Sector 2	Sector 3	Lap Time
4	15.286	13.322	13.414	42.022
5	15.162	13.386	13.687	42.235
6	15.237	13.310	13.469	42.016
7	15.184	13.305	13.402	41.891
8	15.154	13.320	13.381	41.855
9	15.146	13.251	13.426	41.823
10	15.194	13.344	13.374	41.912
11	15.150	13.299	13.407	41.856
12	15.208	13.300	13.446	41.954
13	15.251	13.301	13.419	41.971
14	15.272	13.392	13.523	42.187
15	15.339	13.404	13.784	42.527

N°141 Nicolai Pedersen

1	18.502	14.364	14.465	47.331
2	16.013	14.232	13.911	44.156
3	16.096	13.624	13.738	43.458
4	15.630	14.244	13.681	43.555
5	15.586	13.710	13.708	43.004
6	15.467	13.575	13.738	42.780
7	15.579	13.585	13.696	42.860
8	15.486	13.590	13.656	42.732
9	15.439	13.562	13.665	42.666
10	15.480	13.467	13.542	42.489
11	15.479	13.521	13.514	42.514
12	15.447	13.522	13.557	42.526
13	15.410	13.551	13.579	42.540
14	15.407	13.481	13.625	42.513
15	15.679	13.777	13.582	43.038

N°142 Felix Sandim

1	17.866	14.230	14.010	46.106
2	16.126	14.004	14.109	44.239
3	15.558	13.675	14.442	43.675
4	15.877	13.869	14.645	44.391
5	15.537	13.618	13.548	42.703
6	15.444	13.645	13.605	42.694
7	15.374	13.499	13.556	42.429
8	15.326	13.497	13.599	42.422
9	15.448	13.505	13.744	42.697





KZ2

Qualifying Heats A-B
Analysis

For information purposes. No official / regulatory value

Laps	Sector 1	Sector 2	Sector 3	Lap Time	Laps	Sector 1	Sector 2	Sector 3	Lap Time	Laps	Sector 1	Sector 2	Sector 3	Lap Time
10	15.435	13.461	13.587	42.483	N°147 Sean Babington					N°150 Lorenzo Lapina				
11	15.391	13.488	13.615	42.494	1	17.071	14.029	14.509	45.609	1	17.163	13.697	13.893	44.753
12	15.431	13.586	13.716	42.733	2	16.379	14.002	14.299	44.680	2	15.578	13.488	13.516	42.582
13	15.518	13.565	13.600	42.683	3	15.491	13.423	13.513	42.427	3	15.381	13.409	13.498	42.288
14	15.441	13.766	13.871	43.078	4	15.179	13.395	13.481	42.055	4	15.288	13.392	13.441	42.121
15	15.993	13.597	13.658	43.248	5	15.234	13.448	13.673	42.355	5	15.251	13.360	13.560	42.171
N°144 Luciano Medeghini					6	15.535	13.440	13.601	42.576	6	15.247	13.340	13.415	42.002
1	18.118	14.007	14.080	46.205	7	15.239	13.406	13.425	42.070	7	15.172	13.348	13.368	41.888
2	16.034	14.503	13.972	44.509	8	15.330	13.879	13.417	42.626	8	15.208	13.293	13.364	41.865
3	15.446	13.716	13.553	42.715	9	15.295	13.275	13.447	42.017	9	15.197	13.347	13.389	41.933
4	15.347	13.426	13.432	42.205	10	15.285	13.382	13.466	42.133	10	15.166	13.290	13.320	41.776
5	15.202	13.425	13.439	42.066	11	15.296	13.443	13.670	42.409	11	15.189	13.282	13.392	41.863
6	15.515	13.456	14.396	43.367	12	15.776	13.366	14.081	43.223	12	15.190	13.330	13.347	41.867
7	15.364	13.646	13.513	42.523	13	16.111	13.672	13.604	43.387	13	15.170	13.331	13.412	41.913
8	15.356	13.376	13.397	42.129	14	15.325	13.308	13.445	42.078	14	15.327	13.349	13.400	42.076
9	15.311	13.520	13.364	42.195	15	15.639	13.317	13.506	42.462	15	15.274	13.426	13.415	42.115
10	15.199	13.445	13.424	42.068	N°148 Matteo Bergonzini					N°151 Martin Konopka				
11	15.257	13.556	13.447	42.260	1	18.919	14.512	14.588	48.019	1	18.302	14.063	14.130	46.495
12	15.334	13.419	13.422	42.175	2	15.989	13.995	13.892	43.876	2	15.805	14.286	14.470	44.561
13	15.541	13.598	13.707	42.846	3	15.828	14.137	13.570	43.535	3	15.476	13.666	13.680	42.822
14	15.402	13.466	13.565	42.433	N°149 Maxim Martynyuk					4	15.350	13.640	13.491	42.481
15	15.495	13.449	13.555	42.499	1	17.193	13.903	14.646	45.742	5	15.231	13.452	13.471	42.154
N°146 Matteo Greco					2	15.693	13.474	13.976	43.143	6	15.245	13.468	13.669	42.382
1	17.058	14.051	14.293	45.402	3	15.401	13.526	13.586	42.513	7	15.456	13.722	13.398	42.576
2	16.499	13.733	14.079	44.311	4	15.375	13.750	13.654	42.779	8	15.331	13.455	13.420	42.206
3	15.375	13.413	13.478	42.266	5	15.219	13.492	14.449	43.160	9	15.290	13.488	13.449	42.227
4	15.095	13.483	13.671	42.249	6	15.382	13.563	13.802	42.747	10	15.234	13.455	13.445	42.134
5	15.254	13.537	13.586	42.377	7	15.296	13.437	13.449	42.182	11	15.329	13.477	13.492	42.298
6	15.410	13.524	13.533	42.467	8	15.180	13.331	13.451	41.962	12	15.318	13.412	13.461	42.191
7	15.105	13.483	13.500	42.088	9	15.125	13.399	13.508	42.032	13	15.362	13.629	13.702	42.693
8	15.217	13.542	13.523	42.282	10	15.195	13.468	13.513	42.176	14	15.591	13.570	13.487	42.648
9	15.224	13.497	13.435	42.156	11	15.259	13.349	13.453	42.061	15	15.357	13.388	13.483	42.228
10	15.200	13.466	13.483	42.149	12	15.210	13.849	13.700	42.759	N°153 Sauro Cesetti				
11	15.168	13.501	13.441	42.110	13	15.294	13.447	13.465	42.206	1	17.378	13.962	14.045	45.385
12	15.259	14.453	14.170	43.882	14	15.669	13.665	14.429	43.763	2	16.471	13.747	14.434	44.652
13	15.446	13.421	13.500	42.367	15	15.192	13.363	13.436	41.991	3	15.465	13.573	13.516	42.554
14	15.198	13.476	14.142	42.816						4	15.203	13.355	13.457	42.015
15	15.355	13.481	13.734	42.570										





KZ2

Qualifying Heats A-B
Analysis

For information purposes. No official / regulatory value

Laps	Sector 1	Sector 2	Sector 3	Lap Time
5	15.145	13.403	13.684	42.232
6	15.557	14.079	14.499	44.135
7	15.336	13.671	13.496	42.503
8	15.198	13.315	13.470	41.983
9	15.161	13.306	13.444	41.911
10	15.192	13.336	13.467	41.995
11	15.257	13.348	13.392	41.997
12	15.166	13.501	13.757	42.424
13	15.509	13.356	13.427	42.292
14	15.221	13.361	14.253	42.835
15	15.376	13.402	13.603	42.381

N°154 Loris Spinelli

1	17.398	13.993	14.031	45.422
2	16.626	13.988	14.088	44.702
3	15.426	14.041	13.535	43.002
4	15.301	13.313	13.539	42.153
5	15.291	13.409	13.497	42.197
6	15.351	13.607	14.019	42.977
7	15.333	13.412	13.450	42.195
8	15.283	13.384	13.473	42.140
9	15.288	13.331	13.468	42.087
10	15.301	13.409	13.507	42.217
11	15.295	13.700	13.940	42.935
12	15.370	13.399	13.494	42.263
13	15.580	13.630	13.749	42.959
14	15.742	18.023	18.215	51.980






KZ2

Qualifying Heats A-B
Starting Grid

Document 28 OFFICIAL

127	Shapovalov Glib Energy / TM / Vega	 43.379	18	109	Meynet Marc Anthony Croc Promotion / TM / Vega	 43.277
124	Cobos Arturo Intrepid / Modena Engines / Vega	 42.590	17	148	Bergonzini Matteo IPK-MAD / Modena Engines / Vega	 42.516
128	Speck Lucas Mach 1 / Modena Engines / Vega	 42.404	16	141	Pedersen Nicolai LH / TM / Vega	 42.353
139	Fassina Marco Maranello / TM / Vega	 42.324	15	103	Nilsson Hannes Tony Kart / Vortex / Vega	 42.317
132	Braun Oliver BirelArt / TM / Vega	 42.295	14	107	Delrè Thierry Mach 1 / Vortex / Vega	 42.292
122	Chubarov Ivan Croc Promotion / TM / Vega	 42.258	13	114	Wohlwend Fabienne Zanardi / Modena Engines / Vega	 42.235
142	Sandim Felix Zanardi / TM / Vega	 42.206	12	133	Rhyn Rudolf BirelArt / TM / Vega	 42.192
119	Greif Toni Mach 1 / TM / Vega	 42.181	11	104	Engman Kevin Zanardi / TM / Vega	 42.163
138	Fasberg Andreas Tony Kart / Vortex / Vega	 42.121	10	116	Di Pietro Andrea GP Racing / TM / Vega	 42.107
151	Konopka Martin MS Kart / TM / Vega	 42.106	9	134	Palazzetti Simone Maranello / TM / Vega	 42.055
105	Prosperi Enrico CRG / TM / Vega	 41.987	8	154	Spinelli Loris PCR / TM / Vega	 41.986
126	Pastacaldi Marco CRG / TM / Vega	 41.961	7	111	Freimann Marc CKR / TM / Vega	 41.957
115	Hall Philip Tony Kart / Vortex / Vega	 41.891	6	153	Cesetti Sauro Jesolo / TM / Vega	 41.864
136	Giannoni Lorenzo Maranello / TM / Vega	 41.853	5	144	Medeghini Luciano VRK / TM / Vega	 41.828
146	Greco Matteo VRK / TM / Vega	 41.794	4	106	Norris John Mach 1 / TM / Vega	 41.756
147	Babington Sean Energy / Parilla / Vega	 41.656	3	149	Martynyuk Maxim CRG / Modena Engines / Vega	 41.655
140	Forè Davide CRG / TM / Vega	 41.634	2	150	Lapina Lorenzo Italcorse / Modena Engines / Vega	 41.626
137	Mosca Tommaso Maranello / TM / Vega	 41.561	1	112	Pollini Giacomo CKR / TM / Vega	 41.502

POLE POSITION



Start : 28/03 - 13:40 15 Laps = 15,150 Km

South Garda Karting - Lonato (ITA) 27-29/03/2015

FICr Mantova

Page 1 / 1

Apex Timing 



Scan this QR Code for livetiming

Alitest
 Test Rapidi per il Latte

Data processing and charts edit
 provided by:





KZ2

Qualifying Practices Merge (QP)

Document 45 OFFICIAL

Results

Rnk	N°	Entrant	Nat	Driver	Nat	QP-G1	QP-G2	Time	Gap	Group
1	112	CKR	ITA	Pollini Giacomo	ITA	41.502	-	41.502		A
2	137	Maranello Kart srl	ITA	Mosca Tommaso	ITA	-	41.561	41.561	0.059	B
3	118	GForceRacing	ITA	Tilloca Luca	ITA	-	41.623	41.623	0.121	C
4	150	Italcorse	ITA	Lapina Lorenzo	ITA	-	41.626	41.626	0.124	A
5	140	Renda Motorsport	ITA	Forè Davide	ITA	41.634	-	41.634	0.132	B
6	135	Maranello Kart srl	ITA	Dante Massimo	ITA	41.635	-	41.635	0.133	C
7	149	SRP Racing Team	DEU	Martynyuk Maxim	DEU	41.655	-	41.655	0.153	A
8	147	Energy Corse srl	ITA	Babington Sean	ITA	41.656	-	41.656	0.154	B
9	108	KSM Racing Team	DEU	Schmitz Alexander	DEU	-	41.658	41.658	0.156	C
10	106	Mach1 Motorsport	DEU	Norris John	DEU	-	41.756	41.756	0.254	A
11	146	VRK srl	ITA	Greco Matteo	ITA	-	41.794	41.794	0.292	B
12	130	TK Racing	DNK	Bild Mads	DNK	-	41.818	41.818	0.316	C
13	144	VRK srl	ITA	Medeghini Luciano	ITA	41.828	-	41.828	0.326	A
14	136	Maranello Kart srl	ITA	Giannoni Lorenzo	ITA	41.853	-	41.853	0.351	B
15	101	Maranello Kart srl	ITA	Bernadotto Enrico	ITA	41.857	-	41.857	0.355	C
16	153	Jesolo Race srl	ITA	Cesetti Sauro	ITA	-	41.864	41.864	0.362	A
17	115	Ward Racing	SWE	Hall Philip	SWE	-	41.891	41.891	0.389	B
18	129	Sanna Davide	ITA	Sanna Davide	ITA	41.902	-	41.902	0.400	C
19	111	CKR	ITA	Freimann Marc	ITA	-	41.957	41.957	0.455	A
20	126	Pastacaldi Marco	ITA	Pastacaldi Marco	ITA	41.961	-	41.961	0.459	B
21	125	Tanko Jon	ESP	Tanko Jon	ESP	41.962	-	41.962	0.460	C
22	154	Scuderia PCR	ITA	Spinelli Loris	ITA	41.986	-	41.986	0.484	A
23	105	Prosperi Enrico	ITA	Prosperi Enrico	ITA	41.987	-	41.987	0.485	B
24	143	Gerber Team Corse	ITA	Di Giuseppe Patrick	ITA	41.998	-	41.998	0.496	C
25	134	Maranello Kart srl	ITA	Palazzetti Simone	ITA	-	42.055	42.055	0.553	A
26	151	K-K Racing Team	CZE	Konopka Martin	CZE	42.106	-	42.106	0.604	B
27	145	VRK srl	ITA	Iannaccone Armando	ITA	42.106	-	42.106	0.604	C
28	116	Di Pietro Giuseppe	ITA	Di Pietro Andrea	ITA	-	42.107	42.107	0.605	A
29	138	Ward Racing	DEU	Fasberg Andreas	DEU	42.121	-	42.121	0.619	B
30	131	TB Motorsport	DEU	Schmidt Dominik	DEU	-	42.153	42.153	0.651	C
31	104	Strakka Bhaitech	SWE	Engman Kevin	SWE	-	42.163	42.163	0.661	A
32	119	Mach1 Motorsport	DEU	Greif Toni	DEU	42.181	-	42.181	0.679	B
33	120	WK Motorsport	DEU	Korbela Lukas	DEU	-	42.184	42.184	0.682	C
34	133	Solgat Motorsport	ITA	Rhyn Rudolf	ITA	-	42.192	42.192	0.690	A
35	142	CRG Holland	ITA	Sandim Felix	ITA	-	42.206	42.206	0.704	B
36	110	GP Racing	ITA	Bottiroli Antoine	ITA	-	42.231	42.231	0.729	C
37	114	Wohlwend Edwin	ITA	Wohlwend Fabienne	LIE	-	42.235	42.235	0.733	A
38	122	Mad-Croc Karting	ITA	Chubarov Ivan	ITA	-	42.258	42.258	0.756	B
39	152	Loidl Max	ITA	Loidl Max	ITA	-	42.261	42.261	0.759	C
40	107	Mach1 Motorsport	DEU	Delrè Thierry	DEU	42.292	-	42.292	0.790	A
41	132	Braun Oliver	ITA	Braun Oliver	ITA	42.295	-	42.295	0.793	B
42	123	Piven Ivan	ITA	Sovych Oleksandr	ITA	42.300	-	42.300	0.798	C
43	103	Ward Racing	SWE	Nilsson Hannes	SWE	42.317	-	42.317	0.815	A
44	139	Fassina Marco	ITA	Fassina Marco	ITA	-	42.324	42.324	0.822	B
45	155	Energy Corse srl	ITA	Aushev Mukharbek	ITA	42.332	-	42.332	0.830	C
46	141	Racing Motor DK	DNK	Pedersen Nicolai	DNK	-	42.353	42.353	0.851	A
47	128	Speck Lucas	DEU	Speck Lucas	DEU	42.404	-	42.404	0.902	B
48	121	Mad-Croc Karting	ITA	Valiullin Murat	ITA	42.502	-	42.502	1.000	C
49	148	TRT srl	ITA	Bergonzini Matteo	ITA	-	42.516	42.516	1.014	A
50	124	Zubizarreta Mikl Nazabal	ESP	Cobos Arturo	ESP	-	42.590	42.590	1.088	B
51	102	Biasca Filippo	ITA	Bianchi Giacomo	ITA	-	42.629	42.629	1.127	C
52	109	GS Karting	ITA	Meynet Marc Anthony	ITA	43.277	-	43.277	1.775	A
53	127	Victory Racing Team	ITA	Shapovalov Glib	ITA	43.379	-	43.379	1.877	B

Gap Between Series : 100.14%





KZ2

Qualifying Practices - Group 2 (QP-G2)
Results

Document 19 OFFICIAL

Rnk	N°	Entrant	Nat	Driver	Nat	Equipment	Sector 1	Sector 2	Sector 3	Time	Gap	Laps
1	137	Maranello Kart srl	ITA	Mosca Tommaso	ITA	Maranello / TM / Vega	15.022	13.168	13.371	41.561		7
2	118	GForceRacing	ITA	Tilloca Luca	ITA	Intrepid / Modena Engines / Vega	15.065	13.179	13.379	41.623	0.062	9
3	150	Italcorse	ITA	Lapina Lorenzo	ITA	Italcorse / Modena Engines / Vega	15.080	13.202	13.344	41.626	0.065	9
4	108	KSM Racing Team	DEU	Schmitz Alexander	DEU	Tony Kart / Vortex / Vega	15.078	13.242	13.338	41.658	0.097	5
5	106	Mach1 Motorsport	DEU	Norris John	IRL	Mach 1 / TM / Vega	15.146	13.262	13.348	41.756	0.195	9
6	146	VRK srl	ITA	Greco Matteo	ITA	VRK / TM / Vega	15.023	13.338	13.433	41.794	0.233	8
7	130	TK Racing	DNK	Bild Mads	DNK	Energy / Vortex / Vega	15.104	13.318	13.396	41.818	0.257	11
8	153	Jesolo Race srl	ITA	Cesetti Sauro	ITA	Jesolo / TM / Vega	15.214	13.261	13.389	41.864	0.303	12
9	115	Ward Racing	SWE	Hall Philip	SWE	Tony Kart / Vortex / Vega	15.215	13.224	13.452	41.891	0.330	12
10	111	CKR	ITA	Freimann Marc	CHE	CKR / TM / Vega	15.224	13.341	13.392	41.957	0.396	11
11	134	Maranello Kart srl	ITA	Palazzetti Simone	ITA	Maranello / TM / Vega	15.247	13.332	13.476	42.055	0.494	12
12	116	Di Pietro Giuseppe	CHE	Di Pietro Andrea	CHE	GP Racing / TM / Vega	15.266	13.356	13.485	42.107	0.546	10
13	131	TB Motorsport	DEU	Schmidt Dominik	DEU	CRG / Modena Engines / Vega	15.212	13.440	13.501	42.153	0.592	11
14	104	Strakka Bhaitech	SWE	Engman Kevin	SWE	Zanardi / TM / Vega	15.361	13.327	13.475	42.163	0.602	11
15	120	WK Motorsport	POL	Korbela Lukas	POL	Zanardi / TM / Vega	15.273	13.430	13.481	42.184	0.623	13
16	133	Solgat Motorsport	DEU	Rhyn Rudolf	CHE	BirelArt / TM / Vega	15.262	13.396	13.534	42.192	0.631	12
17	142	CRG Holland	NLD	Sandim Felix	SWE	Zanardi / TM / Vega	15.297	13.382	13.527	42.206	0.645	9
18	110	GP Racing	ITA	Bottiroli Antoine	CHE	GP Racing / TM / Vega	15.264	13.418	13.549	42.231	0.670	9
19	114	Wohlwend Edwin	CHE	Wohlwend Fabienne	LIE	Zanardi / Modena Engines / Vega	15.266	13.371	13.598	42.235	0.674	14
20	122	Mad-Croc Karting	ITA	Chubarov Ivan	RUS	Croc Promotion / TM / Vega	15.220	13.467	13.571	42.258	0.697	13
21	152	Loidl Max	AUT	Loidl Max	AUT	DR / TM / Vega	15.292	13.436	13.533	42.261	0.700	12
22	139	Fassina Marco	ITA	Fassina Marco	ITA	Maranello / TM / Vega	15.312	13.495	13.517	42.324	0.763	12
23	141	Racing Motor DK	DNK	Pedersen Nicolai	DNK	LH / TM / Vega	15.403	13.437	13.513	42.353	0.792	11
24	148	TRT srl	ITA	Bergonzini Matteo	ITA	IPK-MAD / Modena Engines / Vega	15.423	13.579	13.514	42.516	0.955	10
25	124	Zubizarreta Miki Nazabal	ESP	Cobos Arturo	ESP	Intrepid / Modena Engines / Vega	15.421	13.556	13.613	42.590	1.029	8
26	102	Biasca Filippo	CHE	Bianchi Giacomo	CHE	Energy / TM / Vega	15.384	13.511	13.734	42.629	1.068	13

Start Time : 28/03 - 10:55:57

Best Lap : N°137 Tommaso Mosca

41.561 87,48 Kph

Weather : Sunny Air : 13°C Track : Secco

Event Record : N°112 Giacomo Pollini

41.502 87,61 Kph

South Garda Karting - Lonato (ITA) 27-29/03/2015

Page 1 / 1

FiCr Mantova

Apex Timing



Scan this QR Code for livetiming

Alitest
Test Rapidi per il Latte

Data processing and charts edit provided by:





KZ2

Qualifying Practices - Group 2 (QP-G2)

For information purposes. No official / regulatory value

Best Sectors Analysis

S1			S2			S3			Ideal Lap Times						
Rnk	N°	Time	Rnk	N°	Time	Rnk	N°	Time	Rnk	N°	Driver	Nat	Ideal Lap	Best Lap	Diff.
1	137	15.022	1	137	13.168	1	150	13.286	1	137	Tommaso Mosca	ITA	41.557	41.561	0.004
2	146	15.023	2	118	13.179	2	118	13.330	2	150	Lorenzo Lapina	ITA	41.558	41.626	0.068
3	118	15.064	3	150	13.192	3	108	13.338	3	118	Luca Tilloca	ITA	41.573	41.623	0.050
4	108	15.078	4	115	13.224	4	106	13.348	4	108	Alexander Schmitz	DEU	41.658	41.658	
5	150	15.080	5	106	13.237	5	137	13.367	5	106	John Norris	IRL	41.721	41.756	0.035
6	130	15.104	6	108	13.242	6	153	13.383	6	146	Matteo Greco	ITA	41.752	41.794	0.042
7	153	15.121	7	153	13.261	7	111	13.392	7	153	Sauro Cesetti	ITA	41.765	41.864	0.099
8	106	15.136	8	111	13.296	8	130	13.396	8	130	Mads Bild	DNK	41.818	41.818	
9	114	15.161	9	134	13.300	9	146	13.418	9	115	Philip Hall	SWE	41.823	41.891	0.068
10	134	15.167	10	146	13.311	10	115	13.430	10	134	Simone Palazzetti	ITA	41.912	42.055	0.143
11	115	15.169	11	130	13.318	11	114	13.437	10	111	Marc Freimann	CHE	41.912	41.957	0.045
12	122	15.206	12	104	13.327	12	134	13.445	12	114	Fabienne Wohlwend	LIE	41.969	42.235	0.266
13	131	15.212	13	116	13.353	13	116	13.474	13	104	Kevin Engman	SWE	42.034	42.163	0.129
14	111	15.224	14	114	13.371	14	104	13.475	14	116	Andrea Di Pietro	CHE	42.093	42.107	0.014
15	104	15.232	15	142	13.382	15	120	13.481	15	131	Dominik Schmidt	DEU	42.132	42.153	0.021
16	152	15.238	16	141	13.387	16	141	13.483	16	120	Lukas Korbela	POL	42.153	42.184	0.031
17	133	15.256	17	133	13.396	17	139	13.485	17	152	Max Loidl	AUT	42.166	42.261	0.095
18	110	15.259	18	120	13.399	18	142	13.499	18	133	Rudolf Rhyh	CHE	42.175	42.192	0.017
19	116	15.266	19	122	13.416	19	152	13.501	19	142	Felix Sandim	SWE	42.178	42.206	0.028
20	120	15.273	20	110	13.418	19	131	13.501	20	110	Antoine Bottiroli	CHE	42.181	42.231	0.050
21	102	15.295	21	131	13.419	21	110	13.504	21	122	Ivan Chubarov	RUS	42.186	42.258	0.072
22	142	15.297	22	152	13.427	22	148	13.514	22	139	Marco Fassina	ITA	42.225	42.324	0.099
23	139	15.312	23	139	13.428	23	133	13.523	23	141	Nicolai Pedersen	DNK	42.249	42.353	0.104
24	141	15.379	24	102	13.450	24	122	13.564	24	102	Giacomo Bianchi	CHE	42.369	42.629	0.260
25	124	15.421	25	148	13.481	25	124	13.613	25	148	Matteo Bergonzini	ITA	42.418	42.516	0.098
26	148	15.423	26	124	13.489	26	102	13.624	26	124	Arturo Cobos	ESP	42.523	42.590	0.067





KZ2

Qualifying Practices - Group 2 (QP-G2)

Analysis

For information purposes. No official / regulatory value

Laps	Sector 1	Sector 2	Sector 3	Lap Time	Laps	Sector 1	Sector 2	Sector 3	Lap Time	Laps	Sector 1	Sector 2	Sector 3	Lap Time
N°102 Giacomo Bianchi					N°108 Alexander Schmitz					N°115 Philip Hall				
1	18.495	14.585	14.355	47.435	1	17.721	14.879	14.389	46.989	9	15.220	13.627	13.499	42.346
2	15.911	13.792	13.907	43.610	2	15.789	14.965	14.145	44.899	10	15.302	13.582	13.554	42.438
3	15.692	13.816	13.943	43.451	3	15.271	13.359	13.519	42.149	11	15.266	13.371	13.598	42.235
4	15.948	13.621	13.624	43.193	4	15.142	13.287	13.358	41.787	12	15.270	13.599	13.685	42.554
5	15.568	13.688	13.701	42.957	5	15.078	13.242	13.338	41.658	13	15.232	13.562	13.781	42.575
6	15.357	13.482	18.321	47.160						14	15.257	13.620	13.675	42.552
7	19.758	16.120	13.731	49.609	N°110 Antoine Bottiroli					1	17.916	15.559	16.571	50.046
8	15.511	13.611	13.889	43.011	1	19.398	17.301	19.892	56.591	2	15.744	13.532	13.667	42.943
9	15.384	13.511	13.734	42.629	2	17.089	13.819	14.218	45.126	3	15.289	13.338	13.506	42.133
10	15.295	13.450	21.184	49.929	3	15.431	13.631	13.679	42.741	4	15.174	13.304	13.438	41.916
11	20.680	13.662	13.741	48.083	4	15.259	13.576	13.624	42.459	5	15.176	13.322	13.443	41.941
12	15.474	13.529	13.743	42.746	5	15.269	13.476	13.504	42.249	6	15.169	13.730	13.987	42.886
13	15.447	13.609	17.735	46.791	6	15.264	13.418	13.549	42.231	7	15.219	14.864	14.604	44.687
N°104 Kevin Engman					N°111 Marc Freimann					N°116 Andrea Di Pietro				
1	20.028	16.074	15.891	51.993	1	17.517	16.413	20.078	54.008	1	19.239	17.604	19.823	56.666
2	17.099	13.974	13.906	44.979	2	18.204	15.097	14.276	47.577	2	19.076	14.916	14.256	48.248
3	15.564	13.492	13.598	42.654	3	15.520	13.438	13.617	42.575	3	15.481	13.542	13.681	42.704
4	15.342	13.429	14.104	42.875	4	15.327	13.321	13.513	42.161	4	15.369	13.353	13.493	42.215
5	15.232	13.355	13.801	42.388	5	15.348	13.319	13.438	42.105	5	15.319	13.359	13.514	42.192
6	15.255	13.425	13.551	42.231	6	15.224	13.341	13.392	41.957	6	15.266	13.356	13.485	42.107
7	15.250	13.439	13.588	42.277	7	15.277	13.296	13.450	42.023	7	15.295	13.365	13.521	42.181
8	15.361	13.327	13.475	42.163	8	15.277	13.296	13.450	42.023	8	15.270	13.428	13.474	42.172
9	15.324	13.462	13.590	42.376	9	15.328	13.400	13.506	42.234	9	15.332	13.361	13.556	42.249
10	15.347	13.360	13.607	42.314	10	15.328	13.400	13.506	42.234	10	15.490	13.528	13.790	42.808
11	15.443	13.492	13.554	42.489	11	15.340	19.031	14.757	49.128	N°118 Luca Tilloca				
N°106 John Norris					N°114 Fabienne Wohlwend					N°118 Luca Tilloca				
1	17.159	14.804	15.935	47.898	1	18.132	15.180	15.147	48.459	1	19.699	16.139	16.349	52.187
2	16.960	14.126	13.736	44.822	2	16.822	14.532	14.358	45.712	2	16.999	13.918	13.720	44.637
3	15.227	13.404	13.561	42.192	3	16.132	14.348	14.204	44.684	3	15.336	13.252	13.415	42.003
4	15.295	13.350	13.487	42.132	4	15.623	13.776	13.685	43.084	4	15.064	13.271	13.361	41.696
5	15.146	13.262	13.348	41.756	5	15.312	13.501	13.556	42.369	5	15.065	13.179	13.379	41.623
6	15.136	13.237	13.425	41.798	6	15.186	13.640	13.539	42.365	6	15.118	13.256	13.374	41.748
7	15.162	13.305	13.497	41.964	7	15.242	13.563	13.496	42.301					
8	15.235	13.345	13.716	42.296	8	15.161	13.704	13.437	42.302					
9	15.259	13.421	13.459	42.139										





KZ2

Qualifying Practices - Group 2 (QP-G2)

Analysis

For information purposes. No official / regulatory value

Laps	Sector 1	Sector 2	Sector 3	Lap Time	Laps	Sector 1	Sector 2	Sector 3	Lap Time	Laps	Sector 1	Sector 2	Sector 3	Lap Time
7	18.534	15.192	13.480	47.206	6	15.443	13.640	13.645	42.728	10	15.395	13.533	16.501	45.429
8	15.208	13.189	13.330	41.727	7	15.497	13.489	13.651	42.637	11	16.919	14.296	13.604	44.819
9	15.200	13.221	13.391	41.812	8	15.496	13.697	13.827	43.020	12	15.373	13.488	13.669	42.530
N°120 Lukas Korbela					N°130 Mads Bild					N°134 Simone Palazzetti				
1	18.691	14.805	14.573	48.069	1	16.970	13.967	15.540	46.477	1	20.250	17.725	16.738	54.713
2	16.448	14.798	14.182	45.428	2	16.383	14.007	13.774	44.164	2	17.425	14.665	16.334	48.424
3	15.623	13.562	13.742	42.927	3	15.297	13.416	13.508	42.221	3	16.817	13.951	13.812	44.580
4	15.408	13.591	13.677	42.676	4	15.150	13.419	13.532	42.101	4	15.383	13.382	13.612	42.377
5	15.351	13.451	13.543	42.345	5	15.135	13.345	13.407	41.887	5	15.167	13.392	13.604	42.163
6	15.273	13.430	13.481	42.184	6	15.104	13.318	13.396	41.818	6	15.205	13.326	13.876	42.407
7	15.364	13.401	13.559	42.324	7	15.158	13.472	13.478	42.108	7	19.278	18.356	13.575	51.209
8	15.366	13.461	13.606	42.433	8	15.312	13.511	13.483	42.306	8	15.351	13.384	13.484	42.219
9	15.363	13.490	13.545	42.398	9	15.257	13.474	16.401	45.132	9	15.247	13.332	13.476	42.055
10	15.507	13.558	14.602	43.667	10	15.929	13.545	13.478	42.952	10	15.467	13.381	13.460	42.308
11	15.464	13.461	13.608	42.533	11	15.203	13.463	13.681	42.347	11	15.454	13.300	13.445	42.199
12	15.323	13.434	13.504	42.261	N°131 Dominik Schmidt					12	15.299	13.394	13.449	42.142
13	15.449	13.399	13.549	42.397	1	17.788	14.887	14.232	46.907	N°137 Tommaso Mosca				
N°122 Ivan Chubarov					2	16.254	14.705	14.106	45.065	1	18.712	15.780	15.013	49.505
1	16.721	16.342	14.555	47.618	3	15.546	13.587	13.684	42.817	2	17.830	14.354	14.131	46.315
2	18.495	15.806	14.574	48.875	4	15.360	13.555	13.566	42.481	3	15.379	13.352	13.525	42.256
3	15.723	13.814	13.824	43.361	5	15.256	13.451	13.522	42.229	4	15.141	13.242	13.378	41.761
4	15.393	13.542	13.746	42.681	6	15.212	13.440	13.501	42.153	5	15.022	13.168	13.371	41.561
5	15.311	13.606	13.581	42.498	7	15.244	15.423	15.265	45.932	6	15.067	13.211	13.372	41.650
6	15.247	13.515	13.589	42.351	8	15.565	13.761	13.558	42.884	7	15.075	13.300	13.367	41.742
7	15.220	13.467	13.571	42.258	9	15.310	13.419	13.531	42.260	N°139 Marco Fassina				
8	15.321	14.951	13.587	43.859	10	15.348	13.437	13.546	42.331	1	18.322	15.580	15.220	49.122
9	15.206	13.524	13.564	42.294	11	15.406	13.457	13.685	42.548	2	17.642	15.272	15.685	48.599
10	15.334	13.475	13.590	42.399	N°133 Rudolf Rhyn					3	15.730	13.720	13.682	43.132
11	15.349	13.461	15.804	44.614	1	18.106	16.565	15.227	49.898	4	15.364	13.514	13.600	42.478
12	15.293	13.416	13.637	42.346	2	16.897	15.167	14.573	46.637	5	15.404	13.446	13.594	42.444
13	15.373	13.492	13.650	42.515	3	15.567	13.628	13.618	42.813	6	15.340	13.517	13.485	42.342
N°124 Arturo Cobos					4	15.256	13.469	13.531	42.256	7	15.312	13.495	13.517	42.324
1	19.338	16.481	15.778	51.597	5	15.262	13.396	13.534	42.192	8	15.491	15.105	16.860	47.456
2	17.402	16.169	14.526	48.097	6	15.270	13.727	13.533	42.530	9	15.501	13.428	13.553	42.482
3	16.715	13.882	13.745	44.342	7	15.303	13.436	13.523	42.262	10	15.488	13.489	13.533	42.510
4	15.550	13.746	13.744	43.040	8	15.361	14.419	13.567	43.347	11	17.540	16.408	13.781	47.729
5	15.421	13.556	13.613	42.590	9	15.395	13.416	13.585	42.396	12	15.405	13.533	14.951	43.889





KZ2

Qualifying Practices - Group 2 (QP-G2)

Analysis

For information purposes. No official / regulatory value

Laps	Sector 1	Sector 2	Sector 3	Lap Time
N°141 Nicolai Pedersen				
1	17.310	14.731	14.055	46.096
2	15.868	13.802	13.782	43.452
3	15.560	13.608	13.617	42.785
4	15.442	13.552	13.613	42.607
5	15.403	13.437	13.513	42.353
6	15.600	13.387	13.616	42.603
7	15.379	13.515	13.518	42.412
8	15.440	13.463	13.551	42.454
9	15.496	13.456	13.483	42.435
10	15.610	16.340	18.369	50.319
11	15.633	13.468	13.599	42.700

Laps	Sector 1	Sector 2	Sector 3	Lap Time
N°142 Felix Sandim				
1	19.526	16.940	15.562	52.028
2	16.899	14.223	14.057	45.179
3	15.597	13.643	13.665	42.905
4	15.399	13.445	13.596	42.440
5	15.318	13.472	13.525	42.315
6	15.346	13.394	13.499	42.239
7	15.297	13.382	13.527	42.206
8	15.386	14.547	15.579	45.512
9	16.298	14.034	13.603	43.935

Laps	Sector 1	Sector 2	Sector 3	Lap Time
N°146 Matteo Greco				
1	23.759	18.055	14.995	56.809
2	17.244	14.806	13.945	45.995
3	15.367	13.494	13.568	42.429
4	15.158	13.401	13.418	41.977
5	15.023	13.338	13.433	41.794
6	15.067	13.311	13.419	41.797
7	15.045	13.333	13.627	42.005
8	21.230	21.229	15.199	57.658

Laps	Sector 1	Sector 2	Sector 3	Lap Time
N°148 Matteo Bergonzini				
1	17.453	17.702	14.867	50.022
2	17.195	14.644	13.925	45.764
3	15.669	13.599	13.734	43.002
4	15.441	13.527	13.576	42.544
5	15.477	13.511	13.648	42.636

Laps	Sector 1	Sector 2	Sector 3	Lap Time
6	15.423	13.579	13.514	42.516
7	15.590	13.481	13.534	42.605
8	15.507	13.508	13.553	42.568
9	15.550	13.562	13.556	42.668
10	15.473	13.525	13.553	42.551

Laps	Sector 1	Sector 2	Sector 3	Lap Time
N°150 Lorenzo Lapina				
1	19.672	17.003	15.915	52.590
2	16.993	18.849	24.313	1:00.155
3	17.841	14.043	13.791	45.675
4	15.295	13.411	13.374	42.080
5	15.080	13.202	13.344	41.626
6	15.220	13.192	13.286	41.698
7	15.148	15.385	13.404	43.937
8	15.441	13.659	13.392	42.492
9	15.155	13.251	13.348	41.754

Laps	Sector 1	Sector 2	Sector 3	Lap Time
N°152 Max Loidl				
1	18.846	16.108	14.530	49.484
2	16.265	13.923	13.827	44.015
3	15.489	13.622	13.586	42.697
4	15.264	13.507	13.591	42.362
5	15.328	13.482	13.714	42.524
6	15.238	13.561	13.558	42.357
7	15.602	16.345	20.906	52.853
8	15.348	13.652	13.665	42.665
9	15.292	13.436	13.533	42.261
10	15.387	13.427	13.636	42.450
11	15.316	13.505	13.547	42.368
12	15.289	13.477	13.501	42.267

Laps	Sector 1	Sector 2	Sector 3	Lap Time
N°153 Sauro Cesetti				
1	18.635	15.811	17.294	51.740
2	15.806	13.696	13.676	43.178
3	15.328	13.403	13.500	42.231
4	15.121	13.434	13.416	41.971
5	15.214	13.261	13.389	41.864
6	15.244	13.319	13.415	41.978
7	15.184	13.318	13.383	41.885
8	15.215	13.332	13.517	42.064





KZ2

Qualifying Practices - Group 1 (QP-G1)
Results

Document 17 OFFICIAL

Rnk	N°	Entrant	Nat	Driver	Nat	Equipment	Sector 1	Sector 2	Sector 3	Time	Gap	Laps
1	112	CKR	ITA	Pollini Giacomo	ITA	CKR / TM / Vega	15.012	13.173	13.317	41.502		10
2	140	Renda Motorsport	ITA	Forè Davide	ITA	CRG / TM / Vega	15.109	13.193	13.332	41.634	0.132	9
3	135	Maranello Kart srl	ITA	Dante Massimo	ITA	Maranello / TM / Vega	15.031	13.220	13.384	41.635	0.133	10
4	149	SRP Racing Team	DEU	Martynyuk Maxim	RUS	CRG / Modena Engines / Vega	15.016	13.262	13.377	41.655	0.153	10
5	147	Energy Corse srl	ITA	Babington Sean	ARE	Energy / Parilla / Vega	15.091	13.240	13.325	41.656	0.154	10
6	144	VRK srl	ITA	Medeghini Luciano	ITA	VRK / TM / Vega	15.114	13.332	13.382	41.828	0.326	10
7	136	Maranello Kart srl	ITA	Giannoni Lorenzo	ITA	Maranello / TM / Vega	15.205	13.213	13.435	41.853	0.351	11
8	101	Maranello Kart srl	ITA	Bernadotto Enrico	ITA	Maranello / Modena Engines / Vega	15.225	13.216	13.416	41.857	0.355	11
9	129	Sanna Davide	ITA	Sanna Davide	ITA	Best Kart / Modena Engines / Vega	15.128	13.342	13.432	41.902	0.400	11
10	126	Pastacaldi Marco	ITA	Pastacaldi Marco	ITA	CRG / TM / Vega	15.218	13.311	13.432	41.961	0.459	10
11	125	Tanko Jon	ESP	Tanko Jon	ESP	Intrepid / Modena Engines / Vega	15.118	13.323	13.521	41.962	0.460	10
12	154	Scuderia PCR	ITA	Spinelli Loris	ITA	PCR / TM / Vega	15.246	13.337	13.403	41.986	0.484	9
13	105	Prosperi Enrico	ESP	Prosperi Enrico	ESP	CRG / TM / Vega	15.118	13.397	13.472	41.987	0.485	10
14	143	Gerber Team Corse	CHE	Di Giuseppe Patrick	ITA	Maranello / TM / Vega	15.185	13.336	13.477	41.998	0.496	10
15	151	K-K Racing Team	SVK	Konopka Martin	SVK	MS Kart / TM / Vega	15.242	13.369	13.495	42.106	0.604	9
16	145	VRK srl	ITA	Iannaccone Armando	ITA	VRK / TM / Vega	15.187	13.391	13.528	42.106	0.604	10
17	138	Ward Racing	SWE	Fasberg Andreas	DNK	Tony Kart / Vortex / Vega	15.248	13.395	13.478	42.121	0.619	11
18	119	Mach1 Motorsport	DEU	Greif Toni	DEU	Mach 1 / TM / Vega	15.248	13.396	13.537	42.181	0.679	11
19	107	Mach1 Motorsport	DEU	Delrè Thierry	BEL	Mach 1 / Vortex / Vega	15.387	13.424	13.481	42.292	0.790	11
20	132	Braun Oliver	DEU	Braun Oliver	DEU	BirelArt / TM / Vega	15.280	13.467	13.548	42.295	0.793	10
21	123	Piven Ivan	UKR	Sovych Oleksandr	UKR	CRG / TM / Vega	15.331	13.407	13.562	42.300	0.798	10
22	103	Ward Racing	SWE	Nilsson Hannes	SWE	Tony Kart / Vortex / Vega	15.373	13.453	13.491	42.317	0.815	11
23	155	Energy Corse srl	ITA	Aushev Mukharbek	RUS	Energy / TM / Vega	15.272	13.438	13.622	42.332	0.830	10
24	128	Speck Lucas	DEU	Speck Lucas	DEU	Mach 1 / Modena Engines / Vega	15.322	13.533	13.549	42.404	0.902	11
25	121	Mad-Croc Karting	ITA	Valiullin Murat	RUS	Croc Promotion / TM / Vega	15.367	13.487	13.648	42.502	1.000	11
26	109	GS Karting	CHE	Meynet Marc Anthony	CHE	Croc Promotion / TM / Vega	15.694	13.687	13.896	43.277	1.775	11
27	127	Victory Racing Team	UKR	Shapovalov Glib	UKR	Energy / TM / Vega	15.609	13.774	13.996	43.379	1.877	6

Start Time : 28/03 - 10:41:11

Best Lap : N°112 Giacomo Pollini

41.502 87,61 Kph

Weather : Sunny Air : 13°C Track : Secco

South Garda Karting - Lonato (ITA) 27-29/03/2015

FICr Mantova

Apex Timing

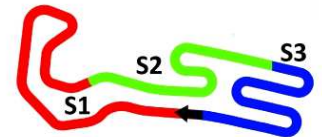


Scan this QR Code for livetiming

Alitest
 Test Rapidi per il Latte

Data processing and charts edit provided by:





KZ2

Qualifying Practices - Group 1 (QP-G1)

For information purposes. No official / regulatory value

Best Sectors Analysis

S1			S2			S3			Ideal Lap Times						
Rnk	N°	Time	Rnk	N°	Time	Rnk	N°	Time	Rnk	N°	Driver	Nat	Ideal Lap	Best Lap	Diff.
1	112	15.012	1	147	13.160	1	112	13.317	1	112	Giacomo Pollini	ITA	41.502	41.502	
2	149	15.016	2	112	13.173	2	149	13.323	2	147	Sean Babington	ARE	41.576	41.656	0.080
3	135	15.031	3	140	13.193	3	147	13.325	3	149	Maxim Martynyuk	RUS	41.586	41.655	0.069
4	147	15.091	4	136	13.208	3	144	13.325	4	135	Massimo Dante	ITA	41.611	41.635	0.024
5	140	15.109	5	101	13.216	5	140	13.332	5	140	Davide Forè	ITA	41.634	41.634	
6	144	15.114	6	135	13.220	6	135	13.360	6	144	Luciano Medeghini	ITA	41.768	41.828	0.060
7	125	15.118	7	149	13.247	7	101	13.390	7	101	Enrico Bernadotto	ITA	41.831	41.857	0.026
7	105	15.118	8	126	13.272	8	126	13.392	8	136	Lorenzo Giannoni	ITA	41.848	41.853	0.005
9	129	15.128	9	125	13.280	9	154	13.403	9	154	Loris Spinelli	ITA	41.870	41.986	0.116
10	143	15.156	10	154	13.292	10	151	13.407	10	129	Davide Sanna	ITA	41.882	41.902	0.020
11	154	15.175	11	129	13.322	11	129	13.432	10	126	Marco Pastacaldi	ITA	41.882	41.961	0.079
12	145	15.187	12	144	13.329	12	136	13.435	12	125	Jon Tanko	ESP	41.899	41.962	0.063
13	136	15.205	13	143	13.336	13	105	13.472	13	143	Patrick Di Giuseppe	ITA	41.969	41.998	0.029
14	126	15.218	14	145	13.356	14	107	13.473	14	105	Enrico Proserpi	ESP	41.987	41.987	
15	101	15.225	15	151	13.369	15	143	13.477	15	151	Martin Konopka	SVK	42.013	42.106	0.093
16	128	15.227	16	119	13.380	16	138	13.478	16	145	Armando Iannaccone	ITA	42.048	42.106	0.058
17	151	15.237	17	155	13.388	17	103	13.491	17	138	Andreas Fasberg	DNK	42.121	42.121	
18	138	15.248	18	138	13.395	18	125	13.501	18	119	Toni Greif	DEU	42.165	42.181	0.016
18	119	15.248	19	105	13.397	19	123	13.502	19	155	Mukharbek Aushev	RUS	42.182	42.332	0.150
20	155	15.264	20	132	13.406	20	145	13.505	20	123	Oleksandr Sovych	UKR	42.213	42.300	0.087
21	132	15.280	21	123	13.407	21	155	13.530	21	132	Oliver Braun	DEU	42.234	42.295	0.061
22	123	15.304	22	103	13.418	22	119	13.537	22	103	Hannes Nilsson	SWE	42.239	42.317	0.078
23	103	15.330	23	107	13.423	23	132	13.548	23	128	Lucas Speck	DEU	42.262	42.404	0.142
24	121	15.367	24	128	13.486	24	128	13.549	24	107	Thierry Delrè	BEL	42.275	42.292	0.017
25	107	15.379	25	121	13.487	25	121	13.612	25	121	Murat Valiullin	RUS	42.466	42.502	0.036
26	109	15.586	26	109	13.687	26	109	13.838	26	109	Marc Anthony Meynet	CHE	43.111	43.277	0.166
27	127	15.609	27	127	13.774	27	127	13.868	27	127	Glib Shapovalov	UKR	43.251	43.379	0.128





KZ2

Qualifying Practices - Group 1 (QP-G1)

Analysis

For information purposes. No official / regulatory value

Laps	Sector 1	Sector 2	Sector 3	Lap Time	Laps	Sector 1	Sector 2	Sector 3	Lap Time	Laps	Sector 1	Sector 2	Sector 3	Lap Time
N°101 Enrico Bernadotto					2	19.169	16.437	16.130	51.736	4	15.379	13.451	13.601	42.431
1	18.672	14.907	14.577	48.156	3	16.792	13.948	13.779	44.519	5	15.304	13.380	13.562	42.246
2	16.294	14.031	13.929	44.254	4	15.641	13.505	13.617	42.763	6	15.248	13.396	13.537	42.181
3	15.616	13.537	13.691	42.844	5	15.395	13.580	13.516	42.491	7	15.328	13.455	13.683	42.466
4	15.324	13.285	13.524	42.133	6	15.393	13.487	13.513	42.393	8	17.591	16.567	15.935	50.093
5	15.264	13.282	13.445	41.991	7	15.379	13.490	13.507	42.376	9	19.833	14.152	13.603	47.588
6	15.327	13.349	13.542	42.218	8	15.387	13.424	13.481	42.292	10	15.322	13.396	13.639	42.357
7	15.225	13.216	13.416	41.857	9	15.436	13.423	13.473	42.332	11	15.320	13.492	13.604	42.416
8	15.273	13.263	13.458	41.994	10	15.490	14.522	13.864	43.876	N°121 Murat Valiullin				
9	16.598	18.086	13.577	48.261	11	15.400	13.499	13.557	42.456	1	17.978	14.524	14.508	47.010
10	15.339	13.328	13.407	42.074	N°109 Marc Anthony Meynet					2	15.885	13.911	14.027	43.823
11	15.272	13.267	13.390	41.929	1	19.531	17.073	15.906	52.510	3	15.585	13.737	13.790	43.112
N°103 Hannes Nilsson					2	17.536	16.637	15.458	49.631	4	15.546	13.607	13.731	42.884
1	19.263	16.184	15.812	51.259	3	16.821	14.936	14.348	46.105	5	15.471	13.597	13.612	42.680
2	18.368	15.744	14.718	48.830	4	15.968	13.794	14.094	43.856	6	15.367	13.487	13.648	42.502
3	16.093	13.844	13.891	43.828	5	15.613	13.928	13.926	43.467	7	15.374	13.537	13.739	42.650
4	15.601	13.478	13.823	42.902	6	15.643	13.949	13.961	43.553	8	18.482	16.393	13.792	48.667
5	15.599	13.627	13.767	42.993	7	15.586	13.809	13.913	43.308	9	15.615	13.594	13.619	42.828
6	15.330	13.538	13.828	42.696	8	15.972	14.027	14.001	44.000	10	15.410	13.625	13.649	42.684
7	15.370	13.421	13.782	42.573	9	16.123	13.845	13.838	43.806	11	15.445	13.501	14.827	43.773
8	15.578	13.485	13.690	42.753	10	15.742	13.869	13.928	43.539	N°123 Oleksandr Sovych				
9	16.233	13.501	13.643	43.377	11	15.694	13.687	13.896	43.277	1	18.871	16.649	15.776	51.296
10	15.343	13.418	13.680	42.441	N°112 Giacomo Pollini					2	16.391	14.066	13.972	44.429
11	15.373	13.453	13.491	42.317	1	19.282	16.939	16.463	52.684	3	15.721	13.555	13.605	42.881
N°105 Enrico Prosperi					2	16.496	13.867	13.746	44.109	4	15.407	13.477	13.562	42.446
1	18.309	16.481	15.300	50.090	3	15.245	13.288	13.402	41.935	5	15.304	13.488	13.621	42.413
2	17.094	14.506	13.876	45.476	4	15.100	13.191	13.494	41.785	6	15.382	13.428	13.502	42.312
3	15.401	13.507	13.547	42.455	5	15.166	13.215	13.384	41.765	7	15.314	13.456	13.568	42.338
4	15.206	13.468	13.495	42.169	6	15.012	13.173	13.317	41.502	8	15.861	13.466	13.524	42.851
5	15.118	13.397	13.472	41.987	7	15.076	13.210	14.016	42.302	9	16.604	17.255	13.786	47.645
6	15.191	13.817	16.981	45.989	8	20.099	17.192	13.454	50.745	10	15.331	13.407	13.562	42.300
7	16.485	16.173	18.912	51.570	9	15.247	13.338	13.698	42.283	N°125 Jon Tanko				
8	15.701	13.474	13.509	42.684	10	15.217	13.188	13.440	41.845	1	19.327	16.946	15.557	51.830
9	15.265	13.470	13.608	42.343	N°119 Toni Greif					2	16.548	13.855	13.812	44.215
10	15.405	15.470	13.846	44.721	1	19.738	17.180	15.880	52.798	3	15.285	13.397	13.536	42.218
N°107 Thierry Delrè					2	18.059	16.532	15.251	49.842	4	15.118	13.323	13.521	41.962
1	18.740	15.642	15.914	50.296	3	16.981	14.592	14.000	45.573	5	15.130	13.321	13.536	41.987





KZ2

Qualifying Practices - Group 1 (QP-G1)

Analysis

For information purposes. No official / regulatory value

Laps	Sector 1	Sector 2	Sector 3	Lap Time	Laps	Sector 1	Sector 2	Sector 3	Lap Time	Laps	Sector 1	Sector 2	Sector 3	Lap Time
6	15.467	13.280	13.501	42.248	2	19.950	17.437	18.751	56.138	5	15.221	13.208	13.487	41.916
7	15.213	13.400	13.578	42.191	3	15.924	13.740	13.822	43.486	6	15.205	13.213	13.435	41.853
8	15.431	14.462	13.680	43.573	4	15.428	13.518	13.549	42.495	7	15.212	13.329	14.177	42.718
9	15.223	16.592	14.171	45.986	5	15.225	13.375	13.453	42.053	8	15.746	13.876	13.594	43.216
10	15.313	13.540	14.373	43.226	6	15.128	13.342	13.432	41.902	9	18.901	14.464	13.696	47.061
N°126 Marco Pastacaldi					7	15.357	13.333	13.585	42.275	10	15.410	13.303	13.499	42.212
1	20.050	16.554	14.732	51.336	8	15.361	13.411	13.533	42.305	11	15.228	13.333	13.522	42.083
2	17.007	14.457	13.816	45.280	9	15.880	18.922	13.827	48.629	N°138 Andreas Fasberg				
3	15.572	13.394	13.557	42.523	10	15.412	13.322	13.606	42.340	1	19.866	16.549	14.379	50.794
4	15.422	13.382	13.469	42.273	11	15.412	13.545	13.577	42.534	2	16.768	14.075	13.903	44.746
5	15.222	13.803	13.660	42.685	N°132 Oliver Braun					3	15.903	13.634	13.604	43.141
6	15.282	13.333	13.460	42.075	1	19.819	16.815	15.766	52.400	4	15.365	13.412	13.518	42.295
7	15.218	13.311	13.432	41.961	2	16.356	14.047	13.939	44.342	5	15.325	13.439	13.567	42.331
8	15.360	13.330	13.504	42.194	3	15.635	13.602	13.691	42.928	6	15.248	13.395	13.478	42.121
9	19.231	18.490	13.699	51.420	4	15.309	13.554	13.602	42.465	7	15.307	13.445	13.524	42.276
10	15.323	13.272	13.392	41.987	5	15.396	13.445	13.644	42.485	8	16.218	13.593	13.483	43.294
N°127 Glib Shapovalov					6	15.290	13.478	13.550	42.318	9	16.457	13.587	13.609	43.653
1	18.856	16.749	15.446	51.051	7	15.280	13.467	13.548	42.295	10	15.483	13.493	13.561	42.537
2	17.561	15.748	15.696	49.005	8	15.338	13.406	13.596	42.340	11	15.349	13.462	13.594	42.405
3	16.469	19.106	14.484	50.059	9	16.251	19.650	14.128	50.029	N°140 Davide Forè				
4	15.983	14.165	14.024	44.172	10	15.451	13.496	13.686	42.633	1	18.393	16.400	15.385	50.178
5	15.787	13.795	13.868	43.450	N°135 Massimo Dante					2	17.102	14.304	13.743	45.149
6	15.609	13.774	13.996	43.379	1	19.229	16.428	14.990	50.647	3	15.324	13.282	13.420	42.026
N°128 Lucas Speck					2	17.193	14.320	13.797	45.310	4	15.121	13.252	13.366	41.739
1	19.540	17.256	15.892	52.688	3	15.447	13.459	13.578	42.484	5	15.109	13.193	13.332	41.634
2	17.543	16.598	15.624	49.765	4	15.220	13.326	13.428	41.974	6	15.124	13.223	13.401	41.748
3	16.574	14.955	13.966	45.495	5	15.137	13.371	13.360	41.868	7	16.763	14.363	13.659	44.785
4	15.672	13.665	13.734	43.071	6	15.072	13.267	13.370	41.709	8	15.193	13.291	13.529	42.013
5	15.353	13.636	13.706	42.695	7	15.031	13.220	13.384	41.635	9	15.145	13.332	14.556	43.033
6	15.253	13.652	13.558	42.463	8	15.132	13.269	13.419	41.820	N°143 Patrick Di Giuseppe				
7	15.227	13.503	13.745	42.475	9	22.050	18.482	13.513	54.045	1	19.455	16.888	16.418	52.761
8	16.305	16.197	14.222	46.724	10	15.172	13.282	13.399	41.853	2	16.616	13.914	15.337	45.867
9	15.399	13.545	13.620	42.564	N°136 Lorenzo Giannoni					3	15.575	13.690	13.657	42.922
10	15.280	13.486	13.655	42.421	1	19.111	16.716	14.712	50.539	4	15.300	13.530	13.544	42.374
11	15.322	13.533	13.549	42.404	2	17.101	14.432	13.904	45.437	5	15.327	13.392	13.606	42.325
N°129 Davide Sanna					3	15.453	13.476	13.564	42.493	6	15.191	13.425	13.529	42.145
1	20.493	18.965	16.569	56.027	4	15.388	13.427	13.525	42.340	7	15.185	13.336	13.477	41.998





KZ2

Qualifying Practices - Group 1 (QP-G1)

Analysis

For information purposes. No official / regulatory value

Laps	Sector 1	Sector 2	Sector 3	Lap Time
8	15.156	13.338	13.530	42.024
9	15.318	19.170	20.312	54.800
10	15.377	13.508	13.577	42.462

N°144 Luciano Medeghini				
Laps	Sector 1	Sector 2	Sector 3	Lap Time
1	20.364	16.837	15.497	52.698
2	16.519	14.168	13.821	44.508
3	15.501	13.563	13.458	42.522
4	15.262	13.455	13.387	42.104
5	15.152	13.493	13.325	41.970
6	15.114	13.332	13.382	41.828
7	15.154	13.329	13.390	41.873
8	15.295	13.496	13.405	42.196
9	19.426	27.715	24.443	1:11.584
10	16.944	13.812	14.145	44.901

N°145 Armando Iannaccone				
Laps	Sector 1	Sector 2	Sector 3	Lap Time
1	20.533	16.945	17.360	54.838
2	15.879	13.853	13.820	43.552
3	15.410	13.554	13.505	42.469
4	15.401	13.503	14.025	42.929
5	15.187	13.391	13.528	42.106
6	15.560	13.708	13.537	42.805
7	15.246	13.385	13.518	42.149
8	15.323	13.356	13.518	42.197
9	15.389	19.426	17.001	51.816
10	15.652	13.357	13.507	42.516

N°147 Sean Babington				
Laps	Sector 1	Sector 2	Sector 3	Lap Time
1	17.170	16.392	15.405	48.967
2	16.561	16.503	16.229	49.293
3	15.433	13.352	13.430	42.215
4	15.261	13.160	13.348	41.769
5	15.091	13.240	13.325	41.656
6	15.153	13.229	13.392	41.774
7	18.546	18.351	17.435	54.332
8	15.502	13.432	13.416	42.350
9	15.248	13.237	13.418	41.903
10	15.679	15.041	14.955	45.675

N°149 Maxim Martynyuk				
Laps	Sector 1	Sector 2	Sector 3	Lap Time
1	19.344	16.770	14.816	50.930
2	16.779	14.709	13.842	45.330
3	15.519	13.497	13.472	42.488
4	15.223	13.320	13.417	41.960
5	15.168	13.342	13.509	42.019
6	15.016	13.262	13.377	41.655
7	15.090	13.247	13.860	42.197
8	15.337	13.248	13.365	41.950
9	22.257	17.173	13.469	52.899
10	15.182	13.302	13.323	41.807

N°151 Martin Konopka				
Laps	Sector 1	Sector 2	Sector 3	Lap Time
1	21.256	17.565	15.941	54.762
2	16.873	13.953	13.822	44.648
3	15.423	13.416	13.531	42.370
4	15.253	13.468	13.407	42.128
5	15.242	13.369	13.495	42.106
6	15.237	13.467	16.495	45.199
7	21.477	19.494	14.396	55.367
8	15.872	13.380	13.427	42.679
9	15.338	13.422	13.586	42.346

N°154 Loris Spinelli				
Laps	Sector 1	Sector 2	Sector 3	Lap Time
1	20.277	16.578	14.970	51.825
2	16.909	13.741	13.855	44.505
3	15.475	13.319	13.502	42.296
4	15.299	13.292	13.436	42.027
5	15.211	13.498	13.599	42.308
6	15.175	14.380	15.670	45.225
7	19.294	14.052	13.463	46.809
8	15.246	13.337	13.403	41.986
9	15.237	13.481	13.528	42.246

N°155 Mukharbek Aushev				
Laps	Sector 1	Sector 2	Sector 3	Lap Time
1	19.386	16.739	14.785	50.910
2	17.136	14.479	13.834	45.449
3	15.700	13.633	13.638	42.971
4	15.436	13.450	13.594	42.480
5	15.390	13.388	13.597	42.375





KZ2 List of Participants (53 Drivers)

Document 10.1 OFFICIAL

N°	Entrant	Nat	Driver	Nat	Equipment
101	Maranello Kart srl	ITA	Bernadotto Enrico	ITA	Maranello / Modena Engines / Vega
102	Biasca Filippo	CHE	Bianchi Giacomo	CHE	Energy / TM / Vega
103	Ward Racing	SWE	Nilsson Hannes	SWE	Tony Kart / Vortex / Vega
104	Strakka Bhaitech	SWE	Engman Kevin	SWE	Zanardi / TM / Vega
105	Prosperi Enrico	ESP	Prosperi Enrico	ESP	CRG / TM / Vega
106	Mach1 Motorsport	DEU	Norris John	IRL	Mach 1 / TM / Vega
107	Mach1 Motorsport	DEU	Delrè Thierry	BEL	Mach 1 / Vortex / Vega
108	KSM Racing Team	DEU	Schmitz Alexander	DEU	Tony Kart / Vortex / Vega
109	GS Karting	CHE	Meynet Marc Anthony	CHE	Croc Promotion / TM / Vega
110	GP Racing	ITA	Bottiroli Antoine	CHE	GP Racing / TM / Vega
111	CKR	ITA	Freimann Marc	CHE	CKR / TM / Vega
112	CKR	ITA	Pollini Giacomo	ITA	CKR / TM / Vega
114	Wohlwend Edwin	CHE	Wohlwend Fabienne	LIE	Zanardi / Modena Engines / Vega
115	Ward Racing	SWE	Hall Philip	SWE	Tony Kart / Vortex / Vega
116	Di Pietro Giuseppe	CHE	Di Pietro Andrea	CHE	GP Racing / TM / Vega
118	GForceRacing	ITA	Tilloca Luca	ITA	Intrepid / Modena Engines / Vega
119	Mach1 Motorsport	DEU	Greif Toni	DEU	Mach 1 / TM / Vega
120	WK Motorsport	POL	Korbela Lukas	POL	Zanardi / TM / Vega
121	Mad-Croc Karting	ITA	Valiullin Murat	RUS	Croc Promotion / TM / Vega
122	Mad-Croc Karting	ITA	Chubarov Ivan	RUS	Croc Promotion / TM / Vega
123	Piven Ivan	UKR	Sovych Oleksandr	UKR	CRG / TM / Vega
124	Zubizarreta Mikl Nazabal	ESP	Cobos Arturo	ESP	Intrepid / Modena Engines / Vega
125	Tanko Jon	ESP	Tanko Jon	ESP	Intrepid / Modena Engines / Vega
126	Pastacaldi Marco	ITA	Pastacaldi Marco	ITA	CRG / TM / Vega
127	Victory Racing Team	UKR	Shapovalov Glib	UKR	Energy / TM / Vega
128	Speck Lucas	DEU	Speck Lucas	DEU	Mach 1 / Modena Engines / Vega
129	Sanna Davide	ITA	Sanna Davide	ITA	Best Kart / Modena Engines / Vega
130	TK Racing	DNK	Bild Mads	DNK	Energy / Vortex / Vega
131	TB Motorsport	DEU	Schmidt Dominik	DEU	CRG / Modena Engines / Vega
132	Braun Oliver	DEU	Braun Oliver	DEU	BirelArt / TM / Vega
133	Solgat Motorsport	DEU	Rhyn Rudolf	CHE	BirelArt / TM / Vega
134	Maranello Kart srl	ITA	Palazzetti Simone	ITA	Maranello / TM / Vega
135	Maranello Kart srl	ITA	Dante Massimo	ITA	Maranello / TM / Vega
136	Maranello Kart srl	ITA	Giannoni Lorenzo	ITA	Maranello / TM / Vega
137	Maranello Kart srl	ITA	Mosca Tommaso	ITA	Maranello / TM / Vega
138	Ward Racing	SWE	Fasberg Andreas	DNK	Tony Kart / Vortex / Vega
139	Fassina Marco	ITA	Fassina Marco	ITA	Maranello / TM / Vega
140	Renda Motorsport	ITA	Forè Davide	ITA	CRG / TM / Vega
141	Racing Motor DK	DNK	Pedersen Nicolai	DNK	LH / TM / Vega
142	CRG Holland	NLD	Sandim Felix	SWE	Zanardi / TM / Vega





KZ2 List of Participants (53 Drivers)

Document 10.1 OFFICIAL

N°	Entrant	Nat	Driver	Nat	Equipment
143	Gerber Team Corse	CHE	Di Giuseppe Patrick	ITA	Maranello / TM / Vega
144	VRK srl	ITA	Medeghini Luciano	ITA	VRK / TM / Vega
145	VRK srl	ITA	Iannaccone Armando	ITA	VRK / TM / Vega
146	VRK srl	ITA	Greco Matteo	ITA	VRK / TM / Vega
147	Energy Corse srl	ITA	Babington Sean	ARE	Energy / Parilla / Vega
148	TRT srl	ITA	Bergonzini Matteo	ITA	IPK-MAD / Modena Engines / Vega
149	SRP Racing Team	DEU	Martynuk Maxim	RUS	CRG / Modena Engines / Vega
150	Italcorse	ITA	Lapina Lorenzo	ITA	Italcorse / Modena Engines / Vega
151	K-K Racing Team	SVK	Konopka Martin	SVK	MS Kart / TM / Vega
152	Loidl Max	AUT	Loidl Max	AUT	DR / TM / Vega
153	Jesolo Race srl	ITA	Cesetti Sauro	ITA	Jesolo / TM / Vega
154	Scuderia PCR	ITA	Spinelli Loris	ITA	PCR / TM / Vega
155	Energy Corse srl	ITA	Aushev Mukharbek	RUS	Energy / TM / Vega





KZ2 Briefing Presence List (53 Drivers)

N°	Driver	
101	Bernadotto Enrico	
102	Bianchi Giacomo	
103	Nilsson Hannes	
104	Engman Kevin	
105	Prosperi Enrico	
106	Norris John	
107	Delrè Thierry	
108	Schmitz Alexander	
109	Meynet Marc Anthony	
110	Bottiroli Antoine	
111	Freimann Marc	
112	Pollini Giacomo	
114	Wohlwend Fabienne	
115	Hall Philip	
116	Di Pietro Andrea	
118	Tilloca Luca	
119	Greif Toni	
120	Korbela Lukas	
121	Valiullin Murat	
122	Chubarov Ivan	
123	Sovych Oleksandr	
124	Cobos Arturo	
125	Tanko Jon	





KZ2 Briefing Presence List (53 Drivers)

N°	Driver	
126	Pastacaldi Marco	
127	Shapovalov Glib	
128	Speck Lucas	
129	Sanna Davide	
130	Bild Mads	
131	Schmidt Dominik	
132	Braun Oliver	
133	Rhyn Rudolf	
134	Palazzetti Simone	
135	Dante Massimo	
136	Giannoni Lorenzo	
137	Mosca Tommaso	
138	Fasberg Andreas	
139	Fassina Marco	
140	Forè Davide	
141	Pedersen Nicolai	
142	Sandim Felix	
143	Di Giuseppe Patrick	
144	Medeghini Luciano	
145	Iannaccone Armando	
146	Greco Matteo	
147	Babington Sean	
148	Bergonzini Matteo	





KZ2 Briefing Presence List (53 Drivers)

N°	Driver	
149	Martynyuk Maxim	
150	Lapina Lorenzo	
151	Konopka Martin	
152	Loidl Max	
153	Cesetti Sauro	
154	Spinelli Loris	
155	Aushev Mukharbek	

