



KF

Final Risultati

Document 31 OFFICIAL

Rnk	N°	Entrant	Nat	Driver	Nat	Equipment	Time	Laps	Best Lap	Gap	Interv.	Sector 1	Sector 2	Sector 3
1	=	227 Ward Racing	SWE	Vartanyan Alexander	RUS	Tony Kart / Vortex / Vega	18:05.481	25	43.042			15.567	13.718	13.757
2	=	219 Baby Race srl	ITA	Lorandi Leonardo	ITA	Tony Kart / Vortex / Vega	18:08.828	25	42.918	3.347	3.347	15.509	13.609	13.800
3	▲2	208 Ricky Flynn Motorsport	GBR	Fewtrell Max	GBR	FA Alonso / Vortex / Vega	18:10.815	25	43.139	5.334	1.987	15.599	13.678	13.862
4	▲2	206 Strakka Bhaitech	SWE	Lessennes Benjamin	BEL	Zanardi / TM / Vega	18:12.906	25	43.212	7.425	2.091	15.555	13.696	13.961
5	▲2	201 Storm Development	DNK	Sorensen Christian	DNK	Kosmic / Vortex / Vega	18:13.087	25	43.139	7.606	0.181	15.547	13.681	13.911
6	▼2	203 Ward Racing	SWE	Moilainen Aatu	FIN	Tony Kart / Vortex / Vega	18:15.266	25	43.309	9.785	2.179	15.622	13.753	13.934
7	▲1	214 PM Racing	DEU	Chaimongkol Sasakorn	THA	Kosmic / Vortex / Vega	18:16.531	25	43.304	11.050	1.265	15.601	13.758	13.945
8	▲1	225 Energy Corse srl	ITA	Baciuska Rokas	LTU	Energy / TM / Vega	18:16.713	25	43.351	11.232	0.182	15.578	13.761	14.012
9	▲2	210 Kohtala Sports	FIN	Valtanan Juno	FIN	Kosmic / Vortex / Vega	18:17.388	25	43.354	11.907	0.675	15.660	13.715	13.979
10	▲3	202 Storm Development	DNK	Jochimsen Andreas	DNK	Croc Promotion / TM / Vega	18:18.387	25	43.320	12.906	0.999	15.667	13.721	13.932
11	▲1	211 Kohtala Sports	FIN	Saarelainen Sami	FIN	Kosmic / Vortex / Vega	18:19.863	25	43.380	14.382	1.476	15.702	13.789	13.889
12	▲8	220 Forza Racing	GBR	Festante Aldo	ITA	Tony Kart / Vortex / Vega	18:23.931	25	43.396	18.450	4.068	15.668	13.789	13.939
13	▲8	228 Strakka Bhaitech	SWE	Rossi Giacomo	ITA	Zanardi / TM / Vega	18:24.524	25	43.492	19.043	0.593	15.637	13.806	14.049
14	▲9	221 Moretti Marco	ITA	Moretti Marco	ITA	Tony Kart / TM / Vega	18:24.839	25	43.352	19.358	0.315	15.686	13.743	13.923
15	=	226 PSR	GBR	Stowell Will	GBR	Tony Kart / Parilla / Vega	18:27.951	25	43.411	22.470	3.112	15.673	13.774	13.964
16	▼2	205 Strakka Bhaitech	SWE	Galletto Francesco	ITA	Zanardi / TM / Vega	18:34.445	25	43.511	28.964	6.494	15.669	13.891	13.951
17	▲5	229 Baby Race srl	ITA	Mihevc Gasper	SVN	Tony Kart / Vortex / Vega	18:38.496	25	43.904	33.015	4.051	15.755	13.899	14.250
18	=	216 Speedkart	POL	Szysko Szymon	POL	Kosmic / Vortex / Vega	16:55.346	23	43.455	2 Laps	2 Laps	15.669	13.786	14.000
19	▼16	223 RB Racing	CHE	Verschoor Richard	LUX	Exprit / Vortex / Vega	16:00.298	22	43.043	3 Laps	1 Lap	15.576	13.670	13.797
20	▼3	224 Morsicani Racing sas	ITA	Gheno Jacopo	ITA	Tony Kart / Vortex / Vega	9:42.536	13	43.390	12 Laps	9 Laps	15.680	13.830	13.880
21	▼11	209 Storm Development	DNK	Thorsen Kristian	DNK	Kosmic / Vortex / Vega	2:20.557	3	44.784	22 Laps	10 Laps	15.763	14.185	14.836
22	▼6	218 M.M. Racing Kart	LUX	Reicher Simon	AUT	FA Kart / Vortex / Vega	1:37.246	2	45.288	23 Laps	1 Lap	16.237	14.255	14.796
23	▼4	212 KSM Racing Team	DEU	Valier Manuel	DEU	Tony Kart / Vortex / Vega	1:37.324	2	45.295	23 Laps	0.078	16.327	14.201	14.767
24	=	204 RS Competition	DNK	Vollstedt Philip	DNK	Tony Kart / Vortex / Vega		0		25 Laps	2 Laps			

Not Classified

		207 Strakka Bhaitech	SWE	Joyner Tom	GBR	Zanardi / TM / Vega				DNS				
--	--	----------------------	-----	-------------------	-----	---------------------	--	--	--	------------	--	--	--	--

Leaders : N°227 Alexander Vartanyan (1-25)

Start Time : 29/03 - 16:04:25

Best Lap : N°219 Leonardo Lorandi 42.918 84,71 Kph

Weather : Sunny Air : 13°C Track : Secco

Event Record : N°227 Alexander Vartanyan 42.788 84,97 Kph

South Garda Karting - Lonato (ITA) 27-29/03/2015

Page 1 / 1

FICr Mantova

Apex Timing



Scan this QR Code for livetiming

Alitest
 Test Rapidi per il Latte

Data processing and charts edit provided by:





KF Final
 Lap Chart

For information purposes. No official / regulatory value

	1	2	3	4	5	6	7	8	9	10	11	12	13	14	15	16	17	18	19	20	21	22	23	24	25
Grid	227	219	223	203	208	206	201	214	225	209	210	211	202	205	226	218	224	216	212	220	228	229	221	204	207
Start	227	223	208	201	219	225	203	206	214	210	202	226	209	211	224	205	212	218	228	216	220	229	221		
Lap 1 Interval	227	223 0.7	208 0.1	225 0.4	201 0.2	203 0.3	219 0.1	206 0.2	214 0.3	210 0.2	226 0.0	209 0.4	211 0.0	205 0.1	202 0.2	224 0.6	218 0.1	212 0.0	220 0.4	216 0.1	221 0.0	228 0.2	229 0.0		
Lap 2	227	208 1.4	225 0.1	201 0.0	223 0.1	206 0.6	219 0.1	203 0.0	214 0.6	210 0.2	226 0.2	211 0.2	209 0.2	205 0.3	202 0.0	218 1.0	212 0.0	221 0.2	220 0.3	216 0.1	224 0.2	228 0.2	229 0.1		
Lap 3	227	208 1.4	225 0.6	223 0.4	201 0.3	206 0.2	203 0.0	219 0.8	214 0.2	210 0.1	226 0.2	211 0.0	209 0.3	205 0.1	202 0.1	216 1.9	220 0.0	228 0.4	224 0.2	229 0.0	221 3.4				
Lap 4	227	208 1.6	225 0.8	223 0.3	201 0.8	206 0.3	203 0.0	219 0.1	210 0.6	214 0.3	211 1.3	202 0.2	216 1.1	220 0.4	224 0.3	228 0.1	229 0.5	221 2.9	226 0.7	205 5.1					
Lap 5	227	208 1.7	223 1.1	225 0.0	201 0.6	206 0.2	219 0.2	203 0.3	210 0.5	214 0.3	202 1.8	211 0.1	216 0.8	220 0.4	224 0.3	228 0.5	229 0.9	221 2.1	226 1.1	205 5.2					
Lap 6	227	208 1.7	223 1.0	225 0.4	206 0.6	219 0.2	201 0.1	203 0.5	210 0.2	214 0.4	202 1.9	211 0.1	216 0.7	224 0.8	220 0.0	228 0.2	229 1.4	221 1.6	226 1.3	205 5.3					
Lap 7	227	208 1.7	223 1.0	225 0.6	206 0.4	219 0.2	201 0.2	203 0.6	210 0.2	214 0.4	202 1.8	211 0.2	216 0.8	224 0.6	220 0.5	228 0.2	229 1.7	221 0.9	226 1.7	205 5.1					
Lap 8	227	208 1.8	223 0.9	225 1.2	219 0.0	206 0.2	201 0.1	203 0.8	210 0.2	214 0.4	202 1.9	211 0.3	216 0.7	224 0.5	220 0.5	228 0.3	229 2.1	221 0.4	226 1.6	205 5.3					
Lap 9	227	208 1.9	223 0.8	219 1.6	206 0.3	201 0.6	225 0.1	203 0.2	210 0.2	214 0.2	202 1.9	211 0.5	216 0.7	224 0.4	220 0.5	228 0.5	221 3.1	229 0.4	226 0.9	205 5.5					
Lap 10	227	208 2.1	223 0.6	219 1.6	206 0.5	201 0.5	203 0.5	225 0.3	210 0.0	214 0.2	202 1.7	211 0.6	216 0.7	224 0.3	220 0.8	228 0.3	221 3.1	229 0.7	226 0.5	205 5.6					
Lap 11	227	208 2.3	223 0.4	219 1.5	206 0.7	201 0.5	203 0.6	225 0.3	214 0.4	210 0.1	202 1.4	211 0.7	216 0.7	224 0.1	220 0.8	228 0.4	221 3.0	229 1.7	226 0.1	205 5.1					
Lap 12	227	208 2.5	223 0.2	219 1.4	206 0.8	201 0.5	203 0.7	225 0.3	214 0.5	210 0.2	202 1.3	211 0.8	216 0.9	224 0.4	220 0.3	228 0.5	221 2.9	229 2.0	226 0.6	205 4.5					
Lap 13	227	223 2.8	208 0.1	219 1.0	206 1.1	201 0.4	203 0.8	225 0.3	214 0.5	210 0.2	202 1.2	211 1.0	216 0.8	220 1.1	228 0.5	224 1.6	221 0.9	226 2.2	229 0.8	205 4.2					
Lap 14	227	223 2.9	208 0.2	219 0.7	206 1.4	201 0.4	203 0.9	225 0.3	214 0.5	210 0.3	202 1.2	211 1.0	216 1.1	220 1.0	228 0.6	221 2.4	226 2.5	229 1.4	205 3.5						
Lap 15	227	223 2.9	208 0.3	219 0.4	206 1.6	201 0.4	203 1.0	225 0.4	214 0.4	210 0.3	202 1.2	211 1.1	216 1.1	220 1.2	228 0.4	221 2.2	226 2.6	229 2.2	205 2.8						
Lap 16	227	223 3.0	208 0.4	219 0.2	206 1.9	201 0.5	203 1.1	225 0.4	214 0.3	210 0.4	202 1.3	211 1.2	216 1.2	220 1.1	228 0.4	221 2.2	226 2.6	229 3.1	205 1.9						





KF Final
Lap Chart

For information purposes. No official / regulatory value

Lap 17	227	223 3.0	219 0.4	208 0.3	206 1.9	201 0.4	203 1.3	225 0.5	214 0.2	210 0.4	202 1.4	211 1.1	216 1.4	220 1.1	228 0.2	221 2.1	226 2.6	229 3.9	205 1.3
Lap 18	227	223 3.1	219 0.2	208 0.6	206 2.0	201 0.3	203 1.4	225 0.5	214 0.2	210 0.5	202 1.6	211 1.0	216 1.6	220 1.1	228 0.3	221 1.9	226 2.5	229 4.6	205 0.7
Lap 19	227	219 3.4	223 0.2	208 0.4	206 2.0	201 0.2	203 1.6	214 0.8	225 0.1	210 0.4	202 1.5	211 0.9	216 1.8	220 1.2	228 0.3	221 1.8	226 2.5	205 5.8	229 0.0
Lap 20	227	219 3.4	223 0.5	208 0.2	206 2.2	201 0.2	203 1.6	214 0.9	225 0.3	210 0.2	202 1.3	211 1.1	216 2.0	220 1.3	228 0.4	221 1.4	226 2.6	205 6.1	229 0.7
Lap 21	227	219 3.3	223 0.8	208 0.2	206 2.2	201 0.3	203 1.5	214 1.0	225 0.3	210 0.2	202 1.2	211 1.2	216 2.1	220 1.3	228 0.6	221 1.0	226 2.7	205 6.2	229 1.1
Lap 22	227	219 3.2	223 0.8	208 0.3	206 2.3	201 0.2	203 1.7	214 1.0	225 0.4	210 0.3	202 1.2	211 1.2	216 2.3	220 1.2	228 0.6	221 0.9	226 2.8	205 6.4	229 1.6
Lap 23	227	219 3.3	208 1.5	206 2.1	201 0.2	203 1.8	214 1.2	225 0.3	210 0.4	202 1.2	211 1.2	216 2.5	220 1.1	228 0.6	221 0.7	226 3.0	205 6.3	229 2.3	
Lap 24	227	219 3.3	208 1.7	206 2.0	201 0.3	203 1.9	214 1.2	225 0.2	210 0.4	202 1.1	211 1.3	220 3.9	228 0.5	221 0.5	226 3.1	205 6.3	229 3.4		
Lap 25	227	219 3.3	208 1.9	206 2.0	201 0.1	203 2.1	214 1.2	225 0.1	210 0.6	202 0.9	211 1.4	220 4.0	228 0.5	221 0.3	226 3.1	205 6.4	229 4.0		





KF

Final Analysis

For information purposes. No official / regulatory value

Laps	Sector 1	Sector 2	Sector 3	Lap Time	Laps	Sector 1	Sector 2	Sector 3	Lap Time	Laps	Sector 1	Sector 2	Sector 3	Lap Time
N°201 Christian Sorensen					12	15.682	13.730	13.944	43.356	24	15.730	13.751	13.945	43.426
1	16.815	14.767	14.700	46.282	13	15.717	13.745	13.987	43.449	25	15.729	13.776	13.993	43.498
2	15.808	14.035	14.557	44.400	14	15.666	13.784	13.957	43.407	N°205 Francesco Galletto				
3	16.294	14.457	14.396	45.147	15	15.698	13.776	13.901	43.375	1	18.024	14.646	14.862	47.532
4	15.738	14.076	14.371	44.185	16	15.745	13.799	13.918	43.462	2	15.936	14.506	14.732	45.174
5	15.663	13.813	14.047	43.523	17	15.727	13.795	13.980	43.502	3	15.669	14.092	14.753	44.514
6	15.583	14.269	14.214	44.066	18	15.818	13.833	13.898	43.549	4	15.964	25.932	14.528	56.424
7	15.566	13.822	13.984	43.372	19	15.711	13.761	13.952	43.424	5	15.701	14.187	14.234	44.122
8	15.558	13.759	13.945	43.262	20	15.667	13.721	13.932	43.320	6	15.708	13.998	14.174	43.880
9	15.784	14.172	14.191	44.147	21	15.654	13.806	13.917	43.377	7	15.738	13.919	14.118	43.775
10	15.551	13.776	13.910	43.237	22	15.705	13.707	13.968	43.380	8	15.687	13.914	14.189	43.790
11	15.568	13.801	13.899	43.268	23	15.724	13.796	13.956	43.476	9	15.696	13.959	14.155	43.810
12	15.586	13.779	13.945	43.310	24	15.723	13.722	13.926	43.371	10	15.659	13.909	14.047	43.615
13	15.606	13.712	13.919	43.237	25	15.746	13.765	13.966	43.477	11	15.685	13.857	14.060	43.602
14	15.560	13.786	13.922	43.268	N°203 Aatu Moilainen					12	15.642	13.944	14.023	43.609
15	15.551	13.737	13.967	43.255	1	17.283	14.433	14.751	46.467	13	15.631	13.887	14.051	43.569
16	15.561	13.726	14.038	43.325	2	15.990	14.553	14.462	45.005	14	15.668	13.868	14.045	43.581
17	15.552	13.718	13.908	43.178	3	16.047	14.195	14.282	44.524	15	15.669	13.929	13.995	43.593
18	15.589	13.677	13.912	43.178	4	15.815	13.970	14.439	44.224	16	15.637	13.912	14.018	43.567
19	15.572	13.725	13.937	43.234	5	15.898	14.056	14.075	44.029	17	15.646	13.885	14.006	43.537
20	15.628	13.772	13.943	43.343	6	15.687	13.940	14.085	43.712	18	15.641	13.899	13.988	43.528
21	15.634	13.835	13.932	43.401	7	15.709	13.823	13.991	43.523	19	15.621	13.844	14.620	44.085
22	15.547	13.681	13.911	43.139	8	15.671	13.785	14.017	43.473	20	15.812	13.946	14.035	43.793
23	15.612	13.705	13.950	43.267	9	15.704	13.819	14.124	43.647	21	15.672	13.903	14.001	43.576
24	15.621	13.717	13.947	43.285	10	15.667	13.713	14.019	43.399	22	15.669	13.918	14.051	43.638
25	15.556	13.736	13.969	43.261	11	15.697	13.730	13.958	43.385	23	15.666	13.894	14.016	43.576
N°202 Andreas Jochimsen					12	15.627	13.757	14.013	43.397	24	15.669	13.891	13.951	43.511
1	18.731	14.710	14.818	48.259	13	15.657	13.756	13.937	43.350	25	15.652	13.935	14.012	43.599
2	16.059	14.295	14.653	45.007	14	15.633	13.751	13.986	43.370	N°206 Benjamin Lessennes				
3	15.892	14.011	14.708	44.611	15	15.635	13.733	14.016	43.384	1	17.518	14.426	14.833	46.777
4	15.911	14.490	14.460	44.861	16	15.648	13.747	13.978	43.373	2	15.805	14.077	14.543	44.425
5	15.765	13.910	14.249	43.924	17	15.696	13.732	13.936	43.364	3	15.739	14.396	14.457	44.592
6	15.723	13.846	14.049	43.618	18	15.622	13.753	13.934	43.309	4	15.591	14.097	14.563	44.251
7	15.755	13.793	13.982	43.530	19	15.670	13.796	13.948	43.414	5	15.695	13.744	14.039	43.478
8	15.733	13.759	13.990	43.482	20	15.630	13.780	13.946	43.356	6	15.505	13.783	14.096	43.384
9	15.698	13.781	13.969	43.448	21	15.669	13.758	13.903	43.330	7	15.555	13.696	13.961	43.212
10	15.668	13.763	13.940	43.371	22	15.670	13.717	13.929	43.316	8	15.567	13.760	14.396	43.723
11	15.705	13.797	13.888	43.390	23	15.608	13.754	13.949	43.311	9	15.752	13.838	14.007	43.597





KF

Final Analysis

For information purposes. No official / regulatory value

Laps	Sector 1	Sector 2	Sector 3	Lap Time
10	15.553	13.816	13.957	43.326
11	15.543	13.805	13.984	43.332
12	15.552	13.741	13.961	43.254
13	15.555	13.735	14.018	43.308
14	15.549	13.733	14.010	43.292
15	15.521	13.762	13.949	43.232
16	15.528	13.748	13.975	43.251
17	15.586	13.730	14.018	43.334
18	15.539	13.756	13.965	43.260
19	15.556	13.761	13.981	43.298
20	15.564	13.754	14.002	43.320
21	15.545	13.781	13.986	43.312
22	15.546	13.773	13.936	43.255
23	15.538	13.730	13.976	43.244
24	15.502	13.768	13.986	43.256
25	15.546	13.746	14.098	43.390

N°208 Max Fewtrell

1	16.751	14.361	14.673	45.785
2	15.995	14.026	14.784	44.805
3	15.819	13.875	14.230	43.924
4	15.748	13.843	14.101	43.692
5	15.725	13.868	14.026	43.619
6	15.663	13.749	13.971	43.383
7	15.615	13.675	13.988	43.278
8	15.656	13.689	13.959	43.304
9	15.631	13.729	13.967	43.327
10	15.659	13.723	13.979	43.361
11	15.678	13.737	13.929	43.344
12	15.696	13.728	13.918	43.342
13	15.650	14.115	13.966	43.731
14	15.651	13.704	13.988	43.343
15	15.636	13.680	13.929	43.245
16	15.593	13.692	13.931	43.216
17	15.593	14.006	13.936	43.535
18	15.644	13.675	13.899	43.218
19	15.629	13.746	13.884	43.259
20	15.599	13.678	13.862	43.139
21	15.615	13.731	13.937	43.283

Laps	Sector 1	Sector 2	Sector 3	Lap Time
22	15.623	13.656	13.914	43.193
23	15.805	13.735	13.943	43.483
24	15.684	13.762	13.899	43.345
25	15.647	13.744	13.927	43.318

N°209 Kristian Thorsen

1	17.782	14.573	15.071	47.426
2	15.898	14.602	14.570	45.070
3	15.763	14.185	14.836	44.784

N°210 Juno Valtanen

1	17.754	14.488	15.009	47.251
2	15.860	14.068	14.892	44.820
3	15.836	14.139	14.907	44.882
4	15.832	13.875	14.150	43.857
5	15.765	13.884	14.072	43.721
6	15.625	13.751	14.046	43.422
7	15.697	13.796	14.082	43.575
8	15.672	13.741	14.035	43.448
9	15.634	13.830	14.134	43.598
10	15.683	13.773	14.163	43.619
11	15.751	13.740	14.378	43.869
12	15.707	13.766	14.059	43.532
13	15.689	13.749	14.048	43.486
14	15.631	13.764	14.046	43.441
15	15.594	13.764	14.037	43.395
16	15.660	13.715	13.979	43.354
17	15.632	13.736	14.016	43.384
18	15.636	13.752	13.999	43.387
19	15.634	13.780	14.019	43.433
20	15.745	13.790	14.040	43.575
21	15.728	13.755	14.001	43.484
22	15.640	13.747	14.004	43.391
23	15.709	13.735	14.049	43.493
24	15.651	13.746	14.006	43.403
25	15.686	13.852	14.112	43.650

N°211 Sami Saarelainen

1	17.865	14.535	15.034	47.434
2	15.923	14.278	14.479	44.680

Laps	Sector 1	Sector 2	Sector 3	Lap Time
3	15.839	14.021	14.838	44.698
4	16.255	14.733	14.317	45.305
5	15.818	14.203	14.237	44.258
6	15.822	13.848	14.014	43.684
7	15.744	13.909	13.959	43.612
8	15.782	13.803	14.017	43.602
9	15.714	13.828	14.030	43.572
10	15.786	13.835	13.922	43.543
11	15.720	13.831	13.928	43.479
12	15.719	13.821	13.945	43.485
13	15.733	13.872	13.948	43.553
14	15.689	13.761	13.963	43.413
15	15.783	13.820	13.940	43.543
16	15.747	13.865	13.916	43.528
17	15.763	13.777	13.900	43.440
18	15.744	13.802	13.863	43.409
19	15.702	13.789	13.889	43.380
20	15.714	13.793	13.918	43.425
21	15.767	13.846	13.914	43.527
22	15.751	13.766	13.886	43.403
23	15.738	13.799	13.904	43.441
24	15.754	13.820	13.895	43.469
25	15.744	13.941	13.932	43.617

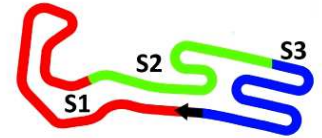
N°212 Manuel Valier

1	18.685	14.684	15.064	48.433
2	16.327	14.201	14.767	45.295

N°214 Sasakorn Chaimongkol

1	17.667	14.437	14.958	47.062
2	15.788	14.141	14.880	44.809
3	15.877	14.191	14.916	44.984
4	16.256	13.909	14.183	44.348
5	15.674	13.875	14.111	43.660
6	15.598	13.901	14.073	43.572
7	15.633	13.812	14.134	43.579
8	15.604	13.770	14.017	43.391
9	15.644	13.799	14.030	43.473
10	15.609	13.852	14.088	43.549
11	15.672	13.828	14.042	43.542





KF

Final
Analysis

For information purposes. No official / regulatory value

Laps	Sector 1	Sector 2	Sector 3	Lap Time
12	15.646	13.748	14.050	43.444
13	15.598	13.807	14.017	43.422
14	15.592	13.771	14.029	43.392
15	15.540	13.805	13.999	43.344
16	15.559	13.726	14.028	43.313
17	15.601	13.758	13.945	43.304
18	15.577	13.781	13.977	43.335
19	15.592	13.780	14.087	43.459
20	15.660	13.815	13.977	43.452
21	15.651	13.789	14.032	43.472
22	15.597	13.761	13.954	43.312
23	15.631	13.752	14.056	43.439
24	15.601	13.867	14.006	43.474
25	15.581	13.756	14.174	43.511

N°216 Szymon Szyszko

1	18.559	14.877	15.213	48.649
2	16.233	14.350	14.828	45.411
3	16.121	14.106	14.490	44.717
4	15.808	13.993	14.218	44.019
5	15.733	13.925	14.098	43.756
6	15.714	13.866	14.043	43.623
7	15.788	13.784	14.077	43.649
8	15.737	13.834	13.999	43.570
9	15.660	13.866	13.999	43.525
10	15.687	13.876	13.967	43.530
11	15.702	13.843	14.019	43.564
12	15.697	13.889	14.069	43.655
13	15.669	13.786	14.000	43.455
14	15.744	13.811	14.105	43.660
15	15.742	13.829	14.059	43.630
16	15.759	13.793	14.044	43.596
17	15.758	13.853	13.964	43.575
18	15.751	13.841	14.085	43.677
19	15.723	13.817	14.063	43.603
20	15.757	13.839	14.011	43.607
21	15.783	13.803	14.001	43.587
22	15.716	13.845	14.053	43.614
23	15.750	13.838	14.076	43.664

Laps	Sector 1	Sector 2	Sector 3	Lap Time
N°218 Simon Reicher				
1	18.427	14.779	15.150	48.356
2	16.237	14.255	14.796	45.288

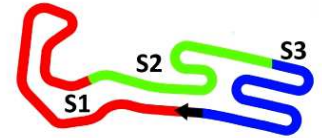
Laps	Sector 1	Sector 2	Sector 3	Lap Time
N°219 Leonardo Lorandi				
1	17.495	14.413	14.801	46.709
2	15.925	13.996	14.867	44.788
3	15.827	14.755	14.788	45.370
4	15.667	13.870	14.078	43.615
5	15.819	13.760	13.932	43.511
6	15.578	13.727	14.024	43.329
7	15.567	13.790	13.903	43.260
8	15.533	13.603	14.033	43.169
9	15.877	13.731	13.947	43.555
10	15.588	13.711	13.823	43.122
11	15.536	13.702	13.912	43.150
12	15.546	13.687	13.853	43.086
13	15.513	13.668	13.841	43.022
14	15.553	13.661	13.834	43.048
15	15.498	13.635	13.825	42.958
16	15.488	13.650	13.829	42.967
17	15.509	13.609	13.800	42.918
18	15.527	13.651	13.825	43.003
19	15.535	13.753	13.839	43.127
20	15.540	13.723	13.815	43.078
21	15.548	13.668	13.833	43.049
22	15.537	13.690	13.815	43.042
23	15.545	13.750	13.849	43.144
24	15.540	13.717	13.823	43.080
25	15.544	13.713	13.858	43.115

Laps	Sector 1	Sector 2	Sector 3	Lap Time
N°220 Aldo Festante				
1	18.319	14.728	15.300	48.347
2	16.072	14.488	14.868	45.428
3	16.070	14.130	14.769	44.969
4	16.022	14.059	14.263	44.344
5	15.688	13.930	14.145	43.763
6	15.736	13.997	14.395	44.128
7	15.933	13.876	14.093	43.902

Laps	Sector 1	Sector 2	Sector 3	Lap Time
8	15.677	13.762	14.093	43.532
9	15.644	13.837	13.961	43.442
10	15.746	13.844	14.077	43.667
11	15.668	13.789	13.939	43.396
12	15.706	13.858	13.941	43.505
13	15.838	13.847	14.086	43.771
14	15.690	13.790	14.069	43.549
15	15.751	13.779	14.240	43.770
16	15.708	13.811	14.002	43.521
17	15.723	13.880	14.018	43.621
18	15.743	13.857	14.019	43.619
19	15.733	13.885	14.099	43.717
20	15.817	13.785	14.126	43.728
21	15.745	13.852	13.962	43.559
22	15.698	13.864	13.946	43.508
23	15.762	13.865	13.992	43.619
24	15.767	13.877	14.074	43.718
25	15.748	13.887	14.054	43.689

Laps	Sector 1	Sector 2	Sector 3	Lap Time
N°221 Marco Moretti				
1	18.479	14.843	15.109	48.431
2	15.986	14.129	14.714	44.829
3	19.707	15.130	14.635	49.472
4	15.958	14.006	14.223	44.187
5	15.630	13.886	14.062	43.578
6	15.682	13.872	14.106	43.660
7	15.655	13.749	14.095	43.499
8	15.806	13.800	14.026	43.632
9	15.744	13.761	14.500	44.005
10	15.768	13.782	14.019	43.569
11	15.637	13.801	13.979	43.417
12	15.653	13.789	13.988	43.430
13	15.690	13.783	14.006	43.479
14	15.650	13.744	14.020	43.414
15	15.669	13.829	13.926	43.424
16	15.701	13.778	13.972	43.451
17	15.680	13.780	13.967	43.427
18	15.704	13.773	14.037	43.514
19	15.782	13.797	14.003	43.582



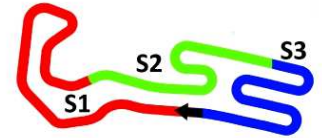


KF Final Analysis

For information purposes. No official / regulatory value

Laps	Sector 1	Sector 2	Sector 3	Lap Time	Laps	Sector 1	Sector 2	Sector 3	Lap Time	Laps	Sector 1	Sector 2	Sector 3	Lap Time
20	15.720	13.736	13.957	43.413	9	15.656	13.798	13.989	43.443	7	15.974	13.894	14.030	43.898
21	15.686	13.743	13.923	43.352	10	15.680	13.830	13.880	43.390	8	15.785	13.733	14.078	43.596
22	15.677	13.745	13.963	43.385	11	15.686	13.808	13.945	43.439	9	15.728	13.865	14.070	43.663
23	15.669	13.810	13.971	43.450	12	15.693	14.034	14.202	43.929	10	15.722	13.808	14.005	43.535
24	15.670	13.814	14.009	43.493	13	16.668	14.267	15.451	46.386	11	15.734	13.795	14.371	43.900
25	15.670	13.729	14.039	43.438	N°225 Rokas Baciuska					12	15.860	13.819	14.006	43.685
N°223 Richard Verschoor					1	16.890	14.404	14.621	45.915	13	15.728	13.843	14.127	43.698
1	16.744	14.356	14.665	45.765	2	15.827	14.115	14.643	44.585	14	15.747	13.863	14.081	43.691
2	15.934	14.371	15.027	45.332	3	16.115	13.996	14.310	44.421	15	15.703	13.782	14.010	43.495
3	16.254	14.167	14.275	44.696	4	15.684	13.931	14.216	43.831	16	15.722	13.791	14.002	43.515
4	15.639	13.907	14.106	43.652	5	15.674	13.897	14.458	44.029	17	15.667	13.823	13.953	43.443
5	15.633	13.866	14.150	43.649	6	15.662	13.823	14.159	43.644	18	15.675	13.789	13.952	43.416
6	15.548	13.759	13.946	43.253	7	15.616	13.820	14.034	43.470	19	15.733	13.787	14.059	43.579
7	15.591	13.744	13.971	43.306	8	15.649	13.794	14.364	43.807	20	15.730	13.805	13.958	43.493
8	15.566	13.714	13.879	43.159	9	15.820	14.472	14.411	44.703	21	15.662	13.814	13.980	43.456
9	15.595	13.768	13.854	43.217	10	15.593	13.819	14.583	43.995	22	15.680	13.784	14.000	43.464
10	15.612	13.692	13.849	43.153	11	15.610	13.748	14.058	43.416	23	15.845	13.799	13.998	43.642
11	15.552	13.757	13.898	43.207	12	15.542	13.788	14.023	43.353	24	15.689	13.826	14.074	43.589
12	15.533	13.760	13.856	43.149	13	15.578	13.773	14.017	43.368	25	15.673	13.774	13.964	43.411
13	15.586	13.772	13.912	43.270	14	15.610	13.771	14.028	43.409	N°227 Alexander Vartanyan				
14	15.656	13.675	13.901	43.232	15	15.600	13.786	14.035	43.421	1	16.576	14.256	14.328	45.160
15	15.603	13.747	13.874	43.224	16	15.570	13.785	14.077	43.432	2	15.946	14.032	14.249	44.227
16	15.585	13.678	13.857	43.120	17	15.571	13.798	14.029	43.398	3	15.748	13.957	14.166	43.871
17	15.580	13.687	13.880	43.147	18	15.578	13.761	14.012	43.351	4	15.649	13.891	14.018	43.558
18	15.608	13.668	13.886	43.162	19	15.621	13.811	14.373	43.805	5	15.673	13.872	13.952	43.497
19	15.598	14.088	13.957	43.643	20	15.849	13.842	14.050	43.741	6	15.628	13.823	13.915	43.366
20	15.589	13.779	13.971	43.339	21	15.584	13.797	14.056	43.437	7	15.574	13.799	13.885	43.258
21	15.656	13.757	13.921	43.334	22	15.581	13.753	14.029	43.363	8	15.630	13.712	13.871	43.213
22	15.576	13.670	13.797	43.043	23	15.534	13.758	14.075	43.367	9	15.594	13.749	13.856	43.199
N°224 Jacopo Gheno					24	15.534	13.845	14.049	43.428	10	15.585	13.742	13.853	43.180
1	18.430	14.803	15.200	48.433	25	15.585	13.761	14.052	43.398	11	15.651	13.732	13.814	43.197
2	16.145	14.766	15.573	46.484	N°226 Will Stowell					12	15.584	13.763	13.804	43.151
3	16.026	14.590	14.609	45.225	1	17.792	14.468	14.845	47.105	13	15.611	13.763	13.807	43.181
4	15.743	14.124	14.179	44.046	2	16.075	14.071	14.792	44.938	14	15.593	13.757	13.849	43.199
5	15.632	13.927	14.111	43.670	3	15.876	14.067	14.937	44.880	15	15.568	13.731	13.841	43.140
6	15.610	14.088	14.067	43.765	4	16.250	21.242	14.395	51.887	16	15.537	13.693	13.828	43.058
7	15.563	13.877	13.962	43.402	5	15.898	13.946	14.128	43.972	17	15.581	13.730	13.833	43.144
8	15.673	13.892	13.941	43.506	6	15.881	13.862	14.103	43.846	18	15.567	13.718	13.757	43.042





KF

Final
Analysis

For information purposes. No official / regulatory value

Laps	Sector 1	Sector 2	Sector 3	Lap Time	Laps	Sector 1	Sector 2	Sector 3	Lap Time
19	15.578	13.717	13.841	43.136	5	15.815	14.147	14.453	44.415
20	15.570	13.716	13.803	43.089	6	15.862	13.940	14.316	44.118
21	15.593	13.696	13.808	43.097	7	15.823	13.961	14.431	44.215
22	15.611	13.744	13.781	43.136	8	15.793	14.022	14.274	44.089
23	15.570	13.699	13.818	43.087	9	15.856	13.933	15.111	44.900
24	15.559	13.713	13.825	43.097	10	15.776	13.920	14.223	43.919
25	15.530	13.681	13.858	43.069	11	15.846	13.976	14.813	44.635
N°228 Giacomo Rossi					12	15.866	13.997	14.282	44.145
1	18.958	15.171	15.033	49.162	13	15.755	13.899	14.250	43.904
2	16.200	14.356	14.999	45.555	14	15.784	14.186	14.264	44.234
3	16.013	14.245	14.470	44.728	15	15.898	14.148	14.328	44.374
4	15.796	14.042	14.617	44.455	16	15.843	14.074	14.475	44.392
5	15.838	13.940	14.225	44.003	17	15.898	14.067	14.239	44.204
6	15.638	13.852	14.117	43.607	18	15.860	14.012	14.242	44.114
7	15.858	13.900	14.136	43.894	19	15.893	13.989	15.034	44.916
8	15.744	13.816	14.092	43.652	20	16.036	14.081	14.325	44.442
9	15.609	13.833	14.111	43.553	21	15.812	13.896	14.259	43.967
10	15.637	13.806	14.049	43.492	22	15.935	13.916	14.346	44.197
11	15.671	13.836	14.045	43.552	23	15.942	13.932	14.401	44.275
12	15.647	13.790	14.135	43.572	24	15.981	14.155	14.435	44.571
13	15.856	13.834	14.117	43.807	25	15.845	13.999	14.350	44.194
14	15.688	13.818	14.081	43.587					
15	15.626	13.792	14.128	43.546					
16	15.578	13.838	14.122	43.538					
17	15.649	13.799	14.046	43.494					
18	15.679	13.872	14.154	43.705					
19	15.697	13.851	14.099	43.647					
20	15.726	14.034	14.119	43.879					
21	15.699	13.924	14.102	43.725					
22	15.614	13.785	14.106	43.505					
23	15.667	13.807	14.137	43.611					
24	15.686	13.866	14.145	43.697					
25	15.682	13.829	14.172	43.683					
N°229 Gasper Mihevc									
1	18.781	15.218	14.916	48.915					
2	16.319	14.304	14.965	45.588					
3	16.102	14.227	14.578	44.907					
4	15.971	14.112	14.564	44.647					






























KF

Final Starting Grid

Document 29 OFFICIAL

			13	207 Joyner Tom Zanardi / TM / Vega		38 Points
204	Vollstedt Philip Tony Kart / Vortex / Vega		12	221 Moretti Marco Tony Kart / TM / Vega		22 Points
229	Mihvc Gasper Tony Kart / Vortex / Vega		11	228 Rossi Giacomo Zanardi / TM / Vega		27 Points
220	Festante Aldo Tony Kart / Vortex / Vega		10	212 Valier Manuel Tony Kart / Vortex / Vega		28 Points
216	Szysko Szymon Kosmic / Vortex / Vega		9	224 Gheno Jacopo Tony Kart / Vortex / Vega		18 Points
218	Reicher Simon FA Kart / Vortex / Vega		8	226 Stowell Will Tony Kart / Parilla / Vega		23 Points
205	Galletto Francesco Zanardi / TM / Vega		7	202 Jochimsen Andreas Croc Promotion / TM / Vega		16 Points
211	Saarelainen Sami Kosmic / Vortex / Vega		6	210 Valtanen Juno Kosmic / Vortex / Vega		13 Points
209	Thorsen Kristian Kosmic / Vortex / Vega		5	225 Baciуска Rokas Energy / TM / Vega		23 Points
214	Chaimongkol Sasakorn Kosmic / Vortex / Vega		4	201 Sorensen Christian Kosmic / Vortex / Vega		13 Points
206	Lessennes Benjamin Zanardi / TM / Vega		3	208 Fewtrell Max FA Alonso / Vortex / Vega		6 Points
203	Moilainen Aatu Tony Kart / Vortex / Vega		2	223 Verschoor Richard Exprit / Vortex / Vega		6 Points
219	Lorandi Leonardo Tony Kart / Vortex / Vega		1	227 Vartanyan Alexander Tony Kart / Vortex / Vega		0 Points

POLE POSITION




Start : 29/03 - 16:00 25 Laps = 25,250 Km

South Garda Karting - Lonato (ITA) 27-29/03/2015

FICr Mantova

Page 1 / 1

Apex Timing 



Scan this QR Code for livetiming

Alitest
 Test Rapidi per il Latte

Data processing and charts edit provided by:





KF

Pre-Final
Risultati

Document 27 OFFICIAL

Rnk	N°	Entrant	Nat	Driver	Nat	Equipment	Time	Laps	Best Lap	Gap	Interv.	Sector 1	Sector 2	Sector 3
1	=	227 Ward Racing	SWE	Vartanyan Alexander	RUS	Tony Kart / Vortex / Vega	14:34.206	20	43.048			15.565	13.689	13.794
2	▲5	219 Baby Race srl	ITA	Lorandi Leonardo	ITA	Tony Kart / Vortex / Vega	14:38.639	20	43.087	4.433	4.433	15.561	13.688	13.838
3	▼1	223 RB Racing	CHE	Verschoor Richard	NLD	Exprit / Vortex / Vega	14:38.881	20	43.205	4.675	0.242	15.589	13.756	13.860
4	▲2	203 Ward Racing	SWE	Moilainen Aatu	FIN	Tony Kart / Vortex / Vega	14:39.428	20	43.304	5.222	0.547	15.664	13.719	13.921
5	▼2	208 Ricky Flynn Motorsport	GBR	Fewtrell Max	GBR	FA Alonso / Vortex / Vega	14:39.775	20	43.165	5.569	0.347	15.663	13.663	13.839
6	▼2	206 Strakka Bhaitech	SWE	Lessennes Benjamin	BEL	Zanardi / TM / Vega	14:40.877	20	43.196	6.671	1.102	15.555	13.711	13.930
7	▲1	201 Storm Development	DNK	Sorensen Christian	DNK	Kosmic / Vortex / Vega	14:40.924	20	43.265	6.718	0.047	15.650	13.694	13.921
8	▼3	214 PM Racing	DEU	Chaimongkol Sasakorn	THA	Kosmic / Vortex / Vega	14:41.887	20	43.448	7.681	0.963	15.722	13.762	13.964
9	▲8	225 Energy Corse srl	ITA	Baciuska Rokas	LTU	Energy / TM / Vega	14:44.370	20	43.401	10.164	2.483	15.604	13.807	13.990
10	=	209 Storm Development	DNK	Thorsen Kristian	DNK	Kosmic / Vortex / Vega	14:45.500	20	43.358	11.294	1.130	15.636	13.773	13.949
11	▼2	210 Kohtala Sports	FIN	Valtanen Juno	FIN	Kosmic / Vortex / Vega	14:46.176	20	43.153	11.970	0.676	15.598	13.696	13.859
12	▲7	211 Kohtala Sports	FIN	Saarelainen Sami	FIN	Kosmic / Vortex / Vega	14:46.778	20	43.322	12.572	0.602	15.710	13.750	13.862
13	▼2	202 Storm Development	DNK	Jochimsen Andreas	DNK	Croc Promotion / TM / Vega	14:46.878	20	43.387	12.672	0.100	15.665	13.740	13.982
14	▼2	205 Strakka Bhaitech	SWE	Galletto Francesco	ITA	Zanardi / TM / Vega	14:47.269	20	43.421	13.063	0.391	15.692	13.792	13.937
15	▲3	226 PSR	GBR	Stowell Will	GBR	Tony Kart / Parilla / Vega	14:48.101	20	43.380	13.895	0.832	15.607	13.755	14.018
16	▼1	218 M.M. Racing Kart	LUX	Reicher Simon	AUT	FA Kart / Vortex / Vega	14:48.463	20	43.419	14.257	0.362	15.697	13.786	13.936
17	▼3	224 Morsicani Racing sas	ITA	Gheno Jacopo	ITA	Tony Kart / Vortex / Vega	14:52.173	20	43.557	17.967	3.710	15.697	13.822	14.038
18	▲6	216 Speedkart	POL	Szysko Szymon	POL	Kosmic / Vortex / Vega	14:52.347	20	43.495	18.141	0.174	15.715	13.844	13.936
19	▲4	212 KSM Racing Team	DEU	Valier Manuel	DEU	Tony Kart / Vortex / Vega	14:54.577	20	43.607	20.371	2.230	15.745	13.840	14.022
20	▲1	220 Forza Racing	GBR	Festante Aldo	ITA	Tony Kart / Vortex / Vega	14:56.412	20	43.654	22.206	1.835	15.836	13.825	13.993
21	▼1	228 Strakka Bhaitech	SWE	Rossi Giacomo	ITA	Zanardi / TM / Vega	14:56.651	20	43.681	22.445	0.239	15.701	13.868	14.112
22	▲3	229 Baby Race srl	ITA	Mihevc Gasper	SVN	Tony Kart / Vortex / Vega	14:59.698	20	43.812	25.492	3.047	15.764	13.904	14.144
23	▼7	221 Moretti Marco	ITA	Moretti Marco	ITA	Tony Kart / TM / Vega	15:05.261	20	43.398	31.055	5.563	15.715	13.714	13.969
24	▼2	204 RS Competition	DNK	Vollstedt Philip	DNK	Tony Kart / Vortex / Vega	6:55.081	9	44.210	11 Laps	11 Laps	15.867	14.155	14.188

Not Classified

	207	Strakka Bhaitech	SWE	Joyner Tom	GBR	Zanardi / TM / Vega				DNS				
	215	Energy Corse srl	ITA	Correa Juan	USA	Energy / TM / Vega	15:02.809		43.375	Excluded		15.666	13.755	13.954

N°215 Juan Correa : Conduttore n°215 Escluso dalla Manifestazione secondo la decisione n°17 dei CCSS

Leaders : N°227 Alexander Vartanyan (1-20)

Start Time : 29/03 - 11:36:55

Best Lap : N°227 Alexander Vartanyan 43.048 84,46 Kph

Weather : Sunny Air : 13°C Track : Secco

Event Record : N°227 Alexander Vartanyan 42.788 84,97 Kph

South Garda Karting - Lonato (ITA) 27-29/03/2015

Page 1 / 1

FICr Mantova

Apex Timing



Scan this QR Code for livetiming

Alitest
Test Rapidi per il Latte

Data processing and charts edit
provided by:



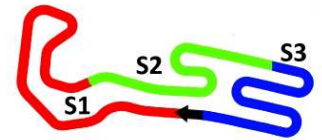


KF Pre-Final
 Lap Chart

For information purposes. No official / regulatory value

	1	2	3	4	5	6	7	8	9	10	11	12	13	14	15	16	17	18	19	20	21	22	23	24	25	26
Grid	227	223	208	206	214	203	219	201	210	209	202	205	215	224	218	221	225	226	211	228	220	204	212	216	229	207
Start	227	208	214	219	223	206	203	201	202	210	215	209	205	218	225	224	211	220	221	226	212	229	228	216	204	
Lap 1 Interval	227	219 0.8	214 0.2	223 0.4	208 0.1	203 0.1	201 0.2	215 0.2	225 0.1	206 0.4	202 0.1	218 0.2	209 0.6	205 0.1	224 0.1	221 0.2	220 0.3	211 0.3	212 0.3	226 0.1	210 0.1	229 0.4	228 0.2	216 0.4	204 0.2	
Lap 2	227	219 0.8	214 0.3	223 0.3	203 0.5	215 0.8	201 0.1	208 0.2	206 0.0	225 0.1	202 0.2	218 0.0	209 0.6	221 0.6	224 0.1	205 0.1	211 0.0	220 0.9	212 0.1	226 0.1	210 0.1	229 0.2	216 0.1	228 0.2	204 1.0	
Lap 3	227	219 0.7	223 0.8	214 0.0	203 0.4	215 0.7	201 0.2	206 0.3	225 0.6	208 0.0	202 0.1	209 0.6	221 0.1	218 0.3	224 0.2	205 0.5	211 0.0	226 1.3	220 0.8	210 0.1	212 0.1	216 0.2	229 0.4	228 0.1	204 0.1	
Lap 4	227	219 0.7	223 0.9	214 0.3	203 0.2	215 0.6	201 0.1	206 0.2	208 0.7	225 0.4	202 0.2	221 0.4	209 0.2	218 0.7	224 0.0	211 0.4	205 0.2	226 0.7	210 0.9	216 0.8	212 0.1	220 0.6	228 0.4	229 0.2	204 0.1	
Lap 5	227	219 0.6	223 1.0	214 0.3	203 0.3	215 0.5	206 0.3	201 0.1	208 0.5	225 0.5	202 0.1	221 0.4	209 0.6	218 0.7	211 0.3	205 0.5	224 0.1	226 0.0	210 0.6	216 2.1	212 0.1	220 0.1	228 0.2	229 0.5	204 0.5	
Lap 6	227	219 0.5	223 1.0	214 0.5	203 0.2	215 0.5	206 0.2	201 0.1	208 0.3	225 0.8	202 0.2	221 0.1	209 0.9	218 0.9	211 0.1	205 0.8	226 0.3	210 0.4	224 0.3	216 2.6	220 0.3	228 0.1	212 0.1	229 0.3	204 0.6	
Lap 7	227	219 0.7	223 1.0	214 0.5	203 0.3	215 0.5	206 0.2	208 0.4	201 0.0	225 0.8	221 0.2	202 0.2	209 0.9	218 1.0	211 0.1	205 0.8	226 0.2	210 0.2	224 1.0	216 2.2	220 0.3	212 0.3	228 0.5	229 0.2	204 0.6	
Lap 8	227	219 0.6	223 1.1	214 0.7	203 0.2	206 1.0	215 0.1	208 0.0	201 0.1	221 0.7	225 0.2	202 0.1	209 0.8	218 1.1	211 0.2	205 0.6	210 0.6	226 0.1	224 1.3	216 2.1	220 0.4	212 0.2	228 0.6	229 0.6	204 0.8	
Lap 9	227	219 0.7	223 1.1	214 0.9	203 0.1	206 1.0	208 0.4	215 0.3	201 0.1	221 0.3	225 0.2	202 0.2	209 0.9	218 1.6	211 0.2	205 0.1	210 0.2	226 0.5	224 1.4	216 1.9	212 0.8	220 0.0	228 0.6	229 0.9	204 0.6	
Lap 10	227	219 0.6	223 1.3	203 1.2	214 0.1	206 0.7	208 0.2	201 0.4	202 1.6	225 0.0	209 0.7	211 1.5	205 0.6	210 0.4	218 0.2	226 0.2	224 1.2	216 1.7	220 1.2	212 0.1	228 0.9	229 0.3	215 8.5	221 3.1		
Lap 11	227	219 0.7	223 1.2	203 1.4	214 0.3	206 0.5	208 0.1	201 0.6	225 1.9	202 0.2	209 0.3	211 1.5	205 0.4	210 0.2	226 0.9	218 0.0	224 1.2	216 1.5	220 1.4	212 0.1	228 0.9	229 0.4	215 8.7	221 2.8		
Lap 12	227	219 0.6	223 1.3	203 1.5	214 0.4	208 0.5	206 0.1	201 0.4	225 2.1	202 0.2	209 0.4	211 1.5	210 0.8	205 0.0	226 0.8	218 0.1	224 1.4	216 1.5	212 1.7	220 0.1	228 0.7	229 0.7	215 8.2	221 2.6		
Lap 13	227	219 0.5	223 1.4	203 1.6	214 0.5	208 0.4	206 0.2	201 0.2	225 2.2	202 0.1	209 0.3	211 1.5	210 0.6	205 0.3	226 0.8	218 0.2	224 2.1	216 1.1	212 1.5	220 0.3	228 0.6	229 1.0	215 7.8	221 2.5		
Lap 14	227	219 0.5	223 1.5	203 1.7	214 0.6	208 0.1	206 0.3	201 0.2	225 2.4	202 0.1	209 0.3	211 1.4	210 0.4	205 0.6	226 0.8	218 0.2	224 2.2	216 1.0	212 1.6	220 0.4	228 0.5	229 1.3	215 7.2	221 2.5		
Lap 15	227	219 0.6	223 1.6	203 1.8	208 0.9	214 0.2	206 0.0	201 0.2	202 2.6	225 0.1	209 0.1	211 1.4	210 0.2	205 1.0	226 0.6	218 0.4	224 2.2	216 1.0	212 1.7	220 0.5	228 0.5	229 2.0	215 6.4	221 2.4		
Lap 16	227	219 0.5	223 1.7	203 1.9	208 0.8	206 0.7	201 0.1	214 0.3	225 2.5	209 0.9	202 0.0	211 0.3	210 0.1	205 1.1	226 0.6	218 0.4	224 2.5	216 0.8	212 1.9	220 0.6	228 0.3	229 2.6	215 5.5	221 2.3		





KF

**Pre-Final
Lap Chart**

For information purposes. No official / regulatory value

Lap 17	227	219 0.5	223 1.8	203 2.0	208 0.6	206 0.7	201 0.2	214 0.4	225 2.4	209 1.2	211 0.4	210 0.2	202 0.1	205 0.8	226 0.5	218 0.5	224 2.8	216 0.5	212 2.1	220 0.8	228 0.2	229 3.1	215 4.6	221 2.3
Lap 18	227	219 0.6	223 2.1	203 1.8	208 0.5	206 0.9	201 0.2	214 0.6	225 2.4	209 1.2	211 0.3	210 0.2	202 0.3	205 0.8	226 0.5	218 0.5	224 3.0	216 0.3	212 2.2	220 0.8	228 0.3	229 3.2	215 4.3	221 2.3
Lap 19	227	219 0.6	223 2.2	203 2.0	208 0.4	206 0.9	201 0.2	214 0.8	225 2.4	209 1.1	211 0.2	210 0.2	202 0.3	205 0.8	226 0.6	218 0.4	224 3.2	216 0.2	212 2.3	220 1.6	228 0.2	229 2.7	215 3.8	221 2.3
Lap 20	227	219 4.4	223 0.2	203 0.5	208 0.3	206 1.1	201 0.0	214 0.9	225 2.4	209 1.1	210 0.6	211 0.6	202 0.1	205 0.3	226 0.8	218 0.3	224 3.7	216 0.1	212 2.2	220 1.8	228 0.2	229 3.0	215 3.1	221 2.4





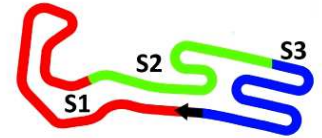
KF

Pre-Final Analysis

For information purposes. No official / regulatory value

Laps	Sector 1	Sector 2	Sector 3	Lap Time	Laps	Sector 1	Sector 2	Sector 3	Lap Time	Laps	Sector 1	Sector 2	Sector 3	Lap Time
N°201 Christian Sorensen					17	15.974	14.429	14.002	44.405	2	15.937	14.288	15.357	45.582
1	17.662	14.199	14.575	46.436	18	15.721	13.800	13.952	43.473	3	15.827	14.588	14.531	44.946
2	16.372	14.319	14.560	45.251	19	15.694	13.805	13.972	43.471	4	15.839	14.408	14.376	44.623
3	15.889	14.028	14.196	44.113	20	15.735	13.863	14.356	43.954	5	15.716	14.037	14.605	44.358
4	15.835	13.918	14.178	43.931	N°203 Aatu Moilainen					6	15.762	14.078	14.121	43.961
5	15.806	14.144	14.128	44.078	1	17.254	14.257	14.780	46.291	7	15.658	13.981	14.166	43.805
6	15.702	13.831	14.137	43.670	2	16.159	14.116	14.319	44.594	8	15.730	13.874	13.992	43.596
7	15.734	13.811	14.395	43.940	3	15.906	13.957	14.254	44.117	9	15.642	13.857	14.196	43.695
8	15.799	13.887	14.113	43.799	4	15.860	13.946	14.242	44.048	10	15.741	14.112	14.314	44.167
9	15.867	13.814	14.246	43.927	5	15.828	13.899	14.165	43.892	11	15.772	13.855	13.955	43.582
10	15.692	13.747	14.007	43.446	6	15.725	13.819	14.124	43.668	12	15.736	13.874	14.317	43.927
11	15.703	13.807	13.965	43.475	7	15.754	13.821	14.096	43.671	13	15.708	13.778	13.974	43.460
12	15.683	13.741	13.964	43.388	8	15.741	13.823	14.051	43.615	14	15.692	13.792	13.937	43.421
13	15.669	13.723	13.932	43.324	9	15.686	13.790	14.057	43.533	15	15.683	13.862	13.986	43.531
14	15.627	13.714	13.940	43.281	10	15.762	13.780	14.056	43.598	16	15.715	13.850	13.924	43.489
15	15.593	13.686	14.120	43.399	11	15.685	13.793	13.998	43.476	17	15.703	13.852	14.005	43.560
16	15.668	13.817	13.963	43.448	12	15.721	13.771	13.969	43.461	18	15.686	13.879	13.912	43.477
17	15.688	13.715	13.961	43.364	13	15.660	13.750	13.934	43.344	19	15.708	13.848	13.908	43.464
18	15.666	13.765	13.906	43.337	14	15.692	13.739	13.963	43.394	20	15.730	13.822	13.914	43.466
19	15.650	13.694	13.921	43.265	15	15.692	13.771	13.911	43.374	N°206 Benjamin Lessennes				
20	15.643	13.762	13.944	43.349	16	15.647	13.752	13.924	43.323	1	18.349	14.473	14.612	47.434
N°202 Andreas Jochimsen					17	15.719	13.742	13.919	43.380	2	15.914	14.208	14.674	44.796
1	18.289	14.453	14.602	47.344	18	15.664	13.719	13.921	43.304	3	15.878	13.981	14.333	44.192
2	15.985	14.317	14.667	44.969	19	15.694	13.734	13.923	43.351	4	15.691	13.969	14.150	43.810
3	16.124	14.191	14.357	44.672	20	15.711	13.723	13.999	43.433	5	15.660	13.878	14.154	43.692
4	16.032	13.956	14.410	44.398	N°204 Philip Vollstedt					6	15.587	13.792	14.214	43.593
5	15.726	13.833	14.142	43.701	1	17.903	15.645	15.336	48.884	7	15.686	13.831	14.155	43.672
6	15.730	13.867	14.086	43.683	2	16.293	14.813	14.838	45.944	8	15.618	13.810	14.458	43.886
7	15.744	14.063	14.086	43.893	3	16.001	14.394	14.768	45.163	9	15.664	13.757	14.050	43.471
8	15.677	13.848	14.192	43.717	4	16.110	14.763	14.489	45.362	10	15.639	13.804	14.098	43.541
9	15.672	13.783	14.060	43.515	5	15.903	14.338	14.564	44.805	11	15.621	13.745	14.058	43.424
10	15.737	13.811	14.728	44.276	6	15.846	14.351	14.491	44.688	12	15.619	13.711	14.401	43.731
11	16.309	13.787	14.002	44.098	7	15.806	14.186	14.376	44.368	13	15.796	13.648	14.060	43.504
12	15.711	13.846	13.961	43.518	8	15.789	14.200	14.427	44.416	14	15.583	13.763	13.943	43.289
13	15.665	13.740	13.982	43.387	9	15.867	14.155	14.188	44.210	15	15.573	13.789	14.029	43.391
14	15.663	13.789	13.946	43.398	N°205 Francesco Galletto					16	15.816	13.729	14.069	43.614
15	15.677	13.741	14.103	43.521	1	18.576	14.741	14.773	48.090	17	15.555	13.711	13.930	43.196
16	15.806	14.112	14.812	44.730	18	15.630	13.738	13.979	43.347					





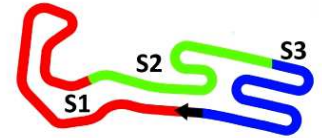
KF

Pre-Final
Analysis

For information purposes. No official / regulatory value

Laps	Sector 1	Sector 2	Sector 3	Lap Time	Laps	Sector 1	Sector 2	Sector 3	Lap Time	Laps	Sector 1	Sector 2	Sector 3	Lap Time
19	15.610	13.732	13.951	43.293	15	15.635	13.772	13.972	43.379	11	15.806	13.908	13.987	43.701
20	15.603	13.750	14.179	43.532	16	15.917	13.825	14.688	44.430	12	15.732	13.767	13.984	43.483
N°208 Max Fewtrell					17	15.806	13.869	13.977	43.652	13	15.715	13.745	13.917	43.377
1	17.109	14.376	15.089	46.574	18	15.650	13.846	13.941	43.437	14	15.693	13.769	13.884	43.346
2	16.587	14.103	15.227	45.917	19	15.672	13.779	13.993	43.444	15	15.660	13.738	13.950	43.348
3	16.329	13.983	14.612	44.924	20	15.639	13.820	13.995	43.454	16	15.691	13.819	13.915	43.425
4	15.938	13.825	14.167	43.930	N°210 Juno Valtanen					17	15.742	13.946	13.946	43.634
5	15.745	13.849	14.000	43.594	1	19.657	15.456	14.838	49.951	18	15.710	13.750	13.862	43.322
6	15.699	13.740	13.983	43.422	2	16.242	14.075	15.139	45.456	19	15.732	13.752	13.915	43.399
7	15.714	13.716	14.136	43.566	3	16.373	14.297	15.120	45.790	20	15.870	14.291	14.304	44.465
8	15.729	13.741	14.235	43.705	4	15.926	13.913	14.115	43.954	N°212 Manuel Valier				
9	15.824	13.716	14.126	43.666	5	15.713	13.823	14.054	43.590	1	18.082	15.246	14.985	48.313
10	15.696	13.706	13.967	43.369	6	15.707	13.836	14.294	43.837	2	15.981	14.262	15.113	45.356
11	15.698	13.647	13.964	43.309	7	15.704	13.786	14.018	43.508	3	16.243	14.182	15.870	46.295
12	15.728	13.721	14.040	43.489	8	15.695	13.856	14.174	43.725	4	16.231	13.988	14.609	44.828
13	15.726	13.650	13.969	43.345	9	15.636	13.714	13.961	43.311	5	15.811	14.101	14.907	44.819
14	15.649	13.659	13.860	43.168	10	15.737	14.215	14.398	44.350	6	15.873	14.378	14.958	45.209
15	15.713	13.655	14.128	43.496	11	15.728	13.741	13.917	43.386	7	15.847	13.971	14.098	43.916
16	15.663	13.663	13.839	43.165	12	15.698	13.715	14.174	43.587	8	15.787	13.945	14.073	43.805
17	15.678	13.631	13.901	43.210	13	15.598	13.696	13.859	43.153	9	15.774	13.852	14.308	43.934
18	15.649	13.675	13.845	43.169	14	15.621	13.668	13.881	43.170	10	15.749	13.859	14.947	44.555
19	15.701	13.684	13.876	43.261	15	15.643	13.655	13.860	43.158	11	15.920	13.932	14.058	43.910
20	15.671	13.652	14.041	43.364	16	15.692	13.718	13.911	43.321	12	15.847	13.981	14.063	43.891
N°209 Kristian Thorsen					17	15.744	13.927	14.030	43.701	13	15.745	13.840	14.022	43.607
1	18.458	14.686	14.816	47.960	18	15.661	13.743	13.925	43.329	14	15.795	13.832	14.020	43.647
2	16.038	14.201	14.600	44.839	19	15.698	13.752	13.945	43.395	15	15.794	13.884	14.019	43.697
3	15.918	14.040	14.631	44.589	20	15.754	13.953	13.932	43.639	16	15.821	13.858	14.074	43.753
4	15.816	13.953	14.712	44.481	N°211 Sami Saarelainen					17	15.785	13.868	14.012	43.665
5	15.816	13.967	14.280	44.063	1	18.630	15.204	14.827	48.661	18	15.705	13.935	13.977	43.617
6	15.707	13.930	14.089	43.726	2	15.925	14.226	14.372	44.523	19	15.725	13.895	14.057	43.677
7	15.705	13.916	14.068	43.689	3	16.062	14.556	14.320	44.938	20	15.784	13.966	14.064	43.814
8	15.703	13.899	14.042	43.644	4	15.888	14.099	14.371	44.358	N°214 Sasakorn Chaimongkol				
9	15.685	13.903	14.064	43.652	5	15.771	13.836	14.380	43.987	1	16.886	14.365	14.577	45.828
10	15.722	13.816	14.530	44.068	6	15.739	13.898	14.070	43.707	2	16.074	14.025	14.402	44.501
11	15.856	13.858	13.990	43.704	7	15.766	13.961	14.055	43.782	3	15.870	13.999	14.679	44.548
12	15.679	13.854	14.009	43.542	8	15.829	13.909	14.059	43.797	4	16.007	14.020	14.180	44.207
13	15.636	13.773	13.949	43.358	9	15.702	14.010	14.240	43.952	5	15.778	13.877	14.188	43.843
14	15.737	13.740	13.910	43.387	10	15.790	13.897	14.265	43.952	6	15.737	13.858	14.154	43.749





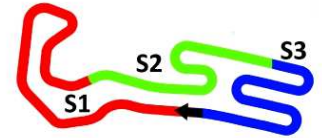
KF

Pre-Final Analysis

For information purposes. No official / regulatory value

Laps	Sector 1	Sector 2	Sector 3	Lap Time	Laps	Sector 1	Sector 2	Sector 3	Lap Time	Laps	Sector 1	Sector 2	Sector 3	Lap Time
7	15.705	13.827	14.095	43.627	3	16.244	14.485	15.050	45.779	20	15.748	13.794	14.021	43.563
8	15.747	13.857	14.047	43.651	4	16.191	13.963	14.280	44.434	N°219 Leonardo Lorandi				
9	15.689	13.856	14.079	43.624	5	15.863	14.277	14.667	44.807	1	16.634	14.299	14.567	45.500
10	15.705	13.817	14.434	43.956	6	15.841	14.516	14.357	44.714	2	16.024	14.076	14.334	44.434
11	15.829	13.840	14.028	43.697	7	15.826	13.899	14.140	43.865	3	15.756	13.938	14.248	43.942
12	15.739	13.818	13.994	43.551	8	15.789	13.921	14.182	43.892	4	15.729	13.943	14.177	43.849
13	15.722	13.762	13.964	43.448	9	15.782	13.855	14.051	43.688	5	15.748	13.883	14.076	43.707
14	15.705	13.788	14.008	43.501	10	15.790	13.861	14.354	44.005	6	15.678	13.847	14.061	43.586
15	15.670	14.009	14.188	43.867	11	15.800	13.851	14.020	43.671	7	15.668	13.840	14.080	43.588
16	15.764	14.388	14.003	44.155	12	15.758	13.850	14.228	43.836	8	15.603	13.769	14.011	43.383
17	15.740	13.770	13.962	43.472	13	15.963	13.821	14.010	43.794	9	15.640	13.756	14.014	43.410
18	15.697	13.801	13.959	43.457	14	15.755	13.802	13.949	43.506	10	15.572	13.789	13.943	43.304
19	15.711	13.805	13.982	43.498	15	15.790	13.839	13.943	43.572	11	15.598	13.783	13.955	43.336
20	15.684	13.859	13.936	43.479	16	15.783	13.862	13.944	43.589	12	15.609	13.745	13.925	43.279
N°215 Juan Correa					17	15.731	13.807	13.965	43.503	13	15.573	13.722	13.858	43.153
1	17.620	14.250	14.628	46.498	18	15.715	13.844	13.936	43.495	14	15.626	13.693	13.886	43.205
2	16.020	14.239	14.642	44.901	19	15.802	13.806	13.955	43.563	15	15.622	13.731	13.813	43.166
3	15.808	13.954	14.244	44.006	20	15.958	13.848	14.132	43.938	16	15.561	13.688	13.838	43.087
4	15.865	13.887	14.241	43.993	N°218 Simon Reicher					17	15.578	13.672	13.929	43.179
5	15.719	13.842	14.191	43.752	1	18.082	14.545	14.597	47.224	18	15.573	13.689	13.868	43.130
6	15.671	13.804	14.247	43.722	2	15.987	14.244	14.576	44.807	19	15.573	13.700	13.862	43.135
7	15.701	13.845	14.113	43.659	3	16.244	14.183	15.348	45.775	20	15.655	15.885	15.409	46.949
8	15.647	14.124	14.504	44.275	4	15.858	14.101	14.717	44.676	N°220 Aldo Festante				
9	15.704	13.795	14.550	44.049	5	15.863	13.961	14.297	44.121	1	18.044	15.014	15.116	48.174
10	15.667	14.069	33.676	1:03.412	6	15.719	13.928	14.274	43.921	2	16.066	14.737	14.999	45.802
11	16.123	13.914	14.157	44.194	7	15.760	13.846	14.153	43.759	3	16.788	14.274	15.095	46.157
12	15.707	13.841	14.074	43.622	8	15.722	13.908	14.156	43.786	4	16.947	14.460	14.383	45.790
13	15.751	13.833	14.031	43.615	9	15.789	14.268	14.363	44.420	5	15.973	14.056	14.345	44.374
14	15.687	13.762	14.009	43.458	10	15.726	14.561	14.737	45.024	6	15.962	14.189	14.506	44.657
15	15.705	13.820	14.024	43.549	11	15.834	13.803	14.486	44.123	7	15.931	13.870	14.114	43.915
16	15.682	13.784	14.026	43.492	12	15.748	13.855	14.059	43.662	8	15.891	13.959	14.102	43.952
17	15.678	13.730	13.986	43.394	13	15.737	13.757	14.037	43.531	9	15.774	13.804	14.628	44.206
18	15.706	13.778	13.972	43.456	14	15.672	13.806	13.990	43.468	10	16.021	13.905	14.413	44.339
19	15.666	13.755	13.954	43.375	15	15.739	13.793	14.008	43.540	11	15.883	13.962	14.059	43.904
20	15.697	13.761	14.046	43.504	16	15.738	13.750	14.042	43.530	12	15.846	14.273	14.116	44.235
N°216 Szymon Szyszko					17	15.727	13.762	14.006	43.495	13	15.880	13.844	14.056	43.780
1	18.174	15.867	15.048	49.089	18	15.697	13.786	13.936	43.419	14	15.826	13.855	14.050	43.731
2	16.034	14.215	14.532	44.781	19	15.758	13.756	14.000	43.514	15	15.847	13.864	14.071	43.782





KF Pre-Final
Analysis

For information purposes. No official / regulatory value

Laps	Sector 1	Sector 2	Sector 3	Lap Time	Laps	Sector 1	Sector 2	Sector 3	Lap Time	Laps	Sector 1	Sector 2	Sector 3	Lap Time
16	15.977	13.904	14.031	43.912	12	15.629	13.760	13.947	43.336	8	15.665	13.856	14.451	43.972
17	15.881	13.896	14.048	43.825	13	15.582	13.728	13.931	43.241	9	15.592	13.836	14.033	43.461
18	15.836	13.825	13.993	43.654	14	15.617	13.750	13.928	43.295	10	15.616	13.818	15.103	44.537
19	15.917	14.236	14.293	44.446	15	15.600	13.751	13.886	43.237	11	15.915	13.879	14.005	43.799
20	15.913	13.908	14.176	43.997	16	15.589	13.756	13.860	43.205	12	15.696	13.823	14.019	43.538
N°221 Marco Moretti					17	15.628	13.746	13.930	43.304	13	15.615	13.792	14.058	43.465
1	18.094	15.147	14.542	47.783	18	15.705	13.870	13.905	43.480	14	15.604	13.807	13.990	43.401
2	16.010	13.979	14.800	44.789	19	15.642	13.759	13.832	43.233	15	15.594	13.817	14.373	43.784
3	15.821	13.936	14.389	44.146	20	15.691	13.911	15.293	44.895	16	15.847	13.772	13.950	43.569
4	15.893	13.827	14.313	44.033	N°224 Jacopo Gheno					17	15.614	13.790	14.000	43.404
5	15.741	13.896	14.023	43.660	1	18.119	14.892	14.732	47.743	18	15.635	13.833	13.966	43.434
6	15.707	13.735	14.010	43.452	2	16.252	14.492	14.457	45.201	19	15.655	13.837	14.012	43.504
7	15.748	13.715	14.035	43.498	3	15.909	14.296	14.370	44.575	20	15.628	13.858	14.022	43.508
8	15.727	13.745	14.044	43.516	4	15.873	14.231	14.393	44.497	N°226 Will Stowell				
9	15.691	13.739	14.004	43.434	5	15.975	14.025	15.216	45.216	1	17.960	15.719	14.855	48.534
10	15.688	13.715	36.717	1:06.120	6	15.844	13.989	15.129	44.962	2	16.163	14.109	15.151	45.423
11	16.026	13.942	13.958	43.926	7	15.770	14.216	14.217	44.203	3	16.332	14.083	14.558	44.973
12	15.689	13.767	13.954	43.410	8	15.784	14.048	14.249	44.081	4	15.811	13.941	14.188	43.940
13	15.791	13.755	13.997	43.543	9	15.718	14.049	14.080	43.847	5	15.784	13.870	14.235	43.889
14	15.733	13.716	13.977	43.426	10	15.793	13.985	14.434	44.212	6	15.969	13.882	14.258	44.109
15	15.732	13.832	13.918	43.482	11	15.818	13.974	14.059	43.851	7	15.735	13.793	14.127	43.655
16	15.715	13.714	13.969	43.398	12	15.778	14.013	14.088	43.879	8	15.757	13.895	14.447	44.099
17	15.713	13.738	13.955	43.406	13	15.957	14.148	14.064	44.169	9	15.811	13.783	14.135	43.729
18	15.698	13.744	13.967	43.409	14	15.714	13.910	13.956	43.580	10	15.726	13.993	14.649	44.368
19	15.715	13.739	13.945	43.399	15	15.697	13.822	14.038	43.557	11	15.768	13.718	14.285	43.771
20	15.764	13.747	14.082	43.593	16	15.793	13.933	14.104	43.830	12	15.669	13.752	14.151	43.572
N°223 Richard Verschoor					17	15.804	13.907	14.064	43.775	13	15.663	13.788	13.999	43.450
1	17.037	14.369	14.751	46.157	18	15.741	13.922	14.041	43.704	14	15.713	13.747	13.981	43.441
2	15.981	14.042	14.296	44.319	19	15.750	13.938	13.956	43.644	15	15.607	13.755	14.018	43.380
3	15.852	14.020	14.287	44.159	20	15.956	13.953	14.138	44.047	16	15.688	13.770	14.051	43.509
4	15.840	13.913	14.207	43.960	N°225 Rokas Baciуска					17	15.650	13.727	14.085	43.462
5	15.696	13.904	14.185	43.785	1	17.352	14.392	14.478	46.222	18	15.641	13.772	13.998	43.411
6	15.634	13.842	14.089	43.565	2	16.093	14.659	14.584	45.336	19	15.733	13.779	14.085	43.597
7	15.714	13.834	14.070	43.618	3	16.013	14.319	14.387	44.719	20	15.709	13.832	14.093	43.634
8	15.607	13.844	14.064	43.515	4	15.750	14.319	14.307	44.376	N°227 Alexander Vartanyan				
9	15.645	13.756	14.026	43.427	5	15.641	13.885	14.197	43.723	1	16.320	14.111	14.496	44.927
10	15.661	13.819	13.966	43.446	6	15.630	13.849	14.189	43.668	2	15.983	14.131	14.266	44.380
11	15.599	13.777	13.935	43.311	7	15.624	13.939	14.122	43.685	3	15.784	14.017	14.234	44.035





KF Pre-Final
 Analysis

For information purposes. No official / regulatory value

Laps	Sector 1	Sector 2	Sector 3	Lap Time
4	15.741	13.947	14.214	43.902
5	15.743	13.932	14.130	43.805
6	15.696	13.853	14.095	43.644
7	15.617	13.766	14.030	43.413
8	15.667	13.753	14.049	43.469
9	15.623	13.747	13.992	43.362
10	15.591	13.769	13.961	43.321
11	15.621	13.765	13.925	43.311
12	15.610	13.821	13.894	43.325
13	15.659	13.744	13.884	43.287
14	15.556	13.752	13.855	43.163
15	15.556	13.716	13.861	43.133
16	15.581	13.745	13.791	43.117
17	15.645	13.745	13.853	43.243
18	15.565	13.689	13.794	43.048
19	15.542	13.705	13.829	43.076
20	15.561	13.759	13.861	43.181

N°228 Giacomo Rossi

Laps	Sector 1	Sector 2	Sector 3	Lap Time
1	18.323	15.608	15.054	48.985
2	16.278	14.652	14.550	45.480
3	16.189	14.767	15.163	46.119
4	16.140	14.435	14.471	45.046
5	15.828	14.055	14.336	44.219
6	15.921	14.120	14.514	44.555
7	15.945	14.455	14.243	44.643
8	15.746	13.918	14.207	43.871
9	16.001	13.905	14.163	44.069
10	15.846	13.918	14.985	44.749
11	15.853	13.928	14.121	43.902
12	15.778	13.882	14.192	43.852
13	15.756	13.882	14.080	43.718
14	15.701	13.868	14.112	43.681
15	15.756	13.860	14.072	43.688
16	15.745	13.888	14.145	43.778
17	15.761	13.865	14.096	43.722
18	15.795	13.898	14.045	43.738
19	15.757	13.918	14.713	44.388
20	15.815	13.891	14.237	43.943

N°229 Gasper Mihevc

Laps	Sector 1	Sector 2	Sector 3	Lap Time
1	18.276	15.456	15.132	48.864
2	16.244	14.433	14.618	45.295
3	16.254	15.032	15.095	46.381
4	16.112	14.720	14.627	45.459
5	15.953	14.011	14.516	44.480
6	15.829	13.955	14.778	44.562
7	15.959	14.037	14.372	44.368
8	15.886	13.942	14.404	44.232
9	15.873	14.171	14.339	44.383
10	15.757	13.951	14.436	44.144
11	15.821	13.910	14.334	44.065
12	15.797	13.953	14.319	44.069
13	15.806	13.994	14.238	44.038
14	15.958	13.940	14.134	44.032
15	15.890	14.211	14.268	44.369
16	15.926	14.043	14.413	44.382
17	15.910	14.043	14.291	44.244
18	15.764	13.904	14.144	43.812
19	15.767	13.944	14.195	43.906
20	15.830	13.993	14.382	44.205





KF

**Pre-Final
Starting Grid**

Document 24 OFFICIAL

207	Joyner Tom Zanardi / TM / Vega	GBR 38 Points	13	229	Mihevc Gasper Tony Kart / Vortex / Vega	SVN 29 Points
216	Szysko Szymon Kosmic / Vortex / Vega	POL 29 Points	12	212	Valier Manuel Tony Kart / Vortex / Vega	DEU 28 Points
204	Vollstedt Philip Tony Kart / Vortex / Vega	DNK 28 Points	11	220	Festante Aldo Tony Kart / Vortex / Vega	ITA 28 Points
228	Rossi Giacomo Zanardi / TM / Vega	ITA 27 Points	10	211	Saarelainen Sami Kosmic / Vortex / Vega	FIN 25 Points
226	Stowell Will Tony Kart / Parilla / Vega	GBR 23 Points	9	225	Baciuska Rokas Energy / TM / Vega	LTU 23 Points
221	Moretti Marco Tony Kart / TM / Vega	ITA 22 Points	8	218	Reicher Simon FA Kart / Vortex / Vega	AUT 19 Points
224	Gheno Jacopo Tony Kart / Vortex / Vega	ITA 18 Points	7	215	Correa Juan Energy / TM / Vega	USA 18 Points
205	Galletto Francesco Zanardi / TM / Vega	ITA 17 Points	6	202	Jochimsen Andreas Croc Promotion / TM / Vega	DNK 16 Points
209	Thorsen Kristian Kosmic / Vortex / Vega	DNK 15 Points	5	210	Valtanen Juno Kosmic / Vortex / Vega	FIN 13 Points
201	Sorensen Christian Kosmic / Vortex / Vega	DNK 13 Points	4	219	Lorandi Leonardo Tony Kart / Vortex / Vega	ITA 12 Points
203	Moilainen Aatu Tony Kart / Vortex / Vega	FIN 11 Points	3	214	Chaimongkol Sasakorn Kosmic / Vortex / Vega	THA 7 Points
206	Lessennes Benjamin Zanardi / TM / Vega	BEL 6 Points	2	208	Fewtrell Max FA Alonso / Vortex / Vega	GBR 6 Points
223	Verschoor Richard Exprit / Vortex / Vega	NLD 6 Points	1	227	Vartanyan Alexander Tony Kart / Vortex / Vega	RUS 0 Points

POLE POSITION



Start : 29/03 - 11:30 20 Laps = 20,200 Km

South Garda Karting - Lonato (ITA) 27-29/03/2015

FICr Mantova

Page 1 / 1

Apex Timing



Scan this QR Code for livetiming

Alitest
Test Rapidi per il Latte

Data processing and charts edit
provided by:





KF

Qualifying Heats Merge Results

Document 23 OFFICIAL

Rnk	N°	Entrant	Nat	Driver	Nat	A-B	B-C	A-C	Points
1	227	Ward Racing		Alexander Vartanyan		0	-	0	0
2	223	RB Racing		Richard Verschoor		3	3	-	6
3	208	Ricky Flynn Motorsport		Max Fewtrell		-	4	2	6
4	206	Strakka Bhaitech		Benjamin Lessennes		2	-	4	6
5	214	PM Racing		Sasakorn Chaimongkol		5	2	-	7
6	203	Ward Racing		Aatu Moilainen		-	0	11	11
7	219	Baby Race srl		Leonardo Lorandi		4	-	8	12
8	201	Storm Development		Christian Sorensen		-	6	7	13
9	210	Kohtala Sports		Juno Valtanen		6	7	-	13
10	209	Storm Development		Kristian Thorsen		12	-	3	15
11	202	Storm Development		Andreas Jochimsen		10	-	6	16
12	205	Strakka Bhaitech		Francesco Galletto		9	8	-	17
13	215	Energy Corse srl		Juan Correa		-	13	5	18
14	224	Morsicani Racing sas		Jacopo Gheno		8	10	-	18
15	218	M.M. Racing Kart		Simon Reicher		-	9	10	19
16	221	Moretti Marco		Marco Moretti		17	5	-	22
17	225	Energy Corse srl		Rokas Baciуска		7	16	-	23
18	226	PSR		Will Stowell		-	14	9	23
19	211	Kohtala Sports		Sami Saarelainen		11	-	14	25
20	228	Strakka Bhaitech		Giacomo Rossi		16	11	-	27
21	220	Forza Racing		Aldo Festante		15	-	13	28
22	204	RS Competition		Philip Vollstedt		-	12	16	28
23	212	KSM Racing Team		Manuel Valier		13	15	-	28
24	216	Speedkart		Szymon Szyszko		14	-	15	29
25	229	Baby Race srl		Gasper Mihevc		-	17	12	29
26	207	Strakka Bhaitech		Tom Joyner		19	-	19	38





KF

Qualifying Heats A-C
Risultati

Document 22 OFFICIAL

Rnk	N°	Entrant	Nat	Driver	Nat	Equipment	Time	Laps	Best Lap	Gap	Interv.	Sector 1	Sector 2	Sector 3	Points
1	=	227 Ward Racing		Vartanyan Alexander		Tony Kart / Vortex / Vega	10:57.680	15	43.077			15.571	13.677	13.829	0
2	=	208 Ricky Flynn Motorsport		Fewtrell Max		FA Alonso / Vortex / Vega	10:58.563	15	43.180	0.883	0.883	15.612	13.694	13.874	2
3	▲4	209 Storm Development		Thorsen Kristian		Kosmic / Vortex / Vega	11:02.263	15	43.334	4.583	3.700	15.613	13.763	13.958	3
4	▲1	206 Strakka Bhaitech		Lessennes Benjamin		Zanardi / TM / Vega	11:02.904	15	43.283	5.224	0.641	15.508	13.751	14.024	4
5	▼1	215 Energy Corse srl		Correa Juan		Energy / TM / Vega	11:03.319	15	43.250	5.639	0.415	15.580	13.741	13.929	5
6	▲3	202 Storm Development		Jochimsen Andreas		Croc Promotion / TM / Vega	11:04.226	15	43.340	6.546	0.907	15.602	13.774	13.964	6
7	▲1	201 Storm Development		Sorensen Christian		Kosmic / Vortex / Vega	11:04.324	15	43.421	6.644	0.098	15.603	13.760	14.058	7
8	▼5	219 Baby Race srl		Lorandi Leonardo		Tony Kart / Vortex / Vega	11:06.161	15	43.107	8.481	1.837	15.551	13.672	13.884	8
9	▲3	226 PSR		Stowell Will		Tony Kart / Parilla / Vega	11:06.364	15	43.381	8.684	0.203	15.628	13.784	13.969	9
10	=	218 M.M. Racing Kart		Reicher Simon		FA Kart / Vortex / Vega	11:06.678	15	43.471	8.998	0.314	15.730	13.796	13.945	10
11	▼5	203 Ward Racing		Moilainen Aatu		Tony Kart / Vortex / Vega	11:15.547	15	43.248	17.867	8.869	15.620	13.733	13.895	11
12	▲4	229 Baby Race srl		Mihevc Gasper		Tony Kart / Vortex / Vega	11:15.742	15	44.111	18.062	0.195	15.820	14.002	14.289	12
13	▼2	220 Forza Racing		Festante Aldo		Tony Kart / Vortex / Vega	7:05.062	9	44.040	6 Laps	6 Laps	15.956	13.989	14.095	13
14	▲1	211 Kohtala Sports		Saarelainen Sami		Kosmic / Vortex / Vega	3:54.744	5	44.754	10 Laps	4 Laps	15.977	13.990	14.787	14
15	▼2	216 Speedkart		Szyszko Szymon		Kosmic / Vortex / Vega	3.635	0		15 Laps	5 Laps				15
16	▼2	204 RS Competition		Vollstedt Philip		Tony Kart / Vortex / Vega		0		15 Laps					16

Not Classified

		207 Strakka Bhaitech		Joyner Tom		Zanardi / TM / Vega				DNS					19
--	--	----------------------	--	-------------------	--	---------------------	--	--	--	------------	--	--	--	--	-----------

Leaders : N°219 Leonardo Lorandi (1-1) / N°208 Max Fewtrell (2-4) / N°227 Alexander Vartanyan (5-15)

Start Time : 28/03 - 16:08:23

Best Lap : N°227 Alexander Vartanyan 43.077 84,40 Kph

Weather : Sunny Air : 13°C Track : Secco

Event Record : N°227 Alexander Vartanyan 42.788 84,97 Kph

South Garda Karting - Lonato (ITA) 27-29/03/2015

Page 1 / 1

FICr Mantova

Apex Timing

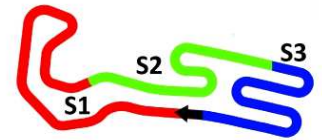


Scan this QR Code for livetiming

Alitest
 Test Rapidi per il Latte

Data processing and charts edit provided by:





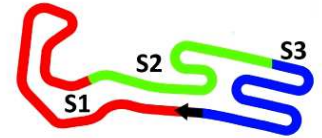
KF

Qualifying Heats A-C
Lap Chart

For information purposes. No official / regulatory value

	1	2	3	4	5	6	7	8	9	10	11	12	13	14	15	16	17
Grid	227	208	219	215	206	203	209	201	202	218	220	226	216	204	211	229	207
Start	227	219	208	206	215	209	202	203	201	220	218	216	226	211	229		
Lap 1 Interval	219	206 0.0	215 0.0	208 0.1	227 0.4	209 0.4	202 0.2	203 0.1	201 0.2	226 2.3	211 0.1	218 0.4	229 0.2	220 16.5			
Lap 2	208	227 0.1	209 0.3	206 0.6	203 0.0	201 0.3	202 0.1	226 1.6	215 0.2	219 0.5	211 0.1	218 0.1	229 0.3	220 16.2			
Lap 3	208	227 0.2	209 0.4	203 1.0	201 0.3	206 0.8	202 0.0	215 1.1	226 0.3	219 0.0	218 0.5	211 0.1	229 0.5	220 16.7			
Lap 4	208	227 0.2	209 0.4	203 1.1	201 0.2	206 0.7	202 0.2	215 0.9	219 0.3	226 0.2	218 0.6	229 1.2	211 0.1	220 16.3			
Lap 5	227	208 0.0	209 0.6	203 1.0	201 0.2	206 0.6	202 0.1	215 0.7	219 0.2	226 0.5	218 0.7	229 1.9	211 2.1	220 14.0			
Lap 6	227	208 0.2	209 0.7	203 0.9	201 0.3	206 0.4	202 0.4	219 0.4	215 0.3	226 0.6	218 0.9	229 2.5	220 15.7				
Lap 7	227	208 0.3	209 0.8	203 0.8	201 0.4	206 0.3	202 0.3	219 0.2	215 0.5	226 0.7	218 1.0	229 3.2	220 15.5				
Lap 8	227	208 0.4	209 1.2	203 0.5	201 0.4	206 0.2	219 0.5	202 0.2	215 0.3	226 0.9	218 1.1	229 3.6	220 15.5				
Lap 9	227	208 0.5	209 1.3	203 0.4	206 0.6	201 0.1	219 0.2	202 0.4	215 0.2	226 1.3	218 1.1	229 4.3	220 15.2				
Lap 10	227	208 0.7	203 2.0	209 0.1	206 0.3	219 0.2	201 0.2	202 0.3	215 0.2	226 1.4	218 1.1	229 5.3					
Lap 11	227	208 0.7	203 2.1	209 0.3	219 0.3	201 0.4	206 0.2	202 0.1	215 0.0	226 1.6	218 1.2	229 6.0					
Lap 12	227	208 0.7	203 2.2	209 0.4	219 0.1	206 0.8	215 0.6	201 0.1	202 0.2	226 1.0	218 1.3	229 6.5					
Lap 13	227	208 0.7	203 2.5	219 0.3	209 0.3	206 0.7	215 0.5	201 0.2	202 0.2	226 1.2	218 1.3	229 7.1					
Lap 14	227	208 0.7	203 2.6	219 0.1	209 0.5	206 0.6	215 0.5	202 0.6	201 0.2	226 0.9	218 1.4	229 7.8					
Lap 15	227	208 0.8	209 3.7	206 0.6	215 0.4	202 0.9	201 0.0	219 1.8	226 0.2	218 0.3	203 8.8	229 0.1					





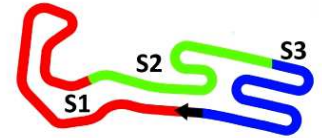
KF

Qualifying Heats A-C Analysis

For information purposes. No official / regulatory value

Laps	Sector 1	Sector 2	Sector 3	Lap Time	Laps	Sector 1	Sector 2	Sector 3	Lap Time	Laps	Sector 1	Sector 2	Sector 3	Lap Time
N°201 Christian Sorensen					5	15.798	13.842	14.175	43.815	11	15.626	13.699	13.868	43.193
1	17.350	14.965	14.380	46.695	6	15.753	13.826	14.013	43.592	12	15.697	13.715	13.856	43.268
2	16.505	14.187	14.508	45.200	7	15.718	13.758	13.974	43.450	13	15.612	13.694	13.874	43.180
3	16.145	14.152	14.171	44.468	8	15.692	13.786	13.973	43.451	14	15.623	13.700	13.857	43.180
4	15.831	13.910	14.191	43.932	9	15.625	13.790	13.968	43.383	15	15.665	13.706	13.844	43.215
5	15.867	13.856	14.105	43.828	10	15.718	13.718	14.034	43.470	N°209 Kristian Thorsen				
6	15.748	13.863	14.071	43.682	11	15.630	13.737	13.939	43.306	1	16.983	14.927	14.445	46.355
7	15.689	13.923	13.990	43.602	12	15.671	13.740	13.939	43.350	2	16.379	14.146	14.269	44.794
8	15.683	13.788	13.962	43.433	13	15.701	13.782	13.963	43.446	3	15.928	13.957	14.159	44.044
9	15.660	14.042	14.025	43.727	14	15.620	13.733	13.895	43.248	4	15.795	13.908	14.251	43.954
10	15.688	14.069	13.914	43.671	15	27.141	15.490	14.962	57.593	5	15.847	13.937	14.110	43.894
11	15.603	13.760	14.058	43.421	N°206 Benjamin Lessennes					6	15.789	13.867	14.065	43.721
12	15.720	13.983	14.705	44.408	1	16.650	14.073	14.748	45.471	7	15.712	13.811	13.990	43.513
13	15.710	13.819	13.953	43.482	2	17.612	14.257	14.594	46.463	8	15.721	13.858	14.153	43.732
14	15.708	14.225	13.886	43.819	3	16.671	14.382	14.578	45.631	9	15.701	13.807	13.986	43.494
15	15.783	13.780	14.020	43.583	4	15.782	13.887	14.222	43.891	10	15.892	13.827	14.421	44.140
N°202 Andreas Jochimsen					5	15.729	13.857	14.134	43.720	11	15.652	13.817	13.968	43.437
1	17.045	14.930	14.484	46.459	6	15.604	13.807	14.074	43.485	12	15.666	13.795	13.979	43.440
2	16.645	14.314	14.751	45.710	7	15.594	13.768	14.120	43.482	13	15.634	14.050	13.998	43.682
3	16.277	14.373	14.515	45.165	8	15.586	13.777	13.988	43.351	14	15.613	13.763	13.958	43.334
4	15.930	13.902	14.197	44.029	9	15.571	13.757	13.999	43.327	15	15.720	13.820	14.034	43.574
5	15.810	13.873	14.015	43.698	10	15.536	13.789	14.029	43.354	N°211 Sami Saarelainen				
6	15.917	13.885	13.971	43.773	11	15.550	14.169	14.450	44.169	1	17.591	16.688	14.594	48.873
7	15.698	13.790	13.914	43.402	12	15.565	13.748	14.079	43.392	2	16.015	14.690	14.690	45.395
8	15.697	14.087	13.989	43.773	13	15.549	13.816	13.987	43.352	3	15.977	13.990	14.787	44.754
9	15.632	13.763	13.984	43.379	14	15.508	13.751	14.024	43.283	4	15.973	15.055	14.304	45.332
10	15.602	13.774	13.964	43.340	15	15.768	13.778	14.014	43.560	5	16.246	14.614	15.780	46.640
11	15.626	13.759	14.114	43.499	N°208 Max Fewtrell					N°215 Juan Correa				
12	16.029	13.723	14.392	44.144	1	17.005	14.420	14.305	45.730	1	16.797	14.228	14.467	45.492
13	15.710	13.828	13.966	43.504	2	16.785	14.138	14.200	45.123	2	19.197	14.856	14.702	48.755
14	15.687	13.812	13.892	43.391	3	15.858	13.879	14.128	43.865	3	15.922	14.001	14.552	44.475
15	15.826	13.730	14.129	43.685	4	15.772	13.847	14.285	43.904	4	15.776	13.874	14.134	43.784
N°203 Aatu Moilainen					5	15.817	14.103	14.078	43.998	5	15.666	13.848	14.061	43.575
1	17.184	14.994	14.382	46.560	6	15.827	13.800	13.979	43.606	6	15.662	14.074	14.072	43.808
2	16.346	14.332	14.428	45.106	7	15.701	13.758	13.919	43.378	7	15.667	13.740	13.964	43.371
3	16.293	14.027	14.156	44.476	8	15.665	13.791	13.919	43.375	8	15.626	13.709	13.980	43.315
4	15.840	13.885	14.284	44.009	9	15.676	13.757	13.905	43.338	9	15.582	13.767	13.944	43.293
					10	15.651	13.740	13.863	43.254					





KF

Qualifying Heats A-C
Analysis

For information purposes. No official / regulatory value

Laps	Sector 1	Sector 2	Sector 3	Lap Time
10	15.684	13.746	13.906	43.336
11	15.565	13.780	13.995	43.340
12	15.684	13.754	14.285	43.723
13	15.599	13.799	13.934	43.332
14	15.580	13.741	13.929	43.250
15	15.755	13.716	13.957	43.428

N°218 Simon Reicher				
Laps	Sector 1	Sector 2	Sector 3	Lap Time
1	17.917	16.767	14.753	49.437
2	16.035	14.431	14.679	45.145
3	15.975	14.031	14.483	44.489
4	15.859	13.907	14.333	44.099
5	15.906	13.878	14.089	43.873
6	15.896	13.883	14.076	43.855
7	15.775	13.825	14.033	43.633
8	15.785	13.811	14.043	43.639
9	15.778	13.831	14.034	43.643
10	15.730	13.796	13.945	43.471
11	15.759	13.808	14.005	43.572
12	15.778	13.819	14.069	43.666
13	15.748	13.794	14.004	43.546
14	15.729	13.772	13.984	43.485
15	15.798	13.730	14.000	43.528

N°219 Leonardo Lorandi				
Laps	Sector 1	Sector 2	Sector 3	Lap Time
1	16.598	14.139	14.821	45.558
2	19.192	15.556	14.719	49.467
3	15.856	13.863	14.546	44.265
4	15.856	13.782	14.157	43.795
5	15.590	13.908	13.980	43.478
6	15.587	13.690	13.909	43.186
7	15.571	13.684	13.958	43.213
8	15.613	13.705	13.969	43.287
9	15.606	13.703	13.866	43.175
10	15.580	13.665	13.888	43.133
11	15.511	13.746	13.966	43.223
12	15.596	13.736	13.954	43.286
13	15.580	13.687	13.899	43.166
14	15.551	13.672	13.884	43.107
15			14.107	48.026

N°220 Aldo Festante				
Laps	Sector 1	Sector 2	Sector 3	Lap Time
1	17.523	34.126	14.724	1:06.373
2	16.295	14.170	14.450	44.915
3	16.194	14.333	14.759	45.286
4	16.092	14.040	14.266	44.398
5	16.067	14.008	14.204	44.279
6	16.009	13.987	14.140	44.136
7	15.924	13.952	14.168	44.044
8	16.004	13.986	14.106	44.096
9	15.956	13.989	14.095	44.040

N°226 Will Stowell				
Laps	Sector 1	Sector 2	Sector 3	Lap Time
1	17.944	16.245	14.509	48.698
2	16.064	14.247	14.306	44.617
3	15.939	14.114	14.959	45.012
4	16.070	13.794	14.175	44.039
5	15.709	13.907	14.141	43.757
6	15.819	13.788	14.077	43.684
7	15.742	13.817	13.976	43.535
8	15.699	13.885	13.937	43.521
9	15.669	13.844	14.105	43.618
10	15.757	13.681	14.039	43.477
11	15.707	13.825	13.992	43.524
12	15.726	13.736	14.037	43.499
13	15.753	13.773	14.112	43.638
14	15.628	13.784	13.969	43.381
15	15.861	14.574	14.189	44.624

N°227 Alexander Vartanyan				
Laps	Sector 1	Sector 2	Sector 3	Lap Time
1	17.279	14.658	14.437	46.374
2	16.545	14.133	14.179	44.857
3	15.892	13.931	14.148	43.971
4	15.735	13.864	14.291	43.890
5	15.743	13.725	14.208	43.676
6	15.662	13.745	14.001	43.408
7	15.671	13.770	13.907	43.348
8	15.634	13.730	13.893	43.257
9	15.561	13.780	13.826	43.167
10	15.579	13.723	13.842	43.144

Laps	Sector 1	Sector 2	Sector 3	Lap Time
11	15.555	13.715	13.898	43.168
12	15.590	13.749	13.866	43.205
13	15.572	13.757	13.920	43.249
14	15.648	13.719	13.790	43.157
15	15.571	13.677	13.829	43.077

N°229 Gasper Mihevc				
Laps	Sector 1	Sector 2	Sector 3	Lap Time
1	17.799	16.231	15.155	49.185
2	16.194	14.209	14.803	45.206
3	15.970	14.172	14.615	44.757
4	15.944	14.281	14.475	44.700
5	16.024	14.084	14.518	44.626
6	15.917	14.045	14.527	44.489
7	15.877	13.976	14.392	44.245
8	15.971	13.965	14.189	44.125
9	15.872	14.035	14.410	44.317
10	15.914	14.005	14.554	44.473
11	15.962	14.022	14.221	44.205
12	15.867	14.098	14.255	44.220
13	15.847	14.009	14.317	44.173
14	15.820	14.002	14.289	44.111
15	15.853	13.991	14.939	44.783





KF

Qualifying Heats A-C
Starting Grid

Document 16 OFFICIAL

			9	207 Joyner Tom Zanardi / TM / Vega	38 Points
229 Mihevc Gasper Tony Kart / Vortex / Vega	29 Points	8	211 Saarelainen Sami Kosmic / Vortex / Vega	25 Points	
204 Vollstedt Philip Tony Kart / Vortex / Vega	28 Points	7	216 Szyszko Szymon Kosmic / Vortex / Vega	29 Points	
226 Stowell Will Tony Kart / Parilla / Vega	23 Points	6	220 Festante Aldo Tony Kart / Vortex / Vega	28 Points	
218 Reicher Simon FA Kart / Vortex / Vega	19 Points	5	202 Jochimsen Andreas Croc Promotion / TM / Vega	16 Points	
201 Sorensen Christian Kosmic / Vortex / Vega	13 Points	4	209 Thorsen Kristian Kosmic / Vortex / Vega	15 Points	
203 Moilainen Aatu Tony Kart / Vortex / Vega	11 Points	3	206 Lessennes Benjamin Zanardi / TM / Vega	6 Points	
215 Correa Juan Energy / TM / Vega	18 Points	2	219 Lorandi Leonardo Tony Kart / Vortex / Vega	12 Points	
208 Fewtrell Max FA Alonso / Vortex / Vega	6 Points	1	227 Vartanyan Alexander Tony Kart / Vortex / Vega	0 Points	

POLE POSITION



Start : 28/03 - 16:00 15 Laps = 15,150 Km

South Garda Karting - Lonato (ITA) 27-29/03/2015

FICr Mantova

Page 1 / 1

Apex Timing



Scan this QR Code for livetiming

Alitest
 Test Rapidi per il Latte

Data processing and charts edit provided by:





KF

Qualifying Heats B-C
Risultati

Document 20 OFFICIAL

Rnk	N°	Entrant	Nat	Driver	Nat	Equipment	Time	Laps	Best Lap	Gap	Interv.	Sector 1	Sector 2	Sector 3	Penalty	Points
1	▲5	203 Ward Racing	SWE	Moilainen Aatu	FIN	Tony Kart / Vortex / Vega	11:01.251	15	43.240			15.654	13.710	13.876		0
2	▲1	214 PM Racing	DEU	Chaimongkol Sasakorn	THA	Kosmic / Vortex / Vega	11:01.999	15	43.386	0.748	0.748	15.649	13.782	13.955		2
3	▼2	223 RB Racing	CHE	Verschoor Richard	NLD	Exprit / Vortex / Vega	11:02.339	15	43.353	1.088	0.340	15.606	13.755	13.992		3
4	▼2	208 Ricky Flynn Motorsport	GBR	Fewtrell Max	GBR	FA Alonso / Vortex / Vega	11:02.382	15	43.152	1.131	0.043	15.569	13.687	13.896		4
5	=	221 Moretti Marco	ITA	Moretti Marco	ITA	Tony Kart / TM / Vega	11:02.675	15	43.276	1.424	0.293	15.677	13.695	13.904		5
6	▲2	201 Storm Development	DNK	Sorensen Christian	DNK	Kosmic / Vortex / Vega	11:03.423	15	43.284	2.172	0.748	15.648	13.744	13.892		6
7	▲10	210 Kohtala Sports	FIN	Valtanen Juno	FIN	Kosmic / Vortex / Vega	11:04.889	15	43.343	3.638	1.466	15.597	13.764	13.982		7
8	▲3	205 Strakka Bhaitech	SWE	Galletto Francesco	ITA	Zanardi / TM / Vega	11:05.372	15	43.394	4.121	0.483	15.624	13.777	13.993		8
9	▲1	218 M.M. Racing Kart	LUX	Reicher Simon	AUT	FA Kart / Vortex / Vega	11:05.845	15	43.451	4.594	0.473	15.650	13.772	14.029		9
10	▼1	224 Morsicani Racing sas	ITA	Gheno Jacopo	ITA	Tony Kart / Vortex / Vega	11:07.813	15	43.401	6.562	1.968	15.709	13.821	13.871		10
11	▲2	228 Strakka Bhaitech	SWE	Rossi Giacomo	ITA	Zanardi / TM / Vega	11:08.517	15	43.576	7.266	0.704	15.658	13.804	14.114		11
12	▲2	204 RS Competition	DNK	Vollstedt Philip	DNK	Tony Kart / Vortex / Vega	11:10.977	15	43.717	9.726	2.460	15.923	13.836	13.958		12
13	▼9	215 Energy Corse srl	ITA	Correa Juan	USA	Energy / TM / Vega	11:01.850	15	43.318	10.599	0.873	15.622	13.694	14.002	+10.000	13
14	▼2	226 PSR	GBR	Stowell Will	GBR	Tony Kart / Parilla / Vega	9:02.646	12	43.182	3 Laps	3 Laps	15.685	13.611	13.886		14
15	=	212 KSM Racing Team	DEU	Valier Manuel	DEU	Tony Kart / Vortex / Vega	8:12.294	11	43.577	4 Laps	1 Lap	15.722	13.812	14.043		15
16	▼9	225 Energy Corse srl	ITA	Baciuska Rokas	LTU	Energy / TM / Vega	7:24.778	10	43.518	5 Laps	1 Lap	15.654	13.799	14.065		16
17	▼1	229 Baby Race srl	ITA	Mihevc Gasper	CZE	Tony Kart / Vortex / Vega	6:49.332	9	44.093	6 Laps	1 Lap	15.894	13.976	14.223		17

N°215 Juan Correa : Conduttore n°10 penalizzato di 10" per la decisione n°7 dei CCSS

Leaders : N°214 Sasakorn Chaimongkol (1-6) / N°223 Richard Verschoor (7-7) / N°214 Sasakorn Chaimongkol (8-11) / N°203 Aatu Moilainen (12-12) / N°214 Sasakorn Chaimongkol (13-13) / N°203 Aatu Moilainen (14-15)

Start Time : 28/03 - 14:42:01

Best Lap : N°208 Max Fewtrell 43.152 84,26 Kph

Weather : Sunny Air : 13°C Track : Secco

Event Record : N°227 Alexander Vartanyan 42.788 84,97 Kph

South Garda Karting - Lonato (ITA) 27-29/03/2015

Page 1 / 1

FICr Mantova

Apex Timing

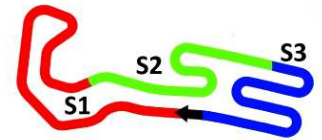


Scan this QR Code for livetiming

Alitest
Test Rapidi per il Latte

Data processing and charts edit
provided by:





KF

Qualifying Heats B-C
Lap Chart

For information purposes. No official / regulatory value

	1	2	3	4	5	6	7	8	9	10	11	12	13	14	15	16	17
Grid	223	208	214	215	221	203	225	201	224	218	205	226	228	204	212	229	210
Start	223	214	208	215	225	203	221	201	224	218	205	226	228	212	204	229	210
Lap 1 Interval	214	223 0.2	208 0.8	225 0.1	203 0.1	201 0.2	215 0.2	221 0.2	218 0.5	226 0.3	205 0.0	228 0.0	212 0.1	229 0.1	210 0.3	204 0.1	224 1.7
Lap 2	214	223 0.3	203 1.0	201 1.2	215 0.0	225 0.1	218 0.2	221 0.1	226 0.6	205 0.1	228 0.2	210 0.1	212 0.3	229 0.3	204 0.0	208 0.1	224 0.6
Lap 3	214	223 0.3	203 1.0	215 1.4	225 0.3	201 0.1	221 0.3	226 0.7	205 0.1	218 0.2	210 0.0	212 0.2	208 0.1	228 0.4	224 1.3	229 0.7	204 0.1
Lap 4	214	223 0.2	203 0.8	215 1.4	225 0.4	201 0.1	221 0.3	226 0.8	205 0.2	210 0.2	208 0.3	218 0.5	212 0.1	228 0.3	224 1.1	204 1.3	229 0.1
Lap 5	214	223 0.4	203 0.6	215 1.3	201 0.7	225 0.1	221 0.1	226 0.9	210 0.6	208 0.1	205 0.0	218 0.3	212 0.3	228 0.4	224 1.0	204 1.3	229 0.6
Lap 6	214	223 0.3	203 0.5	215 1.3	225 1.5	201 0.1	221 0.0	226 0.3	208 0.3	210 0.3	205 0.3	218 0.2	212 0.4	228 0.5	224 1.1	204 1.4	229 1.0
Lap 7	223	214 0.0	203 0.3	215 1.3	225 1.6	221 0.5	226 0.5	201 0.3	208 0.1	218 0.4	205 0.0	212 0.3	210 0.1	228 0.3	224 1.2	204 1.5	229 1.3
Lap 8	214	203 0.5	223 0.1	215 0.6	225 1.5	221 0.5	226 0.5	208 0.3	201 0.7	205 0.2	212 0.2	210 0.3	218 0.1	228 0.2	224 0.8	204 1.7	229 1.7
Lap 9	214	203 0.5	223 0.4	215 0.4	225 1.5	221 0.3	226 0.4	208 0.3	201 1.0	205 0.3	212 0.2	210 0.1	218 0.3	228 0.4	224 0.5	204 2.1	229 2.1
Lap 10	214	203 0.3	223 0.6	215 0.3	221 1.8	225 0.1	226 0.0	208 0.2	201 1.4	205 0.1	210 0.4	212 0.2	218 0.2	228 0.4	224 0.6	204 2.4	
Lap 11	214	203 0.2	223 0.7	215 0.3	221 2.7	208 0.3	201 0.8	205 0.3	210 0.2	218 0.7	228 0.6	212 0.2	224 0.0	226 2.5	204 0.3		
Lap 12	203	214 0.0	223 0.4	215 0.3	221 2.9	208 0.2	201 0.9	205 0.4	210 0.0	218 0.8	228 0.8	224 0.3	204 3.5	226 3.0			
Lap 13	214	203 0.0	215 0.9	223 0.4	208 1.5	221 0.2	201 0.6	210 1.2	205 0.1	218 0.0	228 0.9	224 0.3	204 3.7				
Lap 14	203	214 0.1	215 0.0	223 1.0	208 0.5	221 0.3	201 0.6	210 1.3	205 0.4	218 0.4	228 0.5	224 0.2	204 3.9				
Lap 15	203	215 0.5	214 0.1	223 0.3	208 0.0	221 0.2	201 0.7	210 1.4	205 0.4	218 0.4	224 1.9	228 0.7	204 2.4				





KF

Qualifying Heats B-C Analysis

For information purposes. No official / regulatory value

Laps	Sector 1	Sector 2	Sector 3	Lap Time	Laps	Sector 1	Sector 2	Sector 3	Lap Time	Laps	Sector 1	Sector 2	Sector 3	Lap Time
N°201 Christian Sorensen					5	15.905	13.972	13.953	43.830	11	15.614	13.832	14.629	44.075
1	17.147	14.421	14.480	46.048	6	15.875	14.121	13.953	43.949	12	15.640	13.708	14.002	43.350
2	15.991	14.052	15.116	45.159	7	15.836	13.909	14.057	43.802	13	15.652	13.753	13.928	43.333
3	16.515	13.917	14.026	44.458	8	15.928	14.070	13.973	43.971	14	15.689	13.629	13.876	43.194
4	15.842	13.928	13.967	43.737	9	15.830	13.942	14.021	43.793	15	15.643	13.695	14.002	43.340
5	15.745	13.788	14.128	43.661	10	15.790	14.068	14.104	43.962	N°210 Juno Valtanen				
6	15.757	14.017	14.685	44.459	11	15.846	14.052	14.185	44.083	1	17.446	14.783	14.588	46.817
7	15.775	13.850	15.196	44.821	12	16.166	14.172	13.981	44.319	2	16.059	14.314	14.307	44.680
8	16.218	13.906	14.139	44.263	13	15.854	13.977	13.966	43.797	3	15.876	13.896	14.518	44.290
9	15.752	13.816	13.918	43.486	14	15.923	13.836	13.958	43.717	4	15.888	13.909	14.068	43.865
10	15.615	13.917	14.032	43.564	15	15.974	13.917	14.024	43.915	5	15.695	13.760	14.315	43.770
11	15.643	13.785	14.066	43.494	N°205 Francesco Galletto					6	15.654	13.975	14.035	43.664
12	15.602	13.884	13.903	43.389	1	17.603	14.473	15.241	47.317	7	15.669	13.822	15.363	44.854
13	15.635	13.745	13.945	43.325	2	16.095	14.424	14.409	44.928	8	16.133	13.789	14.150	44.072
14	15.648	13.744	13.892	43.284	3	15.926	14.065	14.428	44.419	9	15.627	13.764	13.974	43.365
15	15.688	13.769	13.928	43.385	4	15.725	14.064	14.081	43.870	10	15.728	13.740	14.006	43.474
N°203 Aatu Moilainen					5	15.723	13.873	14.758	44.354	11	15.597	13.764	13.982	43.343
1	16.772	14.137	14.999	45.908	6	15.735	13.901	14.052	43.688	12	15.648	13.748	13.983	43.379
2	15.965	14.030	14.222	44.217	7	15.624	13.925	14.482	44.031	13	15.759	13.766	14.567	44.092
3	15.838	13.803	14.092	43.733	8	15.773	13.971	14.214	43.958	14	15.691	13.702	13.953	43.346
4	15.720	13.759	14.084	43.563	9	15.675	13.870	14.029	43.574	15	15.661	13.879	13.957	43.497
5	15.885	13.806	14.007	43.698	10	15.624	13.777	13.993	43.394	N°212 Manuel Valier				
6	15.726	13.771	13.929	43.426	11	15.685	13.904	14.038	43.627	1	17.783	14.588	14.757	47.128
7	15.713	13.722	13.964	43.399	12	15.645	13.780	14.086	43.511	2	16.172	14.657	14.645	45.474
8	15.793	13.986	14.469	44.248	13	15.636	13.833	14.874	44.343	3	16.091	13.987	14.194	44.272
9	15.782	13.709	13.949	43.440	14	15.720	13.831	14.038	43.589	4	16.282	13.959	14.403	44.644
10	15.665	13.742	13.913	43.320	15	15.703	13.840	14.020	43.563	5	15.804	13.859	14.031	43.694
11	15.654	13.710	13.876	43.240	N°208 Max Fewtrell					6	15.772	13.808	14.097	43.677
12	15.660	13.770	14.153	43.583	1	16.869	14.196	14.880	45.945	7	15.706	13.846	14.146	43.698
13	15.765	14.296	14.316	44.377	2	20.048	14.239	14.103	48.390	8	15.806	13.875	14.179	43.860
14	15.862	14.002	14.535	44.399	3	16.060	13.728	14.052	43.840	9	15.722	13.812	14.043	43.577
15	15.974	13.890	14.074	43.938	4	15.957	13.764	14.041	43.762	10	15.690	14.116	14.016	43.822
N°204 Philip Vollstedt					5	15.707	13.614	14.286	43.607	11	15.705	13.894	15.259	44.858
1	18.001	14.851	14.801	47.653	6	15.569	13.687	13.896	43.152	N°214 Sasakorn Chaimongkol				
2	16.231	14.471	14.614	45.316	7	15.610	13.705	14.890	44.205	1	16.480	14.143	14.290	44.913
3	18.361	14.159	14.163	46.683	8	15.836	13.687	13.860	43.383	2	15.938	13.979	14.217	44.134
4	16.081	14.030	14.416	44.527	9	15.661	13.623	13.903	43.187	3	15.795	13.896	14.111	43.802
					10	15.641	13.640	13.881	43.162					





KF

Qualifying Heats B-C Analysis

For information purposes. No official / regulatory value

Laps	Sector 1	Sector 2	Sector 3	Lap Time	Laps	Sector 1	Sector 2	Sector 3	Lap Time	Laps	Sector 1	Sector 2	Sector 3	Lap Time
N°215 Juan Correa					N°221 Marco Moretti					N°224 Jacopo Gheno				
1	17.823	14.337	14.547	46.707	1	17.651	14.358	14.698	46.707	1	17.210	18.249	14.535	49.994
2	15.848	14.096	14.952	44.896	2	16.044	13.949	15.126	45.119	2	16.032	14.108	14.231	44.371
3	15.928	13.881	14.084	43.893	3	16.364	13.895	14.046	44.305	3	16.124	14.001	14.922	45.047
4	15.712	13.812	14.124	43.648	4	15.812	13.849	13.987	43.648	4	15.898	14.043	14.132	44.073
5	15.711	13.787	14.037	43.535	5	15.769	13.754	14.071	43.594	5	15.753	13.927	14.132	43.812
6	15.628	13.750	14.076	43.454	6	15.825	13.984	14.490	44.299	6	15.835	13.939	14.054	43.828
7	15.650	13.747	14.020	43.417	7	15.907	13.796	14.159	43.862	7	15.764	13.907	14.042	43.713
8	15.637	13.832	14.161	43.630	8	15.733	13.690	14.005	43.428	8	15.816	13.928	14.024	43.768
9	15.751	13.803	14.021	43.575	9	15.724	13.716	13.970	43.410	9	15.709	13.821	13.871	43.401
10	15.674	13.727	14.036	43.437	10	15.766	13.707	13.932	43.405	10	15.852	13.806	14.035	43.693
11	15.646	13.745	13.964	43.355	11	15.656	14.444	14.087	44.187	11	15.678	13.929	14.011	43.618
12	15.622	13.694	14.002	43.318	12	15.630	13.706	14.189	43.525	12	15.746	13.787	14.121	43.654
13	15.684	13.815	14.931	44.430	13	15.652	14.103	14.038	43.793	13	15.680	13.881	13.982	43.543
14	15.690	13.932	14.039	43.661	14	15.677	13.695	13.904	43.276	14	15.641	13.811	14.053	43.505
15	15.918	13.957	14.491	44.366	15	15.685	13.710	13.902	43.297	15	15.700	13.780	15.268	44.748
N°225 Rokas Baciуска					N°223 Richard Verschoor					N°226 Will Stowell				
1	16.476	14.433	14.966	45.875	1	16.390	14.514	14.310	45.214	1	17.763	14.523	14.939	47.225
2	16.261	14.023	15.447	45.731	2	15.981	14.043	14.196	44.220	2	16.072	14.330	14.438	44.840
3	16.070	13.899	14.146	44.115	3	15.812	13.893	14.102	43.807	3	15.990	13.903	14.515	44.408
4	15.728	13.927	14.079	43.734	4	15.739	13.859	14.132	43.730	4	15.769	13.984	14.006	43.759
5	15.680	13.850	14.412	43.942	5	15.895	13.929	14.101	43.925	5	15.851	13.757	14.076	43.684
6	15.760	13.791	14.620	44.171	6	15.707	13.752	14.000	43.459	6	15.693	13.914	14.098	43.705
7	15.654	13.799	14.065	43.518	7	15.645	13.792	14.168	43.605	7	15.807	14.005	14.232	44.044
8	15.630	13.863	14.026	43.519	8	15.724	14.332	14.712	44.768	8	15.653	13.807	14.031	43.491
9	15.727	13.869	14.006	43.602	9	15.874	13.811	14.062	43.747	9	15.631	13.672	13.954	43.257
10	15.625	13.845	14.431	43.901	10	15.628	13.871	14.016	43.515					





KF

**Qualifying Heats B-C
Analysis**

For information purposes. No official / regulatory value

Laps	Sector 1	Sector 2	Sector 3	Lap Time
10	15.685	13.611	13.886	43.182
11	15.688	13.923	20.479	50.090
12	17.881	15.227	14.644	47.752

N°228 Giacomo Rossi

1	17.964	14.527	14.783	47.274
2	16.196	14.589	14.363	45.148
3	16.425	14.343	14.621	45.389
4	15.839	14.108	14.356	44.303
5	15.800	13.907	14.130	43.837
6	15.797	13.887	14.097	43.781
7	15.658	13.804	14.114	43.576
8	16.061	13.927	14.190	44.178
9	15.787	13.782	14.129	43.698
10	15.765	13.802	14.079	43.646
11	15.669	13.964	14.246	43.879
12	15.691	13.873	14.069	43.633
13	15.647	13.822	14.124	43.593
14	15.708	13.813	14.082	43.603
15	15.712	13.914	16.040	45.666

N°229 Gasper Mihevc

1	17.856	14.735	14.581	47.172
2	16.288	14.633	14.759	45.680
3	16.821	14.261	15.527	46.609
4	16.017	14.056	14.719	44.792
5	16.076	13.945	14.385	44.406
6	15.951	13.996	14.382	44.329
7	15.894	13.976	14.223	44.093
8	15.957	13.943	14.408	44.308
9	15.867	14.061	14.307	44.235






















KF

Qualifying Heats B-C
Starting Grid

Document 15 OFFICIAL

			9	210	Valtanan Juno Kosmic / Vortex / Vega	 13 Points
229	Mihevc Gasper Tony Kart / Vortex / Vega	 29 Points	8	212	Valier Manuel Tony Kart / Vortex / Vega	 28 Points
204	Vollstedt Philip Tony Kart / Vortex / Vega	 28 Points	7	228	Rossi Giacomo Zanardi / TM / Vega	 27 Points
226	Stowell Will Tony Kart / Parilla / Vega	 23 Points	6	205	Galletto Francesco Zanardi / TM / Vega	 17 Points
218	Reicher Simon FA Kart / Vortex / Vega	 19 Points	5	224	Gheno Jacopo Tony Kart / Vortex / Vega	 18 Points
201	Sorensen Christian Kosmic / Vortex / Vega	 13 Points	4	225	Baciuska Rokas Energy / TM / Vega	 23 Points
203	Moilainen Aatu Tony Kart / Vortex / Vega	 11 Points	3	221	Moretti Marco Tony Kart / TM / Vega	 22 Points
215	Correa Juan Energy / TM / Vega	 18 Points	2	214	Chaimongkol Sasakorn Kosmic / Vortex / Vega	 7 Points
208	Fewtrell Max FA Alonso / Vortex / Vega	 6 Points	1	223	Verschoor Richard Exprit / Vortex / Vega	 6 Points

POLE POSITION



Start : 28/03 - 14:40 15 Laps = 15,150 Km

South Garda Karting - Lonato (ITA) 27-29/03/2015

FICr Mantova

Page 1 / 1

Apex Timing 



Scan this QR Code for livetiming

Alitest
 Test Rapidi per il Latte

Data processing and charts edit
 provided by:





KF

Qualifying Heats A-B
Risultati

Document 18.2 OFFICIAL

Rnk	N°	Entrant	Nat	Driver	Nat	Equipment	Time	Laps	Best Lap	Gap	Interv.	Sector 1	Sector 2	Sector 3	Points
1	=	227 Ward Racing	SWE	Vartanyan Alexander	RUS	Tony Kart / Vortex / Vega	10:52.833	15	42.936			15.543	13.613	13.780	0
2	▲3	206 Strakka Bhaitech	SWE	Lessennes Benjamin	BEL	Zanardi / TM / Vega	10:57.203	15	43.067	4.370	4.370	15.517	13.647	13.903	2
3	▼1	223 RB Racing	CHE	Verschoor Richard	NLD	Exprit / Vortex / Vega	10:57.246	15	43.171	4.413	0.043	15.583	13.690	13.898	3
4	▼1	219 Baby Race srl	ITA	Lorandi Leonardo	ITA	Tony Kart / Vortex / Vega	10:58.534	15	43.072	5.701	1.288	15.559	13.688	13.825	4
5	▼1	214 PM Racing	DEU	Chaimongkol Sasakorn	THA	Kosmic / Vortex / Vega	11:00.410	15	43.164	7.577	1.876	15.569	13.653	13.942	5
6	▲12	210 Kohtala Sports	FIN	Valtanan Juno	FIN	Kosmic / Vortex / Vega	11:00.971	15	43.103	8.138	0.561	15.525	13.657	13.921	6
7	▲1	225 Energy Corse srl	ITA	Baciuska Rokas	LTU	Energy / TM / Vega	11:01.471	15	43.326	8.638	0.500	15.612	13.716	13.998	7
8	▲2	224 Morsicani Racing sas	ITA	Gheno Jacopo	ITA	Tony Kart / Vortex / Vega	11:02.287	15	43.319	9.454	0.816	15.614	13.799	13.906	8
9	▲3	205 Strakka Bhaitech	SWE	Galletto Francesco	ITA	Zanardi / TM / Vega	11:03.593	15	43.496	10.760	1.306	15.698	13.824	13.974	9
10	▼1	202 Storm Development	DNK	Jochimsen Andreas	DNK	Croc Promotion / TM / Vega	11:04.403	15	43.147	11.570	0.810	15.624	13.682	13.841	10
11	▲4	211 Kohtala Sports	FIN	Saarelainen Sami	FIN	Kosmic / Vortex / Vega	11:05.868	15	43.404	13.035	1.465	15.685	13.840	13.879	11
12	▼5	209 Storm Development	DNK	Thorsen Kristian	DNK	Kosmic / Vortex / Vega	11:08.872	15	43.382	16.039	3.004	15.619	13.799	13.964	12
13	▲3	212 KSM Racing Team	DEU	Valier Manuel	DEU	Tony Kart / Vortex / Vega	11:11.014	15	43.580	18.181	2.142	15.712	13.848	14.020	13
14	▼1	216 Speedkart	POL	Szyszek Szymon	POL	Kosmic / Vortex / Vega	11:11.108	15	43.416	18.275	0.094	15.671	13.797	13.948	14
15	▼4	220 Forza Racing	GBR	Festante Aldo	ITA	Tony Kart / Vortex / Vega	11:12.491	15	43.468	19.658	1.383	15.717	13.745	14.006	15
16	▼2	228 Strakka Bhaitech	SWE	Rossi Giacomo	ITA	Zanardi / TM / Vega	11:12.728	15	43.522	19.895	0.237	15.653	13.782	14.087	16
17	▼11	221 Moretti Marco	ITA	Moretti Marco	ITA	Tony Kart / TM / Vega	6:52.999	9	43.445	6 Laps	6 Laps	15.715	13.741	13.989	17
Not Classified															
		207 Strakka Bhaitech	SWE	Joyner Tom	GBR	Zanardi / TM / Vega					DNS				19

Leaders : N°227 Alexander Vartanyan (1-15)

Start Time : 28/03 - 13:23:06

Best Lap : N°227 Alexander Vartanyan 42.936 84,68 Kph

Weather : Sunny Air : 13°C Track : Secco

Event Record : N°227 Alexander Vartanyan 42.788 84,97 Kph

South Garda Karting - Lonato (ITA) 27-29/03/2015

Page 1 / 1

FICr Mantova

Apex Timing

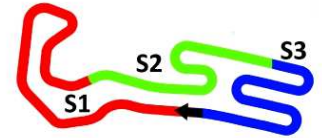


Scan this QR Code for livetiming

Alitest
 Test Rapidi per il Latte

Data processing and charts edit provided by:





KF

Qualifying Heats A-B
Lap Chart

For information purposes. No official / regulatory value

	1	2	3	4	5	6	7	8	9	10	11	12	13	14	15	16	17	18
Grid	227	223	219	214	206	221	209	225	202	224	220	205	216	228	211	212	207	210
Start	227	219	206	223	209	214	221	202	225	224	220	216	205	211	228	212	210	
Lap 1	227	219	206	209	223	214	221	225	224	220	216	202	205	211	212	228	210	
Interval		0.2	0.1	0.2	0.4	0.2	0.2	0.2	0.0	0.5	0.9	0.0	0.0	0.1	0.6	0.1	0.0	
Lap 2	227	206	223	209	219	214	225	224	221	220	202	205	216	210	212	211	228	
		0.6	0.6	0.8	0.1	0.1	0.1	0.4	0.2	0.2	0.3	0.4	0.7	0.0	0.6	0.0	0.1	
Lap 3	227	206	223	214	225	224	219	221	205	209	210	216	211	228	212	202	220	
		0.8	0.4	2.0	0.1	0.9	0.0	0.5	0.8	0.3	0.2	0.2	0.4	0.3	0.3	0.1	0.5	
Lap 4	227	206	223	214	225	219	224	221	205	210	216	211	228	209	202	212	220	
		0.9	0.3	2.1	0.2	0.9	0.3	0.2	0.8	0.5	0.6	0.1	0.3	0.6	0.0	0.2	0.7	
Lap 5	227	206	223	214	225	219	221	224	205	210	216	211	228	202	212	209	220	
		1.0	0.2	2.3	0.2	0.6	0.8	0.1	0.7	0.0	1.1	0.2	0.3	0.7	0.6	0.3	0.3	
Lap 6	227	223	206	214	225	219	221	224	210	205	211	216	202	228	212	209	220	
		1.1	0.2	2.7	0.0	0.1	0.9	0.2	0.4	0.4	2.3	0.4	0.1	0.1	0.0	0.2	0.5	
Lap 7	227	223	206	219	225	214	221	224	210	205	211	202	216	212	209	220	228	
		1.3	0.2	3.1	0.2	0.3	0.3	0.4	0.1	0.7	2.4	0.7	0.1	0.3	0.1	2.5	0.1	
Lap 8	227	223	206	219	225	214	221	210	224	205	211	202	216	209	212	220	228	
		1.5	0.1	2.9	0.5	0.3	0.3	0.4	0.2	0.6	2.2	0.5	0.5	0.3	0.2	2.7	0.3	
Lap 9	227	223	206	219	225	214	210	224	205	211	202	216	209	212	220	228	221	
		1.5	0.2	2.8	0.7	0.2	0.5	0.7	0.6	2.1	0.3	0.7	0.2	0.4	2.9	0.3	3.4	
Lap 10	227	223	206	219	225	214	210	224	205	202	211	209	216	212	220	228		
		1.8	0.3	2.6	0.9	0.1	0.3	1.0	0.8	2.2	0.0	1.6	0.1	0.0	4.0	0.0		
Lap 11	227	223	206	219	225	214	210	224	205	202	211	216	209	212	220	228		
		2.0	0.3	2.5	1.0	0.2	0.1	1.1	1.0	2.0	0.2	2.2	0.1	0.2	3.5	0.2		
Lap 12	227	223	206	219	225	214	210	224	205	202	211	216	209	212	220	228		
		2.2	0.4	2.5	1.2	0.1	0.2	1.2	1.0	1.7	0.5	2.1	0.3	0.3	3.4	0.3		
Lap 13	227	223	206	219	214	225	210	224	205	202	211	216	209	212	220	228		
		2.3	0.2	2.5	1.8	0.1	0.1	1.1	1.1	1.4	0.8	2.2	0.2	0.4	3.3	0.3		
Lap 14	227	223	206	219	214	210	225	224	205	202	211	209	216	212	220	228		
		2.6	0.2	2.5	1.9	0.4	0.2	0.8	1.2	1.1	1.0	3.0	0.1	0.1	3.0	0.3		
Lap 15	227	206	223	219	214	210	225	224	205	202	211	209	212	216	220	228		
		4.3	0.0	1.2	1.8	0.5	0.5	0.8	1.3	0.8	1.4	3.0	2.1	0.0	1.3	0.2		





KF

Qualifying Heats A-B Analysis

For information purposes. No official / regulatory value

Laps	Sector 1	Sector 2	Sector 3	Lap Time	Laps	Sector 1	Sector 2	Sector 3	Lap Time	Laps	Sector 1	Sector 2	Sector 3	Lap Time
N°202 Andreas Jochimsen					5	15.639	13.844	14.134	43.617	11	15.521	13.755	13.961	43.237
1	18.102	14.348	14.724	47.174	6	15.598	14.146	14.108	43.852	12	15.583	13.800	14.010	43.393
2	15.932	13.902	14.109	43.943	7	15.596	13.734	14.035	43.365	13	15.580	13.776	14.060	43.416
3	16.154	14.558	16.924	47.636	8	15.555	13.761	14.017	43.333	14	15.800	13.765	13.959	43.524
4	15.867	13.893	14.304	44.064	9	15.642	13.751	13.967	43.360	15	15.577	13.704	13.959	43.240
5	15.854	13.823	14.082	43.759	10	15.517	13.699	14.110	43.326	N°211 Sami Saarelainen				
6	15.652	13.697	14.827	44.176	11	15.532	13.767	13.993	43.292	1	17.570	14.587	14.554	46.711
7	15.759	13.798	14.172	43.729	12	15.509	13.686	14.026	43.221	2	16.066	14.003	15.664	45.733
8	15.626	13.696	13.875	43.197	13	15.517	13.647	13.903	43.067	3	16.163	13.997	14.671	44.831
9	15.637	13.688	13.934	43.259	14	15.522	13.636	13.979	43.137	4	15.659	13.870	14.212	43.741
10	15.695	13.741	14.005	43.441	15	15.577	13.639	15.268	44.484	5	15.949	13.832	14.004	43.785
11	15.607	13.708	13.936	43.251	N°209 Kristian Thorsen					6	15.733	13.713	15.192	44.638
12	15.639	13.673	13.895	43.207	1	16.312	13.982	14.217	44.511	7	15.783	13.848	13.981	43.612
13	15.619	13.681	13.867	43.167	2	15.909	14.014	15.243	45.166	8	15.685	13.840	13.879	43.404
14	15.656	13.704	13.913	43.273	3	17.456	15.283	14.829	47.568	9	15.660	13.790	14.005	43.455
15	15.624	13.682	13.841	43.147	4	15.896	14.142	15.683	45.721	10	15.699	13.756	14.364	43.819
N°205 Francesco Galletto					5	16.652	14.017	14.125	44.794	11	15.817	13.721	13.891	43.429
1	17.673	14.370	14.649	46.692	6	15.677	13.877	14.162	43.716	12	15.648	13.835	14.024	43.507
2	15.991	14.084	14.281	44.356	7	15.781	14.004	14.021	43.806	13	15.698	13.794	13.982	43.474
3	15.813	14.593	14.687	45.093	8	15.720	13.788	14.011	43.519	14	15.649	13.783	14.022	43.454
4	15.794	13.916	14.042	43.752	9	15.619	13.799	13.964	43.382	15	15.720	13.832	14.042	43.594
5	15.685	13.850	14.086	43.621	10	15.705	13.770	14.631	44.106	N°212 Manuel Valier				
6	15.917	13.814	13.995	43.726	11	15.722	13.883	14.574	44.179	1	17.648	14.697	14.736	47.081
7	15.652	13.895	13.993	43.540	12	15.793	13.800	14.026	43.619	2	15.886	14.069	15.041	44.996
8	15.676	13.891	13.959	43.526	13	15.710	13.719	13.985	43.414	3	16.581	14.142	14.849	45.572
9	15.663	13.911	14.033	43.607	14	15.670	13.822	14.551	44.043	4	15.758	13.885	14.810	44.453
10	15.683	13.905	14.019	43.607	15	15.758	13.833	13.987	43.578	5	16.078	13.904	14.144	44.126
11	15.701	13.869	13.940	43.510	N°210 Juno Valtanen					6	15.675	13.827	14.309	43.811
12	15.692	13.842	13.978	43.512	1	17.536	15.090	14.325	46.951	7	15.873	13.877	14.165	43.915
13	15.698	13.824	13.974	43.496	2	15.927	13.886	14.385	44.198	8	15.657	14.112	14.119	43.888
14	15.656	13.826	14.030	43.512	3	16.311	14.107	14.448	44.866	9	15.712	13.848	14.020	43.580
15	15.702	13.807	13.990	43.499	4	15.710	13.845	14.146	43.701	10	15.642	13.860	14.341	43.843
N°206 Benjamin Lessennes					5	15.595	13.698	13.876	43.169	11	16.164	13.821	14.233	44.218
1	16.127	13.926	14.359	44.412	6	15.609	13.666	13.885	43.160	12	15.749	13.830	14.124	43.703
2	15.783	13.941	14.207	43.931	7	15.583	13.727	13.929	43.239	13	15.643	13.922	14.027	43.592
3	15.641	13.822	14.150	43.613	8	15.709	13.732	13.957	43.398	14	15.640	13.837	14.376	43.853
4	15.629	13.728	14.257	43.614	9	15.566	13.699	13.848	43.113	15	16.221	14.385	14.823	45.429
					10	15.525	13.657	13.921	43.103					





KF

Qualifying Heats A-B Analysis

For information purposes. No official / regulatory value

Laps	Sector 1	Sector 2	Sector 3	Lap Time	Laps	Sector 1	Sector 2	Sector 3	Lap Time	Laps	Sector 1	Sector 2	Sector 3	Lap Time
N°214 Sasakorn Chaimongkol					N°220 Aldo Festante					N°224 Jacopo Gheno				
1	16.704	14.083	14.320	45.107	1	17.380	14.165	14.282	45.827	1	16.879	14.244	14.211	45.334
2	15.825	13.986	14.996	44.807	2	15.850	13.969	14.829	44.648	2	15.937	13.993	14.817	44.747
3	16.178	14.052	14.095	44.325	3	16.318	14.675	17.572	48.565	3	16.211	14.332	14.408	44.951
4	15.668	13.838	14.133	43.639	4	16.193	14.060	14.292	44.545	4	16.167	13.866	14.031	44.064
5	15.708	13.918	14.024	43.650	5	15.848	13.899	14.258	44.005	5	15.760	14.237	14.001	43.998
6	15.662	14.142	14.230	44.034	6	15.790	13.860	14.247	43.897	6	15.731	13.860	13.971	43.562
7	16.439	13.872	14.048	44.359	7	15.737	13.901	16.195	45.833	7	15.782	13.813	13.998	43.593
8	15.606	13.863	14.003	43.472	8	16.044	13.902	14.064	44.010	8	15.994	13.826	13.981	43.801
9	15.578	13.787	13.985	43.350	9	15.729	13.879	14.088	43.696	9	15.624	14.033	13.955	43.612
10	15.576	13.725	13.952	43.253	10	15.762	14.081	15.144	44.987	10	15.628	13.802	13.967	43.397
11	15.626	13.753	14.046	43.425	11	15.761	13.778	14.205	43.744	11	15.614	13.799	13.906	43.319
12	15.529	13.837	13.949	43.315	12	15.694	13.850	14.025	43.569	12	15.671	13.817	13.963	43.451
13	15.631	13.755	14.055	43.441	13	15.717	13.745	14.006	43.468	13	15.699	13.778	13.890	43.367
14	15.638	13.678	13.943	43.259	14	15.712	13.838	14.071	43.621	14	15.689	13.799	13.940	43.428
15	15.569	13.653	13.942	43.164	15	15.846	13.899	14.078	43.823	15	15.671	13.837	13.967	43.475
N°216 Szymon Szyszko					N°221 Marco Moretti					N°225 Rokas Baciуска				
1	17.413	14.413	14.796	46.622	1	16.895	13.993	14.386	45.274	1	16.897	14.116	14.384	45.397
2	16.506	14.079	14.663	45.248	2	15.905	14.438	14.977	45.320	2	15.808	14.052	14.575	44.435
3	16.701	14.048	14.432	45.181	3	16.417	14.612	14.280	45.309	3	16.165	14.066	14.138	44.369
4	15.733	13.901	14.453	44.087	4	15.903	13.801	14.011	43.715	4	15.687	13.877	14.118	43.682
5	15.808	13.814	14.067	43.689	5	15.741	13.791	14.067	43.599					
6	15.703	13.840	15.735	45.278	6	15.698	13.752	14.003	43.453					
7	15.704	13.819	14.503	44.026	7	15.715	13.741	13.989	43.445					
8	15.726	13.787	14.078	43.591	8	15.698	13.764	14.011	43.473					
9	15.696	13.793	13.997	43.486	9	15.830	15.312	24.347	55.489					
10	15.793	14.093	14.661	44.547										
11	15.897	13.791	14.211	43.899										
12	15.671	13.797	13.948	43.416										
13	15.706	13.792	14.006	43.504										
14	15.709	14.099	14.582	44.390										
15	16.495	14.381	14.813	45.689										





KF

**Qualifying Heats A-B
Analysis**

For information purposes. No official / regulatory value

Laps	Sector 1	Sector 2	Sector 3	Lap Time	Laps	Sector 1	Sector 2	Sector 3	Lap Time
5	15.655	13.921	14.094	43.670	11	15.937	13.823	14.137	43.897
6	15.575	13.826	14.456	43.857	12	15.768	13.800	14.098	43.666
7	16.082	13.824	14.028	43.934	13	15.653	13.782	14.087	43.522
8	15.630	13.778	14.055	43.463	14	15.705	13.827	14.103	43.635
9	15.639	13.786	14.002	43.427	15	15.727	13.811	14.127	43.665
10	15.565	13.833	13.972	43.370					
11	15.612	13.716	13.998	43.326					
12	15.623	13.799	14.005	43.427					
13	15.604	13.755	14.365	43.724					
14	16.074	13.808	14.000	43.882					
15	15.709	13.780	13.993	43.482					

N°227 Alexander Vartanyan

1	16.113	13.918	14.265	44.296
2	15.857	13.859	14.042	43.758
3	15.659	13.796	13.959	43.414
4	15.640	13.741	14.145	43.526
5	15.700	13.803	14.001	43.504
6	15.709	13.747	13.946	43.402
7	15.615	13.691	13.883	43.189
8	15.572	13.747	13.946	43.265
9	15.671	13.681	13.883	43.235
10	15.582	13.619	13.785	42.986
11	15.540	13.658	13.867	43.065
12	15.592	13.615	13.780	42.987
13	15.585	13.694	13.798	43.077
14	15.543	13.613	13.780	42.936
15	15.589	13.608	13.750	42.947

N°228 Giacomo Rossi

1	17.800	14.626	15.016	47.442
2	16.299	13.967	14.836	45.102
3	16.202	14.093	14.734	45.029
4	15.713	13.916	14.138	43.767
5	15.783	13.895	14.110	43.788
6	15.663	13.854	15.577	45.094
7	15.836	14.527	16.434	46.797
8	16.131	13.931	14.158	44.220
9	15.723	13.791	14.133	43.647
10	15.737	13.923	15.089	44.749























KF

Qualifying Heats A-B
Starting Grid

Document 14 OFFICIAL

210	Valtanen Juno Kosmic / Vortex / Vega		13 Points	9	207	Joyner Tom Zanardi / TM / Vega		38 Points
212	Valier Manuel Tony Kart / Vortex / Vega		28 Points	8	211	Saarelainen Sami Kosmic / Vortex / Vega		25 Points
228	Rossi Giacomo Zanardi / TM / Vega		27 Points	7	216	Szysko Szymon Kosmic / Vortex / Vega		29 Points
205	Galletto Francesco Zanardi / TM / Vega		17 Points	6	220	Festante Aldo Tony Kart / Vortex / Vega		28 Points
224	Gheno Jacopo Tony Kart / Vortex / Vega		18 Points	5	202	Jochimsen Andreas Croc Promotion / TM / Vega		16 Points
225	Baciuska Rokas Energy / TM / Vega		23 Points	4	209	Thorsen Kristian Kosmic / Vortex / Vega		15 Points
221	Moretti Marco Tony Kart / TM / Vega		22 Points	3	206	Lessennes Benjamin Zanardi / TM / Vega		6 Points
214	Chaimongkol Sasakorn Kosmic / Vortex / Vega		7 Points	2	219	Lorandi Leonardo Tony Kart / Vortex / Vega		12 Points
223	Verschoor Richard Exprit / Vortex / Vega		6 Points	1	227	Vartanyan Alexander Tony Kart / Vortex / Vega		0 Points

POLE POSITION



Start : 28/03 - 13:20 15 Laps = 15,150 Km

South Garda Karting - Lonato (ITA) 27-29/03/2015

FICr Mantova

Page 1 / 1

Apex Timing 



Scan this QR Code for livetiming

Alitest
 Test Rapidi per il Latte

Data processing and charts edit provided by:





KF

Qualifying Practices Results

Document 13 OFFICIAL

Rnk	N°	Entrant	Nat	Driver	Nat	Equipment	Sector 1	Sector 2	Sector 3	Time	Gap	Laps	Group
1	227	Ward Racing	SWE	Alexander Vartanyan	RUS	Tony Kart / Vortex / Vega	15.541	13.573	13.674	42.788		11	A
2	223	RB Racing	CHE	Richard Verschoor	NLD	Exprit / Vortex / Vega	15.541	13.569	13.751	42.861	0.073	10	B
3	208	Ricky Flynn Motorsport	GBR	Max Fewtrell	GBR	FA Alonso / Vortex / Vega	15.499	13.557	13.810	42.866	0.078	10	C
4	219	Baby Race srl	ITA	Leonardo Lorandi	ITA	Tony Kart / Vortex / Vega	15.453	13.600	13.976	43.029	0.241	11	A
5	214	PM Racing	DEU	Sasakorn Chaimongkol	THA	Kosmic / Vortex / Vega	15.518	13.606	13.914	43.038	0.250	10	B
6	215	Energy Corse srl	ITA	Juan Correa	USA	Energy / TM / Vega	15.531	13.640	13.870	43.041	0.253	10	C
7	206	Strakka Bhaitech	SWE	Benjamin Lessennes	BEL	Zanardi / TM / Vega	15.469	13.614	14.013	43.096	0.308	11	A
8	221	Moretti Marco	ITA	Marco Moretti	ITA	Tony Kart / TM / Vega	15.566	13.604	13.983	43.153	0.365	11	B
9	203	Ward Racing	SWE	Aatu Moilainen	FIN	Tony Kart / Vortex / Vega	15.578	13.631	13.956	43.165	0.377	10	C
10	209	Storm Development	DNK	Kristian Thorsen	DNK	Kosmic / Vortex / Vega	15.607	13.716	13.861	43.184	0.396	11	A
11	225	Energy Corse srl	ITA	Rokas Baciуска	LTU	Energy / TM / Vega	15.504	13.744	13.950	43.198	0.410	11	B
12	201	Storm Development	DNK	Christian Sorensen	DNK	Kosmic / Vortex / Vega	15.560	13.641	14.001	43.202	0.414	11	C
13	202	Storm Development	DNK	Andreas Jochimsen	DNK	Croc Promotion / TM / Vega	15.589	13.669	13.949	43.207	0.419	10	A
14	224	Morsicani Racing sas	ITA	Jacopo Gheno	ITA	Tony Kart / Vortex / Vega	15.656	13.755	13.870	43.281	0.493	9	B
15	218	M.M. Racing Kart	LUX	Simon Reicher	AUT	FA Kart / Vortex / Vega	15.724	13.699	13.908	43.331	0.543	10	C
16	220	Forza Racing	GBR	Aldo Festante	ITA	Tony Kart / Vortex / Vega	15.675	13.740	13.933	43.348	0.560	11	A
17	205	Strakka Bhaitech	SWE	Francesco Galletto	ITA	Zanardi / TM / Vega	15.610	13.747	13.996	43.353	0.565	11	B
18	226	PSR	GBR	Will Stowell	GBR	Tony Kart / Parilla / Vega	15.790	13.678	13.910	43.378	0.590	6	C
19	216	Speedkart	POL	Szymon Szyszko	POL	Kosmic / Vortex / Vega	15.673	13.743	13.964	43.380	0.592	11	A
20	228	Strakka Bhaitech	SWE	Giacomo Rossi	ITA	Zanardi / TM / Vega	15.573	13.799	14.097	43.469	0.681	11	B
21	204	RS Competition	DNK	Philip Vollstedt	DNK	Tony Kart / Vortex / Vega	15.731	13.883	13.938	43.552	0.764	11	C
22	211	Kohtala Sports	FIN	Sami Saarelainen	FIN	Kosmic / Vortex / Vega	15.728	13.862	13.974	43.564	0.776	10	A
23	212	KSM Racing Team	DEU	Manuel Valier	DEU	Tony Kart / Vortex / Vega	15.712	13.839	14.052	43.603	0.815	7	B
24	229	Baby Race srl	ITA	Gaspar Mihevc	SVN	Tony Kart / Vortex / Vega	15.732	13.862	14.243	43.837	1.049	11	C

Not Classified

207	Strakka Bhaitech	SWE	Tom Joyner	GBR	Zanardi / TM / Vega					No Time			A
210	Kohtala Sports	FIN	Juno Valtanen	FIN	Kosmic / Vortex / Vega					No Time			B

Start Time : 28/03 - 10:27:02

Best Lap : N°227 Alexander Vartanyan

42.788

84,97 Kph

Weather : Sunny Air : 13°C Track : Secco

South Garda Karting - Lonato (ITA) 27-29/03/2015

Page 1 / 1

FICr Mantova

Apex Timing

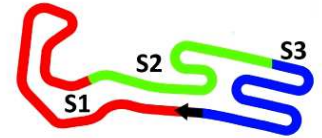


Scan this QR Code for livetiming

Alitest
 Test Rapidi per il Latte

Data processing and charts edit provided by:





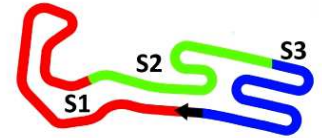
KF

Qualifying Practices
Best Sectors Analysis

For information purposes. No official / regulatory value

S1			S2			S3			Ideal Lap Times						
Rnk	N°	Time	Rnk	N°	Time	Rnk	N°	Time	Rnk	N°	Driver	Nat	Ideal Lap	Best Lap	Diff.
1	206	15.380	1	208	13.527	1	227	13.656	1	227	Alexander Vartanyan	RUS	42.734	42.788	0.054
2	219	15.437	2	223	13.547	2	223	13.751	2	223	Richard Verschoor	NLD	42.764	42.861	0.097
3	223	15.466	3	227	13.572	3	208	13.767	3	208	Max Fewtrell	GBR	42.779	42.866	0.087
4	208	15.485	4	219	13.600	4	224	13.794	4	219	Leonardo Lorandi	ITA	42.952	43.029	0.077
5	214	15.500	5	221	13.604	5	209	13.854	5	206	Benjamin Lessennes	BEL	42.953	43.096	0.143
6	225	15.504	6	214	13.606	6	215	13.870	6	215	Juan Correa	USA	43.012	43.041	0.029
7	227	15.506	7	206	13.614	7	225	13.882	6	214	Sasakorn Chaimongkol	THA	43.012	43.038	0.026
8	215	15.525	8	215	13.617	8	205	13.889	8	225	Rokas Baciuska	LTU	43.096	43.198	0.102
9	205	15.548	9	203	13.631	9	214	13.906	9	201	Christian Sorensen	DNK	43.111	43.202	0.091
10	201	15.560	10	201	13.641	10	218	13.908	10	221	Marco Moretti	ITA	43.152	43.153	0.001
11	228	15.562	11	202	13.669	11	226	13.910	11	203	Aatu Moilainen	FIN	43.153	43.165	0.012
12	221	15.566	12	226	13.678	11	201	13.910	12	205	Francesco Galletto	ITA	43.161	43.353	0.192
13	203	15.578	13	216	13.689	13	219	13.915	13	209	Kristian Thorsen	DNK	43.177	43.184	0.007
14	202	15.589	14	218	13.699	14	220	13.933	14	224	Jacopo Gheno	ITA	43.195	43.281	0.086
15	209	15.607	15	225	13.710	15	204	13.938	15	202	Andreas Jochimsen	DNK	43.201	43.207	0.006
16	226	15.653	16	209	13.716	16	202	13.943	16	226	Will Stowell	GBR	43.241	43.378	0.137
16	224	15.653	17	205	13.724	17	203	13.944	17	218	Simon Reicher	AUT	43.299	43.331	0.032
18	216	15.660	18	220	13.740	18	206	13.959	18	216	Szymon Szyszko	POL	43.313	43.380	0.067
18	204	15.660	19	224	13.748	19	216	13.964	19	220	Aldo Festante	ITA	43.348	43.348	
20	212	15.673	20	228	13.764	20	211	13.974	20	228	Giacomo Rossi	ITA	43.382	43.469	0.087
21	220	15.675	21	211	13.793	21	221	13.982	21	204	Philip Vollstedt	DNK	43.458	43.552	0.094
22	218	15.692	22	212	13.839	22	229	14.037	22	211	Sami Saarelainen	FIN	43.471	43.564	0.093
23	211	15.704	23	204	13.860	23	212	14.052	23	212	Manuel Valier	DEU	43.564	43.603	0.039
24	229	15.732	24	229	13.862	24	228	14.056	24	229	Gasper Mihevc	SVN	43.631	43.837	0.206





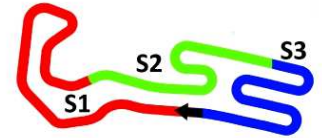
KF

Qualifying Practices Analysis

For information purposes. No official / regulatory value

Laps	Sector 1	Sector 2	Sector 3	Lap Time	Laps	Sector 1	Sector 2	Sector 3	Lap Time	Laps	Sector 1	Sector 2	Sector 3	Lap Time
N°201 Christian Sorensen					3	15.873	14.118	14.107	44.098	4	15.631	13.538	13.767	42.936
1	19.517	16.820	16.849	53.186	4	15.731	13.883	13.938	43.552	5	15.499	13.557	13.810	42.866
2	17.983	15.098	14.993	48.074	5	15.660	13.860	14.202	43.722	6	15.507	13.527	13.997	43.031
3	15.716	14.170	13.910	43.796	6	16.315	16.379	14.268	46.962	7	15.556	13.607	13.885	43.048
4	15.615	13.971	14.044	43.630	7	15.674	14.073	14.511	44.258	8	15.519	13.576	13.840	42.935
5	15.560	13.641	14.001	43.202	8	15.783	14.057	14.140	43.980	9	15.522	13.569	13.831	42.922
6	15.643	13.732	14.007	43.382	9	15.864	13.993	14.100	43.957	10	15.485	13.635	13.842	42.962
7	15.584	13.857	13.941	43.382	10	15.699	13.960	14.099	43.758	N°209 Kristian Thorsen				
8	15.614	14.182	14.248	44.044	11	15.680	13.905	14.030	43.615	1	17.383	14.413	14.452	46.248
9	15.562	13.750	14.281	43.593	N°205 Francesco Galletto					2	15.940	14.432	15.024	45.396
10	15.692	13.717	13.940	43.349	1	17.602	15.090	14.786	47.478	3	15.664	13.852	14.004	43.520
11	15.752	14.462	13.912	44.126	2	16.088	14.017	14.107	44.212	4	15.677	13.778	13.854	43.309
N°202 Andreas Jochimsen					3	15.998	13.810	13.889	43.697	5	15.660	13.734	14.007	43.401
1	22.592	16.821	17.282	56.695	4	15.612	13.864	13.979	43.455	6	15.607	13.716	13.861	43.184
2	16.525	14.055	14.281	44.861	5	15.650	13.760	14.106	43.516	7	15.614	13.722	13.899	43.235
3	15.827	13.853	14.163	43.843	6	15.614	15.292	14.907	45.813	8	15.614	13.930	14.003	43.547
4	15.655	13.753	13.993	43.401	7	15.548	13.921	14.022	43.491	9	15.620	13.804	14.028	43.452
5	15.630	13.736	14.054	43.420	8	15.610	13.747	13.996	43.353	10	15.823	13.753	14.027	43.603
6	15.613	13.707	14.453	43.773	9	15.606	13.724	14.288	43.618	11	15.672	13.790	14.096	43.558
7	15.625	13.745	13.976	43.346	10	15.621	13.862	14.178	43.661	N°211 Sami Saarelainen				
8	15.589	13.669	13.949	43.207	11	15.643	13.889	13.978	43.510	1	16.789	14.637	15.422	46.848
9	15.592	13.704	13.968	43.264	N°206 Benjamin Lessennes					2	18.796	14.627	14.655	48.078
10	15.654	13.685	13.943	43.282	1	17.522	14.820	14.515	46.857	3	16.212	14.085	14.204	44.501
N°203 Aatu Moilainen					2	15.831	14.275	15.051	45.157	4	15.839	13.927	14.072	43.838
1	19.399	14.891	15.574	49.864	3	15.628	14.003	14.029	43.660	5	15.915	14.343	13.983	44.241
2	15.971	13.794	14.182	43.947	4	15.459	13.626	14.025	43.110	6	15.765	13.903	14.090	43.758
3	15.783	13.771	13.987	43.541	5	15.469	13.614	14.013	43.096	7	15.730	13.847	14.004	43.581
4	15.691	13.732	14.018	43.441	6	15.479	13.811	14.209	43.499	8	15.728	13.862	13.974	43.564
5	15.650	13.675	13.981	43.306	7	15.496	13.654	13.959	43.109	9	15.704	13.856	14.054	43.614
6	15.625	13.722	14.038	43.385	8	15.380	13.713	14.037	43.130	10	15.754	13.793	14.139	43.686
7	15.583	13.677	13.944	43.204	9	15.562	15.580	14.449	45.591	N°212 Manuel Valier				
8	15.610	13.650	14.300	43.560	10	15.478	13.642	14.149	43.269	1	19.177	16.096	15.379	50.652
9	15.639	13.701	14.375	43.715	11	15.505	13.620	14.016	43.141	2	16.257	14.156	14.341	44.754
10	15.578	13.631	13.956	43.165	N°208 Max Fewtrell					3	15.851	14.232	14.238	44.321
N°204 Philip Vollstedt					1	18.723	14.396	14.179	47.298	4	15.750	13.935	14.180	43.865
1	17.444	14.307	14.763	46.514	2	15.793	13.682	13.860	43.335	5	15.712	13.839	14.052	43.603
2	15.951	14.134	15.200	45.285	3	15.660	13.696	13.783	43.139	6	15.767	14.347	14.271	44.385





KF

Qualifying Practices Analysis

For information purposes. No official / regulatory value

Laps	Sector 1	Sector 2	Sector 3	Lap Time	Laps	Sector 1	Sector 2	Sector 3	Lap Time	Laps	Sector 1	Sector 2	Sector 3	Lap Time
7	15.673	13.854	14.142	43.669	2	16.059	13.968	14.219	44.246	4	15.653	13.764	13.982	43.399
N°214 Sasakorn Chaimongkol					3	15.750	13.802	13.928	43.480	5	15.566	13.604	13.983	43.153
1	18.263	17.507	21.218	56.988	4	15.703	13.702	14.022	43.427	6	15.650	13.708	14.115	43.473
2	22.419	15.696	14.365	52.480	5	15.724	13.699	13.908	43.331	7	15.607	13.688	13.999	43.294
3	15.755	13.748	14.037	43.540	6	15.737	13.753	13.993	43.483	8	15.687	13.713	14.171	43.571
4	15.668	13.863	14.028	43.559	7	15.714	13.715	13.915	43.344	9	16.524	15.003	14.458	45.985
5	15.551	13.667	14.103	43.321	8	15.692	13.747	14.034	43.473	10	15.650	13.790	14.128	43.568
6	15.578	13.675	13.983	43.236	9	15.698	14.647	14.345	44.690	11	15.603	13.656	13.982	43.241
7	15.561	13.654	13.950	43.165	10	17.255	14.516	14.012	45.783	N°223 Richard Verschoor				
8	15.558	13.651	13.906	43.115	N°219 Leonardo Lorandi					1	18.596	14.865	14.358	47.819
9	15.500	13.677	14.020	43.197	1	19.590	16.654	17.046	53.290	2	16.089	13.864	13.982	43.935
10	15.518	13.606	13.914	43.038	2	17.998	15.041	15.438	48.477	3	15.784	13.747	13.911	43.442
N°215 Juan Correa					3	15.745	13.776	13.942	43.463	4	15.541	13.569	13.751	42.861
1	19.648	14.590	14.473	48.711	4	15.557	13.704	13.949	43.210	5	15.566	13.641	13.821	43.028
2	15.650	13.793	14.015	43.458	5	15.453	13.600	13.976	43.029	6	15.466	13.588	13.814	42.868
3	15.606	13.746	14.026	43.378	6	15.516	13.668	13.915	43.099	7	15.759	13.672	13.856	43.287
4	15.575	13.694	13.887	43.156	7	15.437	13.723	13.940	43.100	8	15.536	13.547	13.854	42.937
5	15.554	13.649	13.922	43.125	8	15.598	18.446	16.636	50.680	9	15.550	13.600	13.893	43.043
6	15.531	13.640	13.870	43.041	9	15.438	13.658	14.045	43.141	10	15.571	13.605	13.870	43.046
7	15.525	13.626	13.962	43.113	10	15.494	13.603	14.501	43.598	N°224 Jacopo Gheno				
8	15.580	13.617	13.923	43.120	11	15.466	13.688	13.946	43.100	1	18.845	14.639	14.546	48.030
9	15.546	13.689	13.910	43.145	N°220 Aldo Festante					2	17.017	14.238	14.231	45.486
10	15.651	13.647	13.932	43.230	1	17.648	14.880	15.449	47.977	3	16.054	13.910	13.813	43.777
N°216 Szymon Szyszko					2	16.305	14.028	14.641	44.974	4	15.839	13.947	13.794	43.580
1	16.806	14.381	14.615	45.802	3	15.966	14.000	14.039	44.005	5	15.742	13.809	13.854	43.405
2	15.954	14.116	14.655	44.725	4	15.815	13.896	14.050	43.761	6	15.656	13.755	13.870	43.281
3	16.036	13.800	13.975	43.811	5	15.732	13.748	14.006	43.486	7	15.653	13.805	13.828	43.286
4	15.660	13.777	14.061	43.498	6	15.842	13.785	14.159	43.786	8	15.668	13.748	13.948	43.364
5	15.687	13.751	14.013	43.451	7	15.675	13.740	13.933	43.348	9	15.668	13.762	13.863	43.293
6	15.681	15.620	24.609	55.910	8	15.782	13.748	14.119	43.649	N°225 Rokas Baciуска				
7	15.746	13.689	14.093	43.528	9	15.792	14.686	16.112	46.590	1	18.010	18.372	16.014	52.396
8	15.673	13.743	13.964	43.380	10	15.687	13.866	14.112	43.665	2	17.459	14.232	14.595	46.286
9	15.714	13.711	14.023	43.448	11	15.766	13.783	14.021	43.570	3	16.026	13.803	14.054	43.883
10	15.680	13.754	13.992	43.426	N°221 Marco Moretti					4	15.579	13.751	13.882	43.212
11	15.739	13.919	14.036	43.694	1	17.828	14.706	15.337	47.871	5	15.556	13.787	14.188	43.531
N°218 Simon Reicher					2	16.411	13.973	15.568	45.952	6	15.534	13.710	14.021	43.265
1	17.210	14.653	14.569	46.432	3	16.417	13.761	14.055	44.233	7	15.504	13.744	13.950	43.198





KF

Qualifying Practices Analysis

For information purposes. No official / regulatory value

Laps	Sector 1	Sector 2	Sector 3	Lap Time
8	15.513	13.774	14.033	43.320
9	15.539	13.791	14.054	43.384
10	15.576	15.742	14.577	45.895
11	15.537	13.787	13.933	43.257

N°226 Will Stowell

1	19.151	16.996	16.747	52.894
2	17.872	15.187	15.738	48.797
3	16.060	14.163	14.128	44.351
4	15.790	13.678	13.910	43.378
5	15.793	13.704	13.959	43.456
6	15.653	13.820	13.940	43.413

Laps	Sector 1	Sector 2	Sector 3	Lap Time
2	16.643	14.511	14.637	45.791
3	16.099	14.245	14.308	44.652
4	15.876	13.923	14.199	43.998
5	15.898	13.919	14.037	43.854
6	15.732	13.862	14.243	43.837
7	15.941	13.878	14.142	43.961
8	15.843	13.919	14.180	43.942
9	15.917	13.971	14.151	44.039
10	15.757	13.925	14.187	43.869
11	15.841	13.863	14.170	43.874

N°227 Alexander Vartanyan

1	17.441	14.805	14.505	46.751
2	16.056	14.300	14.447	44.803
3	15.743	13.752	13.828	43.323
4	15.633	13.586	13.656	42.875
5	15.547	13.579	13.739	42.865
6	15.541	13.573	13.674	42.788
7	15.508	13.608	13.765	42.881
8	15.506	13.640	13.731	42.877
9	15.553	13.613	13.756	42.922
10	15.506	13.572	13.791	42.869
11	15.594	13.620	13.759	42.973

N°228 Giacomo Rossi

1	17.323	17.163	16.163	50.649
2	17.835	15.783	16.653	50.271
3	15.913	13.993	14.218	44.124
4	15.712	13.784	14.056	43.552
5	15.628	13.955	14.223	43.806
6	15.608	13.764	14.191	43.563
7	15.573	13.799	14.097	43.469
8	15.562	13.784	14.243	43.589
9	16.072	13.835	14.189	44.096
10	15.666	13.843	14.156	43.665
11	15.639	13.778	14.245	43.662

N°229 Gasper Mihevc

1	18.716	15.645	15.451	49.812
---	--------	--------	--------	--------





KF List of Participants (26 Drivers)

Document 8.1 OFFICIAL

N°	Entrant	Nat	Driver	Nat	Equipment
201	Storm Development		Christian Sorensen		Kosmic / Vortex / Vega
202	Storm Development		Andreas Jochimsen		Croc Promotion / TM / Vega
203	Ward Racing		Aatu Moilainen		Tony Kart / Vortex / Vega
204	RS Competition		Philip Vollstedt		Tony Kart / Vortex / Vega
205	Strakka Bhaitech		Francesco Galletto		Zanardi / TM / Vega
206	Strakka Bhaitech		Benjamin Lessennes		Zanardi / TM / Vega
207	Strakka Bhaitech		Tom Joyner		Zanardi / TM / Vega
208	Ricky Flynn Motorsport		Max Fewtrell		FA Alonso / Vortex / Vega
209	Storm Development		Kristian Thorsen		Kosmic / Vortex / Vega
210	Kohtala Sports		Juno Valtanen		Kosmic / Vortex / Vega
211	Kohtala Sports		Sami Saarelainen		Kosmic / Vortex / Vega
212	KSM Racing Team		Manuel Valier		Tony Kart / Vortex / Vega
214	PM Racing		Sasakorn Chaimongkol		Kosmic / Vortex / Vega
215	Energy Corse srl		Juan Correa		Energy / TM / Vega
216	Speedkart		Szymon Szyszko		Kosmic / Vortex / Vega
218	M.M. Racing Kart		Simon Reicher		FA Kart / Vortex / Vega
219	Baby Race srl		Leonardo Lorandi		Tony Kart / Vortex / Vega
220	Forza Racing		Aldo Festante		Tony Kart / Vortex / Vega
221	Moretti Marco		Marco Moretti		Tony Kart / TM / Vega
223	RB Racing		Richard Verschoor		Exprit / Vortex / Vega
224	Morsicani Racing sas		Jacopo Gheno		Tony Kart / Vortex / Vega
225	Energy Corse srl		Rokas Baciуска		Energy / TM / Vega
226	PSR		Will Stowell		Tony Kart / Parilla / Vega
227	Ward Racing		Alexander Vartanyan		Tony Kart / Vortex / Vega
228	Strakka Bhaitech		Giacomo Rossi		Zanardi / TM / Vega
229	Baby Race srl		Gasper Mihevc		Tony Kart / Vortex / Vega





KF Entry List (26 Drivers)

N°	Driver	Transponder
201	Sorensen Christian	2401
202	Jochimsen Andreas	2402
203	Moilainen Aatu	2403
204	Vollstedt Philip	2404
205	Galletto Francesco	2405
206	Lessennes Benjamin	2406
207	Joyner Tom	2407
208	Fewtrell Max	2408
209	Thorsen Kristian	2409
210	Valtanen Juno	2410
211	Saarelainen Sami	2411
212	Valier Manuel	2412
214	Chaimongkol Sasakorn	2413
215	Correa Juan	2414
216	Szyszko Szymon	2415
218	Reicher Simon	2416
219	Lorandi Leonardo	2417
220	Festante Aldo	2428
221	Moretti Marco	2419
223	Verschoor Richard	2421
224	Gheno Jacopo	2422
225	Baciuska Rokas	2423
226	Stowell Will	2424
227	Vartanyan Alexander	2425
228	Rossi Giacomo	2426
229	Mihevc Gasper	2427

