



Rotax Euro Challenge 2014 Zuera/Spain

Rotax Juniors

Zuera 1,699 Km

Free Practice 1

18.07.2014 11:00

Practice (10:00 Time) started at 11:00:00

Pos	No.	Name	Nat.	Chassis	Race Team	Laps	Best Tm	Diff	Gap	In Lap	km/h
1	77	Lluc Ibanez	ESP	Kosmic	Binakart	5	1:04.999			5	94,100
2	9	Darren Keane	IRL	Tonykart	Strawberry Racing	5	1:05.109	0.110	0.110	3	93,941
3	8	Thomas Preining	AUT	FA Kart	Team TKP	6	1:05.163	0.164	0.054	5	93,863
4	95	Dean MacDonald	GBR	Tonykart	Strawberry Racing	6	1:05.230	0.231	0.067	3	93,767
5	33	Jack McCarthy	GBR	Tonykart	Strawberry Racing	6	1:05.263	0.264	0.033	5	93,719
6	103	Gianfranco Mazzaferro	CAN	Alonso	Dan Holland Racing	5	1:05.320	0.321	0.057	5	93,637
7	49	Dave Wooder	GBR	Alonso	Dan Holland Racing	5	1:05.389	0.390	0.069	5	93,539
8	86	Marcus Armstrong	NZL	Alonso	Dan Holland Racing	6	1:05.389	0.390		5	93,539
9	106	Ayrton Simmons	GBR	Tonykart	Coles Racing	6	1:05.392	0.393	0.003	5	93,534
10	12	Rinus van Kalmthout	NLD	CRG	PSL/VF Racing	6	1:05.400	0.401	0.008	4	93,523
11	5	Max Timmermans	BEL	Tonykart	Strawberry Racing	5	1:05.424	0.425	0.024	5	93,489
12	64	Luc Willemse	NLD	FA Kart	Team TKP	6	1:05.441	0.442	0.017	5	93,464
13	53	Marta Garcia	ESP	Zanardi	MGL Racing Xtreme	7	1:05.447	0.448	0.006	6	93,456
14	114	Barrichello Noor	IDN	FA Kart	Team TKP/Riser Shadaff M/	6	1:05.457	0.458	0.010	5	93,441
15	62	Richard Veschoor	NLD	FA Kart	Team TKP	6	1:05.472	0.473	0.015	6	93,420
16	60	Mauricio Van der Laan	ESP	Intrepid	Intrepid Driver Program	6	1:05.510	0.511	0.038	6	93,366
17	108	Cao Zhuo	CHN	FA Kart	Team TKP	6	1:05.547	0.548	0.037	2	93,313
18	104	Javier Gonzalez	MEX	Kosmic	Paul Carr Racing	6	1:05.576	0.577	0.029	6	93,272
19	26	Finlay Hutchison	GBR	Alonso	Dan Holland Racing	6	1:05.589	0.590	0.013	4	93,253
20	36	Alex Quinn	GBR	Tonykart	Coles Racing	6	1:05.644	0.645	0.055	5	93,175
21	32	Jordan Brown-Nutley	GBR	Tonykart	Coles Racing	6	1:05.665	0.666	0.021	4	93,146
22	81	Jack Martin	GBR	Tonykart	Strawberry Racing	6	1:05.684	0.685	0.019	5	93,119
23	31	Daniel Louko	FIN	Tonykart	MPT Racing	8	1:05.700	0.701	0.016	8	93,096
24	51	Luke Wooder	GBR	Alonso	Dan Holland Racing	5	1:05.702	0.703	0.002	5	93,093
25	115	Presley Martono	IDN	Tonykart	DNR/Bouvin Power	6	1:05.709	0.710	0.007	6	93,083
26	87	Nicolas Schoell	AUT	Alonso	Dan Holland Racing	6	1:05.711	0.712	0.002	6	93,080
27	46	Perdana Minang	IDN	tonykart	Aim Motorsport/RedWhite F	6	1:05.736	0.737	0.025	6	93,045
28	94	Max Hofer	AUT	Birel	KMS Birel Motorsport	6	1:05.757	0.758	0.021	6	93,015
29	35	Ido Cohen	ISR	Tonykart	Protrain Racing	7	1:05.844	0.845	0.087	7	92,892
30	21	Andrew Wong	GBR	Tonykart	Protrain Racing	7	1:05.938	0.939	0.094	7	92,760
31	22	Jakub Bezel	CZE	MS Kart	MS Kart Racing Team	6	1:05.989	0.990	0.051	6	92,688
32	50	Leonard Hoogenboom	NLD	Alonso	Dan Holland Racing	6	1:06.010	1.011	0.021	4	92,659
33	90	Adrien Renaudin	FRA	Sodikart	KPR	6	1:06.010	1.011		5	92,659
34	24	Dennis Mavlanov	RUS	Kosmic	Zeta Corse	6	1:06.059	1.060	0.049	6	92,590
35	112	Adam Haikal	MYS	FA Kart	Team TKP	5	1:06.074	1.075	0.015	3	92,569
36	58	Dzianis Slavinski	BLR	Tonykart	M-Racing	6	1:06.104	1.105	0.030	6	92,527
37	88	Mick Wishofer	AUT	Birel	KMS Birel Motorsport	6	1:06.338	1.339	0.234	5	92,201
38	47	Antoine Perceval	FRA	Tonykart	SG Drivers	5	1:06.356	1.357	0.018	5	92,176
39	110	Keanon Santoso	IDN	Gillard	PDB Racing Team	6	1:06.383	1.384	0.027	5	92,138
40	116	Ivan Chubarov	RUS	Art GP	Art GP Official Team	8	1:06.404	1.405	0.021	8	92,109
41	117	Nateal Cantin	CAN	Birel	KMS Birel Motorsport	5	1:06.430	1.431	0.026	5	92,073
42	57	Scott Symons	GBR	Kosmic	KR Sport	6	1:06.548	1.549	0.118	1	91,910

Timekeeping M. Wagner:



Clerk of the course Thomas Lainer:

Steward Horst Seidel:

Chief Scrutineer Paul Klaassen:

www.mylaps.com

Licensed to: Motorsport Events



Rotax Euro Challenge 2014 Zuera/Spain

Rotax Juniors

Zuera 1,699 Km

Free Practice 1

18.07.2014 11:00

Practice (10:00 Time) started at 11:00:00

Lap	Time of Day	Lap Tm	Diff	S1 Tm	S2 Tm	S3 Tm	Lap	Time of Day	Lap Tm	Diff	S1 Tm	S2 Tm	S3 Tm
(77) Lluç Ibanez													
1	11:05:29.231	1:10.572	+5.573	24.972	24.310	21.290	5	11:09:55.672	1:05.392		20.992	23.171	21.229
2	11:06:34.814	1:05.583	+0.584	21.301	22.912	21.370	6	11:11:01.763	1:06.091	+0.699	20.980	23.870	21.241
3	11:07:50.420	1:15.606	+10.607	21.110	33.125	21.371	(12) Rinus van Kalmthout						
4	11:08:55.921	1:05.501	+0.502	21.317	22.869	21.315	1	11:05:26.988	1:06.740	+1.340	22.049	23.394	21.297
5	11:10:00.920	1:04.999		21.056	22.797	21.146	2	11:06:32.705	1:05.717	+0.317	21.342	23.083	21.292
(9) Darren Keane													
1	11:05:34.405	1:05.755	+0.646	21.213	23.179	21.363	3	11:07:38.325	1:05.620	+0.220	21.158	23.090	21.372
2	11:06:39.981	1:05.576	+0.467	21.141	23.056	21.379	4	11:08:43.725	1:05.400		21.147	23.009	21.244
3	11:07:45.090	1:05.109		21.048	22.892	21.169	5	11:09:49.738	1:06.013	+0.613	21.169	23.384	21.460
4	11:08:53.090	1:08.000	+2.891	20.976	25.901	21.123	6	11:10:55.750	1:06.012	+0.612	21.312	23.029	21.671
5	11:09:58.261	1:05.171	+0.062	20.907	23.058	21.206	(5) Max Timmermans						
(8) Thomas Preining													
1	11:05:35.075	1:06.126	+0.963	21.556	23.252	21.318	1	11:05:27.593	1:06.532	+1.108	21.725	23.419	21.388
2	11:06:41.218	1:06.143	+0.980	21.497	23.121	21.525	2	11:06:33.377	1:05.784	+0.360	21.108	23.178	21.498
3	11:07:47.534	1:06.316	+1.153	21.541	23.571	21.204	3	11:07:39.913	1:06.536	+1.112	21.865	23.282	21.389
4	11:08:53.276	1:05.742	+0.579	21.167	23.362	21.213	4	11:08:59.431	1:19.518	+14.094	22.580	33.942	22.996
5	11:09:58.439	1:05.163		21.034	23.026	21.103	5	11:10:04.855	1:05.424		20.943	23.198	21.283
6	11:11:04.607	1:06.168	+1.005	21.160	23.032	21.976	(64) Luc Willemse						
(95) Dean MacDonald													
1	11:05:31.059	1:06.078	+0.848	21.227	23.509	21.342	1	11:05:36.399	1:06.439	+0.998	21.691	23.382	21.366
2	11:06:36.530	1:05.471	+0.241	21.019	23.129	21.323	2	11:06:42.619	1:06.220	+0.779	21.349	23.501	21.370
3	11:07:41.760	1:05.230		21.006	23.009	21.215	3	11:07:48.292	1:05.673	+0.232	21.270	23.143	21.260
4	11:08:47.463	1:05.703	+0.473	21.153	23.245	21.305	4	11:08:54.056	1:05.764	+0.323	21.282	23.202	21.280
5	11:09:52.780	1:05.317	+0.087	20.991	23.072	21.254	5	11:09:59.497	1:05.441		21.176	23.074	21.191
6	11:10:58.242	1:05.462	+0.232	21.088	23.149	21.225	6	11:11:05.435	1:05.938	+0.497	21.123	23.126	21.689
(33) Jack McCarthy													
1	11:05:35.657	1:05.538	+0.275	21.247	23.156	21.135	(53) Marta Garcia						
2	11:06:41.254	1:05.597	+0.334	21.163	23.146	21.288	1	11:04:22.864	1:06.896	+1.449	21.723	23.618	21.555
3	11:07:46.953	1:05.699	+0.436	21.344	23.134	21.221	2	11:05:29.905	1:07.041	+1.594	22.064	23.455	21.522
4	11:08:52.816	1:05.863	+0.600	21.092	23.272	21.499	3	11:06:35.754	1:05.849	+0.402	21.417	23.048	21.384
5	11:09:58.079	1:05.263		20.953	23.062	21.248	4	11:07:44.308	1:08.554	+3.107	21.169	23.230	24.155
6	11:11:03.766	1:05.687	+0.424	21.150	23.090	21.447	5	11:08:50.520	1:06.212	+0.765	21.576	23.339	21.297
(103) Gianfranco Mazzaferro													
1	11:05:42.438	1:05.687	+0.367	21.116	23.332	21.239	6	11:09:55.967	1:05.447		20.992	23.081	21.374
2	11:06:48.223	1:05.785	+0.465	21.354	23.095	21.336	7	11:11:01.874	1:05.907	+0.460	20.989	23.351	21.567
3	11:07:53.613	1:05.390	+0.070	21.070	23.043	21.277	(114) Barrichello Noor						
4	11:08:59.103	1:05.490	+0.170	21.002	23.158	21.330	1	11:05:35.301	1:05.771	+0.314	21.165	23.401	21.205
5	11:10:04.423	1:05.320		20.958	23.076	21.286	2	11:06:41.496	1:06.195	+0.738	21.818	23.116	21.261
(49) Dave Wooder													
1	11:05:41.986	1:05.709	+0.320	21.319	23.182	21.208	3	11:07:47.822	1:06.326	+0.869	21.386	23.706	21.234
2	11:06:47.746	1:05.760	+0.371	21.417	23.071	21.272	4	11:08:53.590	1:05.768	+0.311	21.068	23.415	21.285
3	11:07:53.336	1:05.590	+0.201	21.197	23.096	21.297	5	11:09:59.047	1:05.457		21.046	23.123	21.288
4	11:08:58.808	1:05.472	+0.083	21.126	23.109	21.237	6	11:11:05.355	1:06.308	+0.851	21.062	23.222	22.024
5	11:10:04.197	1:05.389		21.061	23.060	21.268	(62) Richard Veschoor						
(86) Marcus Armstrong													
1	11:05:30.012	1:11.950	+6.561	24.934	25.526	21.490	1	11:05:25.076	1:06.302	+0.830	21.621	23.340	21.341
2	11:06:35.653	1:05.641	+0.252	21.119	23.053	21.469	2	11:06:30.812	1:05.736	+0.264	21.283	23.199	21.254
3	11:07:41.399	1:05.746	+0.357	21.053	23.296	21.397	3	11:07:36.488	1:05.676	+0.204	21.193	23.143	21.340
4	11:08:47.027	1:05.628	+0.239	21.124	23.158	21.346	4	11:08:42.237	1:05.749	+0.277	21.162	23.199	21.388
5	11:09:52.416	1:05.389		20.969	23.094	21.326	5	11:09:51.475	1:09.238	+3.766	21.979	25.753	21.506
6	11:10:57.965	1:05.549	+0.160	21.017	23.221	21.311	6	11:10:56.947	1:05.472		21.146	23.088	21.238
(106) Ayrton Simmons													
1	11:05:32.713	1:08.081	+2.689	21.497	24.766	21.818	(60) Mauricio Van der Laan						
2	11:06:38.417	1:05.704	+0.312	21.194	23.258	21.252	1	11:05:36.221	1:06.380	+0.870	21.653	23.358	21.369
3	11:07:44.216	1:05.799	+0.407	21.392	23.237	21.170	2	11:06:42.679	1:06.458	+0.948	21.422	23.754	21.282
4	11:08:50.280	1:06.064	+0.672	21.581	23.247	21.236	3	11:07:48.608	1:05.929	+0.419	21.371	23.235	21.323
(108) Cao Zhuo													
1	11:05:35.189	1:06.820	+1.273	22.213	23.345	21.262	4	11:08:54.310	1:05.702	+0.192	21.143	23.261	21.298
2	11:06:40.736	1:05.547		21.147	23.108	21.292	5	11:09:59.992	1:05.682	+0.172	21.191	23.120	21.371
3	11:07:46.755	1:06.019	+0.472	21.294	23.375	21.350	6	11:11:05.502	1:05.510		21.036	23.109	21.365
4	11:08:52.885	1:06.130	+0.583	21.450	23.335	21.345	(108) Cao Zhuo						
5	11:09:59.202	1:06.317	+0.770	21.604	23.435	21.278	1	11:05:35.189	1:06.820	+1.273	22.213	23.345	21.262
6	11:11:05.210	1:06.008	+0.461	21.205	23.112	21.691	2	11:06:40.736	1:05.547		21.147	23.108	21.292

Timekeeping M. Wagner:



Clerk of the course Thomas Lainer:

Steward Horst Seidel:

Chief Scrutineer Paul Klaassen:

www.mylaps.com

Licensed to: Motorsport Events



Rotax Euro Challenge 2014 Zuera/Spain

Rotax Juniors

Zuera 1,699 Km

Free Practice 1

18.07.2014 11:00

Practice (10:00 Time) started at 11:00:00

Lap	Time of Day	Lap Tm	Diff	S1 Tm	S2 Tm	S3 Tm
(104) Javier Gonzalez						
1	11:05:27.650	1:06.282	+0.706	21.633	23.326	21.323
2	11:06:33.421	1:05.771	+0.195	21.301	23.187	21.283
3	11:07:40.844	1:07.423	+1.847	22.473	23.640	21.310
4	11:08:46.730	1:05.886	+0.310	21.419	23.126	21.341
5	11:09:52.568	1:05.838	+0.262	21.467	23.115	21.256
6	11:10:58.144	1:05.576		21.108	23.172	21.296

(26) Finlay Hutchison						
1	11:05:25.643	1:07.336	+1.747	22.412	23.586	21.338
2	11:06:32.241	1:06.598	+1.009	21.204	23.723	21.671
3	11:07:38.080	1:05.839	+0.250	21.218	23.201	21.420
4	11:08:43.669	1:05.589		21.056	23.184	21.349
5	11:09:50.166	1:06.497	+0.908	21.451	23.705	21.341
6	11:10:56.234	1:06.068	+0.479	21.085	23.663	21.320

(36) Alex Quinn						
1	11:05:32.114	1:06.055	+0.411	21.273	23.360	21.422
2	11:06:37.838	1:05.724	+0.080	21.158	23.157	21.409
3	11:07:43.678	1:05.840	+0.196	21.142	23.154	21.544
4	11:08:49.343	1:05.665	+0.021	21.129	23.137	21.399
5	11:09:54.987	1:05.644		21.071	23.100	21.473
6	11:11:00.981	1:05.994	+0.350	21.046	23.553	21.395

(32) Jordan Brown-Nutley						
1	11:05:24.387	1:06.384	+0.719	21.296	23.587	21.501
2	11:06:30.536	1:06.149	+0.484	21.326	23.244	21.579
3	11:07:36.736	1:06.200	+0.535	21.633	23.176	21.391
4	11:08:42.401	1:05.665		21.190	23.177	21.298
5	11:09:50.968	1:08.567	+2.902	21.415	25.752	21.400
6	11:11:01.590	1:10.622	+4.957	24.114	25.116	21.392

(81) Jack Martin						
1	11:05:28.252	1:07.556	+1.872	22.481	23.757	21.318
2	11:06:34.135	1:05.883	+0.199	21.306	23.301	21.276
3	11:07:41.256	1:07.121	+1.437	22.169	23.565	21.387
4	11:08:47.863	1:06.607	+0.923	21.926	23.381	21.300
5	11:09:53.547	1:05.684		21.209	23.173	21.302
6	11:10:59.237	1:05.690	+0.006	21.303	23.123	21.264

(31) Daniel Louko						
1	11:02:34.879	1:12.623	+6.923	21.952	26.389	24.282
2	11:03:42.554	1:07.675	+1.975	22.047	23.936	21.692
3	11:04:49.070	1:06.516	+0.816	21.597	23.467	21.452
4	11:05:55.088	1:06.018	+0.318	21.388	23.249	21.381
5	11:07:01.267	1:06.179	+0.479	21.617	23.214	21.348
6	11:08:07.115	1:05.848	+0.148	21.220	23.217	21.411
7	11:09:13.067	1:05.952	+0.252	21.237	23.317	21.398
8	11:10:18.767	1:05.700		21.223	23.089	21.388

(51) Luke Wooder						
1	11:05:41.822	1:06.680	+0.978	21.543	23.598	21.539
2	11:06:48.440	1:06.618	+0.916	21.660	23.315	21.643
3	11:07:54.314	1:05.874	+0.172	21.276	23.231	21.367
4	11:09:00.135	1:05.821	+0.119	21.244	23.242	21.335
5	11:10:05.837	1:05.702		21.194	23.190	21.318

(115) Presley Martono						
1	11:05:23.964	1:06.546	+0.837	21.670	23.371	21.505
2	11:06:30.014	1:06.050	+0.341	21.292	23.219	21.539
3	11:07:36.060	1:06.046	+0.337	21.462	23.158	21.426
4	11:08:41.841	1:05.781	+0.072	21.255	23.138	21.388
5	11:09:50.260	1:08.419	+2.710	22.021	25.108	21.290
6	11:10:55.969	1:05.709		21.117	23.263	21.329

(87) Nicolas Schoell						
1	11:05:24.951	1:06.684	+0.973	21.721	23.562	21.401
2	11:06:31.922	1:06.971	+1.260	21.647	23.717	21.607
3	11:07:37.994	1:06.072	+0.361	21.299	23.206	21.567
4	11:08:44.344	1:06.350	+0.639	21.582	23.303	21.465
5	11:09:50.759	1:06.415	+0.704	21.343	23.573	21.499
6	11:10:56.470	1:05.711		21.142	23.174	21.395

(46) Perdana Minang						
1	11:05:27.457	1:07.018	+1.282	21.738	23.854	21.426
2	11:06:34.316	1:06.859	+1.123	21.891	23.407	21.561
3	11:07:40.448	1:06.132	+0.396	21.380	23.313	21.439
4	11:08:46.315	1:05.867	+0.131	21.092	23.263	21.512
5	11:09:52.174	1:05.859	+0.123	21.220	23.225	21.414
6	11:10:57.910	1:05.736		21.147	23.135	21.454

(94) Max Hofer						
1	11:04:47.995	1:15.481	+9.724	22.009	23.700	29.772
2	11:05:56.208	1:08.213	+2.456	23.319	23.346	21.548
3	11:07:02.269	1:06.061	+0.304	21.328	23.312	21.421
4	11:08:08.316	1:06.047	+0.290	21.371	23.305	21.371
5	11:09:14.490	1:06.174	+0.417	21.203	23.475	21.496
6	11:10:20.247	1:05.757		21.142	23.253	21.362

(35) Ido Cohen						
1	11:03:41.326	1:07.243	+1.399	21.639	23.805	21.799
2	11:04:48.526	1:07.200	+1.356	21.921	23.552	21.727
3	11:05:54.872	1:06.346	+0.502	21.384	23.487	21.475
4	11:07:01.933	1:07.061	+1.217	21.937	23.415	21.709
5	11:08:07.912	1:05.979	+0.135	21.313	23.263	21.403
6	11:09:13.832	1:05.920	+0.076	21.296	23.204	21.420
7	11:10:19.676	1:05.844		21.213	23.205	21.426

(21) Andrew Wong						
1	11:03:41.378	1:07.239	+1.301	21.865	23.829	21.545
2	11:04:47.860	1:06.482	+0.544	21.622	23.365	21.495
3	11:05:53.974	1:06.114	+0.176	21.326	23.317	21.471
4	11:06:59.942	1:05.968	+0.030	21.299	23.197	21.472
5	11:08:05.960	1:06.018	+0.080	21.339	23.264	21.415
6	11:09:11.915	1:05.955	+0.017	21.211	23.268	21.476
7	11:10:17.853	1:05.938		21.297	23.253	21.388

(22) Jakob Bezel						
1	11:05:26.236	1:11.514	+5.525	24.102	25.828	21.584
2	11:06:32.639	1:06.403	+0.414	21.356	23.220	21.827
3	11:07:38.689	1:06.050	+0.061	21.432	23.154	21.464
4	11:08:44.802	1:06.113	+0.124	21.218	23.417	21.478
5	11:09:51.678	1:06.876	+0.887	21.302	23.697	21.877
6	11:10:57.667	1:05.989		21.195	23.269	21.525

(50) Leonard Hoogenboom						
1	11:05:24.035	1:06.190	+0.180	21.317	23.503	21.370
2	11:06:30.183	1:06.148	+0.138	21.408	23.318	21.422
3	11:07:36.286	1:06.103	+0.093	21.436	23.289	21.378
4	11:08:42.296	1:06.010		21.180	23.273	21.557
5	11:09:50.500	1:08.204	+2.194	21.220	25.659	21.325
6	11:10:56.834	1:06.334	+0.324	21.571	23.437	21.326

(90) Adrien Renaudin						
1	11:05:28.561	1:07.917	+1.907	22.552	23.928	21.437
2	11:06:34.774	1:06.213	+0.203	21.326	23.431	21.456
3	11:07:41.616	1:06.842	+0.832	21.534	23.439	21.869
4	11:08:48.374	1:06.758	+0.748	21.952	23.383	21.423
5	11:09:54.384	1:06.010		21.190	23.396	21.424
6	11:11:00.545	1:06.161	+0.151	21.295	23.429	21.437



Rotax Euro Challenge 2014 Zuera/Spain

Rotax Juniors

Zuera 1,699 Km

Free Practice 1

18.07.2014 11:00

Practice (10:00 Time) started at 11:00:00

Lap	Time of Day	Lap Tm	Diff	S1 Tm	S2 Tm	S3 Tm	Lap	Time of Day	Lap Tm	Diff	S1 Tm	S2 Tm	S3 Tm
(24) Dennis Mavlanov							3	11:07:40.794	1:06.787	+0.239	21.766	23.613	21.408
1	11:05:24.894	1:06.411	+0.352	21.432	23.464	21.515	4	11:08:47.408	1:06.614	+0.066	21.548	23.634	21.432
2	11:06:32.210	1:07.316	+1.257	21.217	24.568	21.531	5	11:09:54.250	1:06.842	+0.294	21.760	23.550	21.532
3	11:07:38.284	1:06.074	+0.015	21.360	23.241	21.473	6	11:11:01.339	1:07.089	+0.541	21.567	24.066	21.456
4	11:08:44.492	1:06.208	+0.149	21.398	23.382	21.428							
5	11:09:51.327	1:06.835	+0.776	21.395	23.791	21.649							
6	11:10:57.386	1:06.059		21.367	23.234	21.458							
(112) Adam Haikal													
1	11:05:37.464	1:06.732	+0.658	21.565	23.598	21.569							
2	11:06:43.555	1:06.091	+0.017	21.359	23.271	21.461							
3	11:07:49.629	1:06.074		21.242	23.328	21.504							
4	11:08:55.824	1:06.195	+0.121	21.242	23.463	21.490							
5	11:10:02.269	1:06.445	+0.371	21.550	23.235	21.660							
(58) Dzianis Slavinski													
1	11:02:30.146	1:08.064	+1.960	22.232	23.872	21.960							
2	11:03:37.570	1:07.424	+1.320	21.856	23.719	21.849							
3	11:04:44.310	1:06.740	+0.636	21.636	23.408	21.696							
4	11:08:35.725	3:51.415	+2:45.311	21.384	23.158	21.621							
5	11:09:41.854	1:06.129	+0.025	21.386	23.134	21.609							
6	11:10:47.958	1:06.104		21.374	23.116	21.614							
(88) Mick Wishofer													
1	11:05:30.466	1:07.674	+1.336	22.618	23.547	21.509							
2	11:06:37.102	1:06.636	+0.298	21.399	23.745	21.492							
3	11:07:43.626	1:06.524	+0.186	21.560	23.315	21.649							
4	11:08:50.988	1:07.362	+1.024	22.283	23.641	21.438							
5	11:09:57.326	1:06.338		21.395	23.300	21.643							
6	11:11:03.991	1:06.665	+0.327	21.441	23.310	21.914							
(47) Antoine Perceval													
1	11:05:31.721	1:07.557	+1.201	22.372	23.451	21.734							
2	11:06:38.323	1:06.602	+0.246	21.652	23.367	21.583							
3	11:07:45.003	1:06.680	+0.324	21.673	23.446	21.561							
4	11:08:51.477	1:06.474	+0.118	21.537	23.352	21.585							
5	11:09:57.833	1:06.356		21.415	23.325	21.616							
(110) Keanon Santoso													
1	11:04:52.045	1:07.889	+1.506	22.186	24.097	21.606							
2	11:05:58.681	1:06.636	+0.253	21.665	23.430	21.541							
3	11:07:05.209	1:06.528	+0.145	21.625	23.451	21.452							
4	11:08:11.937	1:06.728	+0.345	21.709	23.533	21.486							
5	11:09:18.320	1:06.383		21.503	23.443	21.437							
6	11:10:24.793	1:06.473	+0.090	21.526	23.452	21.495							
(116) Ivan Chubarov													
1	11:02:30.933	1:08.271	+1.867	21.984	24.082	22.205							
2	11:03:39.117	1:08.184	+1.780	22.093	23.990	22.101							
3	11:04:46.803	1:07.686	+1.282	21.919	23.789	21.978							
4	11:05:53.914	1:07.111	+0.707	21.740	23.654	21.717							
5	11:07:00.841	1:06.927	+0.523	21.741	23.448	21.738							
6	11:08:07.723	1:06.882	+0.478	21.546	23.656	21.680							
7	11:09:14.384	1:06.661	+0.257	21.667	23.348	21.646							
8	11:10:20.788	1:06.404		21.505	23.355	21.544							
(117) Nateal Cantin													
1	11:05:41.818	1:26.191	+19.761	38.055	24.148	23.988							
2	11:06:49.855	1:08.037	+1.607	22.918	23.382	21.737							
3	11:07:56.447	1:06.592	+0.162	21.598	23.434	21.560							
4	11:09:03.218	1:06.771	+0.341	21.586	23.460	21.725							
5	11:10:09.648	1:06.430		21.425	23.425	21.580							
(57) Scott Symons													
1	11:05:26.871	1:06.548		21.565	23.504	21.479							
2	11:06:34.007	1:07.136	+0.588	22.309	23.369	21.458							



Rotax Euro Challenge 2014 Zuera/Spain

Rotax Juniors

Zuera 1,699 Km

Free Practice 2

18.07.2014 13:00

Practice (10:00 Time) started at 13:00:00

Pos	No.	Name	Nat.	Chassis	Race Team	Laps	Best Tm	Diff	Gap	In Lap	km/h
1	8	Thomas Preining	AUT	FA Kart	Team TKP	4	1:05.472			3	93,420
2	53	Marta Garcia	ESP	Zanardi	MGL Racing Xtreme	4	1:05.518	0.046	0.046	2	93,354
3	86	Marcus Armstrong	NZL	Alonso	Dan Holland Racing	4	1:05.587	0.115	0.069	2	93,256
4	77	Lluc Ibanez	ESP	Kosmic	Binakart	4	1:05.613	0.141	0.026	3	93,219
5	9	Darren Keane	IRL	Tonykart	Strawberry Racing	4	1:05.633	0.161	0.020	3	93,191
6	49	Dave Wooder	GBR	Alonso	Dan Holland Racing	4	1:05.646	0.174	0.013	4	93,172
7	12	Rinus van Kalmthout	NLD	CRG	PSL/VF Racing	4	1:05.672	0.200	0.026	3	93,136
8	115	Presley Martono	IDN	Tonykart	DNR/Bouvin Power	4	1:05.673	0.201	0.001	3	93,134
9	33	Jack McCarthy	GBR	Tonykart	Strawberry Racing	4	1:05.711	0.239	0.038	4	93,080
10	62	Richard Veschoor	NLD	FA Kart	Team TKP	4	1:05.713	0.241	0.002	2	93,077
11	95	Dean MacDonald	GBR	Tonykart	Strawberry Racing	4	1:05.727	0.255	0.014	4	93,058
12	108	Cao Zhuo	CHN	FA Kart	Team TKP	4	1:05.804	0.332	0.077	3	92,949
13	94	Max Hofer	AUT	Birel	KMS Birel Motorsport	4	1:05.805	0.333	0.001	3	92,947
14	103	Gianfranco Mazzaferro	CAN	Alonso	Dan Holland Racing	4	1:05.851	0.379	0.046	3	92,882
15	64	Luc Willemse	NLD	FA Kart	Team TKP	4	1:05.857	0.385	0.006	4	92,874
16	26	Finlay Hutchison	GBR	Alonso	Dan Holland Racing	4	1:05.865	0.393	0.008	4	92,863
17	5	Max Timmermans	BEL	Tonykart	Strawberry Racing	4	1:05.871	0.399	0.006	3	92,854
18	87	Nicolas Schoell	AUT	Alonso	Dan Holland Racing	4	1:05.961	0.489	0.090	2	92,728
19	35	Ido Cohen	ISR	Tonykart	Protrain Racing	4	1:05.962	0.490	0.001	4	92,726
20	36	Alex Quinn	GBR	Tonykart	Coles Racing	4	1:05.977	0.505	0.015	4	92,705
21	24	Dennis Mavlanov	RUS	Kosmic	Zeta Corse	5	1:05.999	0.527	0.022	5	92,674
22	60	Mauricio Van der Laan	ESP	Intrepid	Intrepid Driver Program	4	1:06.009	0.537	0.010	4	92,660
23	46	Perdana Minang	IDN	tonykart	Aim Motorsport/RedWhite F	4	1:06.031	0.559	0.022	3	92,629
24	81	Jack Martin	GBR	Tonykart	Strawberry Racing	4	1:06.080	0.608	0.049	3	92,561
25	32	Jordan Brown-Nutley	GBR	Tonykart	Coles Racing	4	1:06.081	0.609	0.001	3	92,559
26	106	Ayrton Simmons	GBR	Tonykart	Coles Racing	4	1:06.122	0.650	0.041	3	92,502
27	104	Javier Gonzalez	MEX	Kosmic	Paul Carr Racing	4	1:06.219	0.747	0.097	4	92,366
28	47	Antoine Perceval	FRA	Tonykart	SG Drivers	4	1:06.226	0.754	0.007	4	92,356
29	50	Leonard Hoogenboom	NLD	Alonso	Dan Holland Racing	4	1:06.232	0.760	0.006	4	92,348
30	114	Barrichello Noor	IDN	FA Kart	Team TKP/Riser Shadaff M/	4	1:06.242	0.770	0.010	2	92,334
31	117	Nateal Cantin	CAN	Birel	KMS Birel Motorsport	4	1:06.244	0.772	0.002	4	92,331
32	88	Mick Wishofer	AUT	Birel	KMS Birel Motorsport	4	1:06.248	0.776	0.004	2	92,326
33	22	Jakub Bezel	CZE	MS Kart	MS Kart Racing Team	5	1:06.277	0.805	0.029	5	92,285
34	58	Dzianis Slavinski	BLR	Tonykart	M-Racing	7	1:06.361	0.889	0.084	7	92,169
35	112	Adam Haikal	MYS	FA Kart	Team TKP	4	1:06.373	0.901	0.012	4	92,152
36	31	Daniel Louko	FIN	Tonykart	MPT Racing	8	1:06.433	0.961	0.060	8	92,069
37	57	Scott Symons	GBR	Kosmic	KR Sport	4	1:06.441	0.969	0.008	3	92,058
38	21	Andrew Wong	GBR	Tonykart	Protrain Racing	4	1:06.473	1.001	0.032	4	92,013
39	51	Luke Wooder	GBR	Alonso	Dan Holland Racing	4	1:06.478	1.006	0.005	3	92,006
40	90	Adrien Renaudin	FRA	Sodikart	KPR	4	1:06.729	1.257	0.251	3	91,660
41	110	Keanon Santoso	IDN	Gillard	PDB Racing Team	5	1:06.812	1.340	0.083	3	91,546
42	116	Ivan Chubarov	RUS	Art GP	Art GP Official Team	7	1:06.898	1.426	0.086	7	91,429

Timekeeping M. Wagner:



Clerk of the course Thomas Lainer:

Steward Horst Seidel:

Chief Scrutineer Paul Klaassen:

www.mylaps.com

Printed: 18.07.2014 13:11:33

posted at: h

Licensed to: Motorsport Events



Rotax Euro Challenge 2014 Zuera/Spain

Rotax Juniors

Zuera 1,699 Km

Free Practice 2

18.07.2014 13:00

Practice (10:00 Time) started at 13:00:00

Lap	Time of Day	Lap Tm	Diff	S1 Tm	S2 Tm	S3 Tm	Lap	Time of Day	Lap Tm	Diff	S1 Tm	S2 Tm	S3 Tm
(8) Thomas Preining													
1	13:07:00.500	1:11.303	+5.831	21.626	28.198	21.479	1	13:06:55.508	1:07.650	+1.846	22.173	23.835	21.642
2	13:08:06.511	1:06.011	+0.539	21.270	23.210	21.531	2	13:08:02.069	1:06.561	+0.757	21.366	23.710	21.485
3	13:09:11.983	1:05.472		21.098	22.992	21.382	3	13:09:07.873	1:05.804		21.156	23.217	21.431
4	13:10:17.916	1:05.933	+0.461	21.338	23.091	21.504	4	13:10:14.159	1:06.286	+0.482	21.531	23.263	21.492
(53) Marta Garcia													
1	13:07:03.926	1:12.731	+7.213	23.014	27.933	21.784	1	13:06:52.609	1:06.402	+0.597	21.504	23.367	21.531
2	13:08:09.444	1:05.518		21.204	22.956	21.358	2	13:07:58.717	1:06.108	+0.303	21.392	23.205	21.511
3	13:09:15.205	1:05.761	+0.243	21.464	22.958	21.339	3	13:09:04.522	1:05.805		21.276	23.124	21.405
4	13:10:20.766	1:05.561	+0.043	21.181	23.043	21.337	4	13:10:11.101	1:06.579	+0.774	21.338	23.457	21.784
(86) Marcus Armstrong													
1	13:06:59.281	1:07.509	+1.922	22.108	23.694	21.707	1	13:07:00.021	1:06.574	+0.723	21.249	23.863	21.462
2	13:08:04.868	1:05.587		21.017	23.118	21.452	2	13:08:06.010	1:05.989	+0.138	21.408	23.092	21.489
3	13:09:10.668	1:05.800	+0.213	21.180	23.079	21.541	3	13:09:11.861	1:05.851		21.204	23.180	21.467
4	13:10:16.351	1:05.683	+0.096	21.142	23.110	21.431	4	13:10:19.239	1:07.378	+1.527	21.573	24.066	21.739
(77) Lluc Ibanez													
1	13:07:01.597	1:07.056	+1.443	21.334	23.492	22.230	1	13:06:59.900	1:09.248	+3.391	21.517	26.097	21.634
2	13:08:07.490	1:05.893	+0.280	21.309	23.108	21.476	2	13:08:13.369	1:13.469	+7.612	21.604	23.333	28.532
3	13:09:13.103	1:05.613		21.236	22.973	21.404	3	13:09:19.542	1:06.173	+0.316	21.630	23.110	21.433
4	13:10:19.080	1:05.977	+0.364	21.390	23.083	21.504	4	13:10:25.399	1:05.857		21.266	23.129	21.462
(9) Darren Keane													
1	13:06:59.677	1:09.481	+3.848	21.177	26.000	22.304	1	13:06:56.506	1:08.807	+2.942	22.470	24.177	22.160
2	13:08:05.483	1:05.806	+0.173	21.197	23.075	21.534	2	13:08:03.244	1:06.738	+0.873	21.625	23.436	21.677
3	13:09:11.116	1:05.633		21.027	23.100	21.506	3	13:09:09.265	1:06.021	+0.156	21.224	23.228	21.569
4	13:10:16.983	1:05.867	+0.234	21.183	23.195	21.489	4	13:10:15.130	1:05.865		21.074	23.295	21.496
(49) Dave Wooder													
1	13:07:07.354	1:12.082	+6.436	21.312	25.126	25.644	1	13:07:02.862	1:06.477	+0.606	21.410	23.408	21.659
2	13:08:13.293	1:05.939	+0.293	21.488	23.097	21.354	2	13:08:10.047	1:07.185	+1.314	21.369	23.203	22.613
3	13:09:19.006	1:05.713	+0.067	21.282	23.118	21.313	3	13:09:15.918	1:05.871		21.266	23.140	21.465
4	13:10:24.652	1:05.646		21.178	23.118	21.350	4	13:10:21.930	1:06.012	+0.141	21.254	23.127	21.631
(12) Rinus van Kalmthout													
1	13:06:57.425	1:11.993	+6.321	24.274	25.441	22.278	1	13:07:03.425	1:12.851	+6.890	22.255	28.972	21.624
2	13:08:04.161	1:06.736	+1.064	21.420	23.682	21.634	2	13:08:09.386	1:05.961		21.277	23.147	21.537
3	13:09:09.833	1:05.672		21.341	23.019	21.312	3	13:09:15.870	1:06.484	+0.523	21.597	23.237	21.650
4	13:10:15.696	1:05.863	+0.191	21.302	22.996	21.565	4	13:10:22.137	1:06.267	+0.306	21.425	23.211	21.631
(115) Presley Martono													
1	13:07:00.612	1:11.031	+5.358	21.582	27.977	21.472	1	13:06:54.607	1:07.468	+1.506	22.293	23.305	21.870
2	13:08:06.571	1:05.959	+0.286	21.372	23.097	21.490	2	13:08:03.486	1:08.879	+2.917	22.304	24.124	22.451
3	13:09:12.244	1:05.673		21.207	23.046	21.420	3	13:09:09.611	1:06.125	+0.163	21.326	23.168	21.631
4	13:10:18.506	1:06.262	+0.589	21.364	23.417	21.481	4	13:10:15.573	1:05.962		21.027	23.300	21.635
(33) Jack McCarthy													
1	13:06:56.570	1:06.402	+0.691	21.449	23.643	21.310	1	13:07:03.132	1:09.739	+3.762	21.652	23.673	24.414
2	13:08:02.631	1:06.061	+0.350	21.479	23.239	21.343	2	13:08:09.329	1:06.197	+0.220	21.309	23.243	21.645
3	13:09:08.509	1:05.878	+0.167	21.193	23.185	21.500	3	13:09:16.503	1:07.174	+1.197	22.407	23.152	21.615
4	13:10:14.220	1:05.711		21.096	23.207	21.408	4	13:10:22.480	1:05.977		21.255	23.112	21.610
(62) Richard Veschoor													
1	13:06:59.338	1:06.994	+1.281	21.153	24.296	21.545	1	13:06:13.295	1:06.645	+0.646	21.628	23.415	21.602
2	13:08:05.051	1:05.713		21.168	23.112	21.433	2	13:07:19.575	1:06.280	+0.281	21.438	23.392	21.450
3	13:09:10.998	1:05.947	+0.234	21.132	23.100	21.715	3	13:08:25.793	1:06.218	+0.219	21.312	23.281	21.625
4	13:10:16.740	1:05.742	+0.029	21.111	23.166	21.465	4	13:09:40.652	1:14.859	+8.860	23.680	28.681	22.498
5	13:10:46.651	1:05.999		21.309	23.189	21.501							
(95) Dean MacDonald													
1	13:06:56.096	1:07.167	+1.440	21.987	23.757	21.423	1	13:06:49.121	1:06.285	+0.276	21.377	23.358	21.550
2	13:08:02.269	1:06.173	+0.446	21.338	23.354	21.481	2	13:07:56.389	1:07.268	+1.259	22.393	23.337	21.538
3	13:09:08.000	1:05.731	+0.004	21.217	23.092	21.422	3	13:09:02.848	1:06.459	+0.450	21.848	23.240	21.371
4	13:10:13.727	1:05.727		21.180	23.111	21.436							
(108) Cao Zhuo													
1	13:06:55.508	1:07.650	+1.846	22.173	23.835	21.642	1	13:06:55.508	1:07.650	+1.846	22.173	23.835	21.642
2	13:08:02.069	1:06.561	+0.757	21.366	23.710	21.485	2	13:08:02.069	1:06.561	+0.757	21.366	23.710	21.485
3	13:09:07.873	1:05.804		21.156	23.217	21.431	3	13:09:07.873	1:05.804		21.156	23.217	21.431
4	13:10:14.159	1:06.286	+0.482	21.531	23.263	21.492	4	13:10:14.159	1:06.286	+0.482	21.531	23.263	21.492
(94) Max Hofer													
1	13:06:52.609	1:06.402	+0.597	21.504	23.367	21.531	1	13:06:52.609	1:06.402	+0.597	21.504	23.367	21.531
2	13:07:58.717	1:06.108	+0.303	21.392	23.205	21.511	2	13:07:58.717	1:06.108	+0.303	21.392	23.205	21.511
3	13:09:04.522	1:05.805		21.276	23.124	21.405	3	13:09:04.522	1:05.805		21.276	23.124	21.405
4	13:10:11.101	1:06.579	+0.774	21.338	23.457	21.784	4	13:10:11.101	1:06.579	+0.774	21.338	23.457	21.784
(103) Gianfranco Mazzaferro													
1	13:07:00.021	1:06.574	+0.723	21.249	23.863	21.462	1	13:07:00.021	1:06.574	+0.723	21.249	23.863	21.462
2	13:08:06.010	1:05.989	+0.138	21.408	23.092	21.489	2	13:08:06.010	1:05.989	+0.138	21.408	23.092	21.489
3	13:09:11.861	1:05.851		21.204	23.180	21.467	3	13:09:11.861	1:05.851		21.204	23.180	21.467
4	13:10:19.239	1:07.378	+1.527	21.573	24.066	21.739	4	13:10:19.239	1:07.378	+1.527	21.573	24.066	21.739
(64) Luc Willemsse													
1	13:06:59.900	1:09.248	+3.391	21.517	26.097	21.634	1	13:06:59.900	1:09.248	+3.391	21.517	26.097	21.634
2	13:08:13.369	1:13.469	+7.612	21.604	23.333	28.532	2	13:08:13.369	1:13.469	+7.612	21.604	23.333	28.532
3	13:09:19.542	1:06.173	+0.316	21.630	23.110	21.433	3	13:09:19.542	1:06.173	+0.316	21.630	23.110	21.433
4	13:10:25.399	1:05.857		21.266	23.129	21.462	4	13:10:25.399	1:05.857		21.266	23.129	21.462
(26) Finlay Hutchison													
1	13:06:56.506	1:08.807	+2.942	22.470	24.177	22.160	1	13:06:56.506	1:08.807	+2.942	22.470	24.177	22.160
2	13:08:03.244	1:06.738	+0.873	21.625	23.436	21.677	2	13:08:03.244	1:06.738	+0.873	21.625	23.436	21.677
3	13:09:09.265	1:06.021	+0.156	21.224	23.228	21.569	3	13:09:09.265	1:06.021	+0.156	21.224	23.228	21.569
4	13:10:15.130	1:05.865		21.074	23.295	21.496	4	13:10:15.130	1:				



Rotax Euro Challenge 2014 Zuera/Spain

Rotax Juniors

Zuera 1,699 Km

Free Practice 2

18.07.2014 13:00

Practice (10:00 Time) started at 13:00:00

Lap	Time of Day	Lap Tm	Diff	S1 Tm	S2 Tm	S3 Tm
4	13:10:08.857	1:06.009		21.404	23.120	21.485

(46) Perdana Minang

1	13:06:51.869	1:06.529	+0.498	21.514	23.343	21.672
2	13:07:57.959	1:06.090	+0.059	21.348	23.225	21.517
3	13:09:03.990	1:06.031		21.260	23.342	21.429
4	13:10:10.021	1:06.031		21.304	23.200	21.527

(81) Jack Martin

1	13:06:54.727	1:06.830	+0.750	21.776	23.342	21.712
2	13:08:01.164	1:06.437	+0.357	21.623	23.286	21.528
3	13:09:07.244	1:06.080		21.317	23.250	21.513
4	13:10:13.426	1:06.182	+0.102	21.248	23.318	21.616

(32) Jordan Brown-Nutley

1	13:06:54.463	1:06.983	+0.902	22.062	23.285	21.636
2	13:08:00.588	1:06.125	+0.044	21.385	23.248	21.492
3	13:09:06.669	1:06.081		21.333	23.185	21.563
4	13:10:13.162	1:06.493	+0.412	21.351	23.425	21.717

(106) Ayrton Simmons

1	13:06:49.711	1:07.234	+1.112	21.601	24.200	21.433
2	13:07:56.181	1:06.470	+0.348	21.680	23.317	21.473
3	13:09:02.303	1:06.122		21.447	23.287	21.388
4	13:10:08.465	1:06.162	+0.040	21.431	23.318	21.413

(104) Javier Gonzalez

1	13:06:49.407	1:06.478	+0.259	21.544	23.343	21.591
2	13:07:55.864	1:06.457	+0.238	21.446	23.392	21.619
3	13:09:03.324	1:07.460	+1.241	22.559	23.300	21.601
4	13:10:09.543	1:06.219		21.409	23.225	21.585

(47) Antoine Perceval

1	13:06:50.700	1:08.592	+2.366	21.756	25.277	21.559
2	13:07:57.329	1:06.629	+0.403	21.418	23.592	21.619
3	13:09:03.716	1:06.387	+0.161	21.386	23.395	21.606
4	13:10:09.942	1:06.226		21.342	23.256	21.628

(50) Leonard Hoogenboom

1	13:06:49.467	1:06.931	+0.699	22.161	23.376	21.394
2	13:07:55.923	1:06.456	+0.224	21.532	23.365	21.559
3	13:09:02.767	1:06.844	+0.612	22.206	23.142	21.496
4	13:10:08.999	1:06.232		21.363	23.415	21.454

(114) Barrichello Noor

1	13:06:53.564	1:06.779	+0.537	21.819	23.427	21.533
2	13:07:59.806	1:06.242		21.403	23.385	21.454
3	13:09:06.428	1:06.622	+0.380	21.639	23.352	21.631
4	13:10:13.177	1:06.749	+0.507	21.803	23.378	21.568

(117) Nateal Cantin

1	13:06:53.825	1:07.675	+1.431	22.706	23.405	21.564
2	13:08:00.490	1:06.665	+0.421	21.572	23.420	21.673
3	13:09:07.425	1:06.935	+0.691	21.973	23.411	21.551
4	13:10:13.669	1:06.244		21.324	23.244	21.676

(88) Mick Wishofer

1	13:06:59.540	1:10.228	+3.980	21.959	26.167	22.102
2	13:08:05.788	1:06.248		21.511	23.226	21.511
3	13:09:12.039	1:06.251	+0.003	21.499	23.232	21.520
4	13:10:19.293	1:07.254	+1.006	21.715	23.769	21.770

(22) Jakub Bezel

1	13:06:13.263	1:09.065	+2.788	22.130	23.434	23.501
2	13:07:28.264	1:15.001	+8.724	23.757	29.574	21.670
3	13:08:34.678	1:06.414	+0.137	21.488	23.191	21.735

Lap	Time of Day	Lap Tm	Diff	S1 Tm	S2 Tm	S3 Tm
4	13:09:41.153	1:06.475	+0.198	21.610	23.173	21.692
5	13:10:47.430	1:06.277		21.439	23.211	21.627

(58) Dzianis Slavinski

1	13:04:07.141	1:06.563	+0.202	21.671	23.222	21.670
2	13:05:13.755	1:06.614	+0.253	21.634	23.238	21.742
3	13:06:20.644	1:06.889	+0.528	21.664	23.516	21.709
4	13:07:27.253	1:06.609	+0.248	21.451	23.392	21.766
5	13:08:33.766	1:06.513	+0.152	21.523	23.253	21.737
6	13:09:40.149	1:06.383	+0.022	21.556	23.192	21.635
7	13:10:46.510	1:06.361		21.439	23.261	21.661

(112) Adam Haikal

1	13:06:56.082	1:07.752	+1.379	22.202	23.705	21.845
2	13:08:04.155	1:08.073	+1.700	21.704	24.538	21.831
3	13:09:11.121	1:06.966	+0.593	21.613	23.163	22.190
4	13:10:17.494	1:06.373		21.479	23.216	21.678

(31) Daniel Louko

1	13:02:20.300	1:07.117	+0.684	21.798	23.362	21.957
2	13:03:27.356	1:07.056	+0.623	21.860	23.370	21.826
3	13:04:34.209	1:06.853	+0.420	21.723	23.246	21.884
4	13:05:56.345	1:22.136	+15.703	30.153	30.258	21.725
5	13:07:04.840	1:08.495	+2.062	21.628	24.944	21.923
6	13:08:11.620	1:06.780	+0.347	21.456	23.335	21.989
7	13:09:18.240	1:06.620	+0.187	21.495	23.358	21.767
8	13:10:24.673	1:06.433		21.497	23.146	21.790

(57) Scott Symons

1	13:06:50.665	1:11.946	+5.505	26.657	23.595	21.694
2	13:07:57.477	1:06.812	+0.371	21.850	23.339	21.623
3	13:09:03.918	1:06.441		21.468	23.325	21.648
4	13:10:10.814	1:06.896	+0.455	21.685	23.601	21.610

(21) Andrew Wong

1	13:06:56.046	1:07.560	+1.087	22.094	23.902	21.564
2	13:08:02.551	1:06.505	+0.032	21.645	23.416	21.444
3	13:09:09.668	1:07.117	+0.644	21.624	23.687	21.806
4	13:10:16.141	1:06.473		21.376	23.616	21.481

(51) Luke Wooder

1	13:06:53.226	1:06.739	+0.261	21.746	23.418	21.575
2	13:07:59.752	1:06.526	+0.048	21.458	23.440	21.628
3	13:09:06.230	1:06.478		21.465	23.395	21.618
4	13:10:12.840	1:06.610	+0.132	21.643	23.385	21.582

(90) Adrien Renaudin

1	13:06:54.814	1:07.636	+0.907	22.144	23.857	21.635
2	13:08:02.128	1:07.314	+0.585	21.900	23.959	21.455
3	13:09:08.857	1:06.729		21.550	23.699	21.480
4	13:10:15.631	1:06.774	+0.045	21.349	23.543	21.882

(110) Keanon Santoso

1	13:06:12.319	1:07.128	+0.316	21.778	23.533	21.817
2	13:07:19.525	1:07.206	+0.394	21.766	23.641	21.799
3	13:08:26.337	1:06.812		21.838	23.345	21.629
4	13:09:33.204	1:06.867	+0.055	21.777	23.472	21.618
5	13:10:46.069	1:12.865	+6.053	22.272	26.255	24.338

(116) Ivan Chubarov

1	13:04:05.508	2:47.864	+1:40.966	22.141	23.614	21.820
2	13:05:13.045	1:07.537	+0.639	22.155	23.531	21.851
3	13:06:20.633	1:07.588	+0.690	22.052	23.727	21.809
4	13:07:28.239	1:07.606	+0.708	21.929	23.802	21.875
5	13:08:35.365	1:07.126	+0.228	21.878	23.473	21.775
6	13:09:42.277	1:06.912	+0.014	21.609	23.541	21.762

Timekeeping M. Wagner:

Clerk of the course Thomas Lainer:

www.mylaps.com

Steward Horst Seidel:

Chief Scrutineer Paul Klaassen:

Licensed to: Motorsport Events



Rotax Euro Challenge 2014 Zuera/Spain

Rotax Juniors

Zuera 1,699 Km

Free Practice 2

18.07.2014 13:00

Practice (10:00 Time) started at 13:00:00

Lap	Time of Day	Lap Tm	Diff	S1 Tm	S2 Tm	S3 Tm	Lap	Time of Day	Lap Tm	Diff	S1 Tm	S2 Tm	S3 Tm
7	13:10:49.175	1:06.898		21.721	23.417	21.760							

Timekeeping M. Wagner:

Clerk of the course Thomas Lainer:

Steward Horst Seidel:

Chief Scrutineer Paul Klaassen:

www.mylaps.com

Licensed to: Motorsport Events

Printed: 18.07.2014 13:12:37

posted at:

h



Rotax Euro Challenge 2014 Zuera/Spain

Rotax Juniors

Zuera 1,699 Km

Qualifying Practice Group J1

-NEW-

18.07.2014 14:20

Qualifying (10:00 Time) started at 14:20:01

Pos	No.	Name	Nat.	Chassis	Race Team	Laps	Best Tm	Diff	Gap	In Lap	km/h
1	86	Marcus Armstrong	NZL	Alonso	Dan Holland Racing	5	1:05.688			4	93,113
2	106	Ayrton Simmons	GBR	Tonykart	Coles Racing	5	1:05.820	0.132	0.132	4	92,926
3	36	Alex Quinn	GBR	Tonykart	Coles Racing	5	1:05.898	0.210	0.078	5	92,816
4	5	Max Timmermans	BEL	Tonykart	Strawberry Racing	5	1:05.934	0.246	0.036	3	92,765
5	88	Mick Wishofer	AUT	Birel	KMS Birel Motorsport	5	1:05.934	0.246		5	92,765
6	62	Richard Veschoor	NLD	FA Kart	Team TKP	5	1:05.955	0.267	0.021	5	92,736
7	104	Javier Gonzalez	MEX	Kosmic	Paul Carr Racing	5	1:06.173	0.485	0.218	2	92,430
8	60	Mauricio Van der Laan	ESP	Intrepid	Intrepid Driver Program	5	1:06.199	0.511	0.026	3	92,394
9	81	Jack Martin	GBR	Tonykart	Strawberry Racing	5	1:06.296	0.608	0.097	4	92,259
10	87	Nicolas Schoell	AUT	Alonso	Dan Holland Racing	5	1:06.316	0.628	0.020	2	92,231
11	35	Ido Cohen	ISR	Tonykart	Protrain Racing	5	1:06.392	0.704	0.076	3	92,126
12	114	Barrichello Noor	IDN	FA Kart	Team TKP/Riser Shadaff M/	5	1:06.456	0.768	0.064	2	92,037
13	46	Perdana Minang	IDN	tonykart	Aim Motorsport/RedWhite F	5	1:06.473	0.785	0.017	3	92,013
14	26	Finlay Hutchison	GBR	Alonso	Dan Holland Racing	5	1:06.487	0.799	0.014	3	91,994
15	90	Adrien Renaudin	FRA	Sodikart	KPR	5	1:06.532	0.844	0.045	3	91,932
16	103	Gianfranco Mazzaferro	CAN	Alonso	Dan Holland Racing	4	1:06.557	0.869	0.025	3	91,897
17	115	Presley Martono	IDN	Tonykart	DNR/Bouvin Power	4	1:06.607	0.919	0.050	2	91,828
18	110	Keanon Santoso	IDN	Gillard	PDB Racing Team	5	1:06.847	1.159	0.240	3	91,498
19	50	Leonard Hoogenboom	NLD	Alonso	Dan Holland Racing	5	1:07.223	1.535	0.376	2	90,987
20	22	Jakub Bezel	CZE	MS Kart	MS Kart Racing Team	5	1:07.442	1.754	0.219	5	90,691

Not classified

DQ	33	Jack McCarthy	GBR	Tonykart	Strawberry Racing	4	1:05.753			4	93,021
----	----	---------------	-----	----------	-------------------	---	----------	--	--	---	--------

Announcements

These results are provisional until the conclusion of any judicial and technical matters!
No. 33 excluded from qualifying / technical non conformity



Rotax Euro Challenge 2014 Zuera/Spain

Rotax Juniors

Zuera 1,699 Km

Qualifying Practice Group J1

18.07.2014 14:20

Qualifying (10:00 Time) started at 14:20:01

Lap	Time of Day	Lap Tm	Diff	S1 Tm	S2 Tm	S3 Tm	Lap	Time of Day	Lap Tm	Diff	S1 Tm	S2 Tm	S3 Tm
(86) Marcus Armstrong													
1	14:25:52.966	1:11.676	+5.988	24.743	25.188	21.745	3	14:27:58.700	1:06.354	+0.058	21.491	23.448	21.415
2	14:26:59.112	1:06.146	+0.458	21.678	23.095	21.373	4	14:29:04.996	1:06.296		21.343	23.406	21.547
3	14:28:04.820	1:05.708	+0.020	21.173	23.100	21.435	5	14:30:11.453	1:06.457	+0.161	21.562	23.321	21.574
4	14:29:10.508	1:05.688		21.154	23.141	21.393	(87) Nicolas Schoell						
5	14:30:21.562	1:11.054	+5.366	21.679	26.560	22.815	1	14:25:44.411	1:17.637	+11.321	32.060	23.913	21.664
(33) Jack McCarthy													
1	14:25:52.401	1:07.289	+1.536	21.522	23.959	21.808	2	14:26:50.727	1:06.316		21.635	23.199	21.482
2	14:26:59.502	1:07.101	+1.348	21.356	23.123	22.622	3	14:27:57.130	1:06.403	+0.087	21.564	23.228	21.611
3	14:28:05.622	1:06.120	+0.367	21.469	23.228	21.423	4	14:29:08.948	1:11.818	+5.502	23.527	25.632	22.659
4	14:29:11.375	1:05.753		21.113	23.225	21.415	5	14:30:16.564	1:07.616	+1.300	22.673	23.378	21.565
(106) Ayrton Simmons													
1	14:25:52.616	1:08.950	+3.130	22.025	25.223	21.702	(35) Ido Cohen						
2	14:26:58.809	1:06.193	+0.373	21.421	23.191	21.581	1	14:25:44.796	1:16.003	+9.611	29.427	25.060	21.516
3	14:28:06.706	1:07.897	+2.077	22.906	23.537	21.454	2	14:26:52.140	1:07.344	+0.952	21.681	24.054	21.609
4	14:29:12.526	1:05.820		21.281	23.195	21.344	3	14:27:58.532	1:06.392		21.462	23.273	21.657
5	14:30:18.554	1:06.028	+0.208	21.305	23.324	21.399	4	14:29:07.824	1:09.292	+2.900	22.410	24.962	21.920
(36) Alex Quinn													
1	14:25:52.848	1:12.779	+6.881	26.591	24.440	21.748	5	14:30:17.211	1:09.387	+2.995	24.288	23.572	21.527
2	14:26:59.026	1:06.178	+0.280	21.265	23.388	21.525	(114) Barrichello Noor						
3	14:28:06.937	1:07.911	+2.013	21.598	24.587	21.726	1	14:25:43.894	1:11.281	+4.825	25.934	23.600	21.747
4	14:29:13.055	1:06.118	+0.220	21.327	23.253	21.538	2	14:26:50.350	1:06.456		21.451	23.450	21.555
5	14:30:18.953	1:05.898		21.135	23.222	21.541	3	14:28:03.165	1:12.815	+6.359	22.866	28.448	21.501
(5) Max Timmermans													
1	14:25:54.077	1:09.777	+3.843	21.709	26.531	21.537	4	14:29:10.167	1:07.002	+0.546	21.432	24.119	21.451
2	14:27:00.267	1:06.190	+0.256	21.395	23.151	21.644	5	14:30:16.968	1:06.801	+0.345	21.755	23.576	21.470
3	14:28:06.201	1:05.934		21.308	23.199	21.427	(46) Perdana Minang						
4	14:29:12.158	1:05.957	+0.023	21.236	23.209	21.512	1	14:25:47.890	1:09.424	+2.951	24.063	23.592	21.769
5	14:30:22.356	1:10.198	+4.264	22.669	24.647	22.882	2	14:26:54.743	1:06.853	+0.380	21.824	23.306	21.723
(88) Mick Wishofer													
1	14:25:48.290	1:13.613	+7.679	28.505	23.558	21.550	3	14:28:01.216	1:06.473		21.431	23.431	21.611
2	14:26:55.037	1:06.747	+0.813	21.496	23.446	21.805	4	14:29:08.734	1:07.518	+1.045	22.150	23.449	21.919
3	14:28:01.404	1:06.367	+0.433	21.705	23.272	21.390	5	14:30:16.533	1:07.799	+1.326	22.106	23.983	21.710
4	14:29:12.284	1:10.880	+4.946	23.356	26.077	21.447	(26) Finlay Hutchison						
5	14:30:18.218	1:05.934		21.268	23.185	21.481	1	14:25:45.961	1:08.114	+1.627	22.963	23.443	21.708
(62) Richard Veschoor													
1	14:25:42.360	1:10.520	+4.565	25.316	23.464	21.740	2	14:26:53.287	1:07.326	+0.839	21.688	23.682	21.956
2	14:26:48.868	1:06.508	+0.553	21.519	23.269	21.720	3	14:27:59.774	1:06.487		21.451	23.688	21.348
3	14:28:02.340	1:13.472	+7.517	24.807	27.356	21.309	4	14:29:06.543	1:06.769	+0.282	21.771	23.475	21.523
4	14:29:08.746	1:06.406	+0.451	21.389	23.509	21.508	5	14:30:15.941	1:08.266	+1.734	23.162	23.491	21.613
5	14:30:14.701	1:05.955		21.495	23.080	21.380	(90) Adrien Renaudin						
(104) Javier Gonzalez													
1	14:25:46.421	1:14.241	+8.068	27.803	23.749	22.689	1	14:25:46.369	1:11.576	+5.044	26.364	23.575	21.637
2	14:26:52.594	1:06.173		21.317	23.286	21.570	2	14:26:54.185	1:07.816	+1.284	21.640	23.405	22.771
3	14:27:59.019	1:06.425	+0.252	21.512	23.473	21.440	3	14:28:00.717	1:06.532		21.530	23.532	21.470
4	14:29:10.310	1:11.291	+5.118	24.621	25.288	21.382	4	14:29:07.675	1:06.958	+0.426	21.445	23.811	21.702
5	14:30:19.992	1:09.682	+3.509	23.186	24.965	21.531	5	14:30:15.941	1:08.266	+1.734	23.162	23.491	21.613
(60) Mauricio Van der Laan													
1	14:25:47.083	1:13.376	+7.177	27.486	24.411	21.479	(103) Gianfranco Mazzaferro						
2	14:26:53.780	1:06.697	+0.498	21.158	23.551	21.988	1	14:25:46.966	1:09.506	+2.949	24.239	23.643	21.624
3	14:27:59.979	1:06.199		21.370	23.512	21.317	2	14:26:54.102	1:07.136	+0.579	21.830	23.336	21.970
4	14:29:06.291	1:06.312	+0.113	21.437	23.278	21.597	3	14:28:00.659	1:06.557		21.291	23.781	21.485
5	14:30:12.702	1:06.411	+0.212	21.593	23.192	21.626	4	14:29:09.140	1:08.481	+1.924	23.130	23.842	21.509
(81) Jack Martin													
1	14:25:45.645	1:12.048	+5.752	26.286	23.591	22.171	(115) Presley Martono						
2	14:26:52.346	1:06.701	+0.405	21.479	23.678	21.544	1	14:25:43.475	1:11.073	+4.466	25.808	23.567	21.698
(50) Leonard Hoogenboom													
(110) Keanon Santoso													
1	14:25:43.605	1:16.197	+9.350	29.735	24.202	22.260	2	14:26:50.082	1:06.607		21.568	23.348	21.691
2	14:26:52.870	1:09.265	+2.418	22.752	24.564	21.949	3	14:28:02.697	1:12.615	+6.008	22.619	28.636	21.360
3	14:27:59.717	1:06.847		21.701	23.610	21.536	4	14:29:09.532	1:06.835	+0.228	21.660	23.636	21.539
4	14:29:07.410	1:07.693	+0.846	22.137	23.897	21.659	(110) Keanon Santoso						
5	14:30:14.309	1:06.899	+0.052	21.763	23.463	21.673	1	14:25:43.605	1:16.197	+9.350	29.735	24.202	22.260
(50) Leonard Hoogenboom													
(110) Keanon Santoso													
1	14:25:43.605	1:16.197	+9.350	29.735	24.202	22.260	2	14:26:52.870	1:09.265	+2.418	22.752	24.564	21.949
2	14:26:52.870	1:09.265	+2.418	22.752	24.564	21.949	3	14:27:59.717	1:06.847		21.701	23.610	21.536
3	14:27:59.717	1:06.847		21.701	23.610	21.536	4	14:29:07.410	1:07.693	+0.846	22.137	23.897	21.659
4	14:29:07.410	1:07.693	+0.846	22.137	23.897	21.659	5	14:30:14.309	1:06.899	+0.052	21.763	23.463	21.673
5	14:30:14.309	1:06.899	+0.052	21.763	23.463	21.673	(50) Leonard Hoogenboom						

Timekeeping M. Wagner:



Clerk of the course Thomas Lainer:

www.mylaps.com

Steward Horst Seidel:

Chief Scrutineer Paul Klaassen:

Licensed to: Motorsport Events



Rotax Euro Challenge 2014 Zuera/Spain

Rotax Juniors

Zuera 1,699 Km

Qualifying Practice Group J1

18.07.2014 14:20

Qualifying (10:00 Time) started at 14:20:01

Lap	Time of Day	Lap Tm	Diff	S1 Tm	S2 Tm	S3 Tm	Lap	Time of Day	Lap Tm	Diff	S1 Tm	S2 Tm	S3 Tm
1	14:25:47.691	1:09.906	+2.683	24.482	23.688	21.736							
2	14:26:54.914	1:07.223		22.037	23.600	21.586							
3	14:28:02.226	1:07.312	+0.089	22.146	23.604	21.562							
4	14:29:09.979	1:07.753	+0.530	22.524	23.699	21.530							
5	14:30:18.038	1:08.059	+0.836	22.807	23.630	21.622							

(22) Jakub Bezel

1	14:25:44.789	1:18.452	+11.010	31.880	24.827	21.745
2	14:26:52.361	1:07.572	+0.130	21.868	24.007	21.697
3	14:28:00.617	1:08.256	+0.814	22.300	24.263	21.693
4	14:29:09.483	1:08.866	+1.424	22.781	24.134	21.951
5	14:30:16.925	1:07.442		22.233	23.473	21.736



Rotax Euro Challenge 2014 Zuera/Spain

Rotax Juniors

Zuera 1,699 Km

Qualifying Practice Group J2

-NEW-

18.07.2014 14:40

Qualifying (10:00 Time) started at 14:40:00

Pos	No.	Name	Nat.	Chassis	Race Team	Laps	Best Tm	Diff	Gap	In Lap	km/h
1	49	Dave Wooder	GBR	Alonso	Dan Holland Racing	4	1:05.438			1	93,469
2	53	Marta Garcia	ESP	Zanardi	MGL Racing Xtreme	6	1:05.667	0.229	0.229	2	93,143
3	95	Dean MacDonald	GBR	Tonykart	Strawberry Racing	6	1:05.730	0.292	0.063	1	93,053
4	9	Darren Keane	IRL	Tonykart	Strawberry Racing	6	1:05.827	0.389	0.097	2	92,916
5	12	Rinus van Kalmthout	NLD	CRG	PSL/VF Racing	6	1:05.896	0.458	0.069	1	92,819
6	58	Dzianis Slavinski	BLR	Tonykart	M-Racing	6	1:05.956	0.518	0.060	3	92,735
7	8	Thomas Preining	AUT	FA Kart	Team TKP	6	1:06.079	0.641	0.123	4	92,562
8	77	Lluc Ibanez	ESP	Kosmic	Binakart	6	1:06.122	0.684	0.043	3	92,502
9	47	Antoine Perceval	FRA	Tonykart	SG Drivers	6	1:06.129	0.691	0.007	1	92,492
10	94	Max Hofer	AUT	Birel	KMS Birel Motorsport	6	1:06.179	0.741	0.050	1	92,422
11	21	Andrew Wong	GBR	Tonykart	Protrain Racing	6	1:06.184	0.746	0.005	1	92,415
12	31	Daniel Louko	FIN	Tonykart	MPT Racing	7	1:06.228	0.790	0.044	3	92,354
13	51	Luke Wooder	GBR	Alonso	Dan Holland Racing	6	1:06.246	0.808	0.018	1	92,329
14	32	Jordan Brown-Nutley	GBR	Tonykart	Coles Racing	6	1:06.265	0.827	0.019	4	92,302
15	117	Nateal Cantin	CAN	Birel	KMS Birel Motorsport	6	1:06.267	0.829	0.002	1	92,299
16	112	Adam Haikal	MYS	FA Kart	Team TKP	5	1:06.321	0.883	0.054	1	92,224
17	64	Luc Willemse	NLD	FA Kart	Team TKP	6	1:06.434	0.996	0.113	4	92,067
18	57	Scott Symons	GBR	Kosmic	KR Sport	6	1:06.475	1.037	0.041	2	92,011
19	108	Cao Zhuo	CHN	FA Kart	Team TKP	1	1:06.573	1.135	0.098	1	91,875

Not classified

DNS	24	Dennis Mavlanov	RUS	Kosmic	Zeta Corse					0	-
DQ	116	Ivan Chubarov	RUS	Art GP	Art GP Official Team	6	1:06.448			1	92,048

Announcements

These results are provisional until the conclusion of any judicial and technical matters!
 No. 116 excluded from qualifying / technical non conformity

Timekeeping M. Wagner:

Clerk of the course Thomas Lainer:

Steward Horst Seidel:

Chief Scrutineer Paul Klaassen:

www.mylaps.com

Printed: 18.07.2014 16:35:48

posted at:

h

Licensed to: Motorsport Events



Rotax Euro Challenge 2014 Zuera/Spain

Rotax Juniors

Zuera 1,699 Km

Qualifying Practice Group J2

18.07.2014 14:40

Qualifying (10:00 Time) started at 14:40:00

Lap	Time of Day	Lap Tm	Diff	S1 Tm	S2 Tm	S3 Tm	Lap	Time of Day	Lap Tm	Diff	S1 Tm	S2 Tm	S3 Tm
(49) Dave Wooder													
1	14:45:23.312	1:05.438		21.129	23.105	21.204	3	14:47:33.039	1:06.919	+0.790	21.631	23.792	21.496
2	14:46:28.925	1:05.613	+0.175	21.057	23.214	21.342	4	14:48:41.154	1:08.115	+1.986	21.942	24.550	21.623
3	14:47:34.676	1:05.751	+0.313	21.254	23.177	21.320	5	14:49:47.719	1:06.565	+0.436	21.586	23.319	21.660
4	14:48:40.616	1:05.940	+0.502	21.162	23.482	21.296	6	14:50:54.534	1:06.815	+0.686	21.792	23.379	21.644
(53) Marta Garcia													
1	14:45:31.822	1:06.028	+0.361	21.520	23.205	21.303	1	14:45:18.404	1:06.179		21.355	23.452	21.372
2	14:46:37.489	1:05.667		21.291	23.064	21.312	2	14:46:24.781	1:06.377	+0.198	21.564	23.352	21.461
3	14:47:43.426	1:05.937	+0.270	21.442	23.123	21.372	3	14:47:31.303	1:06.522	+0.343	21.730	23.333	21.459
4	14:48:49.165	1:05.739	+0.072	21.283	23.098	21.358	4	14:48:37.653	1:06.350	+0.171	21.579	23.321	21.450
5	14:49:55.150	1:05.985	+0.318	21.376	23.119	21.490	5	14:49:44.098	1:06.445	+0.266	21.365	23.390	21.690
6	14:51:01.173	1:06.023	+0.356	21.385	23.216	21.422	6	14:50:51.232	1:07.134	+0.955	22.050	23.336	21.748
(95) Dean MacDonald													
1	14:45:21.023	1:05.730		21.245	23.173	21.312	1	14:45:22.509	1:06.184		21.296	23.298	21.590
2	14:46:26.925	1:05.902	+0.172	21.085	23.297	21.520	2	14:46:29.192	1:06.683	+0.499	21.555	23.446	21.682
3	14:47:35.707	1:08.782	+3.052	22.345	25.022	21.415	3	14:47:35.578	1:06.386	+0.202	21.318	23.450	21.618
4	14:48:41.775	1:06.068	+0.338	21.310	23.265	21.493	4	14:48:42.114	1:06.536	+0.352	21.661	23.347	21.528
5	14:49:47.864	1:06.089	+0.359	21.354	23.247	21.488	5	14:49:48.596	1:06.482	+0.298	21.597	23.275	21.610
6	14:50:54.482	1:06.618	+0.888	21.496	23.235	21.887	6	14:50:54.991	1:06.395	+0.211	21.342	23.363	21.690
(9) Darren Keane													
1	14:45:20.842	1:05.843	+0.016	21.203	23.169	21.471	1	14:44:20.800	1:11.286	+5.058	21.716	27.202	22.368
2	14:46:26.669	1:05.827		21.139	23.280	21.408	2	14:45:27.118	1:06.318	+0.090	21.542	23.259	21.517
3	14:47:32.658	1:05.989	+0.162	21.343	23.216	21.430	3	14:46:33.346	1:06.228		21.390	23.234	21.604
4	14:48:39.107	1:06.449	+0.622	21.397	23.379	21.673	4	14:47:39.685	1:06.339	+0.111	21.426	23.357	21.556
5	14:49:45.622	1:06.515	+0.688	21.239	23.619	21.657	5	14:48:46.193	1:06.508	+0.280	21.619	23.239	21.650
6	14:50:51.993	1:06.371	+0.544	21.324	23.378	21.669	6	14:49:52.777	1:06.584	+0.356	21.539	23.256	21.789
							7	14:50:59.588	1:06.811	+0.583	21.647	23.413	21.751
(12) Rinus van Kalmthout													
1	14:45:20.248	1:05.896		21.358	23.130	21.408	1	14:45:25.037	1:06.246		21.402	23.387	21.457
2	14:46:26.181	1:05.933	+0.037	21.252	23.311	21.370	2	14:46:31.716	1:06.679	+0.433	21.468	23.684	21.527
3	14:47:32.412	1:06.231	+0.335	21.653	23.158	21.420	3	14:47:38.144	1:06.428	+0.182	21.422	23.324	21.682
4	14:48:38.734	1:06.322	+0.426	21.530	23.271	21.521	4	14:48:44.513	1:06.369	+0.123	21.423	23.300	21.646
5	14:49:44.980	1:06.246	+0.350	21.410	23.393	21.443	5	14:49:51.049	1:06.536	+0.290	21.462	23.381	21.693
6	14:50:51.689	1:06.709	+0.813	21.516	23.614	21.579	6	14:50:58.126	1:07.077	+0.831	21.728	23.511	21.838
(58) Dzianis Slavinski													
1	14:44:29.948	1:06.449	+0.493	21.533	23.267	21.649	1	14:45:25.232	1:06.698	+0.433	21.858	23.381	21.459
2	14:45:36.173	1:06.225	+0.269	21.346	23.263	21.616	2	14:46:31.687	1:06.455	+0.190	21.354	23.348	21.753
3	14:46:42.129	1:05.956		21.308	23.130	21.518	3	14:47:38.615	1:06.928	+0.663	21.940	23.445	21.543
4	14:47:48.264	1:06.135	+0.179	21.367	23.189	21.579	4	14:48:44.880	1:06.265		21.458	23.292	21.515
5	14:48:54.447	1:06.183	+0.227	21.479	23.083	21.621	5	14:49:51.178	1:06.298	+0.033	21.465	23.261	21.572
6	14:50:00.786	1:06.339	+0.383	21.418	23.134	21.787	6	14:50:58.343	1:07.165	+0.900	21.483	23.880	21.802
(8) Thomas Preining													
1	14:45:17.813	1:06.245	+0.166	21.499	23.217	21.529	1	14:45:19.270	1:06.267		21.273	23.495	21.499
2	14:46:24.003	1:06.190	+0.111	21.460	23.151	21.579	2	14:46:25.590	1:06.320	+0.053	21.349	23.433	21.538
3	14:47:31.464	1:07.461	+1.382	22.237	23.801	21.423	3	14:47:32.153	1:06.563	+0.296	21.446	23.542	21.575
4	14:48:37.543	1:06.079		21.294	23.195	21.590	4	14:48:38.671	1:06.518	+0.251	21.462	23.436	21.620
5	14:49:44.579	1:07.036	+0.957	22.228	23.268	21.540	5	14:49:45.468	1:06.797	+0.530	21.593	23.541	21.663
6	14:50:50.993	1:06.414	+0.335	21.496	23.212	21.706	6	14:50:52.581	1:07.113	+0.846	21.726	23.629	21.758
(77) Lluc Ibanez													
1	14:45:18.707	1:06.233	+0.111	21.327	23.336	21.570	1	14:45:19.099	1:06.321		21.323	23.361	21.637
2	14:46:24.930	1:06.223	+0.101	21.658	23.118	21.447	2	14:46:25.985	1:06.886	+0.565	21.633	23.542	21.711
3	14:47:31.052	1:06.122		21.469	23.150	21.503	3	14:47:32.371	1:06.386	+0.065	21.480	23.305	21.601
4	14:48:37.711	1:06.659	+0.537	22.023	23.258	21.378	4	14:48:39.774	1:07.403	+1.082	22.079	23.595	21.729
5	14:49:44.712	1:07.001	+0.879	22.133	23.326	21.542	5	14:49:46.479	1:06.705	+0.384	21.575	23.368	21.762
6	14:50:51.293	1:06.581	+0.459	21.503	23.402	21.676							
(47) Antoine Perceval													
1	14:45:19.643	1:06.129		21.289	23.383	21.457	1	14:45:18.299	1:06.797	+0.363	21.827	23.367	21.603
2	14:46:26.120	1:06.477	+0.348	21.567	23.496	21.414	2	14:46:25.292	1:06.993	+0.559	22.199	23.261	21.533
							3	14:47:31.881	1:06.589	+0.155	21.551	23.479	21.559
							4	14:48:38.315	1:06.434		21.538	23.315	21.581
(94) Max Hofer													
1	14:45:18.404	1:06.179					1	14:45:18.404	1:06.179		21.355	23.452	21.372
2	14:46:24.781	1:06.377	+0.198				2	14:46:24.781	1:06.377	+0.198	21.564	23.352	21.461
3	14:47:31.303	1:06.522	+0.343				3	14:47:31.303	1:06.522	+0.343	21.730	23.333	21.459
4	14:48:37.653	1:06.350	+0.171				4	14:48:37.653	1:06.350	+0.171	21.579	23.321	21.450
5	14:49:44.098	1:06.445	+0.266				5	14:49:44.098	1:06.445	+0.266	21.365	23.390	21.690
6	14:50:51.232	1:07.134	+0.955				6	14:50:51.232	1:07.134	+0.955	22.050	23.336	21.748
(21) Andrew Wong													
1	14:45:22.509	1:06.184					1	14:45:22.509	1:06.184		21.296	23.298	21.590
2	14:46:29.192	1:06.683	+0.499				2	14:46:29.192	1:06.683	+0.499	21.555	23.446	21.682
3	14:47:35.578	1:06.386	+0.202				3	14:47:35.578	1:06.386	+0.202	21.318	23.450	21.618
4	14:48:42.114	1:06.536	+0.352				4	14:48:42.114	1:06.536	+0.352	21.661	23.347	21.528
5	14:49:48.596	1:06.482	+0.298				5	14:49:48.596	1:06.482	+0.298	21.597	23.275	21.610
6	14:50:54.991	1:06.395	+0.211				6	14:50:54.991	1:06.395	+0.211	21.342	23.363	21.690



Rotax Euro Challenge 2014 Zuera/Spain

Rotax Juniors

Zuera 1,699 Km

Qualifying Practice Group J2

18.07.2014 14:40

Qualifying (10:00 Time) started at 14:40:00

Lap	Time of Day	Lap Tm	Diff	S1 Tm	S2 Tm	S3 Tm	Lap	Time of Day	Lap Tm	Diff	S1 Tm	S2 Tm	S3 Tm
5	14:49:44.929	1:06.614	+0.180	21.642	23.424	21.548							
6	14:50:52.320	1:07.391	+0.957	21.967	23.735	21.689							
(116) Ivan Chubarov													
1	14:45:19.418	1:06.448		21.491	23.433	21.524							
2	14:46:26.071	1:06.653	+0.205	21.469	23.531	21.653							
3	14:47:33.578	1:07.507	+1.059	22.327	23.556	21.624							
4	14:48:40.326	1:06.748	+0.300	21.526	23.630	21.592							
5	14:49:46.920	1:06.594	+0.146	21.459	23.350	21.785							
6	14:50:54.074	1:07.154	+0.706	21.673	23.647	21.834							
(57) Scott Symons													
1	14:45:20.153	1:06.823	+0.348	21.624	23.717	21.482							
2	14:46:26.628	1:06.475		21.606	23.394	21.475							
3	14:47:33.269	1:06.641	+0.166	21.637	23.519	21.485							
4	14:48:40.151	1:06.882	+0.407	21.639	23.520	21.723							
5	14:49:46.652	1:06.501	+0.026	21.458	23.303	21.740							
6	14:50:53.566	1:06.914	+0.439	21.602	23.519	21.793							
(108) Cao Zhuo													
1	14:45:18.345	1:06.573		21.643	23.454	21.476							

Timekeeping M. Wagner:

Clerk of the course Thomas Lainer:

Steward Horst Seidel:

Chief Scrutineer Paul Klaassen:

www.mylaps.com

Licensed to: Motorsport Events

Printed: 18.07.2014 14:53:43

posted at: h



Rotax Euro Challenge 2014 Zuera/Spain

Rotax Juniors

Zuera 1,699 Km

Total result Qualifying Group J1 / J2

Pos	No.	Name	Nat.	Chassis	Race Team	Total Best Tm	Diff	QJ1 Best Tm	QJ2 Best Tm
1	49	Dave Wooder	GBR	Alonso	Dan Holland Racing	1:05.438			
2	53	Marta Garcia	ESP	Zanardi	MGL Racing Xtreme	1:05.667	0.229		1:05.667
3	86	Marcus Armstrong	NZL	Alonso	Dan Holland Racing	1:05.688	0.250	1:05.688	
4	95	Dean MacDonald	GBR	Tonykart	Strawberry Racing	1:05.730	0.292		1:05.730
5	106	Ayrton Simmons	GBR	Tonykart	Coles Racing	1:05.820	0.382	1:05.820	
6	9	Darren Keane	IRL	Tonykart	Strawberry Racing	1:05.827	0.389		1:05.827
7	12	Rinus van Kalmthout	NLD	CRG	PSL/VF Racing	1:05.896	0.458		1:05.896
8	36	Alex Quinn	GBR	Tonykart	Coles Racing	1:05.898	0.460	1:05.898	
9	5	Max Timmermans	BEL	Tonykart	Strawberry Racing	1:05.934	0.496	1:05.934	
10	88	Mick Wishofer	AUT	Birel	KMS Birel Motorsport	1:05.934	0.496	1:05.934	
11	62	Richard Veschoor	NLD	FA Kart	Team TKP	1:05.955	0.517	1:05.955	
12	58	Dzianis Slavinski	BLR	Tonykart	M-Racing	1:05.956	0.518		1:05.956
13	8	Thomas Preining	AUT	FA Kart	Team TKP	1:06.079	0.641		1:06.079
14	77	Lluc Ibanez	ESP	Kosmic	Binakart	1:06.122	0.684		1:06.122
15	47	Antoine Perceval	FRA	Tonykart	SG Drivers	1:06.129	0.691		1:06.129
16	104	Javier Gonzalez	MEX	Kosmic	Paul Carr Racing	1:06.173	0.735	1:06.173	
17	94	Max Hofer	AUT	Birel	KMS Birel Motorsport	1:06.179	0.741		1:06.179
18	21	Andrew Wong	GBR	Tonykart	Protrain Racing	1:06.184	0.746		1:06.184
19	60	Mauricio Van der Laan	ESP	Intrepid	Intrepid Driver Program	1:06.199	0.761	1:06.199	
20	31	Daniel Louko	FIN	Tonykart	MPT Racing	1:06.228	0.790		1:06.228
21	51	Luke Wooder	GBR	Alonso	Dan Holland Racing	1:06.246	0.808		1:06.246
22	32	Jordan Brown-Nutley	GBR	Tonykart	Coles Racing	1:06.265	0.827		1:06.265
23	117	Nateal Cantin	CAN	Birel	KMS Birel Motorsport	1:06.267	0.829		1:06.267
24	81	Jack Martin	GBR	Tonykart	Strawberry Racing	1:06.296	0.858	1:06.296	
25	87	Nicolas Schoell	AUT	Alonso	Dan Holland Racing	1:06.316	0.878	1:06.316	
26	112	Adam Haikal	MYS	FA Kart	Team TKP	1:06.321	0.883		1:06.321
27	35	Ido Cohen	ISR	Tonykart	Protrain Racing	1:06.392	0.954	1:06.392	
28	64	Luc Willemse	NLD	FA Kart	Team TKP	1:06.434	0.996		1:06.434
29	114	Barrichello Noor	IDN	FA Kart	Team TKP/Riser Shadaff M/	1:06.456	1.018	1:06.456	
30	46	Perdana Minang	IDN	tonykart	Aim Motorsport/RedWhite f	1:06.473	1.035	1:06.473	
31	57	Scott Symons	GBR	Kosmic	KR Sport	1:06.475	1.037		1:06.475
32	26	Finlay Hutchison	GBR	Alonso	Dan Holland Racing	1:06.487	1.049	1:06.487	
33	90	Adrien Renaudin	FRA	Sodikart	KPR	1:06.532	1.094	1:06.532	
34	103	Gianfranco Mazzaferro	CAN	Alonso	Dan Holland Racing	1:06.557	1.119	1:06.557	
35	108	Cao Zhuo	CHN	FA Kart	Team TKP	1:06.573	1.135		1:06.573
36	115	Presley Martono	IDN	Tonykart	DNR/Bouvin Power	1:06.607	1.169	1:06.607	
37	110	Keanon Santoso	IDN	Gillard	PDB Racing Team	1:06.847	1.409	1:06.847	
38	50	Leonard Hoogenboom	NLD	Alonso	Dan Holland Racing	1:07.223	1.785	1:07.223	
39	22	Jakub Bezel	CZE	MS Kart	MS Kart Racing Team	1:07.442	2.004	1:07.442	
DNS	24	Dennis Mavlanov	RUS	Kosmic	Zeta Corse				
DQ	33	Jack McCarthy	GBR	Tonykart	Strawberry Racing				
DQ	116	Ivan Chubarov	RUS	Art GP	Art GP Official Team				

Announcements

No. 33 excluded from qualifying / technical non conformity

No. 116 excluded from qualifying / technical non conformity

These results are provisional until the conclusion of any judicial and technical matters!

Official Timing www.rgmmc.com

Orbits

Timekeeping M. Wagner:

Clerk of the course Thomas Lainer:

Steward Horst Seidel:

Chief Scrutineer Paul Klaassen:

www.mylaps.com

Licensed to: Motorsport Events

Printed: 18.07.2014 16:40:49

posted at:

h

Heat organization Rotax Euro Challenge Zuera / Spain Juniors Group A

Group	Pos	No.	Firstname	Lastname	Class	Overall BestTm
Group A	1	49	Dave	Wooder	Juniors	1:05.438
Group A	5	106	Ayrton	Simmons	Juniors	1:05.820
Group A	9	5	Max	Timmermans	Juniors	1:05.934
Group A	13	8	Thomas	Preining	Juniors	1:06.079
Group A	17	94	Max	Hofer	Juniors	1:06.179
Group A	21	51	Luke	Wooder	Juniors	1:06.246
Group A	25	87	Nicolas	Schoell	Juniors	1:06.316
Group A	29	114	Barrichello	Noor	Juniors	1:06.456
Group A	33	90	Adrien	Renaudin	Juniors	1:06.532
Group A	37	110	Keanon	Santoso	Juniors	1:06.847
Group A	41	33	Jack	McCarthy	Juniors	DQ



Clerk of the course Thomas Lainer:

Stewards (Chairman) Horst Seidel:

Scrutineer Paul Klaassen:

Timekeeping M. Wagner:

Printed: 18.07.2014 16:44

Posted at: h

**Heat organization
Rotax Euro Challenge
Zuera / Spain
Juniors Group B**

Group	Pos	No.	Firstname	Lastname	Class	Overall BestTm
Group B	2	53	Marta	Garcia	Juniors	1:05.667
Group B	6	9	Darren	Keane	Juniors	1:05.827
Group B	10	88	Mick	Wishofer	Juniors	1:05.934
Group B	14	77	Lluc	Ibanez	Juniors	1:06.122
Group B	18	21	Andrew	Wong	Juniors	1:06.184
Group B	22	32	Jordan	Brown-Nutley	Juniors	1:06.265
Group B	26	112	Adam	Haikal	Juniors	1:06.321
Group B	30	46	Perdana	Minang	Juniors	1:06.473
Group B	34	103	Gianfranco	Mazzaferro	Juniors	1:06.557
Group B	38	50	Leonard	Hoogenboom	Juniors	1:07.223
Group B	42	116	Ivan	Chubarov	Juniors	DQ



Clerk of the course Thomas Lainer:

Stewards (Chairman) Horst Seidel:

Scrutineer Paul Klaassen:

Timekeeping M. Wagner:

Printed: 18.07.2014 16:44

Posted at: h

Heat organization Rotax Euro Challenge Zuera / Spain Juniors Group C

Group	Pos	No.	Firstname	Lastname	Class	Overall BestTm
Group C	3	86	Marcus	Armstrong	Juniors	1:05.688
Group C	7	12	Rinus	van Kalmthout	Juniors	1:05.896
Group C	11	62	Richard	Veschoor	Juniors	1:05.955
Group C	15	47	Antoine	Perceval	Juniors	1:06.129
Group C	19	60	Mauricio	Van der Laan	Juniors	1:06.199
Group C	23	117	Nateal	Cantin	Juniors	1:06.267
Group C	27	35	Ido	Cohen	Juniors	1:06.392
Group C	31	57	Scott	Symons	Juniors	1:06.475
Group C	35	108	Cao	Zhuo	Juniors	1:06.573
Group C	39	22	Jakub	Bezel	Juniors	1:07.442



Clerk of the course Thomas Lainer:

Stewards (Chairman) Horst Seidel:

Scrutineer Paul Klaassen:

Timekeeping M. Wagner:

Printed: 18.07.2014 16:44

posted at: h

Heat organization Rotax Euro Challenge Zuera / Spain Juniors Group D

Group	Pos	No.	Firstname	Lastname	Class	Overall BestTm
Group D	4	95	Dean	MacDonald	Juniors	1:05.730
Group D	8	36	Alex	Quinn	Juniors	1:05.898
Group D	12	58	Dzianis	Slavinski	Juniors	1:05.956
Group D	16	104	Javier	Gonzalez	Juniors	1:06.173
Group D	20	31	Daniel	Louko	Juniors	1:06.228
Group D	24	81	Jack	Martin	Juniors	1:06.296
Group D	28	64	Luc	Willemse	Juniors	1:06.434
Group D	32	26	Finlay	Hutchison	Juniors	1:06.487
Group D	36	115	Presley	Martono	Juniors	1:06.607
Group D	40	24	Dennis	Mavlanov	Juniors	DNS



Clerk of the course Thomas Lainer:

Stewards (Chairman) Horst Seidel:

Scrutineer Paul Klaassen:

Timekeeping M. Wagner:

Printed: 18.07.2014 16:44

posted at: h

Rotax Euro Challenge
 Class: Juniors
 Date/Time: 19.07.2014 10:40

Track: Zuera / Spain
 Heat: Race 2 Qualifying Heat 2 C+D
 Laps: 6

Edition 1

	18	
35		36
	17	
33		34
	16	
31		32
	15	
29		30
	14	
27		28
	13	
25		26
	12	
23		24
	11	
21		22
Jakub Bezel 22 Group C 1:07.442	10	Dennis Mavlanov 24 Group D DNS
19		20
Cao Zhuo 108 Group C 1:06.573	9	Presley Martono 115 Group D 1:06.607
17		18
Scott Symons 57 Group C 1:06.475	8	Finlay Hutchison 26 Group D 1:06.487
15		16
Ido Cohen 35 Group C 1:06.392	7	Luc Willemse 64 Group D 1:06.434
13		14
Nateal Cantin 117 Group C 1:06.267	6	Jack Martin 81 Group D 1:06.296
11		12
Mauricio Van der Laan 60 Group C 1:06.199	5	Daniel Louko 31 Group D 1:06.228
9		10
Antoine Perceval 47 Group C 1:06.129	4	Javier Gonzalez 104 Group D 1:06.173
7		8
Richard Veschoor 62 Group C 1:05.955	3	Dzianis Slavinski 58 Group D 1:05.956
5		6
Rinus van Kalmthout 12 Group C 1:05.896	2	Alex Quinn 36 Group D 1:05.898
3		4
Marcus Armstrong 86 Group C 1:05.688	1	Dean MacDonald 95 Group D 1:05.730
1	Row	2

Pole Position



Clerk of the course Thomas Lainer:
 Stewards (Chairman) Horst Seidel:

Scrutineer Paul Klaassen:
 Timekeeping M. Wagner:

Rotax Euro Challenge
Class: Juniors
Date/Time: 19.07.2014 16:00

Track: Zuera / Spain
Heat: Race 12 Qualifying Heat 6 B+C
Laps: 6

Edition 1

	18	
35		36
	17	
33		34
	16	
31		32
	15	
29		30
	14	
27		28
	13	
25		26
	12	
23		24
Ivan Chubarov 116 Group B DQ	11	
21		22
Leonard Hoogenboom 50 Group B 1:07.223	10	Jakub Bezel 22 Group C 1:07.442
19		20
Gianfranco Mazzaferro 103 Group B 1:06.557	9	Cao Zhuo 108 Group C 1:06.573
17		18
Perdana Minang 46 Group B 1:06.473	8	Scott Symons 57 Group C 1:06.475
15		16
Adam Haikal 112 Group B 1:06.321	7	Ido Cohen 35 Group C 1:06.392
13		14
Jordan Brown-Nutley 32 Group B 1:06.265	6	Nateal Cantin 117 Group C 1:06.267
11		12
Andrew Wong 21 Group B 1:06.184	5	Mauricio Van der Laan 60 Group C 1:06.199
9		10
Lluc Ibanez 77 Group B 1:06.122	4	Antoine Perceval 47 Group C 1:06.129
7		8
Mick Wishofer 88 Group B 1:05.934	3	Richard Veschoor 62 Group C 1:05.955
5		6
Darren Keane 9 Group B 1:05.827	2	Rinus van Kalmthout 12 Group C 1:05.896
3		4
Marta Garcia 53 Group B 1:05.667	1	Marcus Armstrong 86 Group C 1:05.688
1	Row	2

Pole Position

Clerk of the course Thomas Lainer:
Stewards (Chairman) Horst Seidel:

Scrutineer Paul Klaassen:
Timekeeping M. Wagner:

Rotax Euro Challenge
Class: Juniors
Date/Time: 19.07.2014 15:40

Track: Zuera / Spain
Heat: Race 11 Qualifying Heat 5 A+D
Laps: 6

Edition 1

	18	
35		36
	17	
33		34
	16	
31		32
	15	
29		30
	14	
27		28
	13	
25		26
	12	
23		24
Jack McCarthy	11	
33		22
Group A DQ		
21		
Keanon Santoso	10	Dennis Mavlanov
110		24
Group A 1:06.847		Group D DNS
19		20
Adrien Renaudin	9	Presley Martono
90		115
Group A 1:06.532		Group D 1:06.607
17		18
Barrichello Noor	8	Finlay Hutchison
114		26
Group A 1:06.456		Group D 1:06.487
15		16
Nicolas Schoell	7	Luc Willemse
87		64
Group A 1:06.316		Group D 1:06.434
13		14
Luke Wooder	6	Jack Martin
51		81
Group A 1:06.246		Group D 1:06.296
11		12
Max Hofer	5	Daniel Louko
94		31
Group A 1:06.179		Group D 1:06.228
9		10
Thomas Preining	4	Javier Gonzalez
8		104
Group A 1:06.079		Group D 1:06.173
7		8
Max Timmermans	3	Dzianis Slavinski
5		58
Group A 1:05.934		Group D 1:05.956
5		6
Ayrton Simmons	2	Alex Quinn
106		36
Group A 1:05.820		Group D 1:05.898
3		4
Dave Wooder	1	Dean MacDonald
49		95
Group A 1:05.438		Group D 1:05.730
1		2
Pole Position	Row	

Clerk of the course Thomas Lainer:
Stewards (Chairman) Horst Seidel:

Scrutineer Paul Klaassen:
Timekeeping M. Wagner:

Rotax Euro Challenge
Class: Juniors
Date/Time: 19.07.2014 13:20

Track: Zuera / Spain
Heat: Race 6 Qualifying Heat 3 A+C
Laps: 6

Edition 1

	18	
35		36
	17	
33		34
	16	
31		32
	15	
29		30
	14	
27		28
	13	
25		26
	12	
23		24
Jack McCarthy	11	
33		22
Group A DQ		21
21	10	Jakub Bezel
110		22
Group A 1:06.847		Group C 1:07.442
19	9	Cao Zhuo
90		108
Group A 1:06.532		Group C 1:06.573
17	8	Scott Symons
114		57
Group A 1:06.456		Group C 1:06.475
15	7	Ido Cohen
87		35
Group A 1:06.316		Group C 1:06.392
13	6	Nateal Cantin
51		117
Group A 1:06.246		Group C 1:06.267
11	5	Mauricio Van der Laan
94		60
Group A 1:06.179		Group C 1:06.199
9	4	Antoine Perceval
8		47
Group A 1:06.079		Group C 1:06.129
7	3	Richard Veschoor
5		62
Group A 1:05.934		Group C 1:05.955
5	2	Rinus van Kalmthout
106		12
Group A 1:05.820		Group C 1:05.896
3	1	Marcus Armstrong
49		86
Group A 1:05.438		Group C 1:05.688
1	Row	2

Pole Position

Clerk of the course Thomas Lainer:
Stewards (Chairman) Horst Seidel:

Scrutineer Paul Klaassen:
Timekeeping M. Wagner:

Rotax Euro Challenge
 Class: Juniors
 Date/Time: 19.07.2014 13:40

Track: Zuera / Spain
 Heat: Race 7 Qualifying Heat 4 B+D
 Laps: 6

Edition 1

	18	
35		36
	17	
33		34
	16	
31		32
	15	
29		30
	14	
27		28
	13	
25		26
	12	
23		24
Ivan Chubarov 116 Group B DQ	11	
21		22
Leonard Hoogenboom 50 Group B 1:07.223	10	Dennis Mavlanov 24 Group D DNS
19		20
Gianfranco Mazzaferro 103 Group B 1:06.557	9	Presley Martono 115 Group D 1:06.607
17		18
Perdana Minang 46 Group B 1:06.473	8	Finlay Hutchison 26 Group D 1:06.487
15		16
Adam Haikal 112 Group B 1:06.321	7	Luc Willemse 64 Group D 1:06.434
13		14
Jordan Brown-Nutley 32 Group B 1:06.265	6	Jack Martin 81 Group D 1:06.296
11		12
Andrew Wong 21 Group B 1:06.184	5	Daniel Louko 31 Group D 1:06.228
9		10
Lluc Ibanez 77 Group B 1:06.122	4	Javier Gonzalez 104 Group D 1:06.173
7		8
Mick Wishofer 88 Group B 1:05.934	3	Dzianis Slavinski 58 Group D 1:05.956
5		6
Darren Keane 9 Group B 1:05.827	2	Alex Quinn 36 Group D 1:05.898
3		4
Marta Garcia 53 Group B 1:05.667	1	Dean MacDonald 95 Group D 1:05.730
1	Row	2

Pole Position

Clerk of the course Thomas Lainer:
 Stewards (Chairman) Horst Seidel:

Scrutineer Paul Klaassen:
 Timekeeping M. Wagner:



Rotax Euro Challenge 2014 Zuera/Spain

Rotax Juniors

Zuera 1,699 Km

Warm up Saturday

19.07.2014 09:00

Practice (10:00 Time) started at 9:00:00

Pos	No.	Name	Nat.	Chassis	Race Team	Laps	Best Tm	Diff	Gap	In Lap	km/h
1	86	Marcus Armstrong	NZL	Alonso	Dan Holland Racing	5	1:06.386			5	92,134
2	33	Jack McCarthy	GBR	Tonykart	Strawberry Racing	3	1:06.510	0.124	0.124	3	91,962
3	49	Dave Wooder	GBR	Alonso	Dan Holland Racing	4	1:06.565	0.179	0.055	4	91,886
4	47	Antoine Perceval	FRA	Tonykart	SG Drivers	6	1:06.606	0.220	0.041	6	91,830
5	95	Dean MacDonald	GBR	Tonykart	Strawberry Racing	4	1:06.613	0.227	0.007	3	91,820
6	46	Perdana Minang	IDN	tonykart	Aim Motorsport/RedWhite F	6	1:06.651	0.265	0.038	6	91,768
7	31	Daniel Louko	FIN	Tonykart	MPT Racing	6	1:06.668	0.282	0.017	6	91,744
8	60	Mauricio Van der Laan	ESP	Intrepid	Intrepid Driver Program	4	1:06.781	0.395	0.113	2	91,589
9	94	Max Hofer	AUT	Birel	KMS Birel Motorsport	3	1:06.783	0.397	0.002	3	91,586
10	88	Mick Wishofer	AUT	Birel	KMS Birel Motorsport	3	1:06.788	0.402	0.005	3	91,579
11	62	Richard Veschoor	NLD	FA Kart	Team TKP	4	1:06.790	0.404	0.002	4	91,577
12	50	Leonard Hoogenboom	NLD	Alonso	Dan Holland Racing	6	1:06.809	0.423	0.019	5	91,551
13	108	Cao Zhuo	CHN	FA Kart	Team TKP	3	1:06.853	0.467	0.044	3	91,490
14	53	Marta Garcia	ESP	Zanardi	MGL Racing Xtreme	4	1:06.900	0.514	0.047	4	91,426
15	106	Ayrton Simmons	GBR	Tonykart	Coles Racing	4	1:06.910	0.524	0.010	4	91,412
16	9	Darren Keane	IRL	Tonykart	Strawberry Racing	3	1:06.940	0.554	0.030	3	91,371
17	8	Thomas Preining	AUT	FA Kart	Team TKP	3	1:06.948	0.562	0.008	3	91,360
18	36	Alex Quinn	GBR	Tonykart	Coles Racing	4	1:07.004	0.618	0.056	4	91,284
19	90	Adrien Renaudin	FRA	Sodikart	KPR	6	1:07.007	0.621	0.003	6	91,280
20	103	Gianfranco Mazzaferro	CAN	Alonso	Dan Holland Racing	4	1:07.065	0.679	0.058	4	91,201
21	51	Luke Wooder	GBR	Alonso	Dan Holland Racing	4	1:07.066	0.680	0.001	3	91,200
22	24	Dennis Mavlanov	RUS	Kosmic	Zeta Corse	6	1:07.068	0.682	0.002	6	91,197
23	81	Jack Martin	GBR	Tonykart	Strawberry Racing	4	1:07.098	0.712	0.030	3	91,156
24	58	Dzianis Slavinski	BLR	Tonykart	M-Racing	6	1:07.135	0.749	0.037	5	91,106
25	87	Nicolas Schoell	AUT	Alonso	Dan Holland Racing	6	1:07.188	0.802	0.053	6	91,034
26	5	Max Timmermans	BEL	Tonykart	Strawberry Racing	4	1:07.220	0.834	0.032	3	90,991
27	104	Javier Gonzalez	MEX	Kosmic	Paul Carr Racing	3	1:07.228	0.842	0.008	3	90,980
28	26	Finlay Hutchison	GBR	Alonso	Dan Holland Racing	5	1:07.289	0.903	0.061	5	90,897
29	12	Rinus van Kalmthout	NLD	CRG	PSL/VF Racing	4	1:07.372	0.986	0.083	3	90,785
30	110	Keanon Santoso	IDN	Gillard	PDB Racing Team	6	1:07.385	0.999	0.013	6	90,768
31	64	Luc Willemse	NLD	FA Kart	Team TKP	3	1:07.515	1.129	0.130	3	90,593
32	77	Lluc Ibanez	ESP	Kosmic	Binakart	4	1:07.515	1.129		4	90,593
33	57	Scott Symons	GBR	Kosmic	KR Sport	6	1:07.535	1.149	0.020	5	90,566
34	22	Jakub Bezel	CZE	MS Kart	MS Kart Racing Team	5	1:07.757	1.371	0.222	5	90,270
35	112	Adam Haikal	MYS	FA Kart	Team TKP	3	1:07.782	1.396	0.025	2	90,236
36	35	Ido Cohen	ISR	Tonykart	Protrain Racing	3	1:08.009	1.623	0.227	3	89,935
37	116	Ivan Chubarov	RUS	Art GP	Art GP Official Team	6	1:08.015	1.629	0.006	5	89,927
38	114	Barrichello Noor	IDN	FA Kart	Team TKP/Riser Shadaff M/	3	1:08.166	1.780	0.151	3	89,728
39	117	Nateal Cantin	CAN	Birel	KMS Birel Motorsport	3	1:08.229	1.843	0.063	3	89,645
40	115	Presley Martono	IDN	Tonykart	DNR/Bouvin Power	4	1:09.605	3.219	1.376	1	87,873
41	21	Andrew Wong	GBR	Tonykart	Protrain Racing	1	1:15.839	9.453	6.234	1	80,650

Timekeeping M. Wagner:



Clerk of the course Thomas Lainer:

Steward Horst Seidel:

Chief Scrutineer Paul Klaassen:

www.mylaps.com

Printed: 19.07.2014 09:12:26

posted at: h

Licensed to: Motorsport Events



Rotax Euro Challenge 2014 Zuera/Spain

Rotax Juniors

Zuera 1,699 Km

Warm up Saturday

19.07.2014 09:00

Practice (10:00 Time) started at 9:00:00

Lap	Time of Day	Lap Tm	Diff	S1 Tm	S2 Tm	S3 Tm
(24) Dennis Mavlanov						
1	9:02:33.090	1:09.811	+2.743	22.213	24.953	22.645
2	9:05:51.447	3:18.357	+2:11.289	22.127		
3	9:07:06.828	1:15.381	+8.313	29.142	24.159	22.080
4	9:08:15.952	1:09.124	+2.056	22.716	24.406	22.002
5	9:09:23.877	1:07.925	+0.857	22.038	23.907	21.980
6	9:10:30.945	1:07.068		21.443	23.746	21.879

(81) Jack Martin						
1	9:07:03.918	1:14.481	+7.383	27.833	24.583	22.065
2	9:08:13.938	1:10.020	+2.922	23.708	24.437	21.875
3	9:09:21.036	1:07.098		21.773	23.578	21.747
4	9:10:28.186	1:07.150	+0.052	21.500	23.934	21.716

(58) Dzianis Slavinski						
1	9:02:28.070	1:09.809	+2.674	22.806	24.604	22.399
2	9:05:50.953	3:22.883	+2:15.748	22.049	24.141	2:36.693
3	9:07:03.690	1:12.737	+5.602	26.145	24.521	22.071
4	9:08:11.426	1:07.736	+0.601	22.098	23.970	21.668
5	9:09:18.561	1:07.135		21.303	23.998	21.834
6	9:10:27.102	1:08.541	+1.406	22.035	24.775	21.731

(87) Nicolas Schoell						
1	9:02:36.728	1:08.810	+1.622	22.327	24.394	22.089
2	9:05:49.676	3:12.948	+2:05.760	21.878		
3	9:07:03.438	1:13.762	+6.574	25.569	25.069	23.124
4	9:08:11.941	1:08.503	+1.315	22.579	24.146	21.778
5	9:09:19.286	1:07.345	+0.157	21.951	23.696	21.698
6	9:10:26.474	1:07.188		21.418	24.094	21.676

(5) Max Timmermans						
1	9:07:05.085	1:16.540	+9.320	29.751	24.820	21.969
2	9:08:13.001	1:07.916	+0.696	22.107	24.127	21.682
3	9:09:20.221	1:07.220		21.654	23.887	21.679
4	9:10:27.966	1:07.745	+0.525	21.340	24.573	21.832

(104) Javier Gonzalez						
1	9:08:07.651	1:07.767	+0.539	21.998	24.030	21.739
2	9:09:16.049	1:08.398	+1.170	21.950	24.727	21.721
3	9:10:23.277	1:07.228		21.688	23.805	21.735

(26) Finlay Hutchison						
1	9:05:50.777	3:20.789	+2:13.500	22.467		
2	9:07:06.915	1:16.138	+8.849	30.045	24.153	21.940
3	9:08:14.925	1:08.010	+0.721	21.906	24.221	21.883
4	9:09:24.288	1:09.363	+2.074	23.191	24.448	21.724
5	9:10:31.577	1:07.289		21.964	23.668	21.657

(12) Rinus van Kalmthout						
1	9:07:03.649	1:16.045	+8.673	29.007	24.776	22.262
2	9:08:12.350	1:08.701	+1.329	22.502	24.536	21.663
3	9:09:19.722	1:07.372		21.973	23.749	21.650
4	9:10:27.671	1:07.949	+0.577	21.483	24.794	21.672

(110) Keanon Santoso						
1	9:02:34.184	1:09.835	+2.450	22.737	24.828	22.270
2	9:05:50.992	3:16.808	+2:09.423	22.874		
3	9:07:05.501	1:14.509	+7.124	28.387	24.282	21.840
4	9:08:16.144	1:10.643	+3.258	22.843	25.813	21.987
5	9:09:24.907	1:08.763	+1.378	22.064	24.750	21.949
6	9:10:32.292	1:07.385		21.624	23.978	21.783

(64) Luc Willemsse						
1	9:08:07.738	1:08.059	+0.544	22.406	24.017	21.636
2	9:09:15.257	1:07.519	+0.004	21.654	24.212	21.653
3	9:10:22.772	1:07.515		21.983	23.755	21.777

(77) Lluc Ibanez						
1	9:06:57.194	5:14.197	+4:06.682			
2	9:08:05.082	1:07.888	+0.373	22.062	23.960	21.866
3	9:09:12.627	1:07.545	+0.030	21.832	23.855	21.858
4	9:10:20.142	1:07.515		21.928	23.830	21.757

(57) Scott Symons						
1	9:02:32.715	1:09.468	+1.933	22.409	24.612	22.447
2	9:05:48.942	3:16.227	+2:08.692	22.056		
3	9:07:03.479	1:14.537	+7.002	27.851	24.469	22.217
4	9:08:12.093	1:08.614	+1.079	22.358	24.593	21.663
5	9:09:19.628	1:07.535		21.907	23.948	21.680
6	9:10:27.613	1:07.985	+0.450	21.688	24.579	21.718

(22) Jakub Bezel						
1	9:05:50.275	3:16.480	+2:08.723	22.974		
2	9:07:04.453	1:14.178	+6.421	26.721	25.374	22.083
3	9:08:12.759	1:08.306	+0.549	22.335	24.167	21.804
4	9:09:20.567	1:07.808	+0.051	21.652	24.462	21.694
5	9:10:28.324	1:07.757		21.451	24.336	21.970

(112) Adam Haikal						
1	9:08:07.087	1:08.901	+1.119	23.004	24.162	21.735
2	9:09:14.869	1:07.782		21.864	24.035	21.883
3	9:10:22.997	1:08.128	+0.346	21.676	24.224	22.228

(35) Ido Cohen						
1	9:08:10.064	1:08.670	+0.661	22.695	24.209	21.766
2	9:09:18.750	1:08.686	+0.677	22.077	24.665	21.944
3	9:10:26.759	1:08.009		21.833	24.448	21.728

(116) Ivan Chubarov						
1	9:02:28.352	1:09.899	+1.884	22.438	25.038	22.423
2	9:05:48.608	3:20.256	+2:12.241	22.088	24.686	2:33.482
3	9:07:03.199	1:14.591	+6.576	26.523	25.501	22.567
4	9:08:12.822	1:09.623	+1.608	22.773	24.858	21.992
5	9:09:20.837	1:08.015		21.925	24.240	21.850
6	9:10:29.540	1:08.703	+0.688	21.839	24.723	22.141

(114) Barrichello Noor						
1	9:08:09.357	1:08.942	+0.776	22.370	24.310	22.262
2	9:09:18.236	1:08.879	+0.713	22.632	24.317	21.930
3	9:10:26.402	1:08.166		22.376	24.055	21.735

(117) Nateal Cantin						
1	9:08:06.936	1:08.889	+0.660	22.875	24.167	21.847
2	9:09:15.189	1:08.253	+0.024	22.104	24.146	22.003
3	9:10:23.418	1:08.229		22.197	23.973	22.059

(115) Presley Martono						
1	9:02:32.436	1:09.605		22.287	24.606	22.712
2	9:05:50.506	3:18.070	+2:08.465	22.211		
3	9:07:05.040	1:14.534	+4.929	28.200	24.261	22.073
4	9:10:20.651	3:15.611	+2:06.006	22.439	25.007	21.736

(21) Andrew Wong						
1	9:07:04.139	1:15.839		27.932	24.663	23.244

Timekeeping M. Wagner:

Clerk of the course Thomas Lainer:

www.mylaps.com

Steward Horst Seidel:

Chief Scrutineer Paul Klaassen:

Licensed to: Motorsport Events

Printed: 19.07.2014 09:15:07

posted at: h



Rotax Euro Challenge 2014 Zuera/Spain

Rotax Juniors

Zuera 1,699 Km

RACE 1 Qualifying Heat 1 A-B

19.07.2014 10:20

Race (6 Laps) started at 10:22:58

Pos	No.	Name	Nat.	Chassis	Race Team	Laps	Total Tm	Diff	Best Tm	In Lap	km/h	Points
1	49	Dave Wooder	GBR	Alonso	Dan Holland Racing	6	6:37.633		1:05.744	5	93,034	0
2	51	Luke Wooder	GBR	Alonso	Dan Holland Racing	6	6:40.283	2.650	1:06.001	3	92,671	2
3	94	Max Hofer	AUT	Birel	KMS Birel Motorsport	6	6:42.308	4.675	1:06.363	2	92,166	3
4	77	Lluç Ibanez	ESP	Kosmic	Binakart	6	6:42.377	4.744	1:05.761	3	93,010	4
5	33	Jack McCarthy	GBR	Tonykart	Strawberry Racing	6	6:42.636	5.003	1:05.477	4	93,413	5
6	9	Darren Keane	IRL	Tonykart	Strawberry Racing	6	6:43.932	6.299	1:05.732	4	93,051	6
7	87	Nicolas Schoell	AUT	Alonso	Dan Holland Racing	6	6:44.590	6.957	1:05.646	3	93,172	7
8	110	Keanon Santoso	IDN	Gillard	PDB Racing Team	6	6:44.825	7.192	1:06.438	3	92,062	8
9	90	Adrien Renaudin	FRA	Sodikart	KPR	6	6:45.119	7.486	1:05.901	5	92,812	9
10	5	Max Timmermans	BEL	Tonykart	Strawberry Racing	6	6:45.173	7.540	1:05.832	5	92,909	10
11	46	Perdana Minang	IDN	tonykart	Aim Motorsport/RedWhite Racin	6	6:45.458	7.825	1:05.692	6	93,107	11
12	114	Barrichello Noor	IDN	FA Kart	Team TKP/Riser Shadaff M/Spor	6	6:45.844	8.211	1:05.679	5	93,126	12
13	112	Adam Haikal	MYS	FA Kart	Team TKP	6	6:46.151	8.518	1:06.039	3	92,618	13
14	21	Andrew Wong	GBR	Tonykart	Protrain Racing	6	6:46.492	8.859	1:06.062	5	92,586	14
15	32	Jordan Brown-Nutley	GBR	Tonykart	Coles Racing	6	6:48.881	11.248	1:06.010	3	92,659	15
16	116	Ivan Chubarov	RUS	Art GP	Art GP Official Team	6	6:49.206	11.573	1:06.342	3	92,195	16
17	53	Marta Garcia	ESP	Zanardi	MGL Racing Xtreme	6	6:58.794	21.161	1:05.707	4	93,086	17
18	88	Mick Wishofer	AUT	Birel	KMS Birel Motorsport	6	7:02.491	24.858	1:06.085	6	92,554	18
19	103	Gianfranco Mazzaferro	CAN	Alonso	Dan Holland Racing	6	7:05.691	28.058	1:08.857	3	88,828	19
20	106	Ayrton Simmons	GBR	Tonykart	Coles Racing	3	3:20.979	3 Laps	1:06.471	2	92,016	20
21	8	Thomas Preining	AUT	FA Kart	Team TKP	1	1:30.332	5 Laps		0	-	21

Not classified

DQ	50	Leonard Hoogenboom	NLD	Alonso	Dan Holland Racing	2	2:25.031	DQ	1:06.648	1	91,772	24
----	----	--------------------	-----	--------	--------------------	---	----------	----	----------	---	--------	----

Announcements

These results are provisional until the conclusion of any judicial and technical matters!

No. 50 black flag

Margin of Victory	Ø km/h	Best Lap Tm	km/h	Best Lap by
2.650	92,292	1:05.477	93,413	33 - Jack McCarthy

Official Timing www.rgmmc.com

Orbits

Timekeeping M. Wagner:

Clerk of the course Thomas Lainer:

www.mylaps.com

Steward Horst Seidel:

Chief Scrutineer Paul Klaassen:

Licensed to: Motorsport Events

Printed: 19.07.2014 10:33:09

posted at:

h



Rotax Euro Challenge 2014 Zuera/Spain

Rotax Juniors

Zuera 1,699 Km

RACE 1 Qualifying Heat 1 A-B

19.07.2014 10:20

Race (6 Laps) started at 10:22:58

Lap	Time of Day	Lap Tm	Diff	S1 Tm	S2 Tm	S3 Tm	Lap	Time of Day	Lap Tm	Diff	S1 Tm	S2 Tm	S3 Tm
(49) Dave Wooder													
1	10:24:06.272	1:07.755	+2.011	22.814	23.495	21.446	1	10:24:10.498	1:11.425	+5.524	24.874	24.926	21.625
2	10:25:12.596	1:06.324	+0.580	21.436	23.463	21.425	2	10:25:19.096	1:08.598	+2.697	23.421	23.591	21.586
3	10:26:18.619	1:06.023	+0.279	21.269	23.343	21.411	3	10:26:24.999	1:05.903	+0.002	21.306	23.198	21.399
4	10:27:24.475	1:05.856	+0.112	21.258	23.225	21.373	4	10:27:31.199	1:06.200	+0.299	21.368	23.400	21.432
5	10:28:30.219	1:05.744		21.213	23.174	21.357	5	10:28:37.100	1:05.901		21.312	23.142	21.447
6	10:29:36.150	1:05.931	+0.187	21.345	23.188	21.398	6	10:29:43.636	1:06.536	+0.635	21.798	23.358	21.380
(51) Luke Wooder													
1	10:24:07.258	1:08.405	+2.404	23.085	23.901	21.419	1	10:24:07.319	1:08.678	+2.846	23.207	24.066	21.405
2	10:25:13.869	1:06.611	+0.610	21.562	23.500	21.549	2	10:25:13.570	1:06.251	+0.419	21.426	23.327	21.498
3	10:26:19.870	1:06.001		21.291	23.317	21.393	3	10:26:19.660	1:06.090	+0.258	21.176	23.527	21.387
4	10:27:26.229	1:06.359	+0.358	21.492	23.363	21.504	4	10:27:31.594	1:11.934	+6.102	24.665	25.778	21.491
5	10:28:32.505	1:06.276	+0.275	21.270	23.412	21.594	5	10:28:37.426	1:05.832		21.197	23.202	21.433
6	10:29:38.800	1:06.295	+0.294	21.315	23.365	21.615	6	10:29:43.690	1:06.264	+0.432	21.418	23.281	21.565
(94) Max Hofer													
1	10:24:06.734	1:07.962	+1.599	22.989	23.507	21.466	1	10:24:11.685	1:12.339	+6.647	26.137	24.350	21.852
2	10:25:13.097	1:06.363		21.392	23.542	21.429	2	10:25:20.460	1:08.775	+3.083	22.708	23.624	22.443
3	10:26:19.551	1:06.454	+0.091	21.370	23.716	21.368	3	10:26:26.218	1:05.758	+0.066	21.072	23.219	21.467
4	10:27:27.275	1:07.724	+1.361	22.802	23.422	21.500	4	10:27:32.035	1:05.817	+0.125	21.166	23.225	21.426
5	10:28:33.918	1:06.643	+0.280	21.576	23.564	21.503	5	10:28:38.283	1:06.248	+0.556	21.097	23.337	21.814
6	10:29:40.825	1:06.907	+0.544	21.774	23.480	21.653	6	10:29:43.975	1:05.692		21.219	23.105	21.368
(77) Lluc Ibanez													
1	10:24:09.283	1:10.325	+4.564	24.857	24.001	21.467	1	10:24:13.463	1:14.458	+8.779	28.891	24.007	21.560
2	10:25:15.539	1:06.256	+0.495	21.399	23.329	21.528	2	10:25:20.746	1:07.283	+1.604	21.683	23.468	22.132
3	10:26:21.300	1:05.761		21.272	23.083	21.406	3	10:26:26.676	1:05.930	+0.251	21.305	23.215	21.410
4	10:27:27.332	1:06.032	+0.271	21.234	23.376	21.422	4	10:27:32.658	1:05.982	+0.303	21.371	23.310	21.301
5	10:28:33.980	1:06.648	+0.887	21.597	23.604	21.447	5	10:28:38.337	1:05.679		21.035	23.261	21.383
6	10:29:40.894	1:06.914	+1.153	21.787	23.524	21.603	6	10:29:44.361	1:06.024	+0.345	21.407	23.280	21.337
(33) Jack McCarthy													
1	10:24:10.869	1:11.565	+6.088	24.825	24.999	21.741	1	10:24:10.299	1:11.132	+5.093	24.433	25.080	21.619
2	10:25:18.148	1:07.279	+1.802	22.529	23.340	21.410	2	10:25:19.645	1:09.346	+3.307	22.948	24.167	22.231
3	10:26:23.860	1:05.712	+0.235	21.077	23.203	21.432	3	10:26:25.684	1:06.039		21.264	23.288	21.487
4	10:27:29.337	1:05.477		21.028	23.124	21.325	4	10:27:31.919	1:06.235	+0.196	21.355	23.478	21.402
5	10:28:35.007	1:05.670	+0.193	21.071	23.127	21.472	5	10:28:38.364	1:06.445	+0.406	21.143	23.284	22.018
6	10:29:41.153	1:06.146	+0.669	21.148	23.230	21.768	6	10:29:44.668	1:06.304	+0.265	21.680	23.184	21.440
(9) Darren Keane													
1	10:24:10.148	1:11.423	+5.691	24.924	24.937	21.562	1	10:24:11.945	1:12.909	+6.847	27.073	24.261	21.575
2	10:25:17.873	1:07.725	+1.993	22.455	23.620	21.650	2	10:25:19.919	1:07.974	+1.912	22.120	23.840	22.014
3	10:26:23.977	1:06.104	+0.372	21.427	23.279	21.398	3	10:26:26.082	1:06.163	+0.101	21.152	23.552	21.459
4	10:27:29.709	1:05.732		21.202	23.164	21.366	4	10:27:32.321	1:06.239	+0.177	21.540	23.295	21.404
5	10:28:35.619	1:05.910	+0.178	21.075	23.311	21.524	5	10:28:38.383	1:06.062		21.119	23.250	21.693
6	10:29:42.449	1:06.830	+1.098	21.390	23.882	21.558	6	10:29:45.009	1:06.626	+0.564	21.993	23.218	21.415
(87) Nicolas Schoell													
1	10:24:11.514	1:12.598	+6.952	26.507	24.304	21.787	1	10:24:09.936	1:10.836	+4.826	24.626	24.625	21.585
2	10:25:18.403	1:06.889	+1.243	22.064	23.440	21.385	2	10:25:22.391	1:12.455	+6.445	26.799	23.955	21.701
3	10:26:24.049	1:05.646		21.100	23.206	21.340	3	10:26:28.401	1:06.010		21.264	23.215	21.531
4	10:27:29.883	1:05.834	+0.188	21.288	23.212	21.334	4	10:27:34.567	1:06.166	+0.156	21.331	23.308	21.527
5	10:28:35.660	1:05.777	+0.131	21.149	23.195	21.433	5	10:28:40.708	1:06.141	+0.131	21.236	23.458	21.447
6	10:29:43.107	1:07.447	+1.801	21.153	24.513	21.781	6	10:29:47.398	1:06.690	+0.680	21.492	23.641	21.557
(110) Keanon Santos													
1	10:24:08.592	1:09.447	+3.009	23.775	23.943	21.729	1	10:24:11.371	1:11.782	+5.440	24.641	25.181	21.960
2	10:25:15.829	1:07.237	+0.799	21.644	23.923	21.670	2	10:25:21.068	1:09.697	+3.355	23.207	23.607	22.883
3	10:26:22.267	1:06.438		21.470	23.376	21.592	3	10:26:27.410	1:06.342		21.420	23.329	21.593
4	10:27:29.103	1:06.836	+0.398	21.544	23.696	21.596	4	10:27:33.893	1:06.483	+0.141	21.560	23.296	21.627
5	10:28:36.008	1:06.905	+0.467	21.521	23.794	21.590	5	10:28:40.486	1:06.593	+0.251	21.527	23.302	21.764
6	10:29:43.342	1:07.334	+0.896	21.386	23.858	22.090	6	10:29:47.723	1:07.237	+0.895	21.811	23.712	21.714
(90) Adrien Renaudin													
1	10:24:10.742	1:12.100	+6.393	25.576		24.997	1	10:24:10.742	1:12.100	+6.393	25.576	24.997	21.527
2	10:25:33.976	1:23.234	+17.527	37.720		24.074	2	10:25:33.976	1:23.234	+17.527	37.720	24.074	21.440

Timekeeping M. Wagner:



Clerk of the course Thomas Lainer:

Steward Horst Seidel:

Chief Scrutineer Paul Klaassen:



Rotax Euro Challenge 2014 Zuera/Spain

Rotax Juniors

Zuera 1,699 Km

RACE 1 Qualifying Heat 1 A-B

19.07.2014 10:20

Race (6 Laps) started at 10:22:58

Lap	Time of Day	Lap Tm	Diff	S1 Tm	S2 Tm	S3 Tm	Lap	Time of Day	Lap Tm	Diff	S1 Tm	S2 Tm	S3 Tm
3	10:26:39.877	1:05.901	+0.194	21.359	23.161	21.381							
4	10:27:45.584	1:05.707		21.317	23.136	21.254							
5	10:28:51.550	1:05.966	+0.259	21.527	23.144	21.295							
6	10:29:57.311	1:05.761	+0.054	21.284	23.145	21.332							

(88) Mick Wishofer

1	10:24:10.440	1:11.667	+5.582	25.259	24.767	21.641
2	10:25:36.296	1:25.856	+19.771	39.558	24.724	21.574
3	10:26:42.492	1:06.196	+0.111	21.501	23.191	21.504
4	10:27:48.782	1:06.290	+0.205	21.552	23.224	21.514
5	10:28:54.923	1:06.141	+0.056	21.419	23.113	21.609
6	10:30:01.008	1:06.085		21.365	23.290	21.430

(103) Gianfranco Mazzaferro

1	10:24:10.701	1:11.237	+2.380	24.516	25.062	21.659
2	10:25:25.137	1:14.436	+5.579	26.767	25.140	22.529
3	10:26:33.994	1:08.857		22.520	24.050	22.287
4	10:27:45.350	1:11.356	+2.499	23.706	24.743	22.907
5	10:28:54.882	1:09.532	+0.675	23.049	24.209	22.274
6	10:30:04.208	1:09.326	+0.469	22.632	24.065	22.629

(106) Ayrton Simmons

1	10:24:06.469	1:07.891	+1.420	22.907	23.520	21.464
2	10:25:12.940	1:06.471		21.473	23.553	21.445
3	10:26:19.496	1:06.556	+0.085	21.603	23.523	21.430

(8) Thomas Preining

1	10:24:28.849	1:30.142	-3:59:24.633	26.177	24.701	39.264
---	--------------	----------	--------------	--------	--------	--------

(50) Leonard Hoogenboom

1	10:24:16.777	1:06.648		21.635	23.412	21.601
2	10:25:23.548	1:06.771	+0.123	21.494	23.758	21.519



Rotax Euro Challenge 2014 Zuera/Spain

Rotax Juniors

Zuera 1,699 Km

RACE 2 Qualifying Heat 2 C-D

19.07.2014 10:40

Race (6 Laps) started at 10:42:46

Pos	No.	Name	Nat.	Chassis	Race Team	Laps	Total Tm	Diff	Best Tm	In Lap	km/h	Points
1	86	Marcus Armstrong	NZL	Alonso	Dan Holland Racing	6	6:36.272		1:05.725	6	93,060	0
2	12	Rinus van Kalmthout	NLD	CRG	PSL/VF Racing	6	6:36.579	0.307	1:05.690	6	93,110	2
3	95	Dean MacDonald	GBR	Tonykart	Strawberry Racing	6	6:38.968	2.696	1:05.678	5	93,127	3
4	58	Dzianis Slavinski	BLR	Tonykart	M-Racing	6	6:39.787	3.515	1:05.581	4	93,265	4
5	115	Presley Martono	IDN	Tonykart	DNR/Bouvin Power	6	6:39.974	3.702	1:05.630	4	93,195	5
6	104	Javier Gonzalez	MEX	Kosmic	Paul Carr Racing	6	6:43.045	6.773	1:06.563	3	91,889	6
7	60	Mauricio Van der Laan	ESP	Intrepid	Intrepid Driver Program	6	6:43.183	6.911	1:05.597	4	93,242	7
8	62	Richard Veschoor	NLD	FA Kart	Team TKP	6	6:43.189	6.917	1:05.686	4	93,116	8
9	26	Finlay Hutchison	GBR	Alonso	Dan Holland Racing	6	6:43.241	6.969	1:05.810	4	92,940	9
10	31	Daniel Louko	FIN	Tonykart	MPT Racing	6	6:43.398	7.126	1:05.594	4	93,246	10
11	108	Cao Zhuo	CHN	FA Kart	Team TKP	6	6:43.801	7.529	1:05.592	4	93,249	11
12	57	Scott Symons	GBR	Kosmic	KR Sport	6	6:44.053	7.781	1:05.794	4	92,963	12
13	81	Jack Martin	GBR	Tonykart	Strawberry Racing	6	6:44.114	7.842	1:05.589	4	93,253	13
14	64	Luc Willemse	NLD	FA Kart	Team TKP	6	6:46.908	10.636	1:06.357	5	92,174	14
15	35	Ido Cohen	ISR	Tonykart	Protrain Racing	6	6:47.135	10.863	1:05.781	4	92,981	15
16	36	Alex Quinn	GBR	Tonykart	Coles Racing	6	6:47.400	11.128	1:05.843	5	92,894	16
17	22	Jakub Bezel	CZE	MS Kart	MS Kart Racing Team	6	6:47.765	11.493	1:06.341	5	92,196	17
18	47	Antoine Perceval	FRA	Tonykart	SG Drivers	6	6:47.952	11.680	1:05.973	5	92,711	18
19	24	Dennis Mavlanov	RUS	Kosmic	Zeta Corse	6	6:48.594	12.322	1:06.317	4	92,230	19
20	117	Nateal Cantin	CAN	Birel	KMS Birel Motorsport	6	6:48.776	12.504	1:06.147	5	92,467	20

Announcements

These results are provisional until the conclusion of any judicial and technical matters!

Margin of Victory	Ø km/h	Best Lap Tm	km/h	Best Lap by
0.307	92,609	1:05.581	93,265	58 - Dzianis Slavinski

Official Timing www.rgmmc.com

Orbits

Timekeeping M. Wagner:

Clerk of the course Thomas Lainer:

www.mylaps.com

Steward Horst Seidel:

Chief Scrutineer Paul Klaassen:

Licensed to: Motorsport Events

Printed: 19.07.2014 10:50:57

posted at:

h



Rotax Euro Challenge 2014 Zuera/Spain

Rotax Juniors

Zuera 1,699 Km

RACE 2 Qualifying Heat 2 C-D

19.07.2014 10:40

Race (6 Laps) started at 10:42:46

Lap	Time of Day	Lap Tm	Diff	S1 Tm	S2 Tm	S3 Tm	Lap	Time of Day	Lap Tm	Diff	S1 Tm	S2 Tm	S3 Tm
(86) Marcus Armstrong													
1	10:43:52.638	1:06.572	+0.847	21.841	23.171	21.560	1	10:43:56.916	1:10.203	+4.393	24.829	23.875	21.499
2	10:44:58.862	1:06.224	+0.499	21.447	23.246	21.531	2	10:45:03.844	1:06.928	+1.118	21.289	24.186	21.453
3	10:46:04.834	1:05.972	+0.247	21.225	23.223	21.524	3	10:46:10.663	1:06.819	+1.009	21.240	24.083	21.496
4	10:47:10.725	1:05.891	+0.166	21.230	23.157	21.504	4	10:47:16.473	1:05.810		21.230	23.129	21.451
5	10:48:16.613	1:05.888	+0.163	21.272	23.144	21.472	5	10:48:23.084	1:06.611	+0.801	21.830	23.271	21.510
6	10:49:22.338	1:05.725		21.137	23.095	21.493	6	10:49:29.307	1:06.223	+0.413	21.129	23.219	21.875
(12) Rinus van Kalmthout													
1	10:43:52.917	1:06.783	+1.093	21.986	23.190	21.607	1	10:43:57.615	1:11.135	+5.541	25.435	24.135	21.565
2	10:44:59.048	1:06.131	+0.441	21.448	23.183	21.500	2	10:45:04.638	1:07.023	+1.429	21.608	23.695	21.720
3	10:46:05.107	1:06.059	+0.369	21.321	23.231	21.507	3	10:46:11.746	1:07.108	+1.514	21.923	23.670	21.515
4	10:47:11.111	1:06.004	+0.314	21.343	23.168	21.493	4	10:47:17.340	1:05.594		20.954	23.269	21.371
5	10:48:16.955	1:05.844	+0.154	21.239	23.148	21.457	5	10:48:23.603	1:06.263	+0.669	21.247	23.607	21.409
6	10:49:22.645	1:05.690		21.151	23.105	21.434	6	10:49:29.464	1:05.861	+0.267	21.223	23.166	21.472
(95) Dean MacDonald													
1	10:43:54.598	1:08.423	+2.745	22.754	23.981	21.688	1	10:43:56.240	1:09.646	+4.054	24.591	23.550	21.505
2	10:45:01.569	1:06.971	+1.293	22.199	23.380	21.392	2	10:45:05.198	1:08.958	+3.366	21.688	25.710	21.560
3	10:46:07.697	1:06.128	+0.450	21.432	23.216	21.480	3	10:46:12.499	1:07.301	+1.709	22.006	23.467	21.828
4	10:47:13.482	1:05.785	+0.107	21.300	23.127	21.358	4	10:47:18.091	1:05.592		21.246	23.078	21.268
5	10:48:19.160	1:05.678		21.244	23.027	21.407	5	10:48:23.902	1:05.811	+0.219	21.222	23.163	21.426
6	10:49:25.034	1:05.874	+0.196	21.218	23.238	21.418	6	10:49:29.867	1:05.965	+0.373	21.096	23.392	21.477
(58) Dzianis Slavinski													
1	10:43:54.299	1:07.992	+2.411	22.820	23.588	21.584	1	10:43:56.007	1:09.480	+3.686	24.095	23.580	21.805
2	10:45:01.507	1:07.208	+1.627	22.347	23.421	21.440	2	10:45:03.558	1:07.551	+1.757	21.761	24.256	21.534
3	10:46:08.702	1:07.195	+1.614	22.515	23.276	21.404	3	10:46:11.182	1:07.624	+1.830	21.869	24.202	21.553
4	10:47:14.283	1:05.581		21.168	23.046	21.367	4	10:47:16.976	1:05.794		21.168	23.233	21.393
5	10:48:20.109	1:05.826	+0.245	21.301	23.089	21.436	5	10:48:23.767	1:06.791	+0.997	21.519	23.814	21.458
6	10:49:25.853	1:05.744	+0.163	21.220	23.084	21.440	6	10:49:30.119	1:06.352	+0.558	21.166	23.360	21.826
(115) Presley Martono													
1	10:43:55.950	1:09.282	+3.652	24.091	23.587	21.604	1	10:43:57.844	1:11.301	+5.712	25.427	24.546	21.328
2	10:45:02.394	1:06.444	+0.814	21.099	23.910	21.435	2	10:45:05.348	1:07.504	+1.915	21.980	23.997	21.527
3	10:46:09.062	1:06.668	+1.038	21.991	23.298	21.379	3	10:46:12.751	1:07.403	+1.814	21.559	23.936	21.908
4	10:47:14.692	1:05.630		21.201	23.114	21.315	4	10:47:18.340	1:05.589		21.332	23.051	21.206
5	10:48:20.397	1:05.705	+0.075	21.179	23.207	21.319	5	10:48:24.198	1:05.858	+0.269	21.174	23.354	21.330
6	10:49:26.040	1:05.643	+0.013	21.155	23.076	21.412	6	10:49:30.180	1:05.982	+0.393	21.240	23.179	21.563
(104) Javier Gonzalez													
1	10:43:54.656	1:08.281	+1.718	23.175	23.439	21.667	1	10:43:57.331	1:10.716	+4.359	24.987	24.101	21.628
2	10:45:01.845	1:07.189	+0.626	22.226	23.518	21.445	2	10:45:04.603	1:07.272	+0.915	21.661	23.955	21.656
3	10:46:08.408	1:06.563		21.895	23.269	21.399	3	10:46:11.398	1:06.795	+0.438	21.715	23.466	21.614
4	10:47:15.274	1:06.866	+0.303	21.645	23.874	21.347	4	10:47:17.793	1:06.395	+0.038	21.210	23.634	21.551
5	10:48:21.929	1:06.655	+0.092	21.437	23.574	21.644	5	10:48:24.150	1:06.357		21.459	23.465	21.433
6	10:49:29.111	1:07.182	+0.619	21.140	23.870	22.172	6	10:49:32.974	1:08.824	+2.467	21.649	25.470	21.705
(60) Mauricio Van der Laan													
1	10:43:54.349	1:08.019	+2.422	23.077	23.490	21.452	1	10:43:56.177	1:09.713	+3.932	24.390	23.768	21.555
2	10:45:01.382	1:07.033	+1.436	22.220	23.350	21.463	2	10:45:02.549	1:06.372	+0.591	21.451	23.519	21.402
3	10:46:08.464	1:07.082	+1.485	22.533	23.238	21.311	3	10:46:10.921	1:08.372	+2.591	21.736	25.202	21.434
4	10:47:14.061	1:05.597		21.161	23.099	21.337	4	10:47:16.702	1:05.781		21.228	23.202	21.351
5	10:48:21.822	1:07.761	+2.164	21.706	24.641	21.414	5	10:48:23.384	1:06.682	+0.901	21.714	23.474	21.494
6	10:49:29.249	1:07.427	+1.830	20.952	24.065	22.410	6	10:49:33.201	1:09.817	+4.036	21.504	26.538	21.775
(62) Richard Veschoor													
1	10:43:54.084	1:07.883	+2.197	22.656	23.540	21.687	1	10:44:00.879	1:14.636	+8.793	29.173	23.801	21.662
2	10:45:03.693	1:09.609	+3.923	22.882	25.306	21.421	2	10:45:07.012	1:06.133	+0.290	21.339	23.312	21.482
3	10:46:09.825	1:06.132	+0.446	21.254	23.331	21.547	3	10:46:13.536	1:06.524	+0.681	21.146	23.371	22.007
4	10:47:15.511	1:05.686		21.270	23.053	21.363	4	10:47:20.470	1:06.934	+1.091	21.929	23.412	21.593
5	10:48:21.447	1:05.936	+0.250	21.092	23.392	21.452	5	10:48:26.313	1:05.843		21.131	23.197	21.515
6	10:49:29.255	1:07.808	+2.122	21.226	24.057	22.525	6	10:49:33.466	1:07.153	+1.310	21.181	24.018	21.954
(22) Jakob Bezel													
1	10:43:57.750	1:10.851	+4.510	24.752	24.595	21.504	1	10:43:57.750	1:10.851	+4.510	24.752	24.595	21.504
2	10:45:04.917	1:07.167	+0.826	21.762	23.747	21.658	2	10:45:04.917	1:07.167	+0.826	21.762	23.747	21.658

Timekeeping M. Wagner:



Clerk of the course Thomas Lainer:

Steward Horst Seidel:

Chief Scrutineer Paul Klaassen:



Rotax Euro Challenge 2014 Zuera/Spain

Rotax Juniors

Zuera 1,699 Km

RACE 2 Qualifying Heat 2 C-D

19.07.2014 10:40

Race (6 Laps) started at 10:42:46

Lap	Time of Day	Lap Tm	Diff	S1 Tm	S2 Tm	S3 Tm	Lap	Time of Day	Lap Tm	Diff	S1 Tm	S2 Tm	S3 Tm
3	10:46:13.552	1:08.635	+2.294	21.574	25.300	21.761							
4	10:47:20.571	1:07.019	+0.678	21.549	23.960	21.510							
5	10:48:26.912	1:06.341		21.393	23.366	21.582							
6	10:49:33.831	1:06.919	+0.578	21.448	23.752	21.719							

(47) Antoine Perceval

1	10:44:02.449	1:16.184	+10.211	30.297	24.166	21.721
2	10:45:09.086	1:06.637	+0.664	21.452	23.473	21.712
3	10:46:15.678	1:06.592	+0.619	21.383	23.525	21.684
4	10:47:21.652	1:05.974	+0.001	21.289	23.186	21.499
5	10:48:27.625	1:05.973		21.216	23.274	21.483
6	10:49:34.018	1:06.393	+0.420	21.220	23.402	21.771

(24) Dennis Mavlanov

1	10:43:57.246	1:10.432	+4.115	24.703	23.980	21.749
2	10:45:05.135	1:07.889	+1.572	22.340	23.899	21.650
3	10:46:12.667	1:07.532	+1.215	21.615	23.708	22.209
4	10:47:18.984	1:06.317		21.717	23.042	21.558
5	10:48:25.700	1:06.716	+0.399	21.944	23.124	21.648
6	10:49:34.660	1:08.960	+2.643	22.098	24.727	22.135

(117) Nateal Cantin

1	10:43:58.526	1:12.123	+5.976	26.403	24.041	21.679
2	10:45:06.146	1:07.620	+1.473	21.422	24.577	21.621
3	10:46:13.529	1:07.383	+1.236	21.359	23.581	22.443
4	10:47:20.826	1:07.297	+1.150	22.409	23.309	21.579
5	10:48:26.973	1:06.147		21.296	23.331	21.520
6	10:49:34.842	1:07.869	+1.722	21.118	24.276	22.475



Rotax Euro Challenge 2014 Zuera/Spain

Rotax Juniors

Zuera 1,699 Km

RACE 6 Qualifying Heat 3 A-C

-NEW-

19.07.2014 13:20

Race (6 Laps) started at 13:22:54


Pos	No.	Name	Nat.	Chassis	Race Team	Laps	Total Tm	Diff	Best Tm	In Lap	km/h	Points
1	49	Dave Wooder	GBR	Alonso	Dan Holland Racing	6	6:36.288		1:05.785	6	92,976	0
2	106	Ayrton Simmons	GBR	Tonykart	Coles Racing	6	6:39.209	2.921	1:06.141	6	92,475	2
3	60	Mauricio Van der Laan	ESP	Intrepid	Intrepid Driver Program	6	6:39.262	2.974	1:05.728	6	93,056	3
4	5	Max Timmermans	BEL	Tonykart	Strawberry Racing	6	6:39.651	3.363	1:05.919	5	92,787	4
5	86	Marcus Armstrong	NZL	Alonso	Dan Holland Racing	6	6:39.850	3.562	1:05.597	6	93,242	5
6	8	Thomas Preining	AUT	FA Kart	Team TKP	6	6:41.120	4.832	1:05.902	5	92,811	6
7	51	Luke Wooder	GBR	Alonso	Dan Holland Racing	6	6:41.455	5.167	1:05.946	5	92,749	7
8	62	Richard Veschoor	NLD	FA Kart	Team TKP	6	6:42.077	5.789	1:05.830	5	92,912	8
9	94	Max Hofer	AUT	Birel	KMS Birel Motorsport	6	6:42.347	6.059	1:06.148	5	92,465	9
10	33	Jack McCarthy	GBR	Tonykart	Strawberry Racing	6	6:43.393	7.105	1:05.793	6	92,964	10
11	12	Rinus van Kalmthout	NLD	CRG	PSL/VF Racing	6	6:43.618	7.330	1:05.882	6	92,839	11
12	108	Cao Zhuo	CHN	FA Kart	Team TKP	6	6:44.901	8.613	1:06.040	4	92,617	12
13	57	Scott Symons	GBR	Kosmic	KR Sport	6	6:45.127	8.839	1:06.408	5	92,103	13
14	87	Nicolas Schoell	AUT	Alonso	Dan Holland Racing	6	6:47.029	10.741	1:06.114	6	92,513	14
15	47	Antoine Perceval	FRA	Tonykart	SG Drivers	6	6:48.286	11.998	1:06.372	6	92,153	15
16	22	Jakub Bezel	CZE	MS Kart	MS Kart Racing Team	6	6:48.622	12.334	1:06.964	4	91,339	16
17	90	Adrien Renaudin	FRA	Sodikart	KPR	6	6:49.356	13.068	1:06.109	5	92,520	17
18	117	Nateal Cantin	CAN	Birel	KMS Birel Motorsport	6	6:52.082	15.794	1:06.510	6	91,962	18
19	35	Ido Cohen	ISR	Tonykart	Protrain Racing	6	7:00.278	23.990	1:06.383	5	92,138	19
20	110	Keanon Santoso	IDN	Gillard	PDB Racing Team	6	7:00.560	24.272	1:07.174	5	91,053	20
21	114	Barrichello Noor	IDN	FA Kart	Team TKP/Riser Shadaff M/Spor		0.425	6 Laps		0	-	21

Announcements

These results are provisional until the conclusion of any judicial and technical matters!
 No. 90 warning board / time penalty 5 sec

Margin of Victory	Ø km/h	Best Lap Tm	km/h	Best Lap by
2.921	92,605	1:05.597	93,242	86 - Marcus Armstrong

Official Timing www.rgmmc.com Orbits

Timekeeping M. Wagner:  Clerk of the course Thomas Lainer: www.mylaps.com
 Steward Horst Seidel: Chief Scrutineer Paul Klaassen: Licensed to: Motorsport Events
 Printed: 19.07.2014 13:41:07 posted at: h



Rotax Euro Challenge 2014 Zuera/Spain

Rotax Juniors

Zuera 1,699 Km

RACE 6 Qualifying Heat 3 A-C

19.07.2014 13:20

Race (6 Laps) started at 13:22:54

Lap	Time of Day	Lap Tm	Diff	S1 Tm	S2 Tm	S3 Tm	Lap	Time of Day	Lap Tm	Diff	S1 Tm	S2 Tm	S3 Tm
(49) Dave Wooder													
1	13:24:00.907	1:06.477	+0.692	21.731	23.205	21.541	1	13:24:02.770	1:08.094	+1.946	23.076	23.494	21.524
2	13:25:07.178	1:06.271	+0.486	21.409	23.412	21.450	2	13:25:09.064	1:06.294	+0.146	21.443	23.376	21.475
3	13:26:13.120	1:05.942	+0.157	21.213	23.297	21.432	3	13:26:15.872	1:06.808	+0.660	21.604	23.507	21.697
4	13:27:19.032	1:05.912	+0.127	21.257	23.243	21.412	4	13:27:24.072	1:08.200	+2.052	21.843	24.803	21.554
5	13:28:24.933	1:05.901	+0.116	21.324	23.184	21.393	5	13:28:30.220	1:06.148		21.285	23.368	21.495
6	13:29:30.718	1:05.785		21.159	23.199	21.427	6	13:29:36.777	1:06.557	+0.409	21.753	23.326	21.478
(106) Ayrton Simmons													
1	13:24:01.399	1:06.908	+0.767	21.921	23.412	21.575	1	13:24:06.030	1:10.831	+5.038	24.616	24.422	21.793
2	13:25:08.053	1:06.654	+0.513	21.539	23.500	21.615	2	13:25:12.770	1:06.740	+0.947	21.356	23.372	22.012
3	13:26:14.591	1:06.538	+0.397	21.472	23.434	21.632	3	13:26:19.893	1:07.123	+1.330	21.832	23.804	21.487
4	13:27:21.137	1:06.546	+0.405	21.371	23.602	21.573	4	13:27:25.837	1:05.944	+0.151	21.133	23.356	21.455
5	13:28:27.498	1:06.361	+0.220	21.394	23.396	21.571	5	13:28:32.030	1:06.193	+0.400	21.267	23.406	21.520
6	13:29:33.639	1:06.141		21.345	23.304	21.492	6	13:29:37.823	1:05.793		21.273	23.164	21.356
(60) Mauricio Van der Laan													
1	13:24:04.142	1:09.426	+3.698	23.806	24.125	21.495	1	13:24:05.133	1:10.604	+4.722	24.562	23.990	22.052
2	13:25:09.951	1:05.809	+0.081	21.153	23.253	21.403	2	13:25:12.421	1:07.288	+1.406	21.306	23.752	22.230
3	13:26:15.773	1:05.822	+0.094	21.134	23.219	21.469	3	13:26:19.380	1:06.959	+1.077	21.963	23.360	21.636
4	13:27:22.044	1:06.271	+0.543	21.585	23.322	21.364	4	13:27:25.624	1:06.244	+0.362	21.436	23.228	21.580
5	13:28:27.964	1:05.920	+0.192	21.181	23.311	21.428	5	13:28:32.166	1:06.542	+0.660	21.749	23.210	21.583
6	13:29:33.692	1:05.728		21.163	23.225	21.340	6	13:29:38.048	1:05.882		21.363	23.174	21.345
(5) Max Timmermans													
1	13:24:02.690	1:08.136	+2.217	23.064	23.442	21.630	1	13:24:04.576	1:09.647	+3.538	24.055	23.986	21.606
2	13:25:08.978	1:06.288	+0.369	21.279	23.418	21.591	2	13:25:12.200	1:07.624	+1.515	21.601	23.927	22.096
3	13:26:15.237	1:06.259	+0.340	21.200	23.492	21.567	3	13:26:20.402	1:08.202	+2.093	22.542	24.064	21.596
4	13:27:21.988	1:06.751	+0.832	21.696	23.544	21.511	4	13:27:26.522	1:06.120	+0.011	21.233	23.409	21.478
5	13:28:27.907	1:05.919		21.062	23.342	21.515	5	13:28:32.631	1:06.109		21.331	23.283	21.495
6	13:29:34.081	1:06.174	+0.255	21.409	23.297	21.468	6	13:29:38.786	1:06.155	+0.046	21.289	23.268	21.598
(86) Marcus Armstrong													
1	13:24:03.420	1:08.956	+3.359	23.827	23.586	21.543	1	13:24:06.218	1:11.195	+5.155	24.964	24.593	21.638
2	13:25:09.326	1:05.906	+0.309	21.220	23.301	21.385	2	13:25:13.467	1:07.249	+1.209	21.625	23.347	22.277
3	13:26:15.477	1:06.151	+0.504	21.259	23.389	21.503	3	13:26:20.701	1:07.234	+1.194	21.486	24.228	21.520
4	13:27:22.749	1:07.272	+1.675	22.275	23.488	21.509	4	13:27:26.741	1:06.040		21.230	23.380	21.430
5	13:28:28.683	1:05.934	+0.337	21.222	23.254	21.458	5	13:28:33.095	1:06.354	+0.314	21.498	23.342	21.514
6	13:29:34.280	1:05.597		21.171	23.116	21.310	6	13:29:39.331	1:06.236	+0.196	21.347	23.446	21.443
(8) Thomas Preining													
1	13:24:02.507	1:07.893	+1.991	22.855	23.427	21.611	1	13:24:05.326	1:10.386	+3.978	24.491	23.904	21.991
2	13:25:08.818	1:06.311	+0.409	21.350	23.343	21.618	2	13:25:12.477	1:07.151	+0.743	21.601	23.624	21.926
3	13:26:15.296	1:06.478	+0.576	21.302	23.624	21.552	3	13:26:19.849	1:07.372	+0.964	22.157	23.520	21.695
4	13:27:23.631	1:08.335	+2.433	22.934	23.849	21.552	4	13:27:26.456	1:06.607	+0.199	21.571	23.438	21.598
5	13:28:29.533	1:05.902		21.272	23.189	21.441	5	13:28:32.864	1:06.408		21.606	23.332	21.470
6	13:29:35.550	1:06.017	+0.115	21.331	23.190	21.496	6	13:29:39.557	1:06.693	+0.285	21.677	23.630	21.386
(51) Luke Wooder													
1	13:24:04.084	1:09.346	+3.400	23.751	23.992	21.603	1	13:24:07.314	1:12.514	+6.400	27.449	23.526	21.539
2	13:25:10.374	1:06.290	+0.344	21.329	23.447	21.514	2	13:25:14.018	1:06.704	+0.590	21.478	23.744	21.482
3	13:26:16.619	1:06.245	+0.299	21.232	23.451	21.562	3	13:26:21.459	1:07.441	+1.327	21.235	24.510	21.696
4	13:27:23.923	1:07.304	+1.358	21.511	24.148	21.645	4	13:27:28.453	1:06.994	+0.880	21.992	23.461	21.541
5	13:28:29.869	1:05.946		21.234	23.238	21.474	5	13:28:35.345	1:06.892	+0.778	22.086	23.322	21.484
6	13:29:35.885	1:06.016	+0.070	21.256	23.344	21.416	6	13:29:41.459	1:06.114		21.415	23.186	21.513
(62) Richard Veschoor													
1	13:24:05.068	1:10.476	+4.646	24.182	24.246	22.048	1	13:24:04.671	1:10.021	+3.649	23.552	24.681	21.788
2	13:25:12.240	1:07.172	+1.342	21.590	23.631	21.951	2	13:25:13.252	1:08.581	+2.209	21.392	24.480	22.709
3	13:26:18.549	1:06.309	+0.479	21.393	23.378	21.538	3	13:26:21.303	1:08.051	+1.679	21.577	24.834	21.640
4	13:27:24.707	1:06.158	+0.328	21.282	23.273	21.603	4	13:27:28.233	1:06.930	+0.558	21.823	23.472	21.635
5	13:28:30.537	1:05.830		21.231	23.174	21.425	5	13:28:36.344	1:08.111	+1.739	23.127	23.549	21.435
6	13:29:36.507	1:05.970	+0.140	21.324	23.224	21.422	6	13:29:42.716	1:06.372		21.212	23.612	21.548
(94) Max Hofer													
1	13:24:06.353	1:11.096	+4.132	24.609	24.618	21.869	1	13:24:06.353	1:11.096	+4.132	24.609	24.618	21.869
2	13:25:14.283	1:07.930	+0.966	22.081	24.182	21.667	2	13:25:14.283	1:07.930	+0.966	22.081	24.182	21.667

Timekeeping M. Wagner:



Clerk of the course Thomas Lainer:

Steward Horst Seidel:

Chief Scrutineer Paul Klaassen:

www.mylaps.com

Licensed to: Motorsport Events



Rotax Euro Challenge 2014 Zuera/Spain

Rotax Juniors

Zuera 1,699 Km

RACE 6 Qualifying Heat 3 A-C

19.07.2014 13:20

Race (6 Laps) started at 13:22:54

Lap	Time of Day	Lap Tm	Diff	S1 Tm	S2 Tm	S3 Tm	Lap	Time of Day	Lap Tm	Diff	S1 Tm	S2 Tm	S3 Tm
3	13:26:21.851	1:07.568	+0.604	21.466	24.104	21.998							
4	13:27:28.815	1:06.964		21.555	23.785	21.624							
5	13:28:35.874	1:07.059	+0.095	22.023	23.465	21.571							
6	13:29:43.052	1:07.178	+0.214	21.547	23.900	21.731							

(117) Nateal Cantin

1	13:24:06.556	1:11.752	+5.242	26.145	23.809	21.798
2	13:25:19.576	1:13.020	+6.510	27.401	23.901	21.718
3	13:26:26.465	1:06.889	+0.379	21.643	23.538	21.708
4	13:27:33.297	1:06.832	+0.322	21.552	23.615	21.665
5	13:28:40.002	1:06.705	+0.195	21.551	23.511	21.643
6	13:29:46.512	1:06.510		21.462	23.378	21.670

(35) Ido Cohen

1	13:24:05.764	1:10.888	+4.505	24.866	24.324	21.698
2	13:25:12.569	1:06.805	+0.422	21.350	23.549	21.906
3	13:26:21.969	1:09.400	+3.017	22.182	25.657	21.561
4	13:27:41.018	1:19.049	+12.666	33.380	23.979	21.690
5	13:28:47.401	1:06.383		21.465	23.446	21.472
6	13:29:54.708	1:07.307	+0.924	21.552	24.128	21.627

(110) Keanon Santoso

1	13:24:06.011	1:10.974	+3.800	24.489	24.643	21.842
2	13:25:13.803	1:07.792	+0.618	21.914	24.130	21.748
3	13:26:21.814	1:08.011	+0.837	21.688	24.215	22.108
4	13:27:40.119	1:18.305	+11.131	32.561	23.869	21.875
5	13:28:47.293	1:07.174		21.844	23.579	21.751
6	13:29:54.990	1:07.697	+0.523	22.003	23.928	21.766



Rotax Euro Challenge 2014 Zuera/Spain

Rotax Juniors

Zuera 1,699 Km

RACE 7 Qualifying Heat 4 B-D

-NEW-

19.07.2014 13:40

Race (6 Laps) started at 13:50:23

Pos	No.	Name	Nat.	Chassis	Race Team	Laps	Total Tm	Diff	Best Tm	In Lap	km/h	Points
1	53	Marta Garcia	ESP	Zanardi	MGL Racing Xtreme	6	6:38.026		1:05.883	6	92,837	0
2	95	Dean MacDonald	GBR	Tonykart	Strawberry Racing	6	6:39.527	1.501	1:05.904	2	92,808	2
3	88	Mick Wishofer	AUT	Birel	KMS Birel Motorsport	6	6:40.617	2.591	1:06.249	2	92,324	3
4	9	Darren Keane	IRL	Tonykart	Strawberry Racing	6	6:41.057	3.031	1:06.208	6	92,382	4
5	77	Lluc Ibanez	ESP	Kosmic	Binakart	6	6:42.386	4.360	1:06.002	5	92,670	5
6	36	Alex Quinn	GBR	Tonykart	Coles Racing	6	6:42.903	4.877	1:06.169	3	92,436	6
7	81	Jack Martin	GBR	Tonykart	Strawberry Racing	6	6:45.232	7.206	1:06.357	6	92,174	7
8	26	Finlay Hutchison	GBR	Alonso	Dan Holland Racing	6	6:46.544	8.518	1:06.147	6	92,467	8
9	21	Andrew Wong	GBR	Tonykart	Protrain Racing	6	6:47.011	8.985	1:06.185	6	92,414	9
10	50	Leonard Hoogenboom	NLD	Alonso	Dan Holland Racing	6	6:47.495	9.469	1:06.228	6	92,354	10
11	46	Perdana Minang	IDN	tonykart	Aim Motorsport/RedWhite Racin	6	6:48.624	10.598	1:06.332	2	92,209	11
12	31	Daniel Louko	FIN	Tonykart	MPT Racing	6	6:48.871	10.845	1:05.990	4	92,687	12
13	64	Luc Willemse	NLD	FA Kart	Team TKP	6	6:49.354	11.328	1:06.533	3	91,930	13
14	103	Gianfranco Mazzaferro	CAN	Alonso	Dan Holland Racing	6	6:49.511	11.485	1:06.831	4	91,520	14
15	112	Adam Haikal	MYS	FA Kart	Team TKP	6	6:49.772	11.746	1:07.048	4	91,224	15
16	104	Javier Gonzalez	MEX	Kosmic	Paul Carr Racing	6	6:50.481	12.455	1:06.494	5	91,984	16
17	58	Dzianis Slavinski	BLR	Tonykart	M-Racing	6	6:51.024	12.998	1:05.776	6	92,988	17
18	116	Ivan Chubarov	RUS	Art GP	Art GP Official Team	6	7:02.762	24.736	1:08.492	5	89,301	18
19	24	Dennis Mavlanov	RUS	Kosmic	Zeta Corse	1	1:10.891	5 Laps	1:09.824	1	87,597	19
20	32	Jordan Brown-Nutley	GBR	Tonykart	Coles Racing		0.443	6 Laps		0	-	20
21	115	Presley Martono	IDN	Kosmic	DNR/Bouvin Power		0.890	6 Laps		0	-	21

Announcements

These results are provisional until the conclusion of any judicial and technical matters!

No. 104 + 58 warning board / time penalty 5 sec

Margin of Victory	Ø km/h	Best Lap Tm	km/h	Best Lap by
1.501	92,201	1:05.776	92,988	58 - Dzianis Slavinski

Official Timing www.rgmmc.com

Orbits

Timekeeping M. Wagner:

Clerk of the course Thomas Lainer:

www.mylaps.com

Steward Horst Seidel:

Chief Scrutineer Paul Klaassen:

Licensed to: Motorsport Events

Printed: 19.07.2014 14:03:55

posted at:

h



Rotax Euro Challenge 2014 Zuera/Spain

Rotax Juniors

Zuera 1,699 Km

RACE 7 Qualifying Heat 4 B-D

19.07.2014 13:40

Race (6 Laps) started at 13:50:23

Lap	Time of Day	Lap Tm	Diff	S1 Tm	S2 Tm	S3 Tm	Lap	Time of Day	Lap Tm	Diff	S1 Tm	S2 Tm	S3 Tm
(53) Marta Garcia							1	13:51:31.310	1:07.583	+1.700	22.551	23.413	21.619
2	13:52:37.709	1:06.399	+0.516	21.551	23.394	21.454	2	13:52:42.925	1:07.828	+1.681	21.898	24.128	21.802
3	13:53:43.837	1:06.128	+0.245	21.384	23.296	21.448	3	13:53:49.772	1:06.847	+0.700	22.025	23.342	21.480
4	13:54:49.937	1:06.100	+0.217	21.418	23.256	21.426	4	13:54:56.771	1:06.999	+0.852	21.807	23.759	21.433
5	13:55:55.870	1:05.933	+0.050	21.328	23.248	21.357	5	13:56:04.124	1:07.353	+1.206	21.456	24.296	21.601
6	13:57:01.753	1:05.883		21.268	23.253	21.362	6	13:57:10.271	1:06.147		21.342	23.346	21.459
(95) Dean MacDonald							(21) Andrew Wong						
1	13:51:32.627	1:08.702	+2.798	23.256	23.863	21.583	1	13:51:33.244	1:09.148	+2.963	23.376	24.100	21.672
2	13:52:38.531	1:05.904		21.254	23.216	21.434	2	13:52:41.761	1:08.517	+2.332	21.638	24.882	21.997
3	13:53:44.552	1:06.021	+0.117	21.341	23.259	21.421	3	13:53:49.082	1:07.321	+1.136	22.117	23.633	21.571
4	13:54:51.280	1:06.728	+0.824	21.921	23.354	21.453	4	13:54:56.616	1:07.534	+1.349	22.370	23.681	21.483
5	13:55:57.271	1:05.991	+0.087	21.345	23.214	21.432	5	13:56:04.553	1:07.937	+1.752	21.490	24.328	22.119
6	13:57:03.254	1:05.983	+0.079	21.266	23.242	21.475	6	13:57:10.738	1:06.185		21.330	23.326	21.529
(88) Mick Wishofer							(50) Leonard Hoogenboom						
1	13:51:32.570	1:08.692	+2.443	23.228	23.829	21.635	1	13:51:36.410	1:11.860	+5.632	26.171	24.189	21.500
2	13:52:38.819	1:06.249		21.380	23.344	21.525	2	13:52:43.121	1:06.711	+0.483	21.255	23.766	21.690
3	13:53:45.078	1:06.259	+0.010	21.350	23.354	21.555	3	13:53:50.711	1:07.590	+1.362	22.000	23.914	21.676
4	13:54:51.579	1:06.501	+0.252	21.563	23.396	21.542	4	13:54:57.672	1:06.961	+0.733	21.943	23.537	21.481
5	13:55:57.933	1:06.354	+0.105	21.507	23.313	21.534	5	13:56:04.994	1:07.322	+1.094	21.380	23.790	22.152
6	13:57:04.344	1:06.411	+0.162	21.431	23.350	21.630	6	13:57:11.222	1:06.228		21.358	23.351	21.519
(9) Darren Keane							(46) Perdana Minang						
1	13:51:31.538	1:07.741	+1.533	22.635	23.434	21.672	1	13:51:37.845	1:13.460	+7.128	27.829	23.957	21.674
2	13:52:37.952	1:06.414	+0.206	21.463	23.401	21.550	2	13:52:44.177	1:06.332		21.359	23.431	21.542
3	13:53:44.307	1:06.355	+0.147	21.390	23.374	21.591	3	13:53:50.904	1:06.727	+0.395	21.605	23.462	21.660
4	13:54:52.306	1:07.999	+1.791	22.702	23.726	21.571	4	13:54:57.532	1:06.628	+0.296	21.657	23.461	21.510
5	13:55:58.576	1:06.270	+0.062	21.317	23.386	21.567	5	13:56:04.888	1:07.356	+1.024	21.397	23.822	22.137
6	13:57:04.784	1:06.208		21.322	23.277	21.609	6	13:57:12.351	1:07.463	+1.131	21.791	23.823	21.849
(77) Lluc Ibanez							(31) Daniel Louko						
1	13:51:33.722	1:09.698	+3.696	23.221	24.488	21.989	1	13:51:40.112	1:15.819	+9.829	30.394	23.713	21.712
2	13:52:41.247	1:07.525	+1.523	21.493	24.305	21.727	2	13:52:46.475	1:06.363	+0.373	21.432	23.333	21.598
3	13:53:47.411	1:06.164	+0.162	21.308	23.336	21.520	3	13:53:52.813	1:06.338	+0.348	21.343	23.345	21.650
4	13:54:53.600	1:06.189	+0.187	21.254	23.469	21.466	4	13:54:58.803	1:05.990		21.337	23.217	21.436
5	13:55:59.602	1:06.002		21.223	23.252	21.527	5	13:56:05.545	1:06.742	+0.752	21.125	23.234	22.383
6	13:57:06.113	1:06.511	+0.509	21.767	23.350	21.394	6	13:57:12.598	1:07.053	+1.063	21.477	23.505	22.071
(36) Alex Quinn							(64) Luc Willemsse						
1	13:51:33.044	1:09.039	+2.870	23.293	24.021	21.725	1	13:51:36.020	1:11.444	+4.911	26.100	23.831	21.513
2	13:52:41.186	1:08.142	+1.973	22.095	24.310	21.737	2	13:52:42.981	1:06.961	+0.428	21.463	23.733	21.765
3	13:53:47.355	1:06.169		21.261	23.310	21.598	3	13:53:49.514	1:06.533		21.656	23.366	21.511
4	13:54:53.541	1:06.186	+0.017	21.197	23.424	21.565	4	13:54:56.504	1:06.990	+0.457	21.849	23.642	21.499
5	13:55:59.723	1:06.182	+0.013	21.158	23.281	21.743	5	13:56:05.608	1:09.104	+2.571	22.047	24.091	22.966
6	13:57:06.630	1:06.907	+0.738	21.857	23.401	21.649	6	13:57:13.081	1:07.473	+0.940	22.208	23.697	21.568
(81) Jack Martin							(103) Gianfranco Mazzaferro						
1	13:51:35.197	1:10.724	+4.367	25.604	23.568	21.552	1	13:51:35.473	1:10.994	+4.163	25.927	23.523	21.544
2	13:52:42.132	1:06.935	+0.578	21.597	23.558	21.780	2	13:52:43.087	1:07.614	+0.783	21.806	24.051	21.757
3	13:53:49.306	1:07.174	+0.817	21.421	24.288	21.465	3	13:53:51.148	1:08.061	+1.230	22.207	23.862	21.992
4	13:54:55.817	1:06.511	+0.154	21.540	23.456	21.515	4	13:54:57.979	1:06.831		21.641	23.587	21.603
5	13:56:02.602	1:06.785	+0.428	21.706	23.611	21.468	5	13:56:05.639	1:07.660	+0.829	21.424	23.571	22.665
6	13:57:08.959	1:06.357		21.442	23.329	21.586	6	13:57:13.238	1:07.599	+0.768	22.133	23.927	21.539
(58) Dzianis Stavinski							(112) Adam Haikal						
1	13:51:33.620	1:09.544	+3.768	24.494	23.379	21.671	1	13:51:35.004	1:10.753	+3.705	25.505	23.625	21.623
2	13:52:43.057	1:09.437	+3.661	21.468	24.361	23.608	2	13:52:42.790	1:07.786	+0.738	22.143	23.849	21.794
3	13:53:50.764	1:07.707	+1.931	22.135	23.754	21.818	3	13:53:50.085	1:07.295	+0.247	22.232	23.569	21.494
4	13:54:57.241	1:06.477	+0.701	21.426	23.594	21.457	4	13:54:57.133	1:07.048		21.542	23.951	21.555
5	13:56:03.975	1:06.734	+0.958	21.537	23.566	21.631	5	13:56:05.692	1:08.559	+1.511	23.145	23.753	21.661
6	13:57:09.751	1:05.776		21.211	23.144	21.421	6	13:57:13.499	1:07.807	+0.759	22.442	23.709	21.656
(26) Finlay Hutchison							(104) Javier Gonzalez						
1	13:51:33.305	1:09.082	+2.588	23.681	23.904	21.497	1	13:51:33.305	1:09.082	+2.588	23.681	23.904	21.497
2	13:52:41.908	1:08.603	+2.109	21.663	24.872	22.068	2	13:52:41.908	1:08.603	+2.109	21.663	24.872	22.068

Timekeeping M. Wagner:



Clerk of the course Thomas Lainer:

www.mylaps.com

Steward Horst Seidel:

Chief Scrutineer Paul Klaassen:

Licensed to: Motorsport Events



Rotax Euro Challenge 2014 Zuera/Spain

Rotax Juniors

Zuera 1,699 Km

RACE 7 Qualifying Heat 4 B-D

19.07.2014 13:40

Race (6 Laps) started at 13:50:23

Lap	Time of Day	Lap Tm	Diff	S1 Tm	S2 Tm	S3 Tm	Lap	Time of Day	Lap Tm	Diff	S1 Tm	S2 Tm	S3 Tm
3	13:53:49.139	1:07.231	+0.737	21.777	23.971	21.483							
4	13:54:56.027	1:06.888	+0.394	21.616	23.728	21.544							
5	13:56:02.521	1:06.494		21.395	23.560	21.539							
6	13:57:09.208	1:06.687	+0.193	21.734	23.405	21.548							

(116) Ivan Chubarov

1	13:51:42.770	1:18.047	+9.555	31.296	24.409	22.342
2	13:52:51.475	1:08.705	+0.213	22.250	24.210	22.245
3	13:54:00.231	1:08.756	+0.264	22.316	24.170	22.270
4	13:55:09.162	1:08.931	+0.439	22.414	24.244	22.273
5	13:56:17.654	1:08.492		22.220	24.146	22.126
6	13:57:26.489	1:08.835	+0.343	22.183	24.274	22.378

(24) Dennis Mavlanov

1	13:51:34.618	1:09.324		24.766	23.551	21.507
---	--------------	----------	--	--------	--------	--------



Rotax Euro Challenge 2014 Zuera/Spain

Rotax Juniors

Zuera 1,699 Km

RACE 11 Qualifying Heat 5 A-D

-NEW 3-

19.07.2014 15:40

Race (6 Laps) started at 15:43:03

Pos	No.	Name	Nat.	Chassis	Race Team	Laps	Total Tm	Diff	Best Tm	In Lap	km/h	Points
1	49	Dave Wooder	GBR	Alonso	Dan Holland Racing	6	6:36.369		1:05.686	5	93,116	0
2	95	Dean MacDonald	GBR	Tonykart	Strawberry Racing	6	6:37.384	1.015	1:05.624	6	93,204	2
3	58	Dzianis Slavinski	BLR	Tonykart	M-Racing	6	6:37.837	1.468	1:05.463	6	93,433	3
4	8	Thomas Preining	AUT	FA Kart	Team TKP	6	6:39.106	2.737	1:05.713	6	93,077	4
5	104	Javier Gonzalez	MEX	Kosmic	Paul Carr Racing	6	6:40.288	3.919	1:05.963	6	92,725	5
6	94	Max Hofer	AUT	Birel	KMS Birel Motorsport	6	6:42.083	5.714	1:06.159	5	92,450	6
7	106	Ayrton Simmons	GBR	Tonykart	Coles Racing	6	6:42.132	5.763	1:06.422	2	92,084	7
8	33	Jack McCarthy	GBR	Tonykart	Strawberry Racing	6	6:44.120	7.751	1:05.415	5	93,501	8
9	31	Daniel Louko	FIN	Tonykart	MPT Racing	6	6:44.385	8.016	1:05.766	3	93,002	9
10	64	Luc Willemse	NLD	FA Kart	Team TKP	6	6:44.792	8.423	1:06.402	5	92,112	10
11	5	Max Timmermans	BEL	Tonykart	Strawberry Racing	6	6:44.851	8.482	1:06.479	2	92,005	11
12	36	Alex Quinn	GBR	Tonykart	Coles Racing	6	6:45.151	8.782	1:06.007	3	92,663	12
13	87	Nicolas Schoell	AUT	Alonso	Dan Holland Racing	6	6:45.358	8.989	1:05.615	5	93,216	13
14	81	Jack Martin	GBR	Tonykart	Strawberry Racing	6	6:45.491	9.122	1:05.569	5	93,282	14
15	90	Adrien Renaudin	FRA	Sodikart	KPR	6	6:45.549	9.180	1:05.887	5	92,832	15
16	26	Finlay Hutchison	GBR	Alonso	Dan Holland Racing	6	6:47.575	11.206	1:06.092	5	92,544	16
17	114	Barrichello Noor	IDN	FA Kart	Team TKP/Riser Shadaff M/Spor	6	6:50.871	14.502	1:06.151	5	92,461	17
18	51	Luke Wooder	GBR	Alonso	Dan Holland Racing	3	3:49.442	3 Laps	1:07.245	2	90,957	18
19	24	Dennis Mavlanov	RUS	Kosmic	Zeta Corse		0.831	6 Laps		0	-	19

Not classified

DQ	115	Presley Martono	IDN	Kosmic	DNR/Bouvin Power	6	6:45.193	DQ	1:05.578	5	93,269	24
DQ	110	Keanon Santoso	IDN	Gillard	PDB Racing Team	6	6:52.056	DQ	1:06.636	5	91,788	24

Announcements

These results are provisional until the conclusion of any judicial and technical matters!

No. 51 warning board / time penalty 5 sec

No. 110 excluded from heat A-D / unfair driving

No. 115 excluded from heat A-D / technical non conformity

Margin of Victory	Ø km/h	Best Lap Tm	km/h	Best Lap by
1.015	92,586	1:05.415	93,501	33 - Jack McCarthy

Official Timing www.rgmmc.com

Orbits

Timekeeping M. Wagner:

Clerk of the course Thomas Lainer:

www.mylaps.com

Steward Horst Seidel:

Chief Scrutineer Paul Klaassen:

Licensed to: Motorsport Events

Printed: 19.07.2014 18:59:33

posted at:

h



Rotax Euro Challenge 2014 Zuera/Spain

Rotax Juniors

Zuera 1,699 Km

RACE 11 Qualifying Heat 5 A-D

19.07.2014 15:40

Race (6 Laps) started at 15:43:03

Lap	Time of Day	Lap Tm	Diff	S1 Tm	S2 Tm	S3 Tm	Lap	Time of Day	Lap Tm	Diff	S1 Tm	S2 Tm	S3 Tm
(49) Dave Wooder							1	15:44:09.770	1:06.618	+0.932	21.679	23.367	21.572
2	15:45:16.251	1:06.481	+0.795	21.536	23.438	21.507	2	15:45:22.146	1:06.080	+0.314	21.122	23.477	21.481
3	15:46:22.329	1:06.078	+0.392	21.261	23.420	21.397	3	15:46:27.912	1:05.766		21.090	23.231	21.445
4	15:47:28.100	1:05.771	+0.085	21.177	23.257	21.337	4	15:47:34.615	1:06.703	+0.937	21.322	23.892	21.489
5	15:48:33.786	1:05.686		21.130	23.234	21.322	5	15:48:40.731	1:06.116	+0.350	21.353	23.251	21.512
6	15:49:39.521	1:05.735	+0.049	21.161	23.178	21.396	6	15:49:47.537	1:06.806	+1.040	21.054	24.206	21.546
(95) Dean MacDonald							(64) Luc Willemse						
1	15:44:10.861	1:07.546	+1.922	22.753	23.385	21.408	1	15:44:14.728	1:11.016	+4.614	26.025	23.452	21.539
2	15:45:16.913	1:06.052	+0.428	21.355	23.340	21.357	2	15:45:21.183	1:06.455	+0.053	21.502	23.374	21.579
3	15:46:23.264	1:06.351	+0.727	21.370	23.472	21.509	3	15:46:27.721	1:06.538	+0.136	21.704	23.361	21.473
4	15:47:29.158	1:05.894	+0.270	21.222	23.253	21.419	4	15:47:34.507	1:06.786	+0.384	21.614	23.594	21.578
5	15:48:34.912	1:05.754	+0.130	21.108	23.238	21.408	5	15:48:40.909	1:06.402		21.547	23.330	21.525
6	15:49:40.536	1:05.624		21.115	23.160	21.349	6	15:49:47.944	1:07.035	+0.633	21.336	24.025	21.674
(58) Dzianis Slavinski							(5) Max Timmermans						
1	15:44:12.166	1:08.724	+3.261	23.775	23.414	21.535	1	15:44:10.804	1:07.518	+1.039	22.541	23.496	21.481
2	15:45:18.332	1:06.166	+0.703	21.385	23.300	21.481	2	15:45:17.283	1:06.479		21.503	23.448	21.528
3	15:46:24.265	1:05.933	+0.470	21.127	23.407	21.399	3	15:46:24.519	1:07.236	+0.757	21.489	24.189	21.558
4	15:47:29.967	1:05.702	+0.239	21.097	23.192	21.413	4	15:47:31.184	1:06.665	+0.186	21.624	23.410	21.631
5	15:48:35.526	1:05.559	+0.096	21.038	23.127	21.394	5	15:48:38.012	1:06.828	+0.349	21.804	23.396	21.628
6	15:49:40.989	1:05.463		20.993	23.113	21.357	6	15:49:48.003	1:09.991	+3.512	22.840	25.551	21.600
(8) Thomas Preining							(36) Alex Quinn						
1	15:44:11.178	1:07.827	+2.114	22.875	23.453	21.499	1	15:44:12.015	1:08.635	+2.628	23.665	23.428	21.542
2	15:45:17.394	1:06.216	+0.503	21.353	23.425	21.438	2	15:45:18.940	1:06.925	+0.918	21.757	23.657	21.511
3	15:46:23.711	1:06.317	+0.604	21.284	23.592	21.441	3	15:46:24.947	1:06.007		21.091	23.477	21.439
4	15:47:30.654	1:06.943	+1.230	22.168	23.375	21.400	4	15:47:31.322	1:06.375	+0.368	21.383	23.543	21.449
5	15:48:36.545	1:05.891	+0.178	21.218	23.216	21.457	5	15:48:38.370	1:07.048	+1.041	21.510	23.455	22.083
6	15:49:42.258	1:05.713		21.168	23.122	21.423	6	15:49:48.303	1:09.933	+3.926	22.106	26.011	21.816
(104) Javier Gonzalez							(115) Presley Martono						
1	15:44:12.339	1:08.830	+2.867	23.952	23.422	21.456	1	15:44:14.475	1:10.607	+5.029	25.525	23.567	21.515
2	15:45:18.567	1:06.228	+0.265	21.356	23.442	21.430	2	15:45:20.406	1:05.931	+0.353	21.257	23.308	21.366
3	15:46:24.661	1:06.094	+0.131	21.205	23.503	21.386	3	15:46:27.051	1:06.645	+1.067	21.457	23.720	21.468
4	15:47:31.189	1:06.528	+0.565	21.593	23.484	21.451	4	15:47:32.850	1:05.799	+0.221	21.234	23.158	21.407
5	15:48:37.477	1:06.288	+0.325	21.523	23.362	21.403	5	15:48:38.428	1:05.578		21.015	23.162	21.401
6	15:49:43.440	1:05.963		21.207	23.329	21.427	6	15:49:48.345	1:09.917	+4.339	22.212	25.986	21.719
(94) Max Hofer							(87) Nicolas Schoell						
1	15:44:11.328	1:07.915	+1.756	22.939	23.521	21.455	1	15:44:12.571	1:09.019	+3.404	24.035	23.461	21.523
2	15:45:17.630	1:06.302	+0.143	21.397	23.477	21.428	2	15:45:19.513	1:06.942	+1.327	21.505	23.853	21.584
3	15:46:24.215	1:06.585	+0.426	21.423	23.710	21.452	3	15:46:27.151	1:07.638	+2.023	22.209	23.762	21.667
4	15:47:31.979	1:07.764	+1.605	22.634	23.670	21.460	4	15:47:33.841	1:06.690	+1.075	21.846	23.383	21.461
5	15:48:38.138	1:06.159		21.152	23.474	21.533	5	15:48:39.456	1:05.615		20.984	23.229	21.402
6	15:49:45.235	1:07.097	+0.938	21.876	23.601	21.620	6	15:49:48.510	1:09.054	+3.439	21.582	25.766	21.706
(106) Ayrton Simmons							(81) Jack Martin						
1	15:44:10.262	1:07.043	+0.621	22.044	23.455	21.544	1	15:44:14.056	1:10.411	+4.842	25.542	23.430	21.439
2	15:45:16.684	1:06.422		21.413	23.497	21.512	2	15:45:20.181	1:06.125	+0.556	21.317	23.453	21.355
3	15:46:24.002	1:07.318	+0.896	21.673	24.202	21.443	3	15:46:27.216	1:07.035	+1.466	21.612	23.997	21.426
4	15:47:31.465	1:07.463	+1.041	22.517	23.571	21.375	4	15:47:33.458	1:06.242	+0.673	21.607	23.282	21.353
5	15:48:38.276	1:06.811	+0.389	21.524	23.791	21.496	5	15:48:39.027	1:05.569		20.969	23.221	21.379
6	15:49:45.284	1:07.008	+0.586	21.814	23.690	21.504	6	15:49:48.643	1:09.616	+4.047	22.141	25.663	21.812
(33) Jack McCarthy							(90) Adrien Renaudin						
1	15:44:15.905	1:11.932	+6.517	26.768	23.625	21.539	1	15:44:16.810	1:13.097	+7.210	27.889	23.717	21.491
2	15:45:21.647	1:05.742	+0.327	21.036	23.264	21.442	2	15:45:23.498	1:06.688	+0.801	21.304	23.399	21.985
3	15:46:27.388	1:05.741	+0.326	21.088	23.261	21.392	3	15:46:29.802	1:06.304	+0.417	21.484	23.349	21.471
4	15:47:33.186	1:05.798	+0.383	21.120	23.227	21.451	4	15:47:35.756	1:05.954	+0.067	21.308	23.210	21.436
5	15:48:38.601	1:05.415		20.935	23.178	21.302	5	15:48:41.643	1:05.887		21.232	23.250	21.405
6	15:49:47.272	1:08.671	+3.256	22.324	24.839	21.508	6	15:49:48.701	1:07.058	+1.171	21.218	24.172	21.668
(31) Daniel Louko							(26) Finlay Hutchison						
1	15:44:18.945	1:15.145	+9.053	29.633	23.940	21.572	1	15:44:18.945	1:15.145	+9.053	29.633	23.940	21.572
2	15:45:25.522	1:06.577	+0.485	21.424	23.576	21.577	2	15:45:25.522	1:06.577	+0.485	21.424	23.576	21.577

Timekeeping M. Wagner:



Clerk of the course Thomas Lainer:

www.mylaps.com

Steward Horst Seidel:

Chief Scrutineer Paul Klaassen:

Licensed to: Motorsport Events



Rotax Euro Challenge 2014 Zuera/Spain

Rotax Juniors

Zuera 1,699 Km

RACE 11 Qualifying Heat 5 A-D

19.07.2014 15:40

Race (6 Laps) started at 15:43:03

Lap	Time of Day	Lap Tm	Diff	S1 Tm	S2 Tm	S3 Tm	Lap	Time of Day	Lap Tm	Diff	S1 Tm	S2 Tm	S3 Tm
3	15:46:32.057	1:06.535	+0.443	21.491	23.488	21.556							
4	15:47:38.305	1:06.248	+0.156	21.282	23.480	21.486							
5	15:48:44.397	1:06.092		21.211	23.344	21.537							
6	15:49:50.727	1:06.330	+0.238	21.162	23.544	21.624							

(114) Barrichello Noor

1	15:44:13.234	1:09.589	+3.438	24.551	23.515	21.523
2	15:45:19.703	1:06.469	+0.318	21.238	23.577	21.654
3	15:46:35.273	1:15.570	+9.419	29.883	24.215	21.472
4	15:47:41.686	1:06.413	+0.262	21.319	23.551	21.543
5	15:48:47.837	1:06.151		21.264	23.408	21.479
6	15:49:54.023	1:06.186	+0.035	21.251	23.377	21.558

(110) Keanon Santoso

1	15:44:20.580	1:16.801	+10.165	30.870	24.189	21.742
2	15:45:27.892	1:07.312	+0.676	21.880	23.789	21.643
3	15:46:34.757	1:06.865	+0.229	21.545	23.667	21.653
4	15:47:41.849	1:07.092	+0.456	21.633	23.930	21.529
5	15:48:48.485	1:06.636		21.499	23.471	21.666
6	15:49:55.208	1:06.723	+0.087	21.299	23.682	21.742

(51) Luke Wooder

1	15:44:12.639	1:09.148	+1.903	24.250	23.556	21.342
2	15:45:19.884	1:07.245		21.306	24.232	21.707
3	15:46:47.594	1:27.710	+20.465	25.324	24.772	37.614



Rotax Euro Challenge 2014 Zuera/Spain

Rotax Juniors

Zuera 1,699 Km

RACE 12 Qualifying Heat 6 B-C

-NEW-

19.07.2014 16:00

Race (6 Laps) started at 16:03:05

Pos	No.	Name	Nat.	Chassis	Race Team	Laps	Total Tm	Diff	Best Tm	In Lap	km/h	Points
1	53	Marta Garcia	ESP	Zanardi	MGL Racing Xtreme	6	6:37.305		1:05.751	5	93,024	0
2	9	Darren Keane	IRL	Tonykart	Strawberry Racing	6	6:37.616	0.311	1:05.620	5	93,209	2
3	88	Mick Wishofer	AUT	Birel	KMS Birel Motorsport	6	6:40.671	3.366	1:05.861	5	92,868	3
4	12	Rinus van Kalmthout	NLD	CRG	PSL/VF Racing	6	6:40.749	3.444	1:06.061	5	92,587	4
5	62	Richard Veschoor	NLD	FA Kart	Team TKP	6	6:41.245	3.940	1:05.484	5	93,403	5
6	86	Marcus Armstrong	NZL	Alonso	Dan Holland Racing	6	6:41.298	3.993	1:05.964	5	92,723	6
7	50	Leonard Hoogenboom	NLD	Alonso	Dan Holland Racing	6	6:43.925	6.620	1:05.847	5	92,888	7
8	35	Ido Cohen	ISR	Tonykart	Protrain Racing	6	6:44.190	6.885	1:06.462	4	92,029	8
9	57	Scott Symons	GBR	Kosmic	KR Sport	6	6:44.483	7.178	1:06.178	6	92,423	9
10	32	Jordan Brown-Nutley	GBR	Tonykart	Coles Racing	6	6:47.829	10.524	1:06.400	3	92,114	10
11	77	Lluc Ibanez	ESP	Kosmic	Binakart	6	6:48.235	10.930	1:05.788	3	92,971	11
12	22	Jakub Bezel	CZE	MS Kart	MS Kart Racing Team	6	6:48.764	11.459	1:06.537	5	91,925	12
13	46	Perdana Minang	IDN	tonykart	Aim Motorsport/RedWhite Racin	6	6:48.910	11.605	1:06.512	5	91,959	13
14	116	Ivan Chubarov	RUS	Art GP	Art GP Official Team	6	6:49.095	11.790	1:06.832	5	91,519	14
15	112	Adam Haikal	MYS	FA Kart	Team TKP	6	6:49.131	11.826	1:06.393	4	92,124	15
16	103	Gianfranco Mazzaferro	CAN	Alonso	Dan Holland Racing	6	6:49.249	11.944	1:05.902	3	92,811	16
17	117	Nateal Cantin	CAN	Birel	KMS Birel Motorsport	6	6:50.967	13.662	1:06.338	3	92,201	17
18	108	Cao Zhuo	CHN	FA Kart	Team TKP	6	6:51.288	13.983	1:06.103	3	92,528	18
19	47	Antoine Perceval	FRA	Tonykart	SG Drivers	6	6:55.895	18.590	1:06.095	3	92,540	19
20	21	Andrew Wong	GBR	Tonykart	Protrain Racing	6	6:58.928	21.623	1:06.075	4	92,568	20
21	60	Mauricio Van der Laan	ESP	Intrepid	Intrepid Driver Program		0.680	6 Laps		0	-	21

Announcements

These results are provisional until the conclusion of any judicial and technical matters!

No. 47 warning board / time penalty 5 sec

No. 21 time penalty 10 sec. / unfair driving

Margin of Victory	Ø km/h	Best Lap Tm	km/h	Best Lap by
0.311	92,368	1:05.484	93,403	62 - Richard Veschoor

Official Timing www.rgmmc.com

Orbits

Timekeeping M. Wagner:

Clerk of the course Thomas Lainer:

www.mylaps.com

Steward Horst Seidel:

Chief Scrutineer Paul Klaassen:

Licensed to: Motorsport Events

Printed: 19.07.2014 18:48:44

posted at:

h



Rotax Euro Challenge 2014 Zuera/Spain

Rotax Juniors

Zuera 1,699 Km

RACE 12 Qualifying Heat 6 B-C

19.07.2014 16:00

Race (6 Laps) started at 16:03:05

Lap	Time of Day	Lap Tm	Diff	S1 Tm	S2 Tm	S3 Tm	Lap	Time of Day	Lap Tm	Diff	S1 Tm	S2 Tm	S3 Tm
(53) Marta Garcia													
1	16:04:12.711	1:07.545	+1.794	22.509	23.472	21.564	1	16:04:17.201	1:11.114	+4.936	24.833	24.511	21.770
2	16:05:18.997	1:06.286	+0.535	21.418	23.390	21.478	2	16:05:24.019	1:06.818	+0.640	21.644	23.570	21.604
3	16:06:25.037	1:06.040	+0.289	21.347	23.241	21.452	3	16:06:30.463	1:06.444	+0.266	21.416	23.404	21.624
4	16:07:30.820	1:05.783	+0.032	21.265	23.162	21.356	4	16:07:36.944	1:06.481	+0.303	21.489	23.394	21.598
5	16:08:36.571	1:05.751		21.260	23.152	21.339	5	16:08:43.471	1:06.527	+0.349	21.653	23.374	21.500
6	16:09:42.471	1:05.900	+0.149	21.265	23.267	21.368	6	16:09:49.649	1:06.178		21.395	23.328	21.455
(9) Darren Keane													
1	16:04:12.810	1:07.575	+1.955	22.594	23.437	21.544	1	16:04:18.866	1:13.198	+6.798	25.934	24.513	22.751
2	16:05:19.152	1:06.342	+0.722	21.403	23.412	21.527	2	16:05:25.829	1:06.963	+0.563	22.022	23.351	21.590
3	16:06:25.240	1:06.088	+0.468	21.265	23.399	21.424	3	16:06:32.229	1:06.400		21.261	23.664	21.475
4	16:07:31.230	1:05.990	+0.370	21.166	23.399	21.425	4	16:07:38.917	1:06.688	+0.288	21.425	23.680	21.583
5	16:08:36.850	1:05.620		21.127	23.122	21.371	5	16:08:45.387	1:06.470	+0.070	21.249	23.570	21.651
6	16:09:42.782	1:05.932	+0.312	21.101	23.409	21.422	6	16:09:52.995	1:07.608	+1.208	21.974	23.956	21.678
(88) Mick Wishofer													
1	16:04:13.912	1:08.464	+2.603	23.345	23.602	21.517	1	16:04:22.818	1:17.286	+11.498	31.964	23.729	21.593
2	16:05:20.280	1:06.368	+0.507	21.571	23.370	21.427	2	16:05:28.886	1:06.068	+0.280	21.314	23.411	21.343
3	16:06:26.373	1:06.093	+0.232	21.404	23.272	21.417	3	16:06:34.674	1:05.788		21.365	23.091	21.332
4	16:07:32.417	1:06.044	+0.183	21.342	23.301	21.401	4	16:07:41.111	1:06.437	+0.649	21.540	23.436	21.461
5	16:08:38.278	1:05.861		21.262	23.245	21.354	5	16:08:46.922	1:05.811	+0.023	21.158	23.169	21.484
6	16:09:45.837	1:07.559	+1.698	21.998	23.903	21.658	6	16:09:53.401	1:06.479	+0.691	21.330	23.764	21.385
(12) Rinus van Kalmthout													
1	16:04:13.262	1:07.853	+1.792	22.851	23.408	21.594	1	16:04:17.049	1:10.697	+4.160	24.725	24.204	21.768
2	16:05:19.808	1:06.546	+0.485	21.532	23.371	21.643	2	16:05:24.346	1:07.297	+0.760	21.985	23.750	21.562
3	16:06:26.125	1:06.317	+0.256	21.389	23.340	21.588	3	16:06:31.800	1:07.454	+0.917	22.396	23.441	21.617
4	16:07:32.197	1:06.072	+0.011	21.338	23.227	21.507	4	16:07:39.305	1:07.505	+0.968	22.240	23.538	21.727
5	16:08:38.258	1:06.061		21.306	23.226	21.529	5	16:08:45.842	1:06.537		21.491	23.423	21.623
6	16:09:45.915	1:07.657	+1.596	21.944	24.049	21.664	6	16:09:53.930	1:08.088	+1.551	22.035	24.245	21.808
(62) Richard Veschoor													
1	16:04:15.162	1:09.689	+4.205	24.484	23.600	21.605	1	16:04:17.601	1:11.583	+5.071	24.697	25.108	21.778
2	16:05:21.437	1:06.275	+0.791	21.415	23.331	21.529	2	16:05:24.499	1:06.898	+0.386	21.552	23.780	21.566
3	16:06:27.383	1:05.946	+0.462	21.197	23.278	21.471	3	16:06:32.052	1:07.553	+1.041	22.437	23.569	21.547
4	16:07:33.078	1:05.695	+0.211	21.181	23.123	21.391	4	16:07:39.059	1:07.007	+0.495	21.528	23.847	21.632
5	16:08:38.562	1:05.484		21.086	23.114	21.284	5	16:08:45.571	1:06.512		21.539	23.468	21.505
6	16:09:46.411	1:07.849	+2.365	21.933	23.855	22.061	6	16:09:54.076	1:08.505	+1.993	21.922	24.793	21.790
(86) Marcus Armstrong													
1	16:04:15.811	1:10.482	+4.518	24.564	24.145	21.773	1	16:04:18.793	1:13.192	+7.117	25.720	24.692	22.780
2	16:05:22.024	1:06.213	+0.249	21.356	23.395	21.462	2	16:05:25.890	1:07.097	+1.022	22.324	23.314	21.459
3	16:06:28.049	1:06.025	+0.061	21.201	23.333	21.491	3	16:06:33.569	1:07.679	+1.604	21.394	24.640	21.645
4	16:07:34.066	1:06.017	+0.053	21.286	23.288	21.443	4	16:07:39.644	1:06.075		21.357	23.277	21.441
5	16:08:40.030	1:05.964		21.178	23.272	21.514	5	16:08:45.894	1:06.250	+0.175	21.527	23.303	21.420
6	16:09:46.464	1:06.434	+0.470	21.211	23.287	21.936	6	16:09:54.094	1:08.200	+2.125	22.188	24.117	21.895
(50) Leonard Hoogenboom													
1	16:04:18.432	1:12.219	+6.372	25.150	24.888	22.181	1	16:04:17.564	1:11.103	+4.271	24.760	24.512	21.831
2	16:05:24.650	1:06.218	+0.371	21.430	23.333	21.455	2	16:05:24.978	1:07.414	+0.582	21.702	23.834	21.878
3	16:06:31.080	1:06.430	+0.583	21.536	23.364	21.530	3	16:06:33.514	1:08.536	+1.704	22.258	24.615	21.663
4	16:07:37.046	1:05.966	+0.119	21.284	23.217	21.465	4	16:07:40.390	1:06.876	+0.044	21.670	23.517	21.689
5	16:08:42.893	1:05.847		21.242	23.194	21.411	5	16:08:47.222	1:06.832		21.476	23.475	21.881
6	16:09:49.091	1:06.198	+0.351	21.407	23.218	21.573	6	16:09:54.261	1:07.039	+0.207	21.397	23.888	21.754
(35) Ido Cohen													
1	16:04:16.158	1:10.136	+3.674	24.231	23.667	22.238	1	16:04:18.310	1:12.381	+5.988	24.774	25.259	22.348
2	16:05:22.953	1:06.795	+0.333	21.704	23.503	21.588	2	16:05:25.221	1:06.911	+0.518	21.860	23.393	21.658
3	16:06:29.452	1:06.499	+0.037	21.418	23.451	21.630	3	16:06:33.123	1:07.902	+1.509	21.739	24.642	21.521
4	16:07:35.914	1:06.462		21.422	23.457	21.583	4	16:07:39.516	1:06.393		21.562	23.362	21.469
5	16:08:42.626	1:06.712	+0.250	21.749	23.420	21.543	5	16:08:46.346	1:06.830	+0.437	21.933	23.445	21.452
6	16:09:49.356	1:06.730	+0.268	21.905	23.355	21.470	6	16:09:54.297	1:07.951	+1.558	21.761	24.564	21.626
(57) Scott Symons													
1	16:04:22.086	1:15.944	+10.042	30.144	24.126	21.674	1	16:04:22.086	1:15.944	+10.042	30.144	24.126	21.674
2	16:05:28.152	1:06.066	+0.164	21.411	23.286	21.369	2	16:05:28.152	1:06.066	+0.164	21.411	23.286	21.369
(32) Jordan Brown-Nutley													
1	16:04:18.866	1:13.198	+6.798	25.934	24.513	22.751	1	16:04:18.866	1:13.198	+6.798	25.934	24.513	22.751
2	16:05:25.829	1:06.963	+0.563	22.022	23.351	21.590	2	16:05:25.829	1:06.963	+0.563	22.022	23.351	21.590
3	16:06:32.229	1:06.400		21.261	23.664	21.475	3	16:06:32.229	1:06.400		21.261	23.664	21.475
4	16:07:38.917	1:06.688	+0.288	21.425	23.680	21.583	4	16:07:38.917	1:06.688	+0.288	21.425	23.680	21.583
5	16:08:45.387	1:06.470	+0.070	21.249	23.570	21.651	5	16:08:45.387	1:06.470	+0.070	21.249	23.570	21.651
6	16:09:52.995	1:07.608	+1.208	21.974	23.956	21.678	6	16:09:52.995	1:07.608	+1.208	21.974	23.956	21.678
(77) Luc Ibanez													
1	16:04:22.818	1:17.286	+11.498	31.964	23.729	21.593	1	16:04:22.818	1:17.286	+11.498	31.964	23.729	21.593
2	16:05:28.886	1:06.068	+0.280	21.314	23.411	21.343	2	16:05:28.886	1:06.068	+0.280	21.314	23.411	21.343
3	16:06:34.674	1:05.788		21.365	23.091	21.332	3	16:06:34.674	1:05.788		21.365	23.091	21.332
4	16:07:41.111	1:06.437	+0.649	21.540	23.436	21.461	4	16:07:41.111	1:06.437	+0.649	21.540	23.436	21.461
5	16:08:46.922	1:05.811											



Rotax Euro Challenge 2014 Zuera/Spain

Rotax Juniors

Zuera 1,699 Km

RACE 12 Qualifying Heat 6 B-C

19.07.2014 16:00

Race (6 Laps) started at 16:03:05

Lap	Time of Day	Lap Tm	Diff	S1 Tm	S2 Tm	S3 Tm	Lap	Time of Day	Lap Tm	Diff	S1 Tm	S2 Tm	S3 Tm
3	16:06:34.054	1:05.902		21.227	23.258	21.417							
4	16:07:41.262	1:07.208	+1.306	21.338	24.363	21.507							
5	16:08:47.985	1:06.723	+0.821	21.790	23.516	21.417							
6	16:09:54.415	1:06.430	+0.528	21.349	23.526	21.555							

(47) Antoine Perceval

1	16:04:22.748	1:17.202	+11.107	31.730	23.785	21.687
2	16:05:29.210	1:06.462	+0.367	21.211	23.759	21.492
3	16:06:35.305	1:06.095		21.233	23.350	21.512
4	16:07:41.805	1:06.500	+0.405	21.281	23.584	21.635
5	16:08:48.326	1:06.521	+0.426	21.608	23.452	21.461
6	16:09:56.061	1:07.735	+1.640	22.097	24.087	21.551

(117) Nateal Cantin

1	16:04:21.292	1:15.367	+9.029	29.786	23.901	21.680
2	16:05:28.070	1:06.778	+0.440	21.748	23.403	21.627
3	16:06:34.408	1:06.338		21.439	23.417	21.482
4	16:07:41.511	1:07.103	+0.765	21.984	23.629	21.490
5	16:08:48.534	1:07.023	+0.685	22.113	23.409	21.501
6	16:09:56.133	1:07.599	+1.261	21.865	24.316	21.418

(108) Cao Zhuo

1	16:04:22.328	1:16.184	+10.081	30.451	24.096	21.637
2	16:05:28.494	1:06.166	+0.063	21.429	23.283	21.454
3	16:06:34.597	1:06.103		21.385	23.300	21.418
4	16:07:41.411	1:06.814	+0.711	21.696	23.579	21.539
5	16:08:47.902	1:06.491	+0.388	21.564	23.460	21.467
6	16:09:56.454	1:08.552	+2.449	23.278	23.772	21.502



Rotax Euro Challenge

Juniors **Zuera / Spain**

Ranking after Heats

Pos.	No.	Firstname	Lastname	Nat.	Chassis	Race Team	QP	Points	Diff.	A-B	C-D	A-C	B-D	A-D	B-C
1	49	Dave	Wooder	GBR	Alonso	Dan Holland Racing	1	0		0	--	0	--	0	--
2	95	Dean	MacDonald	GBR	Tonykart	Strawberry Racing	4	7	-7	--	3	--	2	2	--
3	86	Marcus	Armstrong	NZL	Alonso	Dan Holland Racing	3	11	-11	--	0	5	--	--	6
4	9	Darren	Keane	IRL	Tonykart	Strawberry Racing	6	12	-12	6	--	--	4	--	2
5	53	Marta	Garcia	ESP	Zanardi	MGL Racing Xtreme	2	17	-17	17	--	--	0	--	0
6	12	Rinus	van Kalmthout	NLD	CRG	PSL/VF Racing	7	17	-17	--	2	11	--	--	4
7	94	Max	Hofer	AUT	Birel	KMS Birel Motorsport	17	18	-18	3	--	9	--	6	--
8	77	Lluc	Ibanez	ESP	Kosmic	Binakart	14	20	-20	4	--	--	5	--	11
9	62	Richard	Veschoor	NLD	FA Kart	Team TKP	11	21	-21	--	8	8	--	--	5
10	33	Jack	McCarthy	GBR	Tonykart	Strawberry Racing	41	23	-23	5	--	10	--	8	--
11	88	Mick	Wishofer	AUT	Birel	KMS Birel Motorsport	10	24	-24	18	--	--	3	--	3
12	58	Dzianis	Slavinski	BLR	Tonykart	M-Racing	12	24	-24	--	4	--	17	3	--
13	5	Max	Timmermans	BEL	Tonykart	Strawberry Racing	9	25	-25	10	--	4	--	11	--
14	104	Javier	Gonzalez	MEX	Kosmic	Paul Carr Racing	16	27	-27	--	6	--	16	5	--
15	51	Luke	Wooder	GBR	Alonso	Dan Holland Racing	21	27	-27	2	--	7	--	18	--
16	106	Ayrton	Simmons	GBR	Tonykart	Coles Racing	5	29	-29	20	--	2	--	7	--
17	8	Thomas	Preining	AUT	FA Kart	Team TKP	13	31	-31	21	--	6	--	4	--
18	60	Mauricio	Van der Laan	ESP	Intrepid	Intrepid Driver Program	19	31	-31	--	7	3	--	--	21
19	31	Daniel	Louko	FIN	Tonykart	MPT Racing	20	31	-31	--	10	--	12	9	--
20	26	Finlay	Hutchison	GBR	Alonso	Dan Holland Racing	32	33	-33	--	9	--	8	16	--
21	36	Alex	Quinn	GBR	Tonykart	Coles Racing	8	34	-34	--	16	--	6	12	--
22	81	Jack	Martin	GBR	Tonykart	Strawberry Racing	24	34	-34	--	13	--	7	14	--
23	87	Nicolas	Schoell	AUT	Alonso	Dan Holland Racing	25	34	-34	7	--	14	--	13	--
24	57	Scott	Symons	GBR	Kosmic	KR Sport	31	34	-34	--	12	13	--	--	9
25	46	Perdana	Minang	IDN	tonykart	Aim Motorsport/RedWhit	30	35	-35	11	--	--	11	--	13
26	64	Luc	Willemse	NLD	FA Kart	Team TKP	28	37	-37	--	14	--	13	10	--
27	90	Adrien	Renaudin	FRA	Sodikart	KPR	33	41	-41	9	--	17	--	15	--
28	108	Cao	Zhuo	CHN	FA Kart	Team TKP	35	41	-41	--	11	12	--	--	18
Position 1 -28 qualified for Prefinal															
29	50	Leonard	Hoogenboom	NLD	Alonso	Dan Holland Racing	38	41	-41	24	--	--	10	--	7
30	35	Ido	Cohen	ISR	Tonykart	Protrain Racing	27	42	-42	--	15	19	--	--	8
31	21	Andrew	Wong	GBR	Tonykart	Protrain Racing	18	43	-43	14	--	--	9	--	20
32	112	Adam	Haikal	MYS	FA Kart	Team TKP	26	43	-43	13	--	--	15	--	15
33	32	Jordan	Brown-Nutley	GBR	Tonykart	Coles Racing	22	45	-45	15	--	--	20	--	10
34	22	Jakub	Bezel	CZE	MS Kart	MS Kart Racing Team	39	45	-45	--	17	16	--	--	12
35	116	Ivan	Chubarov	RUS	Art GP	Art GP Official Team	42	48	-48	16	--	--	18	--	14
36	103	Gianfranco	Mazzaferro	CAN	Alonso	Dan Holland Racing	34	49	-49	19	--	--	14	--	16
37	114	Barrichello	Noor	IDN	FA Kart	Team TKP/Riser Shadaf	29	50	-50	12	--	21	--	17	--
38	115	Presley	Martono	IDN	Tonykart	DNR/Bouvin Power	36	50	-50	--	5	--	21	24	--
39	47	Antoine	Perceval	FRA	Tonykart	SG Drivers	15	52	-52	--	18	15	--	--	19
40	110	Keanon	Santoso	IDN	Gillard	PDB Racing Team	37	52	-52	8	--	20	--	24	--
41	117	Nateal	Cantin	CAN	Birel	KMS Birel Motorsport	23	55	-55	--	20	18	--	--	17
42	24	Dennis	Mavlanov	RUS	Kosmic	Zeta Corse	40	57	-57	--	19	--	19	19	--

Announcements:

 These results are provisional until the conclusion of any judicial and technical matters

Clerk of the course Thomas Lainer: Stewards (Chairman) Horst Seidel:
 Timekeeping M. Wagner: Scrutineer Paul Klaassen:
 Printed: 19.07.2014 19:13 Posted at: h



Rotax Euro Challenge

Juniors

Zuera / Spain

Ranking after Heats

Pos. No.	Firstname	Lastname	Nat.	Chassis	Race Team	QP	Points	Diff.	A-B	C-D	B-C	A-D	A-C	B-D
----------	-----------	----------	------	---------	-----------	----	--------	-------	-----	-----	-----	-----	-----	-----

Position 29-62 qualified for Second Chance Heat

Announcements:

----- These results are provisional until the conclusion of any judicial and technical matters -----

Clerk of the course Thomas Lainer:

Stewards (Chairman) Horst Seidel:

Timekeeping M. Wagner:

Scrutineer Paul Klaassen:

Printed: 19.07.2014 19:13

Posted at: h



Rotax Euro Challenge 2014 Zuera/Spain

Rotax Juniors

Zuera 1,699 Km

Warm up qualified 29-62

20.07.2014 09:00

Practice (5:00 Time) started at 9:00:00

Pos	No.	Name	Nat.	Chassis	Race Team	Laps	Best Tm	Diff	Gap	In Lap	km/h
1	21	Andrew Wong	GBR	Tonykart	Protrain Racing	4	1:06.567			4	91,883
2	117	Nateal Cantin	CAN	Birel	KMS Birel Motorsport	4	1:06.646	0.079	0.079	4	91,774
3	103	Gianfranco Mazzaferro	CAN	Alonso	Dan Holland Racing	3	1:06.653	0.086	0.007	3	91,765
4	35	Ido Cohen	ISR	Tonykart	Protrain Racing	4	1:06.665	0.098	0.012	3	91,748
5	112	Adam Haikal	MYS	FA Kart	Team TKP	4	1:06.841	0.274	0.176	4	91,507
6	115	Presley Martono	IDN	Kosmic	DNR/Bouvin Power	4	1:06.891	0.324	0.050	4	91,438
7	24	Dennis Mavlanov	RUS	Kosmic	Zeta Corse	4	1:06.894	0.327	0.003	4	91,434
8	32	Jordan Brown-Nutley	GBR	Tonykart	Coles Racing	4	1:06.923	0.356	0.029	2	91,395
9	114	Barrichello Noor	IDN	FA Kart	Team TKP/Riser Shadaff M/	4	1:07.008	0.441	0.085	4	91,279
10	50	Leonard Hoogenboom	NLD	Alonso	Dan Holland Racing	4	1:07.020	0.453	0.012	3	91,262
11	22	Jakub Bezel	CZE	MS Kart	MS Kart Racing Team	4	1:07.167	0.600	0.147	3	91,063
12	47	Antoine Perceval	FRA	Tonykart	SG Drivers	4	1:07.229	0.662	0.062	4	90,979
13	116	Ivan Chubarov	RUS	Art GP	Art GP Official Team	4	1:07.619	1.052	0.390	3	90,454
14	110	Keanon Santoso	IDN	Gillard	PDB Racing Team	4	1:07.728	1.161	0.109	4	90,308



Rotax Euro Challenge 2014 Zuera/Spain

Rotax Juniors

Zuera 1,699 Km

Warm up qualified 29-62

20.07.2014 09:00

Practice (5:00 Time) started at 9:00:00

Lap	Time of Day	Lap Tm	Diff	S1 Tm	S2 Tm	S3 Tm
(21) Andrew Wong						
1	9:02:31.009	1:07.812	+1.245	21.467	24.389	21.956
2	9:03:38.117	1:07.108	+0.541	21.477	23.941	21.690
3	9:04:45.566	1:07.449	+0.882	21.940	23.783	21.726
4	9:05:52.133	1:06.567		21.323	23.608	21.636
(117) Nateal Cantin						
1	9:02:31.216	1:07.730	+1.084	21.739	24.087	21.904
2	9:03:38.826	1:07.610	+0.964	21.915	23.913	21.782
3	9:04:47.160	1:08.334	+1.688	22.045	24.209	22.080
4	9:05:53.806	1:06.646		21.340	23.585	21.721
(103) Gianfranco Mazzaferro						
1	9:02:34.168	1:07.682	+1.029	21.748	23.992	21.942
2	9:03:41.351	1:07.183	+0.530	21.547	23.913	21.723
3	9:04:48.004	1:06.653		21.419	23.650	21.584
(35) Ido Cohen						
1	9:02:30.377	1:08.757	+2.092	21.530	25.402	21.825
2	9:03:37.385	1:07.008	+0.343	21.475	23.827	21.706
3	9:04:44.050	1:06.665		21.158	23.788	21.719
4	9:05:50.908	1:06.858	+0.193	21.556	23.561	21.741
(112) Adam Haikal						
1	9:02:30.661	1:09.830	+2.989	21.820	26.117	21.893
2	9:03:38.085	1:07.424	+0.583	21.607	24.063	21.754
3	9:04:46.178	1:08.093	+1.252	22.456	23.962	21.675
4	9:05:53.019	1:06.841		21.442	23.635	21.764
(115) Presley Martono						
1	9:02:28.240	1:07.710	+0.819	21.722	23.948	22.040
2	9:03:35.630	1:07.390	+0.499	21.549	24.094	21.747
3	9:04:42.556	1:06.926	+0.035	21.431	23.673	21.822
4	9:05:49.447	1:06.891		21.532	23.632	21.727
(24) Dennis Mavlanov						
1	9:02:31.486	1:10.388	+3.494	21.945	26.051	22.392
2	9:03:38.654	1:07.168	+0.274	21.572	23.818	21.778
3	9:04:46.688	1:08.034	+1.140	22.066	24.161	21.807
4	9:05:53.582	1:06.894		21.479	23.649	21.766
(32) Jordan Brown-Nutley						
1	9:02:29.337	1:07.949	+1.026	21.574	24.435	21.940
2	9:03:36.260	1:06.923		21.436	23.768	21.719
3	9:04:43.236	1:06.976	+0.053	21.458	23.729	21.789
4	9:05:50.167	1:06.931	+0.008	21.494	23.695	21.742
(114) Barrichello Noor						
1	9:02:30.954	1:08.912	+1.904	21.675	25.258	21.979
2	9:03:39.210	1:08.256	+1.248	22.364	24.114	21.778
3	9:04:47.321	1:08.111	+1.103	21.764	24.506	21.841
4	9:05:54.329	1:07.008		21.614	23.680	21.714
(50) Leonard Hoogenboom						
1	9:02:26.059	1:07.388	+0.368	21.648	23.884	21.856
2	9:03:33.382	1:07.323	+0.303	21.629	23.838	21.856
3	9:04:40.402	1:07.020		21.534	23.681	21.805
4	9:05:48.298	1:07.896	+0.876	21.656	24.520	21.720
(22) Jakub Bezel						
1	9:02:29.150	1:08.379	+1.212	21.692	24.721	21.966
2	9:03:36.793	1:07.643	+0.476	21.781	23.959	21.903
3	9:04:43.960	1:07.167		21.502	23.861	21.804
4	9:05:51.344	1:07.384	+0.217	21.826	23.709	21.849

Lap	Time of Day	Lap Tm	Diff	S1 Tm	S2 Tm	S3 Tm
(47) Antoine Perceval						
1	9:02:26.333	1:08.292	+1.063	22.046	24.250	21.996
2	9:03:33.771	1:07.438	+0.209	21.612	24.002	21.824
3	9:04:41.028	1:07.257	+0.028	21.652	23.768	21.837
4	9:05:48.257	1:07.229		21.539	23.851	21.839
(116) Ivan Chubarov						
1	9:02:27.627	1:08.510	+0.891	22.045	24.213	22.252
2	9:03:36.346	1:08.719	+1.100	21.963	24.627	22.129
3	9:04:43.965	1:07.619		21.645	23.976	21.998
4	9:05:51.896	1:07.931	+0.312	22.072	23.838	22.021
(110) Keanon Santoso						
1	9:02:29.911	1:09.940	+2.212	22.187	25.146	22.607
2	9:03:37.976	1:08.065	+0.337	22.189	24.102	21.774
3	9:04:47.259	1:09.283	+1.555	22.493	24.267	22.523
4	9:05:54.987	1:07.728		21.954	24.025	21.749

Timekeeping M. Wagner:

Clerk of the course Thomas Lainer:

www.mylaps.com

Steward Horst Seidel:

Chief Scrutineer Paul Klaassen:

Licensed to: Motorsport Events



Rotax Euro Challenge 2014 Zuera/Spain

Rotax Juniors

Zuera 1,699 Km

Warm up qualified 1-28

20.07.2014 09:20

Practice (5:00 Time) started at 9:20:01

Pos	No.	Name	Nat.	Chassis	Race Team	Laps	Best Tm	Diff	Gap	In Lap	km/h
1	62	Richard Veschoor	NLD	FA Kart	Team TKP	3	1:05.785			3	92,976
2	86	Marcus Armstrong	NZL	Alonso	Dan Holland Racing	3	1:05.816	0.031	0.031	3	92,932
3	49	Dave Wooder	GBR	Alonso	Dan Holland Racing	3	1:05.870	0.085	0.054	2	92,856
4	77	Lluc Ibanez	ESP	Kosmic	Binakart	4	1:05.916	0.131	0.046	4	92,791
5	88	Mick Wishofer	AUT	Birel	KMS Birel Motorsport	3	1:05.928	0.143	0.012	3	92,774
6	95	Dean MacDonald	GBR	Tonykart	Strawberry Racing	3	1:05.940	0.155	0.012	2	92,757
7	9	Darren Keane	IRL	Tonykart	Strawberry Racing	3	1:05.947	0.162	0.007	2	92,747
8	31	Daniel Louko	FIN	Tonykart	MPT Racing	4	1:06.006	0.221	0.059	2	92,664
9	60	Mauricio Van der Laan	ESP	Intrepid	Intrepid Driver Program	4	1:06.051	0.266	0.045	3	92,601
10	8	Thomas Preining	AUT	FA Kart	Team TKP	3	1:06.056	0.271	0.005	2	92,594
11	106	Ayrton Simmons	GBR	Tonykart	Coles Racing	4	1:06.100	0.315	0.044	3	92,533
12	12	Rinus van Kalmthout	NLD	CRG	PSL/VF Racing	3	1:06.151	0.366	0.051	3	92,461
13	51	Luke Wooder	GBR	Alonso	Dan Holland Racing	3	1:06.172	0.387	0.021	3	92,432
14	33	Jack McCarthy	GBR	Tonykart	Strawberry Racing	3	1:06.183	0.398	0.011	3	92,416
15	5	Max Timmermans	BEL	Tonykart	Strawberry Racing	3	1:06.240	0.455	0.057	3	92,337
16	104	Javier Gonzalez	MEX	Kosmic	Paul Carr Racing	3	1:06.256	0.471	0.016	3	92,315
17	57	Scott Symons	GBR	Kosmic	KR Sport	3	1:06.261	0.476	0.005	2	92,308
18	36	Alex Quinn	GBR	Tonykart	Coles Racing	4	1:06.340	0.555	0.079	2	92,198
19	58	Dzianis Slavinski	BLR	Tonykart	M-Racing	4	1:06.398	0.613	0.058	4	92,117
20	94	Max Hofer	AUT	Birel	KMS Birel Motorsport	3	1:06.401	0.616	0.003	3	92,113
21	90	Adrien Renaudin	FRA	Sodikart	KPR	4	1:06.416	0.631	0.015	3	92,092
22	46	Perdana Minang	IDN	tonykart	Aim Motorsport/RedWhite F	3	1:06.417	0.632	0.001	1	92,091
23	108	Cao Zhuo	CHN	FA Kart	Team TKP	3	1:06.429	0.644	0.012	3	92,074
24	81	Jack Martin	GBR	Tonykart	Strawberry Racing	3	1:06.430	0.645	0.001	2	92,073
25	87	Nicolas Schoell	AUT	Alonso	Dan Holland Racing	3	1:06.431	0.646	0.001	3	92,071
26	53	Marta Garcia	ESP	Zanardi	MGL Racing Xtreme	4	1:06.616	0.831	0.185	4	91,816
27	64	Luc Willemse	NLD	FA Kart	Team TKP	3	1:06.663	0.878	0.047	2	91,751
28	26	Finlay Hutchison	GBR	Alonso	Dan Holland Racing	3	1:06.759	0.974	0.096	2	91,619



Rotax Euro Challenge 2014 Zuera/Spain

Rotax Juniors

Zuera 1,699 Km

Warm up qualified 1-28

20.07.2014 09:20

Practice (5:00 Time) started at 9:20:01

Lap	Time of Day	Lap Tm	Diff	S1 Tm	S2 Tm	S3 Tm	Lap	Time of Day	Lap Tm	Diff	S1 Tm	S2 Tm	S3 Tm
(62) Richard Veschoor							(33) Jack McCarthy						
1	9:22:58.142	1:06.753	+0.968	21.565	23.614	21.574	1	9:23:00.796	1:07.132	+0.960	21.684	23.734	21.714
2	9:24:04.426	1:06.284	+0.499	21.459	23.309	21.516	2	9:24:07.694	1:06.898	+0.726	21.625	23.785	21.488
3	9:25:10.211	1:05.785		20.950	23.333	21.502	3	9:25:13.866	1:06.172		21.171	23.534	21.467
(86) Marcus Armstrong							(5) Max Timmermans						
1	9:23:05.147	1:06.510	+0.694	21.390	23.496	21.624	1	9:22:57.160	1:06.781	+0.598	21.670	23.657	21.454
2	9:24:11.179	1:06.032	+0.216	21.176	23.365	21.491	2	9:24:03.370	1:06.210	+0.027	21.122	23.401	21.687
3	9:25:16.995	1:05.816		21.134	23.244	21.438	3	9:25:09.553	1:06.183		21.297	23.374	21.512
(49) Dave Wooder							(104) Javier Gonzalez						
1	9:23:07.917	1:06.440	+0.570	21.402	23.528	21.510	1	9:22:58.476	1:07.442	+1.186	22.281	23.650	21.511
2	9:24:13.787	1:05.870		21.134	23.360	21.376	2	9:24:05.059	1:06.583	+0.327	21.443	23.619	21.521
3	9:25:19.733	1:05.946	+0.076	21.164	23.377	21.405	3	9:25:11.315	1:06.256		21.348	23.397	21.511
(77) Lluc Ibanez							(57) Scott Symons						
1	9:22:28.095	1:06.578	+0.662	21.740	23.345	21.493	1	9:23:01.573	1:08.443	+2.182	22.139	24.626	21.678
2	9:23:34.192	1:06.097	+0.181	21.374	23.261	21.462	2	9:24:07.834	1:06.261		21.324	23.515	21.422
3	9:24:40.151	1:05.959	+0.043	21.259	23.217	21.483	3	9:25:14.133	1:06.299	+0.038	21.239	23.557	21.503
4	9:25:46.067	1:05.916		21.250	23.268	21.398	(36) Alex Quinn						
(88) Mick Wishofer							1	9:22:22.406	1:06.527	+0.187	21.339	23.690	21.498
1	9:22:58.198	1:06.741	+0.813	21.436	23.588	21.717	2	9:23:28.746	1:06.340		21.369	23.551	21.420
2	9:24:05.412	1:07.214	+1.286	21.884	23.847	21.483	3	9:24:35.251	1:06.505	+0.165	21.496	23.451	21.558
3	9:25:11.340	1:05.928		21.261	23.379	21.288	4	9:25:41.661	1:06.410	+0.070	21.268	23.504	21.638
(95) Dean MacDonald							(58) Dzianis Slavinski						
1	9:23:01.519	1:07.190	+1.250	21.287	24.437	21.466	1	9:22:22.754	1:06.886	+0.488	21.418	23.828	21.640
2	9:24:07.459	1:05.940		21.159	23.420	21.361	2	9:23:29.221	1:06.467	+0.069	21.376	23.534	21.557
3	9:25:13.669	1:06.210	+0.270	21.259	23.436	21.515	3	9:24:35.885	1:06.664	+0.266	21.295	23.568	21.801
(9) Darren Keane							4	9:25:42.283	1:06.398		21.236	23.517	21.645
1	9:23:02.104	1:07.831	+1.884	21.512	24.728	21.591	(94) Max Hofer						
2	9:24:08.051	1:05.947		21.098	23.452	21.397	1	9:22:56.991	1:06.751	+0.350	21.497	23.632	21.622
3	9:25:14.373	1:06.322	+0.375	21.206	23.777	21.339	2	9:24:03.443	1:06.452	+0.051	21.624	23.418	21.410
(31) Daniel Louko							3	9:25:09.844	1:06.401		21.396	23.444	21.561
1	9:22:23.490	1:06.593	+0.587	21.306	23.614	21.673	(90) Adrien Renaudin						
2	9:23:29.496	1:06.006		21.182	23.340	21.484	1	9:22:22.248	1:06.705	+0.289	21.464	23.766	21.475
3	9:24:35.881	1:06.385	+0.379	21.168	23.574	21.643	2	9:23:28.984	1:06.736	+0.320	21.624	23.600	21.512
4	9:25:42.496	1:06.615	+0.609	21.617	23.434	21.564	3	9:24:35.400	1:06.416		21.367	23.493	21.556
(60) Mauricio Van der Laan							4	9:25:41.873	1:06.473	+0.057	21.255	23.675	21.543
1	9:22:27.124	1:06.489	+0.438	21.364	23.482	21.643	(46) Perdana Minang						
2	9:23:33.372	1:06.248	+0.197	21.395	23.330	21.523	1	9:22:58.853	1:06.417		21.403	23.437	21.577
3	9:24:39.423	1:06.051		21.194	23.236	21.621	2	9:24:05.306	1:06.453	+0.036	21.261	23.598	21.594
4	9:25:45.615	1:06.192	+0.141	21.341	23.243	21.608	3	9:25:11.772	1:06.466	+0.049	21.465	23.574	21.427
(8) Thomas Preining							(108) Cao Zhuo						
1	9:22:57.207	1:06.778	+0.722	21.728	23.692	21.358	1	9:22:58.006	1:08.178	+1.749	22.543	23.762	21.873
2	9:24:03.263	1:06.056		21.274	23.296	21.486	2	9:24:05.559	1:07.553	+1.124	22.074	24.030	21.449
3	9:25:09.379	1:06.116	+0.060	21.155	23.383	21.578	3	9:25:11.988	1:06.429		21.408	23.532	21.489
(106) Ayrton Simmons							(81) Jack Martin						
1	9:22:22.011	1:06.718	+0.618	21.595	23.712	21.411	1	9:23:00.943	1:07.745	+1.315	22.185	24.096	21.464
2	9:23:28.527	1:06.516	+0.416	21.386	23.655	21.475	2	9:24:07.373	1:06.430		21.280	23.604	21.546
3	9:24:34.627	1:06.100		21.164	23.451	21.485	3	9:25:14.235	1:06.862	+0.432	21.789	23.635	21.438
4	9:25:40.981	1:06.354	+0.254	21.348	23.550	21.456	(87) Nicolas Schoell						
(12) Rinus van Kalmthout							1	9:23:03.121	1:10.076	+3.645	22.393	25.697	21.986
1	9:23:02.851	1:07.431	+1.280	21.598	24.231	21.602	2	9:24:09.675	1:06.554	+0.123	21.260	23.679	21.615
2	9:24:10.231	1:07.380	+1.229	21.448	24.358	21.574	3	9:25:16.106	1:06.431		21.267	23.478	21.686
3	9:25:16.382	1:06.151		21.390	23.292	21.469	(51) Luke Wooder						

Timekeeping M. Wagner:



Clerk of the course Thomas Lainer:

www.mylaps.com

Steward Horst Seidel:

Chief Scrutineer Paul Klaassen:

Licensed to: Motorsport Events



Rotax Euro Challenge 2014 Zuera/Spain

Rotax Juniors

Zuera 1,699 Km

Warm up qualified 1-28

20.07.2014 09:20

Practice (5:00 Time) started at 9:20:01

Lap	Time of Day	Lap Tm	Diff	S1 Tm	S2 Tm	S3 Tm	Lap	Time of Day	Lap Tm	Diff	S1 Tm	S2 Tm	S3 Tm
(53) Marta Garcia													
1	9:22:21.906	1:07.052	+0.436	21.763	23.644	21.645							
2	9:23:28.612	1:06.706	+0.090	21.726	23.543	21.437							
3	9:24:35.944	1:07.332	+0.716	21.825	24.047	21.460							
4	9:25:42.560	1:06.616		21.481	23.734	21.401							
(64) Luc Willemse													
1	9:22:56.175	1:07.096	+0.433	21.688	23.695	21.713							
2	9:24:02.838	1:06.663		21.480	23.480	21.703							
3	9:25:15.160	1:12.322	+5.659	24.857	25.765	21.700							
(26) Finlay Hutchison													
1	9:23:09.292	1:06.938	+0.179	21.484	23.696	21.758							
2	9:24:16.051	1:06.759		21.302	23.646	21.811							
3	9:25:22.935	1:06.884	+0.125	21.522	23.612	21.750							

Timekeeping M. Wagner:

Clerk of the course Thomas Lainer:

Steward Horst Seidel:

Chief Scrutineer Paul Klaassen:

www.mylaps.com

Licensed to: Motorsport Events



Rotax Euro Challenge 2014 Zuera/Spain

Rotax Juniors

Zuera 1,699 Km

Second Chance Heat

-NEW-

20.07.2014 10:10

Race (6 Laps) started at 10:23:31

Pos	No.	Name	Nat.	Chassis	Race Team	Laps	Total Tm	Diff	Best Tm	In Lap	km/h	Points
1	50	Leonard Hoogenboom	NLD	Alonso	Dan Holland Racing	6	6:40.456		1:06.132	5	92,488	0
2	115	Presley Martono	IDN	Kosmic	DNR/Bouvin Power	6	6:40.583	0.127	1:06.129	4	92,492	0
3	32	Jordan Brown-Nutley	GBR	Tonykart	Coles Racing	6	6:43.265	2.809	1:06.298	6	92,256	0
4	21	Andrew Wong	GBR	Tonykart	Protrain Racing	6	6:45.361	4.905	1:05.801	2	92,953	0
5	22	Jakub Bezel	CZE	MS Kart	MS Kart Racing Team	6	6:45.883	5.427	1:06.324	2	92,220	0
6	103	Gianfranco Mazzaferro	CAN	Alonso	Dan Holland Racing	6	6:47.119	6.663	1:06.253	2	92,319	0
7	117	Nateal Cantin	CAN	Birel	KMS Birel Motorsport	6	6:47.270	6.814	1:06.564	5	91,888	0
8	110	Keanon Santoso	IDN	Gillard	PDB Racing Team	6	6:47.537	7.081	1:06.707	2	91,691	0
9	116	Ivan Chubarov	RUS	Art GP	Art GP Official Team	6	6:48.056	7.600	1:06.992	4	91,300	0
10	35	Ido Cohen	ISR	Tonykart	Protrain Racing	6	6:57.212	16.756	1:06.015	6	92,652	0
11	112	Adam Haikal	MYS	FA Kart	Team TKP	6	7:04.838	24.382	1:06.974	3	91,325	0
12	114	Barrichello Noor	IDN	FA Kart	Team TKP/Riser Shadaff M/Spor	5	5:38.129	1 Lap	1:06.723	5	91,669	0
13	24	Dennis Mavlanov	RUS	Kosmic	Zeta Corse	3	3:30.516	3 Laps	1:07.713	3	90,328	0
14	47	Antoine Perceval	FRA	Tonykart	SG Drivers	1	1:20.318	5 Laps	1:19.875	1	76,575	0

Announcements

These results are provisional until the conclusion of any judicial and technical matters!

No. 112 time penalty 10 sec. / unfair driving

Margin of Victory	Ø km/h	Best Lap Tm	km/h	Best Lap by
0.127	91,642	1:05.801	92,953	21 - Andrew Wong

Official Timing www.rgmmc.com

Orbits

Timekeeping M. Wagner:

Clerk of the course Thomas Lainer:

www.mylaps.com

Steward Horst Seidel:

Chief Scrutineer Paul Klaassen:

Licensed to: Motorsport Events

Printed: 20.07.2014 11:08:17

posted at:

h



Rotax Euro Challenge 2014 Zuera/Spain

Rotax Juniors

Zuera 1,699 Km

Second Chance Heat

20.07.2014 10:10

Race (6 Laps) started at 10:23:31

Lap	Time of Day	Lap Tm	Diff	S1 Tm	S2 Tm	S3 Tm	Lap	Time of Day	Lap Tm	Diff	S1 Tm	S2 Tm	S3 Tm
(50) Leonard Hoogenboom							1	10:24:40.503	1:08.876	+2.744	23.434	23.633	21.809
2	10:25:47.181	1:06.678	+0.546	21.480	23.494	21.704	2	10:25:49.271	1:07.196	+0.204	21.723	23.772	21.701
3	10:26:53.464	1:06.283	+0.151	21.360	23.403	21.520	3	10:26:56.287	1:07.016	+0.024	21.689	23.556	21.771
4	10:27:59.638	1:06.174	+0.042	21.298	23.332	21.544	4	10:28:03.279	1:06.992		21.525	23.774	21.693
5	10:29:05.770	1:06.132		21.281	23.282	21.569	5	10:29:10.675	1:07.396	+0.404	22.039	23.482	21.875
6	10:30:12.083	1:06.313	+0.181	21.508	23.283	21.522	6	10:30:19.683	1:09.008	+2.016	21.870	24.876	22.262
(115) Presley Martono							(112) Adam Haikal						
1	10:24:41.282	1:09.316	+3.187	24.046	23.585	21.685	1	10:24:51.040	1:19.308	+12.334	31.997	25.459	21.852
2	10:25:47.425	1:06.143	+0.014	21.333	23.333	21.477	2	10:25:58.093	1:07.053	+0.079	21.623	23.637	21.793
3	10:26:53.591	1:06.166	+0.037	21.281	23.431	21.454	3	10:27:05.067	1:06.974		21.525	23.730	21.719
4	10:27:59.720	1:06.129		21.246	23.375	21.508	4	10:28:12.088	1:07.021	+0.047	21.546	23.645	21.830
5	10:29:05.909	1:06.189	+0.060	21.349	23.395	21.445	5	10:29:19.235	1:07.147	+0.173	21.617	23.789	21.741
6	10:30:12.210	1:06.301	+0.172	21.181	23.351	21.769	6	10:30:26.465	1:07.230	+0.256	21.635	23.756	21.839
(32) Jordan Brown-Nutley							(35) Ido Cohen						
1	10:24:42.954	1:11.153	+4.855	25.219	24.262	21.672	1	10:24:41.461	1:09.798	+3.783	24.270	23.949	21.579
2	10:25:49.278	1:06.324	+0.026	21.382	23.378	21.564	2	10:25:48.611	1:07.150	+1.135	21.627	23.972	21.551
3	10:26:55.708	1:06.430	+0.132	21.549	23.329	21.552	3	10:27:10.234	1:21.623	+15.608	36.594	23.527	21.502
4	10:28:02.063	1:06.355	+0.057	21.324	23.471	21.560	4	10:28:16.577	1:06.343	+0.328	21.230	23.517	21.596
5	10:29:08.594	1:06.531	+0.233	21.416	23.452	21.663	5	10:29:22.824	1:06.247	+0.232	21.547	23.222	21.478
6	10:30:14.892	1:06.298		21.299	23.387	21.612	6	10:30:28.839	1:06.015		21.230	23.277	21.508
(21) Andrew Wong							(114) Barrichello Noor						
1	10:24:44.059	1:12.367	+6.566	26.507	24.149	21.711	1	10:24:41.665	1:09.705	+2.982	24.195	23.936	21.574
2	10:25:49.860	1:05.801		21.145	23.248	21.408	2	10:25:48.437	1:06.772	+0.049	21.348	23.791	21.633
3	10:26:57.271	1:07.411	+1.610	22.537	23.474	21.400	3	10:26:55.836	1:07.399	+0.676	21.870	23.595	21.934
4	10:28:03.579	1:06.308	+0.507	21.235	23.715	21.358	4	10:28:03.033	1:07.197	+0.474	21.847	23.782	21.568
5	10:29:09.893	1:06.314	+0.513	21.618	23.331	21.365	5	10:29:09.756	1:06.723		21.511	23.660	21.552
6	10:30:16.988	1:07.095	+1.294	22.190	23.383	21.522	(24) Dennis Mavlanov						
(22) Jakub Bezel							1	10:24:46.227	1:13.959	+6.246	25.083	24.583	24.293
1	10:24:43.498	1:11.674	+5.350	25.268	24.680	21.726	2	10:25:54.430	1:08.203	+0.490	22.325	23.903	21.975
2	10:25:49.822	1:06.324		21.466	23.314	21.544	3	10:27:02.143	1:07.713		21.888	23.851	21.974
3	10:26:57.252	1:07.430	+1.106	22.480	23.400	21.550	(47) Antoine Perceval						
4	10:28:04.023	1:06.771	+0.447	21.515	23.626	21.630	1	10:24:51.945	1:19.875		25.159	24.622	30.094
5	10:29:10.688	1:06.665	+0.341	21.547	23.544	21.574	(103) Gianfranco Mazzaferro						
6	10:30:17.510	1:06.822	+0.498	21.684	23.411	21.727	1	10:24:44.005	1:12.105	+5.852	25.253	25.020	21.832
(117) Nateal Cantin							2	10:25:50.258	1:06.253		21.320	23.327	21.606
1	10:24:42.170	1:09.935	+3.371	24.732	23.639	21.564	3	10:26:56.877	1:06.619	+0.366	21.885	23.315	21.419
2	10:25:48.833	1:06.663	+0.099	21.541	23.633	21.489	4	10:28:03.447	1:06.570	+0.317	21.075	24.126	21.369
3	10:26:55.612	1:06.779	+0.215	21.631	23.562	21.586	5	10:29:10.524	1:07.077	+0.824	22.048	23.437	21.592
4	10:28:03.296	1:07.684	+1.120	22.002	24.076	21.606	6	10:30:18.746	1:08.222	+1.969	21.976	24.593	21.653
5	10:29:09.860	1:06.564		21.332	23.672	21.560	(110) Keanon Santos						
6	10:30:18.897	1:09.037	+2.473	22.511	24.868	21.658	1	10:24:44.499	1:12.462	+5.755	24.996	25.227	22.239
(116) Ivan Chubarov							2	10:25:51.206	1:06.707		21.358	23.630	21.719
1	10:24:44.499	1:12.462	+5.755	24.996	25.227	22.239	3	10:26:58.070	1:06.864	+0.157	21.514	23.759	21.591
2	10:25:51.206	1:06.707		21.358	23.630	21.719	4	10:28:05.099	1:07.029	+0.322	21.511	23.800	21.718
3	10:26:58.070	1:06.864	+0.157	21.514	23.759	21.591	5	10:29:11.823	1:06.724	+0.017	21.449	23.698	21.577
4	10:28:05.099	1:07.029	+0.322	21.511	23.800	21.718	6	10:30:19.164	1:07.341	+0.634	21.573	24.050	21.718
5	10:29:11.823	1:06.724	+0.017	21.449	23.698	21.577							
6	10:30:19.164	1:07.341	+0.634	21.573	24.050	21.718							

Timekeeping M. Wagner:



Clerk of the course Thomas Lainer:

www.mylaps.com

Steward Horst Seidel:

Chief Scrutineer Paul Klaassen:

Licensed to: Motorsport Events

Rotax Euro Challenge
Class: Juniors
Date/Time: 20.07.2014 11:30

Track: Zuera / Spain
Heat: Prefinal
Laps: 8

Edition 1

Jakub Bezel	22	2nd Chance 5	17	Gianfranco Mazzaferro	103	2nd Chance 6
	33				34	
Jordan Brown-Nutley	32	2nd Chance 3	16	Andrew Wong	21	2nd Chance 4
	31				32	
Leonard Hoogenboom	50	2nd Chance 1	15	Presley Martono	115	2nd Chance 2
	29				30	
Adrien Renaudin	90	Points 41 Quali Rank 33	14	Cao Zhuo	108	Points 41 Quali Rank 35
	27				28	
Perdana Minang	46	Points 35 Quali Rank 30	13	Luc Willemse	64	Points 37 Quali Rank 28
	25				26	
Nicolas Schoell	87	Points 34 Quali Rank 25	12	Scott Symons	57	Points 34 Quali Rank 31
	23				24	
Alex Quinn	36	Points 34 Quali Rank 8	11	Jack Martin	81	Points 34 Quali Rank 24
	21				22	
Daniel Louko	31	Points 31 Quali Rank 20	10	Finlay Hutchison	26	Points 33 Quali Rank 32
	19				20	
Thomas Preining	8	Points 31 Quali Rank 13	9	Mauricio Van der Laan	60	Points 31 Quali Rank 19
	17				18	
Luke Wooder	51	Points 27 Quali Rank 21	8	Ayrton Simmons	106	Points 29 Quali Rank 5
	15				16	
Max Timmermans	5	Points 25 Quali Rank 9	7	Javier Gonzalez	104	Points 27 Quali Rank 16
	13				14	
Mick Wishofer	88	Points 24 Quali Rank 10	6	Dzianis Slavinski	58	Points 24 Quali Rank 12
	11				12	
Richard Veschoor	62	Points 21 Quali Rank 11	5	Jack McCarthy	33	Points 23 Quali Rank 41
	9				10	
Max Hofer	94	Points 18 Quali Rank 17	4	Lluc Ibanez	77	Points 20 Quali Rank 14
	7				8	
Marta Garcia	53	Points 17 Quali Rank 2	3	Rinus van Kalmthout	12	Points 17 Quali Rank 7
	5				6	
Marcus Armstrong	86	Points 11 Quali Rank 3	2	Darren Keane	9	Points 12 Quali Rank 6
	3				4	
Dave Wooder	49	Points 0 Quali Rank 1	1	Dean MacDonald	95	Points 7 Quali Rank 4
	1				2	

Pole Position

Clerk of the course Thomas Lainer:
Stewards (Chairman) Horst Seidel:

Scrutineer Paul Klaassen:
Timekeeping M. Wagner:



Rotax Euro Challenge 2014 Zuera/Spain

Rotax Juniors

Zuera 1,699 Km

Pre-Final **-NEW 2-**

20.07.2014 11:30

Race (8 Laps) started at 11:33:02

Pos	No.	Name	Nat.	Chassis	Race Team	Laps	Total Tm	Diff	Best Tm	In Lap	km/h	Points
1	49	Dave Wooder	GBR	Alonso	Dan Holland Racing	8	8:51.429		1:05.324	6	93,632	34
2	53	Marta Garcia	ESP	Zanardi	MGL Racing Xtreme	8	8:51.616	0.187	1:05.639	5	93,182	33
3	86	Marcus Armstrong	NZL	Alonso	Dan Holland Racing	8	8:51.681	0.252	1:05.442	6	93,463	32
4	9	Darren Keane	IRL	Tonykart	Strawberry Racing	8	8:51.965	0.536	1:05.409	7	93,510	31
5	95	Dean MacDonald	GBR	Tonykart	Strawberry Racing	8	8:52.068	0.639	1:05.403	6	93,519	30
6	94	Max Hofer	AUT	Birel	KMS Birel Motorsport	8	8:52.253	0.824	1:05.766	4	93,002	29
7	5	Max Timmermans	BEL	Tonykart	Strawberry Racing	8	8:52.706	1.277	1:05.674	6	93,133	28
8	77	Lluc Ibanez	ESP	Kosmic	Binakart	8	8:52.776	1.347	1:05.795	6	92,961	27
9	88	Mick Wishofer	AUT	Birel	KMS Birel Motorsport	8	8:54.978	3.549	1:05.871	5	92,854	26
10	46	Perdana Minang	IDN	tonykart	Aim Motorsport/RedWhite Racin	8	8:55.688	4.259	1:05.667	4	93,143	25
11	106	Ayrton Simmons	GBR	Tonykart	Coles Racing	8	8:55.890	4.461	1:05.449	4	93,453	24
12	58	Dzianis Slavinski	BLR	Tonykart	M-Racing	8	8:56.337	4.908	1:05.408	7	93,511	23
13	90	Adrien Renaudin	FRA	Sodikart	KPR	8	8:57.931	6.502	1:05.823	4	92,922	22
14	36	Alex Quinn	GBR	Tonykart	Coles Racing	8	8:58.090	6.661	1:05.073	5	93,993	21
15	60	Mauricio Van der Laan	ESP	Intrepid	Intrepid Driver Program	8	8:58.242	6.813	1:05.521	6	93,350	20
16	8	Thomas Preining	AUT	FA Kart	Team TKP	8	8:58.811	7.382	1:05.409	5	93,510	19
17	57	Scott Symons	GBR	Kosmic	KR Sport	8	8:58.939	7.510	1:06.223	5	92,361	18
18	81	Jack Martin	GBR	Tonykart	Strawberry Racing	8	8:59.204	7.775	1:05.828	5	92,915	17
19	62	Richard Veschoor	NLD	FA Kart	Team TKP	8	8:59.297	7.868	1:05.518	6	93,354	16
20	33	Jack McCarthy	GBR	Tonykart	Strawberry Racing	8	8:59.391	7.962	1:05.735	5	93,046	15
21	50	Leonard Hoogenboom	NLD	Alonso	Dan Holland Racing	8	8:59.403	7.974	1:05.724	5	93,062	14
22	103	Gianfranco Mazzaferro	CAN	Alonso	Dan Holland Racing	8	8:59.654	8.225	1:05.616	5	93,215	13
23	26	Finlay Hutchison	GBR	Alonso	Dan Holland Racing	8	9:00.311	8.882	1:05.661	7	93,151	12
24	87	Nicolas Schoell	AUT	Alonso	Dan Holland Racing	8	9:00.975	9.546	1:05.596	6	93,243	11
25	22	Jakub Bezel	CZE	MS Kart	MS Kart Racing Team	8	9:01.839	10.410	1:06.208	7	92,382	10
26	108	Cao Zhuo	CHN	FA Kart	Team TKP	8	9:01.898	10.469	1:05.765	7	93,004	9
27	31	Daniel Louko	FIN	Tonykart	MPT Racing	8	9:02.086	10.657	1:05.839	7	92,899	8
28	12	Rinus van Kalmthout	NLD	CRG	PSL/VF Racing	8	9:02.099	10.670	1:05.776	7	92,988	7
29	64	Luc Willemse	NLD	FA Kart	Team TKP	8	9:04.180	12.751	1:05.787	6	92,973	6
30	21	Andrew Wong	GBR	Tonykart	Protrain Racing	8	9:04.188	12.759	1:05.618	4	93,212	5
31	104	Javier Gonzalez	MEX	Kosmic	Paul Carr Racing	7	9:33.036	1 Lap	1:06.170	6	92,435	4
32	32	Jordan Brown-Nutley	GBR	Tonykart	Coles Racing	7	9:33.041	1 Lap	1:05.785	6	92,976	3
33	51	Luke Wooder	GBR	Alonso	Dan Holland Racing	2	2:15.580	6 Laps	1:06.162	2	92,446	2


Not classified												
DQ	115	Presley Martono	IDN	Kosmic	DNR/Bouvin Power	8	9:00.557	DQ	1:05.679	7	93,126	0

Announcements

These results are provisional until the conclusion of any judicial and technical matters!
 No. 21 + 115 warning board / time penalty 5 sec
 No. 115 excluded from Prefinal / unfair driving

Margin of Victory	Ø km/h	Best Lap Tm	km/h	Best Lap by
0.187	92,075	1:05.073	93,993	36 - Alex Quinn

Official Timing www.rgmmc.com Orbits

Timekeeping M. Wagner:  Clerk of the course Thomas Lainer: www.mylaps.com

Steward Horst Seidel: Chief Scrutineer Paul Klaassen: Licensed to: Motorsport Events
 Printed: 20.07.2014 12:50:46 posted at: h



Rotax Euro Challenge 2014 Zuera/Spain

Rotax Juniors

Zuera 1,699 Km

Pre-Final

20.07.2014 11:30

Race (8 Laps) started at 11:33:02

Lap	Time of Day	Lap Tm	Diff	S1 Tm	S2 Tm	S3 Tm	Lap	Time of Day	Lap Tm	Diff	S1 Tm	S2 Tm	S3 Tm
(49) Dave Wooder							5	11:38:36.657	1:05.867	+0.193	21.008	23.439	21.420
1	11:34:09.659	1:07.295	+1.971	22.333	23.421	21.541	6	11:39:42.331	1:05.674		21.002	23.117	21.555
2	11:35:17.069	1:07.410	+2.086	22.093	23.858	21.459	7	11:40:48.174	1:05.843	+0.169	21.231	23.181	21.431
3	11:36:23.302	1:06.233	+0.909	21.491	23.369	21.373	8	11:41:55.070	1:06.896	+1.222	21.656	23.384	21.856
4	11:37:29.427	1:06.125	+0.801	21.107	23.782	21.236	(77) Lluc Ibanez						
5	11:38:34.922	1:05.495	+0.171	21.040	23.194	21.261	1	11:34:12.142	1:09.366	+3.571	24.365	23.448	21.553
6	11:39:40.246	1:05.324		20.895	23.130	21.299	2	11:35:18.466	1:06.324	+0.529	21.415	23.418	21.491
7	11:40:45.958	1:05.712	+0.388	21.205	23.184	21.323	3	11:36:24.487	1:06.021	+0.226	21.349	23.192	21.480
8	11:41:53.793	1:07.835	+2.511	22.448	23.387	22.000	4	11:37:30.362	1:05.875	+0.080	21.196	23.279	21.400
(53) Marta Garcia							5	11:38:36.231	1:05.869	+0.074	21.122	23.302	21.445
1	11:34:10.038	1:07.543	+1.904	22.680	23.425	21.438	6	11:39:42.026	1:05.795		21.156	23.126	21.513
2	11:35:16.845	1:06.807	+1.168	21.443	23.736	21.628	7	11:40:48.650	1:06.624	+0.829	21.876	23.314	21.434
3	11:36:22.801	1:05.956	+0.317	21.276	23.322	21.358	8	11:41:55.140	1:06.490	+0.695	21.254	23.470	21.766
4	11:37:28.686	1:05.885	+0.246	21.280	23.247	21.358	(88) Mick Wishofer						
5	11:38:34.325	1:05.639		21.169	23.151	21.319	1	11:34:10.867	1:08.181	+2.310	23.342	23.430	21.409
6	11:39:39.998	1:05.673	+0.034	21.150	23.130	21.393	2	11:35:17.679	1:06.812	+0.941	21.351	23.945	21.516
7	11:40:46.114	1:06.116	+0.477	21.540	23.285	21.291	3	11:36:25.673	1:07.994	+2.123	22.980	23.393	21.621
8	11:41:53.980	1:07.866	+2.227	22.474	23.339	22.053	4	11:37:31.977	1:06.304	+0.433	21.576	23.280	21.448
(86) Marcus Armstrong							5	11:38:37.848	1:05.871		21.052	23.285	21.534
1	11:34:09.934	1:07.506	+2.064	22.387	23.527	21.592	6	11:39:44.083	1:06.235	+0.364	21.165	23.365	21.705
2	11:35:17.015	1:07.081	+1.639	21.629	23.878	21.574	7	11:40:50.153	1:06.070	+0.199	21.340	23.255	21.475
3	11:36:24.195	1:07.180	+1.738	21.759	23.964	21.457	8	11:41:57.342	1:07.189	+1.318	22.195	23.409	21.585
4	11:37:29.925	1:05.730	+0.288	21.085	23.218	21.427	(46) Perdana Minang						
5	11:38:35.469	1:05.544	+0.102	20.836	23.289	21.419	1	11:34:14.078	1:10.842	+5.175	24.823	24.399	21.620
6	11:39:40.911	1:05.442		20.867	23.165	21.410	2	11:35:20.471	1:06.393	+0.726	21.410	23.329	21.654
7	11:40:46.451	1:05.540	+0.098	20.950	23.305	21.285	3	11:36:27.235	1:06.764	+1.097	21.422	23.752	21.590
8	11:41:54.045	1:07.594	+2.152	22.218	23.839	21.537	4	11:37:32.902	1:05.667		21.036	23.195	21.436
(9) Darren Keane							5	11:38:38.891	1:05.989	+0.322	21.230	23.273	21.486
1	11:34:11.251	1:08.691	+3.282	23.861	23.395	21.435	6	11:39:45.126	1:06.235	+0.568	20.993	23.231	22.011
2	11:35:17.728	1:06.477	+1.068	21.065	23.948	21.464	7	11:40:50.800	1:05.674	+0.007	21.102	23.132	21.440
3	11:36:23.675	1:05.947	+0.538	21.123	23.448	21.376	8	11:41:58.052	1:07.252	+1.585	22.023	23.715	21.514
4	11:37:29.991	1:06.316	+0.907	21.012	23.886	21.418	(106) Ayrton Simmons						
5	11:38:35.590	1:05.599	+0.190	20.989	23.256	21.354	1	11:34:14.761	1:11.711	+6.262	26.305	24.069	21.337
6	11:39:41.168	1:05.578	+0.169	21.023	23.199	21.356	2	11:35:22.397	1:07.636	+2.187	22.427	23.850	21.359
7	11:40:46.577	1:05.409		21.033	23.107	21.269	3	11:36:28.132	1:05.735	+0.286	21.132	23.297	21.306
8	11:41:54.329	1:07.752	+2.343	22.480	23.595	21.677	4	11:37:33.581	1:05.449		21.096	23.162	21.191
(95) Dean MacDonald							5	11:38:39.753	1:06.172	+0.723	21.182	23.725	21.265
1	11:34:10.174	1:07.673	+2.270	22.778	23.501	21.394	6	11:39:45.297	1:05.544	+0.095	21.032	23.108	21.404
2	11:35:16.782	1:06.608	+1.205	21.390	23.759	21.459	7	11:40:50.910	1:05.613	+0.164	21.316	23.090	21.207
3	11:36:22.654	1:05.872	+0.469	21.106	23.275	21.491	8	11:41:58.254	1:07.344	+1.895	22.758	23.369	21.217
4	11:37:29.182	1:06.528	+1.125	21.512	23.645	21.371	(58) Dzianis Slavinski						
5	11:38:35.100	1:05.918	+0.515	21.419	23.244	21.255	1	11:34:13.892	1:10.990	+5.582	24.837	24.390	21.763
6	11:39:40.503	1:05.403		20.929	23.189	21.285	2	11:35:23.504	1:09.612	+4.204	22.761	25.106	21.745
7	11:40:46.212	1:05.709	+0.306	21.191	23.304	21.214	3	11:36:30.167	1:06.663	+1.255	21.811	23.363	21.489
8	11:41:54.432	1:08.220	+2.817	22.673	23.704	21.843	4	11:37:36.133	1:05.966	+0.558	21.556	23.013	21.397
(94) Max Hofer							5	11:38:41.669	1:05.536	+0.128	21.081	23.123	21.332
1	11:34:10.806	1:08.248	+2.482	23.271	23.457	21.520	6	11:39:47.129	1:05.460	+0.052	21.028	23.019	21.413
2	11:35:17.358	1:06.552	+0.786	21.232	23.716	21.604	7	11:40:52.537	1:05.408		20.979	23.161	21.268
3	11:36:24.429	1:07.071	+1.305	21.402	23.933	21.736	8	11:41:58.701	1:06.164	+0.756	21.559	23.320	21.285
4	11:37:30.195	1:05.766		21.103	23.288	21.375	(90) Adrien Renaudin						
5	11:38:35.976	1:05.781	+0.015	21.116	23.238	21.427	1	11:34:13.284	1:09.987	+4.164	24.653	23.751	21.583
6	11:39:42.106	1:06.130	+0.364	21.128	23.302	21.700	2	11:35:19.490	1:06.206	+0.383	21.352	23.304	21.550
7	11:40:48.424	1:06.318	+0.552	21.576	23.329	21.413	3	11:36:26.903	1:07.413	+1.590	21.281	24.737	21.395
8	11:41:54.617	1:06.193	+0.427	21.320	23.378	21.495	4	11:37:32.726	1:05.823		21.151	23.187	21.485
(5) Max Timmermans							5	11:38:39.130	1:06.404	+0.581	21.475	23.548	21.381
1	11:34:11.523	1:08.772	+3.098	23.857	23.400	21.515	6	11:39:45.239	1:06.109	+0.286	21.059	23.336	21.714
2	11:35:18.169	1:06.646	+0.972	21.668	23.581	21.397	7	11:40:52.289	1:07.050	+1.227	22.387	23.327	21.336
3	11:36:24.749	1:06.580	+0.906	21.340	23.346	21.894	8	11:42:00.295	1:08.006	+2.183	21.845	24.583	21.578
4	11:37:30.790	1:06.041	+0.367	21.392	23.222	21.427	(36) Alex Quinn						

Timekeeping M. Wagner:



Clerk of the course Thomas Lainer:

Steward Horst Seidel:

Chief Scrutineer Paul Klaassen:

www.mylaps.com

Licensed to: Motorsport Events



Rotax Euro Challenge 2014 Zuera/Spain

Rotax Juniors

Zuera 1,699 Km

Pre-Final

20.07.2014 11:30

Race (8 Laps) started at 11:33:02

Lap	Time of Day	Lap Tm	Diff	S1 Tm	S2 Tm	S3 Tm	Lap	Time of Day	Lap Tm	Diff	S1 Tm	S2 Tm	S3 Tm
(60) Mauricio Van der Laan													
1	11:34:15.049	1:11.931	+6.410	26.699	23.819	21.413	7	11:40:54.878	1:05.752	+0.017	21.084	23.231	21.437
2	11:35:22.878	1:07.829	+2.308	21.911	24.375	21.543	8	11:42:01.755	1:06.877	+1.142	21.215	23.817	21.845
3	11:36:28.710	1:05.832	+0.311	21.021	23.392	21.419	(50) Leonard Hoogenboom						
4	11:37:34.233	1:05.523	+0.002	21.021	23.155	21.347	1	11:34:16.698	1:13.335	+7.611	27.934	23.769	21.632
5	11:38:39.959	1:05.726	+0.205	20.910	23.473	21.343	2	11:35:23.270	1:06.572	+0.848	21.288	23.600	21.684
6	11:39:45.480	1:05.521		21.071	23.198	21.252	3	11:36:29.674	1:06.404	+0.680	21.603	23.327	21.474
7	11:40:51.679	1:06.199	+0.678	21.634	23.231	21.334	4	11:37:35.803	1:06.129	+0.405	21.246	23.202	21.681
8	11:42:00.606	1:08.927	+3.406	22.419	24.841	21.667	5	11:38:41.527	1:05.724		21.023	23.222	21.479
(8) Thomas Preining													
1	11:34:19.339	1:16.465	+11.056	30.792	24.221	21.452	6	11:39:47.587	1:06.060	+0.336	21.109	23.455	21.496
2	11:35:25.408	1:06.069	+0.660	21.403	23.262	21.404	7	11:40:53.854	1:06.267	+0.543	21.622	23.235	21.410
3	11:36:31.383	1:05.975	+0.566	21.091	23.466	21.418	8	11:42:01.767	1:07.913	+2.189	21.175	24.850	21.888
4	11:37:37.136	1:05.753	+0.344	20.932	23.398	21.423	(103) Gianfranco Mazzaferro						
5	11:38:42.545	1:05.409		20.967	23.074	21.368	1	11:34:14.263	1:10.098	+4.482	24.783	23.800	21.515
6	11:39:48.006	1:05.461	+0.052	20.932	23.069	21.460	2	11:35:23.342	1:09.079	+3.463	23.147	24.091	21.841
7	11:40:53.505	1:05.499	+0.090	21.123	23.081	21.295	3	11:36:31.462	1:08.120	+2.504	22.128	24.585	21.407
8	11:42:01.175	1:07.670	+2.261	21.404	24.285	21.981	4	11:37:37.863	1:06.401	+0.785	21.609	23.316	21.476
(57) Scott Symons													
1	11:34:14.413	1:11.076	+4.853	25.699	23.907	21.470	5	11:38:43.479	1:05.616		21.021	23.268	21.327
2	11:35:20.888	1:06.475	+0.252	21.552	23.430	21.493	6	11:39:49.391	1:05.912	+0.296	21.127	23.227	21.558
3	11:36:27.286	1:06.398	+0.175	21.281	23.578	21.539	7	11:40:55.077	1:05.686	+0.070	21.143	23.192	21.351
4	11:37:33.512	1:06.226	+0.003	21.392	23.424	21.410	8	11:42:02.018	1:06.941	+1.325	21.143	23.984	21.814
5	11:38:39.735	1:06.223		21.335	23.428	21.460	(26) Finlay Hutchison						
6	11:39:46.422	1:06.687	+0.464	21.914	23.297	21.476	1	11:34:20.410	1:17.205	+11.544	31.819	23.824	21.562
7	11:40:52.830	1:06.408	+0.185	21.286	23.748	21.374	2	11:35:26.977	1:06.567	+0.906	21.055	23.893	21.619
8	11:42:01.303	1:08.473	+2.250	21.593	24.675	22.205	3	11:36:33.141	1:06.164	+0.503	21.262	23.423	21.479
(81) Jack Martin													
1	11:34:14.655	1:11.384	+5.556	26.009	24.006	21.369	4	11:37:39.553	1:06.412	+0.751	21.535	23.333	21.544
2	11:35:21.179	1:06.524	+0.696	21.719	23.384	21.421	5	11:38:45.397	1:05.844	+0.183	21.022	23.356	21.466
3	11:36:27.368	1:06.189	+0.361	21.182	23.497	21.510	6	11:39:51.062	1:05.665	+0.004	20.993	23.193	21.479
4	11:37:33.202	1:05.834	+0.006	21.210	23.236	21.388	7	11:40:56.723	1:05.661		21.066	23.153	21.442
5	11:38:39.030	1:05.828		21.040	23.373	21.415	8	11:42:02.675	1:05.952	+0.291	21.229	23.275	21.448
6	11:39:45.345	1:06.315	+0.487	21.031	23.268	22.016	(115) Presley Martono						
7	11:40:51.608	1:06.263	+0.435	21.457	23.434	21.372	1	11:34:13.951	1:10.371	+4.692	25.100	23.658	21.613
8	11:42:01.568	1:09.960	+4.132	23.861	24.276	21.823	2	11:35:19.889	1:05.938	+0.259	21.239	23.269	21.430
(62) Richard Veschoor													
1	11:34:18.626	1:16.001	+10.483	30.435	23.940	21.626	3	11:36:25.801	1:05.912	+0.233	21.088	23.496	21.328
2	11:35:25.000	1:06.374	+0.856	21.403	23.346	21.625	4	11:37:31.680	1:05.879	+0.200	21.217	23.180	21.482
3	11:36:30.805	1:05.805	+0.287	21.024	23.348	21.433	5	11:38:37.959	1:06.279	+0.600	21.107	23.328	21.844
4	11:37:36.624	1:05.819	+0.301	21.135	23.146	21.538	6	11:39:44.590	1:06.631	+0.952	21.405	23.335	21.891
5	11:38:42.226	1:05.602	+0.084	21.043	23.173	21.386	7	11:40:50.269	1:05.679		21.168	23.113	21.398
6	11:39:47.744	1:05.518		20.947	23.137	21.434	8	11:41:57.921	1:07.652	+1.973	22.626	23.525	21.501
7	11:40:53.423	1:05.679	+0.161	21.099	23.193	21.387	(87) Nicolas Schoell						
8	11:42:01.661	1:08.238	+2.720	21.448	24.962	21.828	1	11:34:19.503	1:16.388	+10.792	30.908	24.004	21.476
(33) Jack McCarthy													
1	11:34:19.651	1:16.808	+11.073	31.093	24.220	21.495	2	11:35:26.415	1:06.912	+1.316	21.653	23.763	21.496
2	11:35:25.763	1:06.112	+0.377	21.266	23.332	21.514	3	11:36:32.995	1:06.580	+0.984	21.722	23.312	21.546
3	11:36:31.666	1:05.903	+0.168	20.991	23.422	21.490	4	11:37:39.839	1:06.844	+1.248	22.148	23.188	21.508
4	11:37:37.578	1:05.912	+0.177	21.151	23.294	21.467	5	11:38:45.562	1:05.723	+0.127	21.179	23.157	21.387
5	11:38:43.313	1:05.735		21.106	23.158	21.471	6	11:39:51.158	1:05.596		21.061	23.086	21.449
6	11:39:49.126	1:05.813	+0.078	21.009	23.253	21.551	7	11:40:56.819	1:05.661	+0.065	21.095	23.136	21.430
(108) Cao Zhuo													
1	11:34:20.104	1:16.646	+10.881	31.252	23.788	21.606	8	11:42:03.339	1:06.520	+0.924	21.663	23.363	21.494
2	11:35:27.302	1:07.198	+1.433	21.221	24.363	21.614	(22) Jakob Bezel						
(22) Jakob Bezel													
1	11:34:15.466	1:11.944	+5.736	26.663	23.655	21.626	1	11:34:15.466	1:11.944	+5.736	26.663	23.655	21.626
2	11:35:23.216	1:07.750	+1.542	21.444	24.309	21.997	2	11:35:23.216	1:07.750	+1.542	21.444	24.309	21.997
3	11:36:30.690	1:07.474	+1.266	22.176	23.594	21.704	3	11:36:30.690	1:07.474	+1.266	22.176	23.594	21.704
4	11:37:37.896	1:07.206	+0.998	21.415	23.938	21.853	4	11:37:37.896	1:07.206	+0.998	21.415	23.938	21.853
5	11:38:44.165	1:06.269	+0.061	21.213	23.524	21.532	5	11:38:44.165	1:06.269	+0.061	21.213	23.524	21.532
6	11:39:50.406	1:06.241	+0.033	21.279	23.336	21.626	6	11:39:50.406	1:06.241	+0.033	21.279	23.336	21.626
7	11:40:56.614	1:06.208		21.262	23.333	21.613	7	11:40:56.614	1:06.208		21.262	23.333	21.613
8	11:42:04.203	1:07.589	+1.381	21.799	23.693	22.097	8	11:42:04.203	1:07.589	+1.381	21.799	23.693	22.097

Timekeeping M. Wagner:

Clerk of the course Thomas Lainer:

Steward Horst Seidel:

Chief Scrutineer Paul Klaassen:



Rotax Euro Challenge 2014 Zuera/Spain

Rotax Juniors

Zuera 1,699 Km

Pre-Final

20.07.2014 11:30

Race (8 Laps) started at 11:33:02

Lap	Time of Day	Lap Tm	Diff	S1 Tm	S2 Tm	S3 Tm	Lap	Time of Day	Lap Tm	Diff	S1 Tm	S2 Tm	S3 Tm
3	11:36:33.772	1:06.470	+0.705	21.237	23.686	21.547	1	11:34:11.782	1:08.970	+2.808	24.152	23.382	21.436
4	11:37:40.304	1:06.532	+0.767	21.638	23.472	21.422	2	11:35:17.944	1:06.162		21.335	23.461	21.366
5	11:38:46.129	1:05.825	+0.060	21.101	23.260	21.464							
6	11:39:52.184	1:06.055	+0.290	21.253	23.311	21.491							
7	11:40:57.949	1:05.765		21.104	23.281	21.380							
8	11:42:04.262	1:06.313	+0.548	21.182	23.296	21.835							

(31) Daniel Louko

1	11:34:19.922	1:16.958	+11.119	31.677	23.663	21.618
2	11:35:26.349	1:06.427	+0.588	21.301	23.569	21.557
3	11:36:33.544	1:07.195	+1.356	21.847	23.830	21.518
4	11:37:40.158	1:06.614	+0.775	21.808	23.297	21.509
5	11:38:46.068	1:05.910	+0.071	20.931	23.326	21.653
6	11:39:51.943	1:05.875	+0.036	21.150	23.164	21.561
7	11:40:57.782	1:05.839		21.034	23.158	21.647
8	11:42:04.450	1:06.668	+0.829	20.949	23.535	22.184

(12) Rinus van Kalmthout

1	11:34:21.007	1:18.369	+12.593	33.372	23.446	21.551
2	11:35:27.208	1:06.201	+0.425	21.338	23.422	21.441
3	11:36:33.298	1:06.090	+0.314	21.140	23.507	21.443
4	11:37:40.910	1:07.612	+1.836	22.626	23.471	21.515
5	11:38:46.770	1:05.860	+0.084	21.287	23.199	21.374
6	11:39:52.724	1:05.954	+0.178	21.301	23.242	21.411
7	11:40:58.500	1:05.776		21.136	23.245	21.395
8	11:42:04.463	1:05.963	+0.187	21.159	23.349	21.455

(64) Luc Willemsse

1	11:34:24.159	1:20.762	+14.975	35.377	23.747	21.638
2	11:35:30.456	1:06.297	+0.510	21.337	23.445	21.515
3	11:36:36.611	1:06.155	+0.368	21.350	23.310	21.495
4	11:37:42.637	1:06.026	+0.239	21.262	23.232	21.532
5	11:38:48.524	1:05.887	+0.100	21.221	23.246	21.420
6	11:39:54.311	1:05.787		21.166	23.130	21.491
7	11:41:00.169	1:05.858	+0.071	21.221	23.151	21.486
8	11:42:06.544	1:06.375	+0.588	21.178	23.386	21.811

(21) Andrew Wong

1	11:34:14.159	1:10.411	+4.793	25.062	23.735	21.614
2	11:35:20.578	1:06.419	+0.801	21.555	23.379	21.485
3	11:36:26.768	1:06.190	+0.572	21.221	23.500	21.469
4	11:37:32.386	1:05.618		21.078	23.200	21.340
5	11:38:38.063	1:05.677	+0.059	20.972	23.239	21.466
6	11:39:45.052	1:06.989	+1.371	21.231	23.237	22.521
7	11:40:51.391	1:06.339	+0.721	21.633	23.388	21.318
8	11:42:01.552	1:10.161	+4.543	23.166	24.920	22.075

(104) Javier Gonzalez

1	11:34:33.143	1:30.177	+24.007	30.464	23.808	35.905
2	11:37:02.582	2:29.439	+1:23.269	1:44.361	23.447	21.631
3	11:38:08.868	1:06.286	+0.116	21.430	23.335	21.521
4	11:39:15.327	1:06.459	+0.289	21.527	23.390	21.542
5	11:40:21.563	1:06.236	+0.066	21.481	23.229	21.526
6	11:41:27.733	1:06.170		21.444	23.250	21.476
7	11:42:35.400	1:07.667	+1.497	22.003	24.024	21.640

(32) Jordan Brown-Nutley

1	11:34:47.292	1:43.874	+38.089	34.747	25.184	43.943
2	11:37:03.809	2:16.517	+1:10.732	1:31.525	23.505	21.487
3	11:38:10.077	1:06.268	+0.483	21.316	23.435	21.517
4	11:39:16.346	1:06.269	+0.484	21.457	23.332	21.480
5	11:40:22.290	1:05.944	+0.159	21.275	23.155	21.514
6	11:41:28.075	1:05.785		21.235	23.203	21.347
7	11:42:35.405	1:07.330	+1.545	21.491	24.146	21.693

(51) Luke Wooder

Official Timing www.rgmmc.com

Orbits

Timekeeping M. Wagner:

Clerk of the course Thomas Lainer:

Steward Horst Seidel:

Chief Scrutineer Paul Klaassen:

www.mylaps.com

Licensed to: Motorsport Events

Printed: 20.07.2014 12:09:35

posted at:

h

Page 3/3

Rotax Euro Challenge
Class: Juniors
Date/Time: 20.07.2014 13:40

Track: Zuera / Spain
Heat: Final
Laps: 10

Edition 1

Luke Wooder	51	Laps 2 Tm. 2:15.580
	33	

Javier Gonzalez	104	Laps 7 Tm. 9:33.036
	31	

Luc Willems	64	Laps 8 Tm. 9:04.180
	29	

Daniel Louko	31	Laps 8 Tm. 9:02.086
	27	

Jakub Bezel	22	Laps 8 Tm. 9:01.839
	25	

Finlay Hutchison	26	Laps 8 Tm. 9:00.311
	23	

Leonard Hoogenboom	50	Laps 8 Tm. 8:59.403
	21	

Richard Veschoor	62	Laps 8 Tm. 8:59.297
	19	

Scott Symons	57	Laps 8 Tm. 8:58.939
	17	

Mauricio Van der Laan	60	Laps 8 Tm. 8:58.242
	15	

Adrien Renaudin	90	Laps 8 Tm. 8:57.931
	13	

Ayrton Simmons	106	Laps 8 Tm. 8:55.890
	11	

Mick Wishofer	88	Laps 8 Tm. 8:54.978
	9	

Max Timmermans	5	Laps 8 Tm. 8:52.706
	7	

Dean MacDonald	95	Laps 8 Tm. 8:52.068
	5	

Marcus Armstrong	86	Laps 8 Tm. 8:51.681
	3	

Dave Wooder	49	Laps 8 Tm. 8:51.429
	1	

Pole Position

17

Presley Martono	115	Laps EXC Tm. EXC
	34	

16

Jordan Brown-Nutley	32	Laps 7 Tm. 9:33.041
	32	

15

Andrew Wong	21	Laps 8 Tm. 9:04.188
	30	

14

Rinus van Kalmthout	12	Laps 8 Tm. 9:02.099
	28	

13

Cao Zhuo	108	Laps 8 Tm. 9:01.898
	26	

12

Nicolas Schoell	87	Laps 8 Tm. 9:00.975
	24	

11

Gianfranco Mazzaferro	103	Laps 8 Tm. 8:59.654
	22	

10

Jack McCarthy	33	Laps 8 Tm. 8:59.391
	20	

9

Jack Martin	81	Laps 8 Tm. 8:59.204
	18	

8

Thomas Preining	8	Laps 8 Tm. 8:58.811
	16	

7

Alex Quinn	36	Laps 8 Tm. 8:58.090
	14	

6

Dzianis Slavinski	58	Laps 8 Tm. 8:56.337
	12	

5

Perdana Minang	46	Laps 8 Tm. 8:55.688
	10	

4

Lluc Ibanez	77	Laps 8 Tm. 8:52.776
	8	

3

Max Hofer	94	Laps 8 Tm. 8:52.253
	6	

2

Darren Keane	9	Laps 8 Tm. 8:51.965
	4	

1

Marta Garcia	53	Laps 8 Tm. 8:51.616
	2	

Row

Clerk of the course Thomas Lainer:
Stewards (Chairman) Horst Seidel:

Scrutineer Paul Klaassen:
Timekeeping M. Wagner:



Rotax Euro Challenge 2014 Zuera/Spain

Rotax Juniors

Zuera 1,699 Km

Final **-NEW-**

20.07.2014 13:40

Race (10 Laps) started at 13:42:59


Pos	No.	Name	Nat.	Chassis	Race Team	Laps	Total Tm	Diff	Best Tm	In Lap	km/h	Points
1	49	Dave Wooder	GBR	Alonso	Dan Holland Racing	10	10:56.815		1:05.315	6	93,645	55
2	53	Marta Garcia	ESP	Zanardi	MGL Racing Xtreme	10	10:57.877	1.062	1:05.168	10	93,856	52
3	95	Dean MacDonald	GBR	Tonykart	Strawberry Racing	10	10:59.511	2.696	1:05.476	9	93,414	50
4	62	Richard Veschoor	NLD	FA Kart	Team TKP	10	11:00.340	3.525	1:05.250	9	93,738	49
5	60	Mauricio Van der Laan	ESP	Intrepid	Intrepid Driver Program	10	11:00.511	3.696	1:05.231	9	93,765	48
6	86	Marcus Armstrong	NZL	Alonso	Dan Holland Racing	10	11:00.800	3.985	1:05.295	9	93,673	47
7	58	Dzianis Slavinski	BLR	Tonykart	M-Racing	10	11:02.973	6.158	1:05.473	5	93,419	46
8	5	Max Timmermans	BEL	Tonykart	Strawberry Racing	10	11:03.481	6.666	1:05.608	7	93,226	45
9	77	Lluc Ibanez	ESP	Kosmic	Binakart	10	11:04.591	7.776	1:05.424	4	93,489	44
10	36	Alex Quinn	GBR	Tonykart	Coles Racing	10	11:05.472	8.657	1:05.723	5	93,063	43
11	46	Perdana Minang	IDN	tonykart	Aim Motorsport/RedWhite Racin	10	11:05.617	8.802	1:05.654	8	93,161	42
12	33	Jack McCarthy	GBR	Tonykart	Strawberry Racing	10	11:05.846	9.031	1:05.529	7	93,339	41
13	50	Leonard Hoogenboom	NLD	Alonso	Dan Holland Racing	10	11:06.060	9.245	1:05.735	4	93,046	40
14	115	Presley Martono	IDN	Kosmic	DNR/Bouvin Power	10	11:06.502	9.687	1:05.366	9	93,572	39
15	88	Mick Wishofer	AUT	Birel	KMS Birel Motorsport	10	11:06.610	9.795	1:05.673	8	93,134	38
16	26	Finlay Hutchison	GBR	Alonso	Dan Holland Racing	10	11:06.763	9.948	1:05.831	9	92,911	37
17	94	Max Hofer	AUT	Birel	KMS Birel Motorsport	10	11:07.649	10.834	1:06.031	6	92,629	36
18	64	Luc Willemse	NLD	FA Kart	Team TKP	10	11:07.709	10.894	1:05.581	7	93,265	35
19	51	Luke Wooder	GBR	Alonso	Dan Holland Racing	10	11:08.131	11.316	1:05.554	5	93,303	34
20	12	Rinus van Kalmthout	NLD	CRG	PSL/VF Racing	10	11:08.217	11.402	1:05.470	9	93,423	33
21	90	Adrien Renaudin	FRA	Sodikart	KPR	10	11:08.378	11.563	1:05.727	9	93,058	32
22	81	Jack Martin	GBR	Tonykart	Strawberry Racing	10	11:08.506	11.691	1:05.634	10	93,190	31
23	32	Jordan Brown-Nutley	GBR	Tonykart	Coles Racing	10	11:09.189	12.374	1:05.547	9	93,313	30
24	21	Andrew Wong	GBR	Tonykart	Protrain Racing	10	11:09.612	12.797	1:05.630	9	93,195	29
25	8	Thomas Preining	AUT	FA Kart	Team TKP	10	11:09.666	12.851	1:05.239	8	93,754	28
26	108	Cao Zhuo	CHN	FA Kart	Team TKP	10	11:09.890	13.075	1:05.619	9	93,211	27
27	57	Scott Symons	GBR	Kosmic	KR Sport	10	11:09.995	13.180	1:05.562	10	93,292	26
28	9	Darren Keane	IRL	Tonykart	Strawberry Racing	10	11:12.424	15.609	1:05.825	5	92,919	25
29	106	Ayrton Simmons	GBR	Tonykart	Coles Racing	10	11:14.551	17.736	1:05.672	9	93,136	24
30	31	Daniel Louko	FIN	Tonykart	MPT Racing	10	11:14.801	17.986	1:05.589	5	93,253	23
31	103	Gianfranco Mazzaferro	CAN	Alonso	Dan Holland Racing	10	11:14.854	18.039	1:05.765	5	93,004	22
32	87	Nicolas Schoell	AUT	Alonso	Dan Holland Racing	10	11:15.447	18.632	1:05.496	5	93,386	21
33	22	Jakub Bezel	CZE	MS Kart	MS Kart Racing Team	10	11:15.875	19.060	1:06.115	5	92,512	20
34	104	Javier Gonzalez	MEX	Kosmic	Paul Carr Racing	10	11:19.020	22.205	1:05.652	5	93,164	19

Announcements

These results are provisional until the conclusion of any judicial and technical matters!
 No. 87 + 104 warning board / time penalty 5 sec

Margin of Victory	Ø km/h	Best Lap Tm	km/h	Best Lap by
1.062	93,122	1:05.168	93,856	53 - Marta Garcia

Official Timing www.rgmmc.com Orbits

Timekeeping M. Wagner:  Clerk of the course Thomas Lainer: www.mylaps.com
 Steward Horst Seidel: Chief Scrutineer Paul Klaassen: Licensed to: Motorsport Events
 Printed: 20.07.2014 14:12:01 posted at: h



Rotax Euro Challenge 2014 Zuera/Spain

Rotax Juniors

Zuera 1,699 Km

Final

20.07.2014 13:40

Race (10 Laps) started at 13:42:59

Lap	Time of Day	Lap Tm	Diff	S1 Tm	S2 Tm	S3 Tm	Lap	Time of Day	Lap Tm	Diff	S1 Tm	S2 Tm	S3 Tm
(49) Dave Wooder							5	13:48:32.308	1:06.779	+1.484	21.526	23.686	21.567
1	13:44:05.940	1:06.903	+1.588	22.078	23.280	21.545	6	13:49:37.840	1:05.532	+0.237	21.036	23.117	21.379
2	13:45:11.975	1:06.035	+0.720	21.372	23.326	21.337	7	13:50:43.560	1:05.720	+0.425	21.249	23.148	21.323
3	13:46:17.764	1:05.789	+0.474	21.229	23.239	21.321	8	13:51:48.992	1:05.432	+0.137	20.947	23.135	21.350
4	13:47:23.339	1:05.575	+0.260	21.094	23.130	21.351	9	13:52:54.287	1:05.295		20.985	23.028	21.282
5	13:48:28.853	1:05.514	+0.199	21.181	23.079	21.254	10	13:53:59.837	1:05.550	+0.255	20.971	23.288	21.291
6	13:49:34.168	1:05.315		21.094	23.001	21.220	(58) Dzianis Slavinski						
7	13:50:39.693	1:05.525	+0.210	21.136	23.100	21.289	1	13:44:09.364	1:09.752	+4.279	23.959	24.207	21.586
8	13:51:45.122	1:05.429	+0.114	21.071	23.131	21.227	2	13:45:15.423	1:06.059	+0.586	21.216	23.465	21.378
9	13:52:50.534	1:05.412	+0.097	21.072	23.075	21.265	3	13:46:21.339	1:05.916	+0.443	21.290	23.167	21.459
10	13:53:55.852	1:05.318	+0.003	21.050	23.052	21.216	4	13:47:27.265	1:05.926	+0.453	21.003	23.468	21.455
(53) Marta Garcia							5	13:48:32.738	1:05.473		20.923	23.126	21.424
1	13:44:06.773	1:07.526	+2.358	22.671	23.286	21.569	6	13:49:38.570	1:05.832	+0.359	21.272	23.124	21.436
2	13:45:12.968	1:06.195	+1.027	21.558	23.318	21.319	7	13:50:44.122	1:05.552	+0.079	21.041	23.123	21.388
3	13:46:18.868	1:05.900	+0.732	21.465	23.162	21.273	8	13:51:50.129	1:06.007	+0.534	21.238	23.202	21.567
4	13:47:24.663	1:05.795	+0.627	21.193	23.227	21.375	9	13:52:56.347	1:06.218	+0.745	21.609	23.172	21.437
5	13:48:30.166	1:05.503	+0.335	21.137	23.099	21.267	10	13:54:02.010	1:05.663	+0.190	21.111	23.089	21.463
6	13:49:35.528	1:05.362	+0.194	21.121	23.023	21.218	(5) Max Timmermans						
7	13:50:41.036	1:05.508	+0.340	21.147	23.008	21.353	1	13:44:07.916	1:08.675	+3.067	23.069	23.959	21.647
8	13:51:46.461	1:05.425	+0.257	21.076	23.071	21.278	2	13:45:14.049	1:06.133	+0.525	21.163	23.374	21.596
9	13:52:51.746	1:05.285	+0.117	21.046	22.990	21.249	3	13:46:19.847	1:05.798	+0.190	21.128	23.238	21.432
10	13:53:56.914	1:05.168		20.928	23.052	21.188	4	13:47:26.026	1:06.179	+0.571	21.550	23.252	21.377
(95) Dean MacDonald							5	13:48:32.504	1:06.478	+0.870	21.174	23.692	21.612
1	13:44:06.598	1:07.431	+1.955	22.530	23.322	21.579	6	13:49:39.096	1:06.592	+0.984	21.887	23.329	21.376
2	13:45:12.727	1:06.129	+0.653	21.421	23.283	21.425	7	13:50:44.704	1:05.608		21.022	23.104	21.482
3	13:46:19.056	1:06.329	+0.853	21.792	23.257	21.280	8	13:51:50.375	1:05.671	+0.063	20.973	23.315	21.383
4	13:47:25.093	1:06.037	+0.561	21.388	23.279	21.370	9	13:52:56.832	1:06.457	+0.849	21.293	23.589	21.575
5	13:48:30.614	1:05.521	+0.045	21.007	23.216	21.298	10	13:54:02.518	1:05.686	+0.078	21.022	23.220	21.444
6	13:49:36.098	1:05.484	+0.008	21.059	23.120	21.305	(77) Lluc Ibanez						
7	13:50:41.709	1:05.611	+0.135	21.138	23.118	21.355	1	13:44:08.429	1:08.947	+3.523	23.252	24.161	21.534
8	13:51:47.462	1:05.753	+0.277	21.066	23.178	21.509	2	13:45:14.957	1:06.528	+1.104	21.692	23.527	21.309
9	13:52:52.938	1:05.476		21.013	23.107	21.356	3	13:46:20.774	1:05.817	+0.393	21.155	23.336	21.326
10	13:53:58.548	1:05.610	+0.134	21.126	23.141	21.343	4	13:47:26.198	1:05.424		21.006	23.083	21.335
(62) Richard Veschoor							5	13:48:32.566	1:06.368	+0.944	21.110	23.675	21.583
1	13:44:08.672	1:08.985	+3.735	23.614	23.915	21.456	6	13:49:38.735	1:06.169	+0.745	21.752	23.144	21.273
2	13:45:14.434	1:05.762	+0.512	21.192	23.201	21.369	7	13:50:44.183	1:05.448	+0.024	21.033	23.118	21.297
3	13:46:20.003	1:05.569	+0.319	21.073	23.154	21.342	8	13:51:50.438	1:06.255	+0.831	21.432	23.553	21.270
4	13:47:25.672	1:05.669	+0.419	21.117	23.226	21.326	9	13:52:57.002	1:06.564	+1.140	21.463	23.201	21.900
5	13:48:31.475	1:05.803	+0.553	21.242	23.160	21.401	10	13:54:03.628	1:06.626	+1.202	21.874	23.358	21.394
6	13:49:37.085	1:05.610	+0.360	21.079	23.150	21.381	(36) Alex Quinn						
7	13:50:42.765	1:05.680	+0.430	21.172	23.095	21.413	1	13:44:10.016	1:10.332	+4.609	24.580	24.050	21.702
8	13:51:48.477	1:05.712	+0.462	21.131	23.133	21.448	2	13:45:16.004	1:05.988	+0.265	21.408	23.157	21.423
9	13:52:53.727	1:05.250		20.897	23.055	21.298	3	13:46:22.165	1:06.161	+0.438	21.215	23.558	21.388
10	13:53:59.377	1:05.650	+0.400	21.174	23.145	21.331	4	13:47:28.029	1:05.864	+0.141	21.116	23.311	21.437
(60) Mauricio Van der Laan							5	13:48:33.752	1:05.723		21.117	23.188	21.418
1	13:44:08.371	1:08.835	+3.604	23.209	24.041	21.585	6	13:49:39.582	1:05.830	+0.107	21.173	23.310	21.347
2	13:45:14.532	1:06.161	+0.930	21.584	23.288	21.289	7	13:50:45.415	1:05.833	+0.110	21.171	23.221	21.441
3	13:46:20.180	1:05.648	+0.417	21.132	23.244	21.272	8	13:51:51.210	1:05.795	+0.072	21.083	23.281	21.431
4	13:47:25.787	1:05.607	+0.376	21.013	23.276	21.318	9	13:52:57.154	1:05.944	+0.221	20.991	23.601	21.352
5	13:48:32.243	1:06.456	+1.225	21.338	23.685	21.433	10	13:54:04.509	1:07.355	+1.632	21.816	23.867	21.672
6	13:49:37.955	1:05.712	+0.481	21.310	23.032	21.370	(46) Perdana Minang						
7	13:50:43.294	1:05.339	+0.108	20.911	23.040	21.388	1	13:44:09.164	1:09.614	+3.960	23.622	24.419	21.573
8	13:51:48.550	1:05.256	+0.025	20.984	23.027	21.245	2	13:45:15.860	1:06.696	+1.042	21.432	23.850	21.414
9	13:52:53.781	1:05.231		20.940	23.117	21.174	3	13:46:22.744	1:06.884	+1.230	21.433	23.991	21.460
10	13:53:59.548	1:05.767	+0.536	21.326	23.225	21.216	4	13:47:28.979	1:06.235	+0.581	21.525	23.296	21.414
(86) Marcus Armstrong							5	13:48:34.685	1:05.706	+0.052	20.993	23.249	21.464
1	13:44:06.621	1:07.519	+2.224	22.465	23.359	21.695	6	13:49:40.653	1:05.968	+0.314	21.130	23.389	21.449
2	13:45:12.908	1:06.287	+0.992	21.514	23.360	21.413	7	13:50:46.623	1:05.970	+0.316	21.175	23.381	21.414
3	13:46:18.727	1:05.819	+0.524	21.149	23.237	21.433	8	13:51:52.277	1:05.654		20.981	23.141	21.532
4	13:47:25.529	1:06.802	+1.507	22.136	23.312	21.354	9	13:52:58.001	1:05.724	+0.070	21.061	23.245	21.418
							10	13:54:04.654	1:06.653	+0.999	21.212	23.751	21.690

Timekeeping M. Wagner:



Clerk of the course Thomas Lainer:

www.mylaps.com

Steward Horst Seidel:

Chief Scrutineer Paul Klaassen:

Licensed to: Motorsport Events



Rotax Euro Challenge 2014 Zuera/Spain

Rotax Juniors

Zuera 1,699 Km

Final

20.07.2014 13:40

Race (10 Laps) started at 13:42:59

Lap	Time of Day	Lap Tm	Diff	S1 Tm	S2 Tm	S3 Tm	Lap	Time of Day	Lap Tm	Diff	S1 Tm	S2 Tm	S3 Tm
(33) Jack McCarthy													
1	13:44:11.009	1:10.808	+5.279	25.206	24.039	21.563	5	13:48:34.303	1:06.219	+0.188	21.286	23.609	21.324
2	13:45:17.739	1:06.730	+1.201	21.686	23.679	21.365	6	13:49:40.334	1:06.031		21.263	23.336	21.432
3	13:46:23.617	1:05.878	+0.349	21.171	23.307	21.400	7	13:50:46.748	1:06.414	+0.383	21.394	23.641	21.379
4	13:47:29.889	1:06.272	+0.743	21.248	23.713	21.311	8	13:51:52.918	1:06.170	+0.139	21.152	23.545	21.473
5	13:48:35.505	1:05.616	+0.087	21.073	23.215	21.328	9	13:52:59.757	1:06.839	+0.808	21.442	23.923	21.474
6	13:49:41.453	1:05.948	+0.419	21.307	23.232	21.409	10	13:54:06.686	1:06.929	+0.898	21.608	23.779	21.542
7	13:50:46.982	1:05.529		20.983	23.191	21.355	(64) Luc Willemse						
8	13:51:52.745	1:05.763	+0.234	21.032	23.315	21.416	1	13:44:10.767	1:10.414	+4.833	24.936	23.952	21.526
9	13:52:58.276	1:05.531	+0.002	20.873	23.330	21.328	2	13:45:17.431	1:06.664	+1.083	21.670	23.565	21.429
10	13:54:04.883	1:06.607	+1.078	21.072	23.697	21.838	3	13:46:23.683	1:06.252	+0.671	21.718	23.266	21.268
(50) Leonard Hoogenboom							4	13:47:30.189	1:06.506	+0.925	21.119	24.002	21.385
1	13:44:09.820	1:10.058	+4.323	24.286	24.095	21.677	5	13:48:36.509	1:06.320	+0.739	21.437	23.498	21.385
2	13:45:16.354	1:06.534	+0.799	21.721	23.351	21.462	6	13:49:43.057	1:06.548	+0.967	21.372	23.796	21.380
3	13:46:22.614	1:06.260	+0.525	21.034	23.802	21.424	7	13:50:48.638	1:05.581		21.140	23.103	21.338
4	13:47:28.349	1:05.735		21.074	23.242	21.419	8	13:51:54.352	1:05.714	+0.133	21.167	23.104	21.443
5	13:48:34.246	1:05.897	+0.162	21.122	23.354	21.421	9	13:53:00.079	1:05.727	+0.146	21.158	23.280	21.289
6	13:49:40.459	1:06.213	+0.478	21.426	23.416	21.371	10	13:54:06.746	1:06.667	+1.086	21.368	23.832	21.467
7	13:50:46.212	1:05.753	+0.018	21.113	23.121	21.519	(51) Luke Wooder						
8	13:51:52.082	1:05.870	+0.135	21.256	23.127	21.487	1	13:44:11.196	1:10.642	+5.088	24.970	24.191	21.481
9	13:52:58.583	1:06.501	+0.766	21.330	23.764	21.407	2	13:45:18.107	1:06.911	+1.357	21.694	23.644	21.573
10	13:54:05.097	1:06.514	+0.779	21.046	23.874	21.594	3	13:46:25.311	1:07.204	+1.650	22.003	23.431	21.770
(115) Presley Martono							4	13:47:31.834	1:06.523	+0.969	21.766	23.357	21.400
1	13:44:11.987	1:11.019	+5.653	25.314	24.162	21.543	5	13:48:37.388	1:05.554		21.212	23.054	21.288
2	13:45:18.383	1:06.396	+1.030	21.339	23.409	21.648	6	13:49:43.772	1:06.384	+0.830	21.104	23.931	21.349
3	13:46:24.178	1:05.795	+0.429	21.376	23.150	21.269	7	13:50:49.686	1:05.914	+0.360	21.311	23.386	21.217
4	13:47:30.259	1:06.081	+0.715	21.049	23.704	21.328	8	13:51:55.243	1:05.557	+0.003	21.102	23.241	21.214
5	13:48:35.877	1:05.618	+0.252	21.111	23.209	21.298	9	13:53:00.863	1:05.620	+0.066	21.140	23.190	21.290
6	13:49:42.124	1:06.247	+0.881	21.173	23.537	21.537	10	13:54:07.168	1:06.305	+0.751	21.207	23.406	21.692
7	13:50:47.967	1:05.843	+0.477	21.329	23.124	21.390	(12) Rinus van Kalmthout						
8	13:51:53.617	1:05.650	+0.284	21.062	23.133	21.455	1	13:44:12.939	1:12.215	+6.745	26.275	24.353	21.587
9	13:52:58.983	1:05.366		20.957	23.165	21.244	2	13:45:19.106	1:06.167	+0.697	21.311	23.497	21.359
10	13:54:05.539	1:06.556	+1.190	21.048	23.966	21.542	3	13:46:25.366	1:06.260	+0.790	21.572	23.268	21.420
(88) Mick Wishofer							4	13:47:32.035	1:06.669	+1.199	21.969	23.309	21.391
1	13:44:08.043	1:08.736	+3.063	23.272	23.951	21.513	5	13:48:37.742	1:05.707	+0.237	21.100	23.251	21.356
2	13:45:14.330	1:06.287	+0.614	21.509	23.348	21.430	6	13:49:43.717	1:05.975	+0.505	21.118	23.443	21.414
3	13:46:20.912	1:06.582	+0.909	21.711	23.520	21.351	7	13:50:49.485	1:05.768	+0.298	21.261	23.160	21.347
4	13:47:27.335	1:06.423	+0.750	21.326	23.651	21.446	8	13:51:55.134	1:05.649	+0.179	21.232	23.098	21.319
5	13:48:33.051	1:05.716	+0.043	21.141	23.236	21.339	9	13:53:00.604	1:05.470		21.083	23.112	21.275
6	13:49:39.339	1:06.288	+0.615	21.462	23.450	21.376	10	13:54:07.254	1:06.650	+1.180	21.537	23.462	21.651
7	13:50:45.600	1:06.261	+0.588	21.607	23.263	21.391	(90) Adrien Renaudin						
8	13:51:51.273	1:05.673		21.149	23.240	21.284	1	13:44:08.168	1:08.697	+2.970	23.168	24.053	21.476
9	13:52:57.253	1:05.980	+0.307	21.079	23.524	21.377	2	13:45:15.160	1:06.992	+1.265	22.016	23.605	21.371
10	13:54:05.647	1:08.394	+2.721	22.071	24.026	22.297	3	13:46:22.450	1:07.290	+1.563	21.977	23.769	21.544
(26) Finlay Hutchison							4	13:47:28.623	1:06.173	+0.446	21.510	23.253	21.410
1	13:44:10.228	1:10.406	+4.575	24.491	24.074	21.841	5	13:48:34.898	1:06.275	+0.548	21.158	23.608	21.509
2	13:45:16.611	1:06.383	+0.552	21.667	23.361	21.355	6	13:49:41.858	1:06.960	+1.233	22.063	23.498	21.399
3	13:46:23.165	1:06.554	+0.723	21.270	23.623	21.661	7	13:50:48.383	1:06.525	+0.798	21.879	23.259	21.387
4	13:47:29.192	1:06.027	+0.196	21.300	23.313	21.414	8	13:51:54.140	1:05.757	+0.030	21.179	23.174	21.404
5	13:48:35.141	1:05.949	+0.118	20.956	23.335	21.658	9	13:52:59.867	1:05.727		21.177	23.182	21.368
6	13:49:41.123	1:05.982	+0.151	21.258	23.263	21.461	10	13:54:07.415	1:07.548	+1.821	21.826	23.671	22.051
7	13:50:47.216	1:06.093	+0.262	21.085	23.337	21.671	(81) Jack Martin						
8	13:51:53.087	1:05.871	+0.040	21.037	23.307	21.527	1	13:44:10.562	1:10.554	+4.920	25.084	23.586	21.884
9	13:52:58.918	1:05.831		21.133	23.295	21.403	2	13:45:16.664	1:06.102	+0.468	21.407	23.459	21.236
10	13:54:05.800	1:06.882	+1.051	21.022	24.477	21.383	3	13:46:22.825	1:06.161	+0.527	21.144	23.579	21.438
(94) Max Hofer							4	13:47:29.690	1:06.865	+1.231	21.955	23.526	21.384
1	13:44:07.975	1:08.544	+2.513	22.815	24.137	21.592	5	13:48:36.889	1:07.199	+1.565	21.517	24.259	21.423
2	13:45:15.607	1:07.632	+1.601	22.511	23.784	21.337	6	13:49:44.183	1:07.294	+1.660	21.100	24.081	22.113
3	13:46:21.852	1:06.245	+0.214	21.454	23.407	21.384	7	13:50:50.402	1:06.219	+0.585	21.306	23.548	21.365
4	13:47:28.084	1:06.232	+0.201	21.512	23.375	21.345	8	13:51:56.216	1:05.814	+0.180	21.181	23.212	21.421
							9	13:53:01.909	1:05.693	+0.059	21.048	23.252	21.393
							10	13:54:07.543	1:05.634		21.090	23.254	21.290

Timekeeping M. Wagner:



Clerk of the course Thomas Lainer:

Steward Horst Seidel:

Chief Scrutineer Paul Klaassen:

www.mylaps.com

Licensed to: Motorsport Events



Rotax Euro Challenge 2014 Zuera/Spain

Rotax Juniors

Zuera 1,699 Km

Final

20.07.2014 13:40

Race (10 Laps) started at 13:42:59

Lap	Time of Day	Lap Tm	Diff	S1 Tm	S2 Tm	S3 Tm	Lap	Time of Day	Lap Tm	Diff	S1 Tm	S2 Tm	S3 Tm
(32) Jordan Brown-Nutley													
1	13:44:12.907	1:12.031	+6.484	25.230	25.160	21.641	5	13:48:39.077	1:05.496		21.093	23.125	21.278
2	13:45:19.652	1:06.745	+1.198	21.410	23.879	21.456	6	13:49:46.718	1:07.641	+2.145	21.528	24.639	21.474
3	13:46:25.824	1:06.172	+0.625	21.340	23.296	21.536	7	13:50:52.754	1:06.036	+0.540	21.216	23.500	21.320
4	13:47:32.507	1:06.683	+1.136	21.862	23.384	21.437	8	13:51:58.332	1:05.578	+0.082	21.180	23.057	21.341
5	13:48:38.421	1:05.914	+0.367	21.060	23.209	21.645	9	13:53:03.886	1:05.554	+0.058	21.117	23.093	21.344
6	13:49:44.316	1:05.895	+0.348	21.075	23.352	21.468	10	13:54:09.484	1:05.598	+0.102	21.034	23.178	21.386
7	13:50:51.163	1:06.847	+1.300	21.379	23.869	21.599	(9) Darren Keane						
8	13:51:56.903	1:05.740	+0.193	21.083	23.196	21.461	1	13:44:10.285	1:10.955	+5.130	23.953	24.956	22.046
9	13:53:02.450	1:05.547		21.007	23.103	21.437	2	13:45:18.571	1:08.286	+2.461	21.535	25.149	21.602
10	13:54:08.226	1:05.776	+0.229	21.077	23.269	21.430	3	13:46:25.579	1:07.008	+1.183	21.452	23.356	22.200
							4	13:47:34.886	1:09.307	+3.482	23.431	24.155	21.721
							5	13:48:40.711	1:05.825		21.083	23.281	21.461
							6	13:49:47.172	1:06.461	+0.636	21.122	23.537	21.802
							7	13:50:53.249	1:06.077	+0.252	21.232	23.313	21.532
							8	13:51:59.313	1:06.064	+0.239	21.249	23.289	21.526
							9	13:53:05.155	1:05.842	+0.017	21.152	23.276	21.414
							10	13:54:11.461	1:06.306	+0.481	21.082	23.441	21.783
(21) Andrew Wong													
1	13:44:11.638	1:10.837	+5.207	24.983	24.362	21.492	(104) Javier Gonzalez						
2	13:45:20.034	1:08.396	+2.766	21.505	25.404	21.487	1	13:44:12.262	1:11.809	+6.157	25.044	24.837	21.928
3	13:46:26.516	1:06.482	+0.852	21.386	23.738	21.358	2	13:45:19.238	1:06.976	+1.324	21.378	23.725	21.873
4	13:47:32.901	1:06.385	+0.755	21.356	23.535	21.494	3	13:46:26.570	1:07.332	+1.680	22.066	23.994	21.272
5	13:48:38.682	1:05.781	+0.151	21.134	23.376	21.271	4	13:47:33.252	1:06.682	+1.030	21.797	23.427	21.458
6	13:49:44.530	1:05.848	+0.218	21.105	23.367	21.376	5	13:48:38.904	1:05.652		21.152	23.161	21.339
7	13:50:51.349	1:06.819	+1.189	21.405	23.874	21.540	6	13:49:48.190	1:09.286	+3.634	21.621	26.093	21.572
8	13:51:57.142	1:05.793	+0.163	21.228	23.243	21.322	7	13:50:54.614	1:06.424	+0.772	21.306	23.503	21.615
9	13:53:02.772	1:05.630		21.012	23.270	21.348	8	13:52:00.623	1:06.009	+0.357	21.392	23.196	21.421
10	13:54:08.649	1:05.877	+0.247	21.027	23.259	21.591	9	13:53:06.796	1:06.173	+0.521	21.627	23.212	21.334
(8) Thomas Preining													
1	13:44:19.423	1:19.666	+14.427	33.261	24.973	21.432	10	13:54:13.057	1:06.261	+0.609	21.102	23.688	21.471
2	13:45:24.991	1:05.568	+0.329	21.285	23.054	21.229	(106) Ayrton Simmons						
3	13:46:30.430	1:05.439	+0.200	21.067	23.091	21.281	1	13:44:19.888	1:20.482	+14.810	35.345	23.616	21.521
4	13:47:35.948	1:05.518	+0.279	21.125	23.007	21.386	2	13:45:25.631	1:05.743	+0.071	21.146	23.263	21.334
5	13:48:41.246	1:05.298	+0.059	21.177	22.919	21.202	3	13:46:31.431	1:05.800	+0.128	21.189	23.318	21.293
6	13:49:46.902	1:05.656	+0.417	21.035	23.243	21.378	4	13:47:37.287	1:05.856	+0.184	21.152	23.330	21.374
7	13:50:52.594	1:05.692	+0.453	21.209	23.178	21.305	5	13:48:42.973	1:05.686	+0.014	21.078	23.267	21.341
8	13:51:57.833	1:05.239		21.106	22.923	21.210	6	13:49:48.865	1:05.892	+0.220	21.057	23.431	21.404
9	13:53:03.259	1:05.426	+0.187	21.001	23.219	21.206	7	13:50:54.988	1:06.123	+0.451	21.072	23.588	21.463
10	13:54:08.703	1:05.444	+0.205	20.945	23.075	21.424	8	13:52:00.875	1:05.887	+0.215	21.319	23.230	21.338
(108) Cao Zhuo													
1	13:44:13.177	1:12.746	+7.127	26.996	24.141	21.609	9	13:53:06.547	1:05.672		21.214	23.195	21.263
2	13:45:19.951	1:06.774	+1.155	21.635	23.643	21.496	10	13:54:13.588	1:07.041	+1.369	21.227	24.307	21.507
3	13:46:25.930	1:05.979	+0.360	21.299	23.319	21.361	(31) Daniel Louko						
4	13:47:32.220	1:06.290	+0.671	21.634	23.358	21.298	1	13:44:18.841	1:18.828	+13.239	32.389	24.579	21.860
5	13:48:38.040	1:05.820	+0.201	21.151	23.185	21.484	2	13:45:24.934	1:06.093	+0.504	21.246	23.248	21.599
6	13:49:44.057	1:06.017	+0.398	21.181	23.320	21.516	3	13:46:31.095	1:06.161	+0.572	21.507	23.215	21.439
7	13:50:51.282	1:07.225	+1.606	22.109	23.553	21.563	4	13:47:36.929	1:05.834	+0.245	21.115	23.159	21.560
8	13:51:57.374	1:06.092	+0.473	21.437	23.284	21.371	5	13:48:42.518	1:05.589		20.964	23.114	21.511
9	13:53:02.993	1:05.619		21.032	23.172	21.415	6	13:49:48.655	1:06.137	+0.548	21.032	23.322	21.783
10	13:54:08.927	1:05.934	+0.315	21.155	23.392	21.387	7	13:50:55.483	1:06.828	+1.239	21.322	23.675	21.831
(57) Scott Symons													
1	13:44:10.424	1:10.805	+5.243	24.895	24.013	21.897	8	13:52:01.755	1:06.272	+0.683	21.377	23.108	21.787
2	13:45:18.228	1:07.804	+2.242	21.626	24.404	21.774	9	13:53:07.594	1:05.839	+0.250	21.200	23.135	21.504
3	13:46:23.944	1:05.716	+0.154	21.154	23.295	21.267	10	13:54:13.838	1:06.244	+0.655	20.988	23.702	21.554
4	13:47:30.816	1:06.872	+1.310	21.110	24.379	21.383	(103) Gianfranco Mazzaferro						
5	13:48:36.566	1:05.750	+0.188	21.198	23.280	21.272	1	13:44:13.382	1:13.015	+7.250	26.039	25.134	21.842
6	13:49:43.476	1:06.910	+1.348	21.345	24.212	21.353	2	13:45:19.883	1:06.501	+0.736	21.215	23.727	21.559
7	13:50:51.420	1:07.944	+2.382	21.739	24.491	21.714	3	13:46:27.275	1:07.392	+1.627	21.717	24.295	21.380
8	13:51:57.433	1:06.013	+0.451	21.430	23.286	21.297	4	13:47:34.621	1:07.346	+1.581	21.818	23.895	21.633
9	13:53:03.470	1:06.037	+0.475	21.135	23.640	21.262	5	13:48:40.386	1:05.765		21.132	23.233	21.400
10	13:54:09.032	1:05.562		20.990	23.284	21.288	6	13:49:46.617	1:06.231	+0.466	21.141	23.607	21.483
(87) Nicolas Schoell													
1	13:44:12.702	1:12.102	+6.606	25.924	24.641	21.537	7	13:50:54.843	1:08.226	+2.461	22.555	24.176	21.495
2	13:45:19.050	1:06.348	+0.852	21.128	23.724	21.496	8	13:52:01.904	1:07.061	+1.296	21.543	23.385	22.133
3	13:46:26.910	1:07.860	+2.364	22.537	24.087	21.236	9	13:53:07.920	1:06.016	+0.251	21.325	23.308	21.383
4	13:47:33.581	1:06.671	+1.175	21.917	23.380	21.374	10	13:54:13.891	1:05.971	+0.206	21.070	23.500	21.401

Timekeeping M. Wagner:



Clerk of the course Thomas Lainer:

www.mylaps.com

Steward Horst Seidel:

Chief Scrutineer Paul Klaassen:

Licensed to: Motorsport Events



Rotax Euro Challenge 2014 Zuera/Spain

Rotax Juniors

Zuera 1,699 Km

Final

20.07.2014 13:40

Race (10 Laps) started at 13:42:59

Lap	Time of Day	Lap Tm	Diff	S1 Tm	S2 Tm	S3 Tm	Lap	Time of Day	Lap Tm	Diff	S1 Tm	S2 Tm	S3 Tm
(22) Jakub Bezel													
1	13:44:10.960	1:11.025	+4.910	25.359	24.047	21.619							
2	13:45:19.602	1:08.642	+2.527	22.524	24.536	21.582							
3	13:46:26.545	1:06.943	+0.828	21.667	23.715	21.561							
4	13:47:35.115	1:08.570	+2.455	22.093	24.511	21.966							
5	13:48:41.230	1:06.115		21.211	23.354	21.550							
6	13:49:47.965	1:06.735	+0.620	21.554	23.437	21.744							
7	13:50:55.422	1:07.457	+1.342	21.336	24.155	21.966							
8	13:52:02.330	1:06.908	+0.793	21.950	23.384	21.574							
9	13:53:08.701	1:06.371	+0.256	21.292	23.480	21.599							
10	13:54:14.912	1:06.211	+0.096	21.247	23.364	21.600							

Timekeeping M. Wagner:

Clerk of the course Thomas Lainer:

Steward Horst Seidel:

Chief Scrutineer Paul Klaassen: