



# Rotax Euro Challenge 2014 Laghi/Italy

Rotax Seniors

Laghi / Italy 1,256 Km

Free Practice 1 Odd Numbers

30.05.2014 11:00

Practice (7:00 Time) started at 11:00:01

Pos	No.	Name	Nat.	Chassis	Race Team	Laps	Best Tm	Diff	Gap	In Lap	km/h
1	205	Edward Brand	GBR	Intrepid	Intrepid Driver Program	7	48.997			4	92,283
2	215	Harry Webb	GBR	Tonykart	Strawberry Racing	7	49.080	0.083	0.083	4	92,127
3	303	Guan Yu Zhou	GBR	Tonykart	Strawberry Racing	7	49.248	0.251	0.168	5	91,813
4	289	Brett Ward	GBR	Alonso	Dan Holland Racing	7	49.254	0.257	0.006	6	91,802
5	299	Ilari Pispanen	FIN	Birel	KMS - Birel Motorsport	7	49.482	0.485	0.228	6	91,379
6	325	Charlie Turner	GBR	Tonykart	Protrain	7	49.548	0.551	0.066	2	91,257
7	225	Constantin Schoell	AUT	FA Kart	Dan Holland Racing	8	49.561	0.564	0.013	7	91,233
8	249	Dries Vanthoor	NLD	FA Kart	Team TKP	7	49.714	0.717	0.153	4	90,952
9	207	Oliver Myers	GBR	Tonykart	Coles Racing	8	49.749	0.752	0.035	5	90,888
10	223	Tom Grice	GBR	Tonykart	Coles Racing	7	49.754	0.757	0.005	6	90,879
11	317	Julien Hermouet	FRA	Lenzokart	Kart in Pro	8	49.755	0.758	0.001	7	90,877
12	255	Michael Cool	BEL	Tonykart	Bouvin Power	7	49.760	0.763	0.005	4	90,868
13	301	Yannick De Brabander	BEL	CRG	CRG S.P.A.	8	49.774	0.777	0.014	7	90,843
14	257	Jack Constable	GBR	Tonykart	RL Racing Dept UK Ltd	7	49.776	0.779	0.002	6	90,839
15	227	Josh White	GBR	Tonykart	Coles Racing	7	49.779	0.782	0.003	4	90,833
16	307	Lukasz Bartoszuk	POL	CRG	CRG S.P.A.	8	49.793	0.796	0.014	3	90,808
17	261	Yaro Deckers	NLD	FA Kart	Team TKP	7	49.810	0.813	0.017	6	90,777
18	293	Jaakko Leskela	FIN	Birel	KMS - Birel Motorsport	6	49.902	0.905	0.092	2	90,610
19	241	Edward Tansley	GBR	Tonykart	Coles Racing	8	49.908	0.911	0.006	7	90,599
20	267	Gavin Jonk	NLD	Gillard	PDB Racing Team	8	50.050	1.053	0.142	5	90,342
21	277	Max Renberg	SWE	Tonykart	RS Competition	6	50.078	1.081	0.028	6	90,291
22	259	Anthony Fotia	FRA	Sodikart	Patrick Fotia	8	50.107	1.110	0.029	7	90,239
23	285	Cecile Martini	FRA	Sodikart	Martini Racing	8	50.156	1.159	0.049	7	90,151
24	219	Marie Bakken	NOR	Gillard	PDB Racing Team	8	50.250	1.253	0.094	5	89,982
25	309	Maxence Laurent	FRA	Flandria Kart	Flandria Competition Kart	7	50.458	1.461	0.208	4	89,611
26	321	Christian Gobbi	ITA	Sodikart	Ciao Racing	7	50.464	1.467	0.006	6	89,601
27	233	Petr Shchekochikhin	RUS	Kosmic	Topline Racing	8	50.493	1.496	0.029	5	89,549



# Rotax Euro Challenge 2014 Laghi/Italy

## Rotax Seniors

Laghi / Italy 1,256 Km

### Free Practice 1 Odd Numbers

30.05.2014 11:00

Practice (7:00 Time) started at 11:00:01

Lap	Time of Day	Lap Tm	Diff	S1 Tm	S2 Tm	S3 Tm	Lap	Time of Day	Lap Tm	Diff	S1 Tm	S2 Tm	S3 Tm
<b>(205) Edward Brand</b>													
1	11:02:13.468	<b>50.041</b>	+1.044	17.474	13.365	19.202	1	11:01:58.953	<b>50.590</b>	+0.876	17.579	13.341	19.670
2	11:03:02.717	<b>49.249</b>	+0.252	16.983	13.218	19.048	2	11:02:48.900	<b>49.947</b>	+0.233	17.309	13.380	19.258
3	11:03:51.827	<b>49.110</b>	+0.113	16.928	13.194	18.988	3	11:03:38.720	<b>49.820</b>	+0.106	17.217	13.357	<b>19.246</b>
4	11:04:40.824	<b>48.997</b>		16.883	<b>13.128</b>	<b>18.986</b>	4	11:04:28.434	<b>49.714</b>		<b>17.109</b>	13.315	19.290
5	11:05:37.259	<b>56.435</b>	+7.438	17.429	17.553	21.453	5	11:05:18.160	<b>49.726</b>	+0.012	17.111	<b>13.308</b>	19.307
6	11:06:26.430	<b>49.171</b>	+0.174	16.950	13.139	19.082	6	11:06:08.140	<b>49.980</b>	+0.266	17.294	13.366	19.320
7	11:07:15.813	<b>49.383</b>	+0.386	17.008	13.231	19.144	7	11:06:58.135	<b>49.995</b>	+0.281	17.181	13.320	19.494
<b>(215) Harry Webb</b>													
1	11:02:20.881	<b>49.829</b>	+0.749	17.279	13.345	19.205	1	11:01:54.924	<b>50.870</b>	+1.121	17.823	13.581	19.466
2	11:03:10.225	<b>49.344</b>	+0.264	16.988	13.299	19.057	2	11:02:44.955	<b>50.031</b>	+0.282	17.255	13.396	19.380
3	11:03:59.752	<b>49.527</b>	+0.447	17.044	13.272	19.211	3	11:03:34.730	<b>49.775</b>	+0.026	17.131	13.395	<b>19.249</b>
4	11:04:48.832	<b>49.080</b>		<b>16.897</b>	13.210	<b>18.973</b>	4	11:04:24.928	<b>50.198</b>	+0.449	17.137	13.749	19.312
5	11:05:38.735	<b>49.903</b>	+0.823	17.091	13.258	19.554	5	11:05:14.677	<b>49.749</b>		<b>17.128</b>	<b>13.296</b>	19.325
6	11:06:28.094	<b>49.359</b>	+0.279	16.984	<b>13.204</b>	19.171	6	11:06:04.480	<b>49.803</b>	+0.054	17.147	13.340	19.316
7	11:07:17.342	<b>49.248</b>	+0.168	16.995	13.228	19.025	7	11:06:54.455	<b>49.975</b>	+0.226	17.161	13.348	19.466
8							8	11:07:44.606	<b>50.151</b>	+0.402	17.184	13.415	19.552
<b>(223) Tom Grice</b>													
1	11:02:03.474	<b>50.631</b>	+0.877	17.725	13.479	19.427	1	11:02:03.474	<b>50.631</b>	+0.877	17.725	13.479	19.427
2	11:02:53.616	<b>50.142</b>	+0.388	17.421	13.424	19.297	2	11:02:53.616	<b>50.142</b>	+0.388	17.421	13.424	19.297
3	11:03:43.577	<b>49.961</b>	+0.207	17.286	13.395	19.280	3	11:03:43.577	<b>49.961</b>	+0.207	17.286	13.395	19.280
4	11:04:33.748	<b>50.171</b>	+0.417	17.281	13.475	19.415	4	11:04:33.748	<b>50.171</b>	+0.417	17.281	13.475	19.415
5	11:05:23.886	<b>50.138</b>	+0.384	17.742	<b>13.232</b>	<b>19.164</b>	5	11:05:23.886	<b>50.138</b>	+0.384	17.742	<b>13.232</b>	<b>19.164</b>
6	11:06:13.640	<b>49.754</b>		17.188	13.339	19.227	6	11:06:13.640	<b>49.754</b>		17.188	13.339	19.227
7	11:07:03.450	<b>49.810</b>	+0.056	17.174	13.409	19.227	7	11:07:03.450	<b>49.810</b>	+0.056	17.174	13.409	19.227
<b>(317) Julien Hermouet</b>													
1	11:01:46.861	<b>51.528</b>	+1.773	18.189	13.690	19.649	1	11:01:46.861	<b>51.528</b>	+1.773	18.189	13.690	19.649
2	11:02:38.275	<b>51.414</b>	+1.659	18.307	13.621	19.486	2	11:02:38.275	<b>51.414</b>	+1.659	18.307	13.621	19.486
3	11:03:28.363	<b>50.088</b>	+0.333	17.359	13.385	19.344	3	11:03:28.363	<b>50.088</b>	+0.333	17.359	13.385	19.344
4	11:04:19.071	<b>50.708</b>	+0.953	17.593	13.370	19.745	4	11:04:19.071	<b>50.708</b>	+0.953	17.593	13.370	19.745
5	11:05:09.075	<b>50.004</b>	+0.249	<b>17.203</b>	13.366	19.435	5	11:05:09.075	<b>50.004</b>	+0.249	<b>17.203</b>	13.366	19.435
6	11:06:03.025	<b>53.950</b>	+4.195	18.800	15.719	19.431	6	11:06:03.025	<b>53.950</b>	+4.195	18.800	15.719	19.431
7	11:06:52.780	<b>49.755</b>		17.207	<b>13.266</b>	<b>19.282</b>	7	11:06:52.780	<b>49.755</b>		17.207	<b>13.266</b>	<b>19.282</b>
8	11:07:43.136	<b>50.356</b>	+0.601	17.281	13.605	19.470	8	11:07:43.136	<b>50.356</b>	+0.601	17.281	13.605	19.470
<b>(255) Michael Cool</b>													
1	11:01:57.829	<b>50.591</b>	+0.831	17.714	13.484	19.393	1	11:01:57.829	<b>50.591</b>	+0.831	17.714	13.484	19.393
2	11:02:47.955	<b>50.126</b>	+0.366	17.351	13.399	19.376	2	11:02:47.955	<b>50.126</b>	+0.366	17.351	13.399	19.376
3	11:03:37.864	<b>49.909</b>	+0.149	17.258	13.333	19.318	3	11:03:37.864	<b>49.909</b>	+0.149	17.258	13.333	19.318
4	11:04:27.624	<b>49.760</b>		17.272	<b>13.271</b>	<b>19.217</b>	4	11:04:27.624	<b>49.760</b>		17.272	<b>13.271</b>	<b>19.217</b>
5	11:05:17.577	<b>49.953</b>	+0.193	17.208	13.285	19.460	5	11:05:17.577	<b>49.953</b>	+0.193	17.208	13.285	19.460
6	11:06:07.390	<b>49.813</b>	+0.053	<b>17.190</b>	13.356	19.267	6	11:06:07.390	<b>49.813</b>	+0.053	<b>17.190</b>	13.356	19.267
7	11:06:58.321	<b>50.931</b>	+1.171	17.191	13.409	20.331	7	11:06:58.321	<b>50.931</b>	+1.171	17.191	13.409	20.331
<b>(301) Yannick De Brabander</b>													
1	11:01:58.877	<b>50.898</b>	+1.124	17.535	13.542	19.821	1	11:01:58.877	<b>50.898</b>	+1.124	17.535	13.542	19.821
2	11:02:49.149	<b>50.272</b>	+0.498	17.572	<b>13.348</b>	19.352	2	11:02:49.149	<b>50.272</b>	+0.498	17.572	<b>13.348</b>	19.352
3	11:03:38.999	<b>49.850</b>	+0.076	17.160	13.387	19.303	3	11:03:38.999	<b>49.850</b>	+0.076	17.160	13.387	19.303
4	11:04:28.778	<b>49.779</b>	+0.005	17.188	13.359	<b>19.232</b>	4	11:04:28.778	<b>49.779</b>	+0.005	17.188	13.359	<b>19.232</b>
5	11:05:18.611	<b>49.833</b>	+0.059	<b>17.130</b>	13.358	19.345	5	11:05:18.611	<b>49.833</b>	+0.059	<b>17.130</b>	13.358	19.345
6	11:06:08.969	<b>50.358</b>	+0.584	17.287	13.729	19.342	6	11:06:08.969	<b>50.358</b>	+0.584	17.287	13.729	19.342
7	11:06:58.743	<b>49.774</b>		17.132	13.388	19.254	7	11:06:58.743	<b>49.774</b>		17.132	13.388	19.254
8	11:07:48.798	<b>50.055</b>	+0.281	17.168	13.439	19.448	8	11:07:48.798	<b>50.055</b>	+0.281	17.168	13.439	19.448
<b>(257) Jack Constable</b>													
1	11:02:07.454	<b>50.685</b>	+0.909	17.602	13.445	19.638	1	11:02:07.454	<b>50.685</b>	+0.909	17.602	13.445	19.638
2	11:02:57.588	<b>50.134</b>	+0.358	17.350	13.470	19.314	2	11:02:57.588	<b>50.134</b>	+0.358	17.350	13.470	19.314
3	11:03:47.534	<b>49.946</b>	+0.170	17.233	13.447	<b>19.266</b>	3	11:03:47.534	<b>49.946</b>	+0.170	17.233	13.447	<b>19.266</b>
4	11:04:38.781	<b>51.247</b>	+1.471	17.273	14.309	19.665	4	11:04:38.781	<b>51.247</b>	+1.471	17.273	14.309	19.665
5	11:05:30.722	<b>51.941</b>	+2.165	18.550	13.961	19.430	5	11:05:30.722	<b>51.941</b>	+2.165	18.550	13.961	19.430
6	11:06:20.498	<b>49.776</b>		17.170	<b>13.315</b>	19.291	6	11:06:20.498	<b>49.776</b>		17.170	<b>13.315</b>	19.291
7	11:07:10.598	<b>50.100</b>	+0.324	<b>17.105</b>	13.626	19.369	7	11:07:10.598	<b>50.100</b>	+0.324	<b>17.105</b>	13.626	19.369
<b>(227) Josh White</b>													

Timekeeping M. Wagner:

Clerk of the course Thomas Lainer:

Steward Kris Lambrecht:

Chief Scrutineer Paul Klaassen:



# Rotax Euro Challenge 2014 Laghi/Italy

## Rotax Seniors

## Laghi / Italy 1,256 Km

### Free Practice 1 Odd Numbers

30.05.2014 11:00

### Practice (7:00 Time) started at 11:00:01

Lap	Time of Day	Lap Tm	Diff	S1 Tm	S2 Tm	S3 Tm	Lap	Time of Day	Lap Tm	Diff	S1 Tm	S2 Tm	S3 Tm
1	11:02:11.660	50.221	+0.442	17.646	13.283	19.292	3	11:03:28.208	50.583	+0.476	17.342	13.628	19.613
2	11:03:01.746	50.086	+0.307	17.184	13.384	19.518	4	11:04:18.636	50.428	+0.321	17.279	13.709	19.440
3	11:03:52.278	50.532	+0.753	17.131	13.325	20.076	5	11:05:08.921	50.285	+0.178	17.172	13.627	19.486
4	11:04:42.057	49.779		17.148	13.368	19.263	6	11:05:59.215	50.294	+0.187	17.183	13.513	19.598
5	11:05:32.035	49.978	+0.199	17.262	13.456	19.260	7	11:06:49.322	50.107		17.170	13.416	19.521
6	11:06:21.899	49.864	+0.085	17.129	13.366	19.369	8	11:07:39.693	50.371	+0.264	17.132	13.628	19.611
7	11:07:11.793	49.894	+0.115	17.093	13.388	19.413							
(307) Lukasz Bartoszuk							(285) Cecile Martini						
1	11:01:50.850	55.706	+5.913	18.219	15.472	22.015	1	11:01:55.540	51.377	+1.221	17.908	13.564	19.905
2	11:02:41.182	50.332	+0.539	17.521	13.432	19.379	2	11:02:46.045	50.505	+0.349	17.357	13.489	19.659
3	11:03:30.975	49.793		17.208	13.331	19.254	3	11:03:36.306	50.261	+0.105	17.322	13.486	19.453
4	11:04:22.568	51.593	+1.800	17.287	13.373	20.933	4	11:04:26.849	50.543	+0.387	17.443	13.497	19.603
5	11:05:12.418	49.850	+0.057	17.198	13.350	19.302	5	11:05:18.030	51.181	+1.025	17.372	13.724	20.085
6	11:06:02.317	49.899	+0.106	17.210	13.405	19.284	6	11:06:09.316	51.286	+1.130	17.761	13.947	19.578
7	11:06:52.279	49.962	+0.169	17.199	13.333	19.430	7	11:06:59.472	50.156		17.312	13.415	19.429
8	11:07:42.866	50.587	+0.794	17.284	13.915	19.388	8	11:07:50.898	51.426	+1.270	17.390	14.310	19.726
(261) Yaro Deckers							(219) Marie Bakken						
1	11:02:07.999	51.352	+1.542	17.549	13.523	20.280	1	11:01:48.450	51.929	+1.679	18.318	14.011	19.600
2	11:02:58.227	50.228	+0.418	17.316	13.382	19.530	2	11:02:39.100	50.650	+0.400	17.473	13.566	19.611
3	11:03:48.234	50.007	+0.197	17.196	13.431	19.380	3	11:03:30.124	51.024	+0.774	17.460	13.813	19.751
4	11:04:39.117	50.883	+1.073	17.140	13.529	20.214	4	11:04:20.575	50.451	+0.201	17.416	13.544	19.491
5	11:05:29.946	50.829	+1.019	17.750	13.413	19.666	5	11:05:10.825	50.250		17.288	13.508	19.454
6	11:06:19.756	49.810		17.109	13.396	19.305	6	11:06:01.510	50.685	+0.435	17.533	13.612	19.540
7	11:07:11.066	51.310	+1.500	17.149	14.366	19.795	7	11:06:52.632	51.122	+0.872	17.566	13.531	20.025
							8	11:07:44.522	51.890	+1.640	17.986	13.929	19.975
(293) Jaakko Leskela							(309) Maxence Laurent						
1	11:02:14.303	55.072	+5.170	20.971	14.388	19.713	1	11:02:16.878	50.945	+0.487	17.679	13.582	19.684
2	11:03:04.205	49.902		17.310	13.394	19.198	2	11:03:07.347	50.469	+0.011	17.340	13.488	19.641
3	11:03:54.232	50.027	+0.125	17.116	13.453	19.458	3	11:03:58.057	50.710	+0.252	17.485	13.581	19.644
4	11:04:44.222	49.990	+0.088	17.253	13.465	19.272	4	11:04:48.515	50.458		17.280	13.585	19.593
5	11:05:34.535	50.313	+0.411	17.182	13.687	19.444	5	11:05:39.259	50.744	+0.286	17.341	13.693	19.710
6	11:06:31.270	56.735	+6.833	17.313	13.660	25.762	6	11:06:30.178	50.919	+0.461	17.424	13.610	19.885
							7	11:07:20.824	50.646	+0.188	17.311	13.641	19.694
(241) Edward Tansley							(321) Christian Gobbi						
1	11:01:59.515	50.285	+0.377	17.549	13.455	19.281	1	11:02:12.795	51.557	+1.093	18.221	13.720	19.616
2	11:02:49.529	50.014	+0.106	17.325	13.347	19.342	2	11:03:03.406	50.611	+0.147	17.549	13.565	19.497
3	11:03:39.520	49.991	+0.083	17.151	13.406	19.434	3	11:03:54.628	51.222	+0.758	17.451	13.839	19.932
4	11:04:29.713	50.193	+0.285	17.192	13.434	19.567	4	11:04:45.345	50.717	+0.253	17.427	13.647	19.643
5	11:05:19.632	49.919	+0.011	17.182	13.371	19.366	5	11:05:35.942	50.597	+0.133	17.441	13.532	19.624
6	11:06:09.846	50.214	+0.306	17.166	13.631	19.417	6	11:06:26.406	50.464		17.383	13.561	19.520
7	11:06:59.754	49.908		17.146	13.354	19.408	7	11:07:17.101	50.695	+0.231	17.557	13.437	19.701
8	11:07:50.070	50.316	+0.408	17.227	13.664	19.425							
(267) Gavin Jonk							(233) Petr Shchekochikhin						
1	11:01:49.020	53.536	+3.486	18.688	15.274	19.574	1	11:01:47.233	51.781	+1.288	18.527	13.632	19.622
2	11:02:39.292	50.272	+0.222	17.370	13.501	19.401	2	11:02:38.197	50.964	+0.471	17.804	13.571	19.589
3	11:03:29.596	50.304	+0.254	17.349	13.565	19.390	3	11:03:29.037	50.840	+0.347	17.797	13.464	19.579
4	11:04:19.727	50.131	+0.081	17.265	13.362	19.504	4	11:04:19.970	50.933	+0.440	17.530	13.443	19.960
5	11:05:09.777	50.050		17.217	13.410	19.423	5	11:05:10.463	50.493		17.449	13.436	19.608
6	11:05:59.890	50.113	+0.063	17.337	13.399	19.377	6	11:06:01.205	50.742	+0.249	17.603	13.511	19.628
7	11:06:49.957	50.067	+0.017	17.253	13.388	19.426	7	11:06:51.941	50.736	+0.243	17.676	13.493	19.567
8	11:07:41.238	51.281	+1.231	17.325	13.489	20.467	8	11:07:44.063	52.122	+1.629	17.481	14.733	19.908
(277) Max Renberg							(259) Anthony Fotia						
1	11:01:56.680	50.735	+0.657	17.699	13.558	19.478	1	11:01:46.964	51.775	+1.668	18.552	13.697	19.526
2	11:02:46.977	50.297	+0.219	17.410	13.427	19.460	2	11:02:37.625	50.661	+0.554	17.577	13.513	19.571
3	11:03:37.398	50.421	+0.343	17.455	13.511	19.455							
4	11:04:27.491	50.093	+0.015	17.258	13.433	19.402							
5	11:05:17.824	50.333	+0.255	17.090	13.367	19.876							
6	11:06:07.902	50.078		17.175	13.399	19.504							



# Rotax Euro Challenge 2014 Laghi/Italy

Rotax Seniors

Laghi / Italy 1,256 Km

Free Practice 1 Even Numbers

30.05.2014 11:10

Practice (7:00 Time) started at 11:10:02

Pos	No.	Name	Nat.	Chassis	Race Team	Laps	Best Tm	Diff	Gap	In Lap	km/h
1	222	Lars Lamborelle	NLD	tonykart	Strawberry Racing	7	49.250			3	91,809
2	250	Joseph Reilly	GBR	Tonykart	Strawberry Racing	7	49.341	0.091	0.091	6	91,640
3	204	Martin Mortensen	DNK	Tonykart	RS Competition	7	49.362	0.112	0.021	2	91,601
4	226	Jessica Backman	SWE	Tonykart	Strawberry Racing	7	49.401	0.151	0.039	4	91,529
5	230	Alessandro Trombelli	ITA		Sinergy Motorsport	8	49.453	0.203	0.052	7	91,432
6	228	Nicolas Picot	FRA	Sodikart	Kart Pro Racing	7	49.519	0.269	0.066	4	91,310
7	238	Aavo Talvar	EST	Tonykart	Talvar Racing	7	49.538	0.288	0.019	5	91,275
8	212	Pierce Lehane	GBR	Alonso	Dan Holland Racing	7	49.561	0.311	0.023	5	91,233
9	286	Oberg Viktor	SWE	Gillard	PDB Racing Team	8	49.581	0.331	0.020	5	91,196
10	248	Philip Vollstedt	DNK	Tonykart	RS Competition	7	49.583	0.333	0.002	3	91,193
11	246	Maksim Shtotland	RUS	FA Kart	Mayak Racing	8	49.608	0.358	0.025	7	91,147
12	210	Luke Varley	GBR	Birel	KMS - Birel Motorsport	8	49.646	0.396	0.038	2	91,077
13	234	Julien Falchero	FRA	Kosmic	Sonic Racing Kart	8	49.668	0.418	0.022	5	91,036
14	242	Tom Meijer	NLD	Tonykart	Bouvin Power	7	49.668	0.418		4	91,036
15	302	Claman Demelo	CAN	Intrepid	Intrepid Driver Program	7	49.686	0.436	0.018	4	91,004
16	208	Glenn Van Parijs	BEL	Tonykart	Bouvin Power	7	49.747	0.497	0.061	7	90,892
17	258	Vincent Fraise	FRA	Sodikart	Sodikart	7	49.760	0.510	0.013	7	90,868
18	294	Tsujii Yuto	JPN	Alonso	Dan Holland Racing	8	49.788	0.538	0.028	2	90,817
19	254	Stefan Artner	AUT	Tonykart	Speedway Academy	7	49.822	0.572	0.034	5	90,755
20	320	Filippo Laghi	ITA	Haase	Motor One Racing	5	49.823	0.573	0.001	4	90,753
21	318	Maximilian Schmitt	DEU	Praga	M-Tec Praga Racing	8	49.845	0.595	0.022	5	90,713
22	274	Angelos Malandrinou	GRC	Tonykart	AM Kart Racing Team	7	49.854	0.604	0.009	7	90,697
23	292	Benjamin Bailly	BEL	Tonykart	RS Competition	8	49.861	0.611	0.007	7	90,684
24	260	Sam Smelt	GBR	Kosmic	Aim Motorsport	5	49.871	0.621	0.010	4	90,666
25	310	Juuso Pykalainen	FIN	Tonykart	MPT Racing	7	49.933	0.683	0.062	3	90,553
26	266	Christian Loft	DNK	Tonykart	RS Competition	7	49.965	0.715	0.032	4	90,495
27	220	Abdullah Al Rawahi	ONM	DR	Msport	8	49.993	0.743	0.028	7	90,445
28	252	Glenn Rupp	DEU	Tonykart	RS Competition	7	50.001	0.751	0.008	5	90,430
29	324	Antoni Ptak	POL	Birel	KMS - Birel Motorsport	7	50.054	0.804	0.053	5	90,334
30	218	Petr Bezel	CZE	MS Kart	MS Kart Racing Team	8	50.105	0.855	0.051	6	90,242
31	322	Mirco Rossi	ITA	Haase	Scuderia HF	7	50.174	0.924	0.069	3	90,118
32	316	Natalia Balbo	ITA	Zanardi	Scarpi Racing	7	50.265	1.015	0.091	3	89,955
33	224	Josh Price	GBR	Art GP	Art Grand Prix	1	52.537	3.287	2.272	1	86,065







# Rotax Euro Challenge 2014 Laghi/Italy

Rotax Seniors

Laghi / Italy 1,256 Km

Free Practice 1 Even Numbers

30.05.2014 11:10

Practice (7:00 Time) started at 11:10:02

Lap	Time of Day	Lap Tm	Diff	S1 Tm	S2 Tm	S3 Tm	Lap	Time of Day	Lap Tm	Diff	S1 Tm	S2 Tm	S3 Tm
6	11:15:59.050	50.171	+0.117	17.156	13.524	19.491							
7	11:16:49.472	50.422	+0.368	17.109	13.614	19.699							

(218) Petr Bezel

1	11:11:54.815	50.220	+0.115	17.357	13.506	19.357
2	11:12:45.161	50.346	+0.241	17.199	13.522	19.625
3	11:13:35.307	50.146	+0.041	17.278	13.417	19.451
4	11:14:26.173	50.866	+0.761	17.369	13.489	20.008
5	11:15:16.423	50.250	+0.145	17.352	13.423	19.475
6	11:16:06.528	50.105		17.233	13.455	19.417
7	11:16:56.927	50.399	+0.294	17.305	13.574	19.520
8	11:17:47.248	50.321	+0.216	17.291	13.571	19.459

(322) Mirco Rossi

1	11:12:15.551	50.186	+0.012	17.305	13.463	19.418
2	11:13:05.786	50.235	+0.061	17.349	13.460	19.426
3	11:13:55.960	50.174		17.271	13.502	19.401
4	11:14:46.213	50.253	+0.079	17.235	13.498	19.520
5	11:15:36.555	50.342	+0.168	17.211	13.617	19.514
6	11:16:27.731	51.176	+1.002	17.320	14.220	19.636
7	11:17:18.203	50.472	+0.298	17.418	13.600	19.454

(316) Natalia Balbo

1	11:11:50.407	50.436	+0.171	17.529	13.490	19.417
2	11:12:40.808	50.401	+0.136	17.451	13.503	19.447
3	11:13:31.073	50.265		17.295	13.481	19.489
4	11:14:21.389	50.316	+0.051	17.312	13.488	19.516
5	11:15:11.727	50.338	+0.073	17.241	13.461	19.636
6	11:16:02.534	50.807	+0.542	17.401	13.478	19.928
7	11:16:52.979	50.445	+0.180	17.375	13.505	19.565

(224) Josh Price

1	11:16:03.578	52.537		19.524	13.631	19.382
---	--------------	--------	--	--------	--------	--------

Timekeeping M. Wagner:

Clerk of the course Thomas Lainer:

Steward Kris Lambrecht:

Chief Scrutineer Paul Klaassen:

www.mylaps.com

Licensed to: Motorsport Events



# Rotax Euro Challenge 2014 Laghi/Italy

Rotax Seniors

Laghi / Italy 1,256 Km

Free Practice 2 Odd numbers

30.05.2014 13:00

Practice (7:00 Time) started at 13:00:01

Pos	No.	Name	Nat.	Chassis	Race Team	Laps	Best Tm	Diff	Gap	In Lap	km/h
1	215	Harry Webb	GBR	Tonykart	Strawberry Racing	7	49.066			5	92,153
2	205	Edward Brand	GBR	Intrepid	Intrepid Driver Program	7	49.181	0.115	0.115	6	91,938
3	303	Guan Yu Zhou	GBR	Tonykart	Strawberry Racing	7	49.238	0.172	0.057	3	91,832
4	289	Brett Ward	GBR	Alonso	Dan Holland Racing	7	49.398	0.332	0.160	5	91,534
5	299	Ilari Pispanen	FIN	Birel	KMS - Birel Motorsport	7	49.427	0.361	0.029	4	91,480
6	325	Charlie Turner	GBR	Tonykart	Protrain	7	49.454	0.388	0.027	6	91,430
7	227	Josh White	GBR	Tonykart	Coles Racing	7	49.486	0.420	0.032	5	91,371
8	307	Lukasz Bartoszek	POL	CRG	CRG S.P.A.	8	49.571	0.505	0.085	8	91,215
9	249	Dries Vanthoor	NLD	FA Kart	Team TKP	7	49.571	0.505		5	91,215
10	223	Tom Grice	GBR	Tonykart	Coles Racing	7	49.579	0.513	0.008	6	91,200
11	261	Yaro Deckers	NLD	FA Kart	Team TKP	7	49.611	0.545	0.032	5	91,141
12	241	Edward Tansley	GBR	Tonykart	Coles Racing	7	49.619	0.553	0.008	3	91,126
13	255	Michael Cool	BEL	Tonykart	Bouvin Power	7	49.650	0.584	0.031	4	91,069
14	225	Constantin Schoell	AUT	FA Kart	Dan Holland Racing	8	49.668	0.602	0.018	5	91,036
15	317	Julien Hermouet	FRA	Lenzokart	Kart in Pro	7	49.711	0.645	0.043	5	90,958
16	319	Xavier Pozzoli	FRA	Kosmic	Sonic Racing Kart	7	49.714	0.648	0.003	7	90,952
17	207	Oliver Myers	GBR	Tonykart	Coles Racing	7	49.751	0.685	0.037	5	90,885
18	301	Yannick De Brabander	BEL	CRG	CRG S.P.A.	7	49.793	0.727	0.042	3	90,808
19	277	Max Renberg	SWE	Tonykart	RS Competition	6	49.847	0.781	0.054	2	90,710
20	305	Marco Mazzantini	ITA	Righetti Ridol	Gold Kart Racing Team	8	49.886	0.820	0.039	8	90,639
21	257	Jack Constable	GBR	Tonykart	RL Racing Dept UK Ltd	7	50.011	0.945	0.125	6	90,412
22	267	Gavin Jonk	NLD	Gillard	PDB Racing Team	7	50.014	0.948	0.003	4	90,407
23	259	Anthony Fotia	FRA	Sodikart	Patrick Fotia	7	50.180	1.114	0.166	3	90,108
24	285	Cecile Martini	FRA	Sodikart	Martini Racing	7	50.256	1.190	0.076	5	89,971
25	219	Marie Bakken	NOR	Gillard	PDB Racing Team	8	50.264	1.198	0.008	4	89,957
26	233	Petr Shchekochikhin	RUS	Kosmic	Topline Racing	8	50.388	1.322	0.124	7	89,736
27	321	Christian Gobbi	ITA	Sodikart	Ciao Racing	7	50.470	1.404	0.082	7	89,590
28	309	Maxence Laurent	FRA	Flandria Kart	Flandria Competition Kart	8	50.549	1.483	0.079	7	89,450





# Rotax Euro Challenge 2014 Laghi/Italy

## Rotax Seniors

## Laghi / Italy 1,256 Km

### Free Practice 2 Odd numbers

30.05.2014 13:00

### Practice (7:00 Time) started at 13:00:01

Lap	Time of Day	Lap Tm	Diff	S1 Tm	S2 Tm	S3 Tm	Lap	Time of Day	Lap Tm	Diff	S1 Tm	S2 Tm	S3 Tm		
(215) Harry Webb															
1	13:02:25.599	49.679	+0.613	17.173	13.284	19.222	2	13:02:32.836	50.160	+0.589	17.427	13.462	19.271		
2	13:03:19.857	54.258	+5.192	21.854	13.315	19.089	3	13:03:22.506	49.670	+0.099	17.159	13.368	19.143		
3	13:04:09.032	49.175	+0.109	16.947	13.153	19.075	4	13:04:12.145	49.639	+0.068	17.182	13.237	19.220		
4	13:04:59.079	50.047	+0.981	16.901	13.182	19.964	5	13:05:01.823	49.678	+0.107	17.154	13.300	19.224		
5	13:05:48.145	49.066		16.827	13.205	19.034	6	13:05:51.470	49.647	+0.076	17.156	13.269	19.222		
6	13:06:37.394	49.249	+0.183	16.875	13.214	19.160	7	13:06:41.184	49.714	+0.143	17.144	13.307	19.263		
7	13:07:26.780	49.386	+0.320	17.177	13.178	19.031	8	13:07:30.755	49.571		17.126	13.326	19.119		
(205) Edward Brand															
1	13:02:27.816	59.193	+10.012	23.780	16.161	19.252	(249) Dries Vanthoor								
2	13:03:17.028	49.212	+0.031	17.016	13.184	19.012	1	13:02:17.532	52.348	+2.777	19.473	13.596	19.279		
3	13:04:06.341	49.313	+0.132	17.019	13.147	19.147	2	13:03:07.499	49.967	+0.396	17.096	13.669	19.202		
4	13:05:00.370	54.029	+4.848	16.953	13.164	23.912	3	13:03:57.140	49.641	+0.070	17.145	13.290	19.206		
5	13:05:49.643	49.273	+0.092	17.102	13.161	19.010	4	13:04:46.995	49.855	+0.284	17.177	13.380	19.298		
6	13:06:38.824	49.181		16.889	13.182	19.110	5	13:05:36.566	49.571		17.101	13.276	19.194		
7	13:07:28.044	49.220	+0.039	16.963	13.188	19.069	6	13:06:26.240	49.674	+0.103	17.141	13.305	19.228		
(303) Guan Yu Zhou															
1	13:02:22.455	58.291	+9.053	22.281	16.554	19.456	7	13:07:16.043	49.803	+0.232	17.115	13.399	19.289		
2	13:03:12.048	49.593	+0.355	17.103	13.167	19.323	(223) Tom Grice								
3	13:04:01.286	49.238		16.899	13.100	19.239	1	13:02:26.001	59.824	+10.245	21.698	15.822	22.304		
4	13:04:50.876	49.590	+0.352	16.973	13.119	19.498	2	13:03:16.083	50.082	+0.503	17.372	13.414	19.296		
5	13:05:40.152	49.276	+0.038	16.960	13.265	19.051	3	13:04:05.784	49.701	+0.122	17.120	13.312	19.269		
6	13:06:29.689	49.537	+0.299	17.037	13.196	19.304	4	13:04:55.527	49.743	+0.164	17.074	13.315	19.354		
7	13:07:18.940	49.251	+0.013	16.937	13.241	19.073	5	13:05:45.266	49.739	+0.160	17.124	13.312	19.303		
(289) Brett Ward															
1	13:02:19.665	50.566	+1.168	17.952	13.408	19.206	6	13:06:34.845	49.579		17.037	13.293	19.249		
2	13:03:09.078	49.413	+0.015	17.077	13.222	19.114	7	13:07:24.765	49.920	+0.341	17.173	13.347	19.400		
3	13:03:58.822	49.744	+0.346	17.244	13.399	19.101	(261) Yaro Deckers								
4	13:04:48.314	49.492	+0.094	16.991	13.162	19.339	1	13:02:20.385	51.488	+1.877	18.186	13.968	19.334		
5	13:05:37.712	49.398		17.036	13.249	19.113	2	13:03:10.749	50.364	+0.753	17.195	13.398	19.771		
6	13:06:27.192	49.480	+0.082	17.087	13.256	19.137	3	13:04:00.444	49.695	+0.084	17.075	13.363	19.257		
7	13:07:16.654	49.462	+0.064	17.021	13.302	19.139	4	13:04:50.266	49.822	+0.211	17.056	13.492	19.274		
(299) Ilari Pismanen															
1	13:02:23.280	58.830	+9.403	22.220	17.241	19.369	5	13:05:39.877	49.611		17.045	13.347	19.219		
2	13:03:12.913	49.633	+0.206	17.208	13.306	19.119	6	13:06:29.851	49.974	+0.363	17.050	13.335	19.589		
3	13:04:02.482	49.569	+0.142	16.985	13.396	19.188	7	13:07:19.491	49.640	+0.029	17.046	13.375	19.219		
4	13:04:51.909	49.427		16.973	13.255	19.199	(241) Edward Tansley								
5	13:05:50.163	58.254	+8.827	17.144	15.642	25.468	1	13:02:17.823	52.204	+2.585	18.645	14.336	19.223		
6	13:06:39.612	49.449	+0.022	17.030	13.304	19.115	2	13:03:07.971	50.148	+0.529	17.283	13.459	19.406		
7	13:07:29.412	49.800	+0.373	17.093	13.495	19.212	3	13:03:57.590	49.619		17.146	13.270	19.203		
(325) Charlie Turner															
1	13:02:25.530	55.886	+6.432	18.370	13.786	23.730	4	13:04:47.364	49.774	+0.155	17.179	13.264	19.331		
2	13:03:17.556	52.026	+2.572	19.089	13.767	19.170	5	13:05:38.689	51.325	+1.706	18.694	13.285	19.346		
3	13:04:07.109	49.553	+0.099	17.082	13.293	19.178	6	13:06:28.629	49.940	+0.321	17.253	13.341	19.346		
4	13:04:56.613	49.504	+0.050	17.081	13.245	19.178	7	13:07:18.497	49.868	+0.249	17.196	13.342	19.330		
5	13:05:46.072	49.459	+0.005	17.057	13.288	19.114	(255) Michael Cool								
6	13:06:35.526	49.454		17.035	13.334	19.085	1	13:02:18.185	52.186	+2.536	18.584	14.160	19.442		
7	13:07:25.179	49.653	+0.199	17.122	13.252	19.279	2	13:03:08.355	50.170	+0.520	17.377	13.274	19.519		
(227) Josh White															
1	13:02:26.551	1:00.904	+11.418	18.090	14.934	27.880	3	13:03:58.066	49.711	+0.061	17.251	13.253	19.207		
2	13:03:16.331	49.780	+0.294	17.304	13.304	19.172	4	13:04:47.716	49.650		17.175	13.282	19.193		
3	13:04:07.974	51.643	+2.157	17.108	13.364	21.171	5	13:05:37.453	49.737	+0.087	17.195	13.346	19.196		
4	13:04:57.538	49.564	+0.078	17.066	13.284	19.214	6	13:06:27.588	50.135	+0.485	17.240	13.623	19.272		
5	13:05:47.024	49.486		16.998	13.258	19.230	7	13:07:17.403	49.815	+0.165	17.235	13.325	19.255		
6	13:06:36.758	49.734	+0.248	17.063	13.476	19.195	(225) Constantin Schoell								
7	13:07:26.467	49.709	+0.223	17.094	13.311	19.304	1	13:01:48.872	50.385	+0.717	17.540	13.540	19.305		
(307) Lukasz Bartoszuk															
1	13:01:42.676	50.441	+0.870	17.529	13.456	19.456	2	13:02:38.954	50.082	+0.414	17.241	13.545	19.296		
							3	13:03:28.971	50.017	+0.349	17.267	13.462	19.288		
							4	13:04:18.720	49.749	+0.081	17.108	13.331	19.310		
							5	13:05:08.388	49.668		17.113	13.293	19.262		
							6	13:05:58.465	50.077	+0.409	17.132	13.375	19.570		
							7	13:06:48.394	49.929	+0.261	17.176	13.373	19.380		
							8	13:07:38.272	49.878	+0.210	17.195	13.322	19.361		
(317) Julien Hermouet															
							1	13:02:20.665	51.452	+1.741	18.026	14.098	19.328		
							2	13:03:11.000	50.335	+0.624	17.150	13.291	19.894		





Rotax Euro Challenge 2014 Laghi/Italy

Rotax Seniors

Laghi / Italy 1,256 Km

Free Practice 2 Odd numbers

30.05.2014 13:00

Practice (7:00 Time) started at 13:00:01

Table with columns: Lap, Time of Day, Lap Tm, Diff, S1 Tm, S2 Tm, S3 Tm. Rows 3-7 showing lap times for various drivers.

(319) Xavier Pozzoli. Table with columns: Lap, Time of Day, Lap Tm, Diff, S1 Tm, S2 Tm, S3 Tm. Rows 1-7 showing lap times.

(207) Oliver Myers. Table with columns: Lap, Time of Day, Lap Tm, Diff, S1 Tm, S2 Tm, S3 Tm. Rows 1-7 showing lap times.

(301) Yannick De Brabander. Table with columns: Lap, Time of Day, Lap Tm, Diff, S1 Tm, S2 Tm, S3 Tm. Rows 1-7 showing lap times.

(277) Max Renberg. Table with columns: Lap, Time of Day, Lap Tm, Diff, S1 Tm, S2 Tm, S3 Tm. Rows 1-6 showing lap times.

(305) Marco Mazzantini. Table with columns: Lap, Time of Day, Lap Tm, Diff, S1 Tm, S2 Tm, S3 Tm. Rows 1-8 showing lap times.

(257) Jack Constable. Table with columns: Lap, Time of Day, Lap Tm, Diff, S1 Tm, S2 Tm, S3 Tm. Rows 1-7 showing lap times.

(267) Gavin Jonk. Table with columns: Lap, Time of Day, Lap Tm, Diff, S1 Tm, S2 Tm, S3 Tm. Rows 1-5 showing lap times.

Table with columns: Lap, Time of Day, Lap Tm, Diff, S1 Tm, S2 Tm, S3 Tm. Rows 6-7 showing lap times.

(259) Anthony Fotia. Table with columns: Lap, Time of Day, Lap Tm, Diff, S1 Tm, S2 Tm, S3 Tm. Rows 1-7 showing lap times.

(285) Cecile Martini. Table with columns: Lap, Time of Day, Lap Tm, Diff, S1 Tm, S2 Tm, S3 Tm. Rows 1-7 showing lap times.

(219) Marie Bakken. Table with columns: Lap, Time of Day, Lap Tm, Diff, S1 Tm, S2 Tm, S3 Tm. Rows 1-8 showing lap times.

(233) Petr Shchekochikhin. Table with columns: Lap, Time of Day, Lap Tm, Diff, S1 Tm, S2 Tm, S3 Tm. Rows 1-8 showing lap times.

(321) Christian Gobbi. Table with columns: Lap, Time of Day, Lap Tm, Diff, S1 Tm, S2 Tm, S3 Tm. Rows 1-7 showing lap times.

(309) Maxence Laurent. Table with columns: Lap, Time of Day, Lap Tm, Diff, S1 Tm, S2 Tm, S3 Tm. Rows 1-8 showing lap times.

Timekeeping M. Wagner:

Clerk of the course Thomas Lainer:

www.mylaps.com

Steward Kris Lambrecht:

Chief Scrutineer Paul Klaassen:

Licensed to: Motorsport Events



# Rotax Euro Challenge 2014 Laghi/Italy

Rotax Seniors

Laghi / Italy 1,256 Km

Free Practice 2 Even numbers

30.05.2014 13:10

Practice (7:00 Time) started at 13:10:03

Pos	No.	Name	Nat.	Chassis	Race Team	Laps	Best Tm	Diff	Gap	In Lap	km/h
1	222	Lars Lamborelle	NLD	tonykart	Strawberry Racing	5	49.109			2	92,073
2	250	Joseph Reilly	GBR	Tonykart	Strawberry Racing	7	49.158	0.049	0.049	2	91,981
3	248	Philip Vollstedt	DNK	Tonykart	RS Competition	7	49.247	0.138	0.089	2	91,815
4	212	Pierce Lehane	GBR	Alonso	Dan Holland Racing	6	49.254	0.145	0.007	3	91,802
5	210	Luke Varley	GBR	Birel	KMS - Birel Motorsport	6	49.256	0.147	0.002	3	91,798
6	302	Claman Demelo	CAN	Intrepid	Intrepid Driver Program	7	49.267	0.158	0.011	3	91,777
7	226	Jessica Backman	SWE	Tonykart	Strawberry Racing	8	49.282	0.173	0.015	3	91,750
8	230	Alessandro Trombelli	ITA		Sinergy Motorsport	8	49.327	0.218	0.045	5	91,666
9	244	Luke Knott	GBR	Tonykart	RL Racing Dept UK Ltd	7	49.390	0.281	0.063	1	91,549
10	246	Maksim Shtotland	RUS	FA Kart	Mayak Racing	8	49.409	0.300	0.019	2	91,514
11	238	Aavo Talvar	EST	Tonykart	Talvar Racing	7	49.422	0.313	0.013	1	91,490
12	204	Martin Mortensen	DNK	Tonykart	RS Competition	7	49.431	0.322	0.009	1	91,473
13	228	Nicolas Picot	FRA	Sodikart	Kart Pro Racing	7	49.447	0.338	0.016	4	91,443
14	224	Josh Price	GBR	Art GP	Art Grand Prix	7	49.491	0.382	0.044	4	91,362
15	208	Glenn Van Parijs	BEL	Tonykart	Bouvin Power	7	49.528	0.419	0.037	4	91,294
16	292	Benjamin Bailly	BEL	Tonykart	RS Competition	7	49.565	0.456	0.037	5	91,226
17	294	Tsujii Yuto	JPN	Alonso	Dan Holland Racing	7	49.569	0.460	0.004	1	91,218
18	286	Oberg Viktor	SWE	Gillard	PDB Racing Team	8	49.586	0.477	0.017	6	91,187
19	234	Julien Falchero	FRA	Kosmic	Sonic Racing Kart	8	49.605	0.496	0.019	5	91,152
20	316	Natalia Balbo	ITA	Zanardi	Scarpi Racing	8	49.610	0.501	0.005	2	91,143
21	320	Filippo Laghi	ITA	Haase	Motor One Racing	7	49.635	0.526	0.025	2	91,097
22	242	Tom Meijer	NLD	Tonykart	Bouvin Power	8	49.655	0.546	0.020	4	91,060
23	220	Abdullah Al Rawahi	ONM	DR	Msport	7	49.678	0.569	0.023	3	91,018
24	258	Vincent Fraise	FRA	Sodikart	Sodikart	7	49.700	0.591	0.022	2	90,978
25	310	Juuso Pykalainen	FIN	Tonykart	MPT Racing	7	49.731	0.622	0.031	4	90,921
26	218	Petr Bezel	CZE	MS Kart	MS Kart Racing Team	8	49.769	0.660	0.038	3	90,852
27	252	Glenn Rupp	DEU	Tonykart	RS Competition	7	49.774	0.665	0.005	2	90,843
28	324	Antoni Ptak	POL	Birel	KMS - Birel Motorsport	8	49.829	0.720	0.055	3	90,742
29	260	Sam Smelt	GBR	Kosmic	Aim Motorsport	4	49.852	0.743	0.023	1	90,700
30	266	Christian Loft	DNK	Tonykart	RS Competition	7	49.856	0.747	0.004	3	90,693
31	274	Angelos Malandrinou	GRC	Tonykart	AM Kart Racing Team	8	49.998	0.889	0.142	6	90,436
32	318	Maximilian Schmitt	DEU	Praga	M-Tec Praga Racing	8	50.101	0.992	0.103	3	90,250
33	254	Stefan Artner	AUT	Tonykart	Speedway Academy	8	50.126	1.017	0.025	2	90,205
34	322	Mirco Rossi	ITA	Haase	Scuderia HF					0	-

Timekeeping M. Wagner:



Clerk of the course Thomas Lainer:

Steward Kris Lambrecht:

Chief Scrutineer Paul Klaassen:

[www.mylaps.com](http://www.mylaps.com)

Licensed to: Motorsport Events

# Rotax Euro Challenge 2014 Laghi/Italy

Rotax Seniors

Laghi / Italy 1,256 Km

Free Practice 2 Even numbers

30.05.2014 13:10

Practice (7:00 Time) started at 13:10:03

Lap	Time of Day	Lap Tm	Diff	S1 Tm	S2 Tm	S3 Tm	Lap	Time of Day	Lap Tm	Diff	S1 Tm	S2 Tm	S3 Tm
(222) Lars Lamborelle													
1	13:12:04.646	49.346	+0.237	17.123	13.271	18.952	5	13:15:03.415	<b>49.327</b>		16.951	13.219	19.157
2	13:12:53.755	<b>49.109</b>		17.022	13.135	18.952	6	13:16:00.066	56.651	+7.324	17.039	15.104	24.508
3	13:13:42.881	49.126	+0.017	16.988	13.162	18.976	7	13:16:49.872	49.806	+0.479	17.068	13.276	19.462
4	13:14:32.096	49.215	+0.106	17.045	13.199	18.971	8	13:17:39.479	49.607	+0.280	17.091	13.301	19.215
5	13:15:23.574	51.478	+2.369	17.046	13.245	21.187	(244) Luke Knott						
1	13:12:09.207												
2	13:12:58.645												
3	13:13:48.399												
4	13:14:37.825												
5	13:15:27.314												
6	13:16:17.057												
7	13:17:06.915												
(246) Maksim Shtotland													
1	13:11:56.942												
2	13:12:46.351												
3	13:13:36.155												
4	13:14:25.722												
5	13:15:15.375												
6	13:16:05.019												
7	13:16:54.610												
8	13:17:44.411												
(238) Aavo Talvar													
1	13:12:12.836												
2	13:13:02.353												
3	13:13:51.894												
4	13:14:41.416												
5	13:15:31.130												
6	13:16:20.836												
7	13:17:10.630												
(204) Martin Mortensen													
1	13:12:17.004												
2	13:13:06.549												
3	13:13:56.060												
4	13:14:45.528												
5	13:15:35.107												
6	13:16:25.065												
7	13:17:14.818												
(208) Glenn Van Parijs													
1	13:12:02.472												
2	13:12:52.086												
3	13:13:41.707												
4	13:14:31.235												
5	13:15:22.355												
(226) Jessica Backman													
1	13:11:56.427												
2	13:12:45.771												
3	13:13:35.053												
4	13:14:24.624												
5	13:15:14.126												
6	13:16:03.834												
7	13:16:53.561												
8	13:17:43.185												
(224) Josh Price													
1	13:12:19.355												
2	13:13:08.867												
3	13:13:58.450												
4	13:14:47.941												
5	13:15:37.552												
6	13:16:28.124												
7	13:17:17.783												
(210) Luke Varley													
1	13:11:51.655												
2	13:12:41.001												
3	13:13:30.257												
4	13:14:19.876												
5	13:15:09.310												
6	13:15:58.906												
(212) Pierce Lehane													
1	13:12:01.907												
2	13:12:51.400												
3	13:13:40.654												
4	13:14:29.922												
5	13:15:19.698												
6	13:16:09.216												
(201) Martin Mortensen													
1	13:12:17.004												
2	13:13:06.549												
3	13:13:56.060												
4	13:14:45.528												
5	13:15:35.107												
6	13:16:25.065												
7	13:17:14.818												
(208) Glenn Van Parijs													
1	13:12:02.472												
2	13:12:52.086												
3	13:13:41.707												
4	13:14:31.235												
5	13:15:22.355												
(228) Nicolas Picot													
1	13:12:06.879												
2	13:12:56.327												
3	13:13:45.950												
4	13:14:35.397												
5	13:15:24.943												
6	13:16:14.620												
7	13:17:04.196												
(302) Claman Demelo													
1	13:12:05.292												
2	13:12:54.576												
3	13:13:43.843												
4	13:14:33.111												
5	13:15:22.714												
6	13:16:18.016												
7	13:17:07.529												
(230) Alessandro Trombelli													
1	13:11:41.685												
2	13:12:31.066												
3	13:13:20.483												
4	13:14:14.088												
(228) Nicolas Picot													
1	13:12:06.879												
2	13:12:56.327												
3	13:13:45.950												
4	13:14:35.397												
5	13:15:24.943												
6	13:16:14.620												
7	13:17:04.196												
(224) Josh Price													
1	13:12:19.355												
2	13:13:08.867												
3	13:13:58.450												
4	13:14:47.941												
5	13:15:37.552												
6	13:16:28.124												
7	13:17:17.783												
(210) Martin Mortensen													
1	13:12:17.004												
2	13:13:06.549												
3	13:13:56.060												
4	13:14:45.528												
5	13:15:35.107												
6	13:16:25.065												
7	13:17:14.818												
(208) Glenn Van Parijs													
1	13:12:02.472												
2	13:12:52.086												
3	13:13:41.707												
4	13:14:31.235												
5	13:15:22.355												



# Rotax Euro Challenge 2014 Laghi/Italy

## Rotax Seniors

## Laghi / Italy 1,256 Km

### Free Practice 2 Even numbers

30.05.2014 13:10

Practice (7:00 Time) started at 13:10:03

Lap	Time of Day	Lap Tm	Diff	S1 Tm	S2 Tm	S3 Tm
6	13:16:12.461	<b>50.106</b>	+0.578	17.567	13.326	19.213
7	13:17:02.581	<b>50.120</b>	+0.592	17.348	13.411	19.361

(292) Benjamin Bailly

1	13:12:13.908	<b>49.957</b>	+0.392	17.284	13.397	19.276
2	13:13:03.627	<b>49.719</b>	+0.154	17.125	13.364	19.230
3	13:13:58.605	<b>54.978</b>	+5.413	17.127	14.116	23.735
4	13:14:48.325	<b>49.720</b>	+0.155	17.273	<b>13.300</b>	<b>19.147</b>
5	13:15:37.890	<b>49.565</b>		<b>17.064</b>	13.327	19.174
6	13:16:27.733	<b>49.843</b>	+0.278	17.134	13.484	19.225
7	13:17:17.450	<b>49.717</b>	+0.152	17.066	13.339	19.312

(294) Tsujii Yuto

1	13:12:08.158	<b>49.569</b>		17.110	<b>13.267</b>	19.192
2	13:12:57.919	<b>49.761</b>	+0.192	17.140	13.441	19.180
3	13:13:47.507	<b>49.588</b>	+0.019	17.043	13.378	<b>19.167</b>
4	13:14:37.138	<b>49.631</b>	+0.062	17.113	13.339	19.179
5	13:15:26.806	<b>49.668</b>	+0.099	<b>17.038</b>	13.376	19.254
6	13:16:16.704	<b>49.898</b>	+0.329	17.142	13.410	19.346
7	13:17:06.536	<b>49.832</b>	+0.263	17.087	13.434	19.311

(286) Oberg Viktor

1	13:11:46.513	<b>49.945</b>	+0.359	17.329	13.297	19.319
2	13:12:36.299	<b>49.786</b>	+0.200	17.170	13.328	19.288
3	13:13:25.888	<b>49.589</b>	+0.003	17.124	13.237	<b>19.228</b>
4	13:14:20.263	<b>54.375</b>	+4.789	17.149	13.430	23.796
5	13:15:09.882	<b>49.619</b>	+0.033	17.158	<b>13.209</b>	19.252
6	13:15:59.468	<b>49.586</b>		<b>17.034</b>	13.237	19.315
7	13:16:49.337	<b>49.869</b>	+0.283	17.239	13.319	19.311
8	13:17:39.102	<b>49.765</b>	+0.179	17.158	13.294	19.313

(234) Julien Falchero

1	13:11:54.756	<b>50.125</b>	+0.520	17.501	13.384	19.240
2	13:12:44.733	<b>49.977</b>	+0.372	17.299	13.385	19.293
3	13:13:34.417	<b>49.684</b>	+0.079	17.357	<b>13.232</b>	<b>19.095</b>
4	13:14:24.121	<b>49.704</b>	+0.099	17.174	13.250	19.280
5	13:15:13.726	<b>49.605</b>		<b>17.132</b>	13.274	19.199
6	13:16:04.049	<b>50.323</b>	+0.718	17.224	13.345	19.754
7	13:16:54.149	<b>50.100</b>	+0.495	17.247	13.470	19.383
8	13:17:44.373	<b>50.224</b>	+0.619	17.202	13.387	19.635

(316) Natalia Balbo

1	13:11:42.537	<b>49.801</b>	+0.191	17.258	13.335	19.208
2	13:12:32.147	<b>49.610</b>		<b>17.072</b>	13.342	<b>19.196</b>
3	13:13:21.776	<b>49.629</b>	+0.019	17.087	<b>13.295</b>	19.247
4	13:14:11.753	<b>49.977</b>	+0.367	17.105	13.383	19.489
5	13:15:03.854	<b>52.101</b>	+2.491	17.293	14.459	20.349
6	13:15:54.059	<b>50.205</b>	+0.595	17.110	13.677	19.418
7	13:16:43.984	<b>49.925</b>	+0.315	17.168	13.452	19.305
8	13:17:33.911	<b>49.927</b>	+0.317	17.153	13.394	19.380

(320) Filippo Laghi

1	13:12:14.153	<b>49.760</b>	+0.125	17.302	13.342	<b>19.116</b>
2	13:13:03.788	<b>49.635</b>		17.096	13.348	19.191
3	13:13:53.810	<b>50.022</b>	+0.387	17.133	13.679	19.210
4	13:14:43.469	<b>49.659</b>	+0.024	17.089	13.335	19.235
5	13:15:33.248	<b>49.779</b>	+0.144	<b>17.063</b>	13.444	19.272
6	13:16:28.716	<b>55.468</b>	+5.833	20.135	15.860	19.473
7	13:17:18.367	<b>49.651</b>	+0.016	17.086	<b>13.319</b>	19.246

(242) Tom Meijer

1	13:12:02.706	<b>49.692</b>	+0.037	17.295	13.222	19.175
2	13:12:52.388	<b>49.682</b>	+0.027	17.219	13.342	<b>19.121</b>
3	13:13:42.326	<b>49.938</b>	+0.283	17.138	<b>13.212</b>	19.588
4	13:14:31.981	<b>49.655</b>		<b>17.124</b>	13.308	19.223
5	13:15:22.443	<b>50.462</b>	+0.807	17.351	13.259	19.852

Lap	Time of Day	Lap Tm	Diff	S1 Tm	S2 Tm	S3 Tm
6	13:16:12.389	<b>49.946</b>	+0.291	17.308	13.268	19.370
7	13:17:02.335	<b>49.946</b>	+0.291	17.255	13.370	19.321
8	13:17:52.221	<b>49.886</b>	+0.231	17.232	13.312	19.342

(220) Abdullah Al Rawahi

1	13:12:05.976	<b>50.367</b>	+0.689	17.740	13.362	19.265
2	13:12:56.621	<b>50.645</b>	+0.967	17.654	13.639	19.352
3	13:13:46.299	<b>49.678</b>		17.131	<b>13.345</b>	<b>19.202</b>
4	13:14:36.116	<b>49.817</b>	+0.139	17.204	13.369	19.244
5	13:16:01.180	<b>1:25.064</b>	+35.386	52.148	13.516	19.400
6	13:16:51.163	<b>49.983</b>	+0.305	<b>17.095</b>	13.555	19.333
7	13:17:41.016	<b>49.853</b>	+0.175	17.185	13.426	19.242

(258) Vincent Fraisse

1	13:12:06.243	<b>49.737</b>	+0.037	17.126	13.348	<b>19.263</b>
2	13:12:55.943	<b>49.700</b>		17.084	<b>13.274</b>	19.342
3	13:13:46.087	<b>50.144</b>	+0.444	<b>17.059</b>	13.420	19.665
4	13:14:36.002	<b>49.915</b>	+0.215	17.077	13.372	19.466
5	13:15:25.906	<b>49.904</b>	+0.204	17.118	13.345	19.441
6	13:16:18.475	<b>52.569</b>	+2.869	17.127	13.572	21.870
7	13:17:08.363	<b>49.888</b>	+0.188	17.129	13.342	19.417

(310) Juuso Pykalainen

1	13:12:16.641	<b>50.540</b>	+0.809	17.946	13.398	<b>19.196</b>
2	13:13:06.909	<b>50.268</b>	+0.537	17.197	13.783	19.288
3	13:13:56.817	<b>49.908</b>	+0.177	17.224	13.360	19.324
4	13:14:46.548	<b>49.731</b>		17.158	13.343	19.230
5	13:15:36.281	<b>49.733</b>	+0.002	<b>17.156</b>	<b>13.301</b>	19.276
6	13:16:26.259	<b>49.978</b>	+0.247	17.249	13.397	19.332
7	13:17:16.115	<b>49.856</b>	+0.125	17.203	13.405	19.248

(218) Petr Bezel

1	13:11:52.700	<b>49.934</b>	+0.165	17.277	<b>13.260</b>	19.397
2	13:12:42.476	<b>49.776</b>	+0.007	17.132	13.306	19.338
3	13:13:32.245	<b>49.769</b>		<b>17.128</b>	13.298	19.343
4	13:14:22.119	<b>49.874</b>	+0.105	17.168	13.369	19.337
5	13:15:12.045	<b>49.926</b>	+0.157	17.194	13.405	19.327
6	13:16:01.928	<b>49.883</b>	+0.114	17.152	13.410	<b>19.321</b>
7	13:16:51.873	<b>49.945</b>	+0.176	17.184	13.419	19.342
8	13:17:41.903	<b>50.030</b>	+0.261	17.170	13.466	19.394

(252) Glenn Rupp

1	13:12:14.745	<b>49.897</b>	+0.123	17.232	13.422	19.243
2	13:13:04.519	<b>49.774</b>		17.194	13.356	<b>19.224</b>
3	13:13:54.498	<b>49.979</b>	+0.205	17.281	13.403	19.295
4	13:14:44.725	<b>50.227</b>	+0.453	17.156	<b>13.341</b>	19.730
5	13:15:34.805	<b>50.080</b>	+0.306	17.409	13.372	19.299
6	13:16:25.312	<b>50.507</b>	+0.733	17.320	13.357	19.830
7	13:17:15.244	<b>49.932</b>	+0.158	<b>17.155</b>	13.427	19.350

(324) Antoni Ptak

1	13:11:52.950	<b>50.533</b>	+0.704	17.307	13.397	19.829
2	13:12:42.961	<b>50.011</b>	+0.182	17.229	<b>13.371</b>	19.411
3	13:13:32.790	<b>49.829</b>		<b>17.120</b>	13.410	<b>19.299</b>
4	13:14:22.757	<b>49.967</b>	+0.138	17.124	13.457	19.386
5	13:15:13.011	<b>50.254</b>	+0.425	17.261	13.621	19.372
6	13:16:03.166	<b>50.155</b>	+0.326	17.142	13.482	19.531
7	13:16:53.917	<b>50.751</b>	+0.922	17.307	14.097	19.347
8	13:17:44.148	<b>50.231</b>	+0.402	17.179	13.475	19.577

(260) Sam Smelt

1	13:12:07.886	<b>49.852</b>		17.262	<b>13.292</b>	19.298
2	13:12:58.198	<b>50.312</b>	+0.460	17.308	13.816	<b>19.188</b>
3	13:13:48.674	<b>50.476</b>	+0.624	<b>17.234</b>	13.955	19.287
4	13:14:38.656	<b>49.982</b>	+0.130	17.316	13.387	19.279



# Rotax Euro Challenge 2014 Laghi/Italy

Rotax Seniors

Laghi / Italy 1,256 Km

Free Practice 2 Even numbers

30.05.2014 13:10

Practice (7:00 Time) started at 13:10:03

Lap	Time of Day	Lap Tm	Diff	S1 Tm	S2 Tm	S3 Tm	Lap	Time of Day	Lap Tm	Diff	S1 Tm	S2 Tm	S3 Tm
<b>(266) Christian Loft</b>													
1	13:12:10.523	<b>50.274</b>	+0.418	17.474	13.468	19.332							
2	13:13:00.699	<b>50.176</b>	+0.320	17.456	13.375	19.345							
3	13:13:50.555	<b>49.856</b>		17.278	<b>13.351</b>	<b>19.227</b>							
4	13:14:40.538	<b>49.983</b>	+0.127	17.305	13.365	19.313							
5	13:15:30.398	<b>49.860</b>	+0.004	17.247	13.375	19.238							
6	13:16:20.356	<b>49.958</b>	+0.102	<b>17.205</b>	13.444	19.309							
7	13:17:10.511	<b>50.155</b>	+0.299	17.286	13.465	19.404							

<b>(274) Angelos Malandrinos</b>													
1	13:11:58.388	<b>50.283</b>	+0.285	17.513	13.426	19.344							
2	13:12:48.421	<b>50.033</b>	+0.035	17.311	13.390	<b>19.332</b>							
3	13:13:38.631	<b>50.210</b>	+0.212	17.251	13.406	19.553							
4	13:14:28.671	<b>50.040</b>	+0.042	17.273	13.409	19.358							
5	13:15:18.730	<b>50.059</b>	+0.061	<b>17.238</b>	13.449	19.372							
6	13:16:08.728	<b>49.998</b>		17.279	<b>13.375</b>	19.344							
7	13:16:58.870	<b>50.142</b>	+0.144	17.256	13.458	19.428							
8	13:17:48.931	<b>50.061</b>	+0.063	17.243	13.439	19.379							

<b>(318) Maximilian Schmitt</b>													
1	13:11:44.968	<b>50.410</b>	+0.309	17.410	13.482	19.518							
2	13:12:35.374	<b>50.406</b>	+0.305	17.315	13.729	<b>19.362</b>							
3	13:13:25.475	<b>50.101</b>		17.359	<b>13.376</b>	19.366							
4	13:14:16.733	<b>51.258</b>	+1.157	17.345	13.845	20.068							
5	13:15:07.130	<b>50.397</b>	+0.296	17.432	13.476	19.489							
6	13:15:57.824	<b>50.694</b>	+0.593	17.511	13.524	19.659							
7	13:16:48.115	<b>50.291</b>	+0.190	<b>17.256</b>	13.513	19.522							
8	13:17:38.464	<b>50.349</b>	+0.248	17.325	13.505	19.519							

<b>(254) Stefan Artner</b>													
1	13:11:58.599	<b>50.151</b>	+0.025	17.388	<b>13.404</b>	19.359							
2	13:12:48.725	<b>50.126</b>		<b>17.222</b>	13.547	<b>19.357</b>							
3	13:13:38.862	<b>50.137</b>	+0.011	17.271	13.492	19.374							
4	13:14:29.083	<b>50.221</b>	+0.095	17.326	13.477	19.418							
5	13:15:20.011	<b>50.928</b>	+0.802	17.236	14.158	19.534							
6	13:16:10.186	<b>50.175</b>	+0.049	17.249	13.435	19.491							
7	13:17:00.897	<b>50.711</b>	+0.585	17.237	14.049	19.425							
8	13:17:51.368	<b>50.471</b>	+0.345	17.280	13.608	19.583							



# Rotax Euro Challenge 2014 Laghi/Italy

Rotax Seniors

Laghi / Italy 1,256 Km

Qualifying Practice Group S1

**-NEW-**

30.05.2014 14:20

Qualifying (10:00 Time) started at 14:20:00

Pos	No.	Name	Nat.	Chassis	Race Team	Laps	Best Tm	Diff	Gap	In Lap	km/h
1	289	Brett Ward	GBR	Alonso	Dan Holland Racing	8	49.074			3	92,138
2	250	Joseph Reilly	GBR	Tonykart	Strawberry Racing	6	49.114	0.040	0.040	2	92,063
3	249	Dries Vanthoor	NLD	FA Kart	Team TKP	7	49.274	0.200	0.160	2	91,764
4	204	Martin Mortensen	DNK	Tonykart	RS Competition	8	49.345	0.271	0.071	2	91,632
5	244	Luke Knott	GBR	Tonykart	RL Racing Dept UK Ltd	6	49.469	0.395	0.124	3	91,403
6	228	Nicolas Picot	FRA	Sodikart	Kart Pro Racing	7	49.480	0.406	0.011	3	91,382
7	325	Charlie Turner	GBR	Tonykart	Protrain	8	49.492	0.418	0.012	3	91,360
8	230	Alessandro Trombelli	ITA		Sinergy Motorsport	8	49.504	0.430	0.012	4	91,338
9	317	Julien Hermouet	FRA	Lenzokart	Kart in Pro	8	49.530	0.456	0.026	4	91,290
10	223	Tom Grice	GBR	Tonykart	Coles Racing	8	49.535	0.461	0.005	4	91,281
11	301	Yannick De Brabander	BEL	CRG	CRG S.P.A.	8	49.543	0.469	0.008	3	91,266
12	292	Benjamin Bailly	BEL	Tonykart	RS Competition	8	49.644	0.570	0.101	3	91,080
13	310	Juuso Pykalainen	FIN	Tonykart	MPT Racing	8	49.770	0.696	0.126	8	90,850
14	259	Anthony Fotia	FRA	Sodikart	Patrick Fotia	8	49.788	0.714	0.018	3	90,817
15	293	Jaakko Leskela	FIN	Birel	KMS - Birel Motorsport	8	49.841	0.767	0.053	2	90,720
16	324	Antoni Ptak	POL	Birel	KMS - Birel Motorsport	8	49.888	0.814	0.047	4	90,635
17	266	Christian Loft	DNK	Tonykart	RS Competition	8	49.979	0.905	0.091	7	90,470
18	274	Angelos Malandrinos	GRC	Tonykart	AM Kart Racing Team	8	50.052	0.978	0.073	2	90,338
19	321	Christian Gobbi	ITA	Sodikart	Ciao Racing	8	50.179	1.105	0.127	5	90,109
20	277	Max Renberg	SWE	Tonykart	RS Competition	8	50.220	1.146	0.041	3	90,036

Not classified

DQ	254	Stefan Artner	AUT	Tonykart	Speedway Academy	8	49.789			3	90,815
----	-----	---------------	-----	----------	------------------	---	--------	--	--	---	--------

## Announcements

These results are provisional until the conclusion of any judicial and technical matters!  
No. 254 excluded from qualifying / technical non conformity



Rotax Euro Challenge 2014 Laghi/Italy

Rotax Seniors

Laghi / Italy 1,256 Km

Qualifying Practice Group S1

30.05.2014 14:20

Qualifying (10:00 Time) started at 14:20:00

Table with columns: Lap, Time of Day, Lap Tm, Diff, S1 Tm, S2 Tm, S3 Tm. Driver: (289) Brett Ward.

Table with columns: Lap, Time of Day, Lap Tm, Diff, S1 Tm, S2 Tm, S3 Tm. Driver: (250) Joseph Reilly.

Table with columns: Lap, Time of Day, Lap Tm, Diff, S1 Tm, S2 Tm, S3 Tm. Driver: (249) Dries Vanthoor.

Table with columns: Lap, Time of Day, Lap Tm, Diff, S1 Tm, S2 Tm, S3 Tm. Driver: (204) Martin Mortensen.

Table with columns: Lap, Time of Day, Lap Tm, Diff, S1 Tm, S2 Tm, S3 Tm. Driver: (244) Luke Knott.

Table with columns: Lap, Time of Day, Lap Tm, Diff, S1 Tm, S2 Tm, S3 Tm. Driver: (228) Nicolas Picot.

Table with columns: Lap, Time of Day, Lap Tm, Diff, S1 Tm, S2 Tm, S3 Tm. Driver: (325) Charlie Turner.

Table with columns: Lap, Time of Day, Lap Tm, Diff, S1 Tm, S2 Tm, S3 Tm. Driver: (230) Alessandro Trombelli.

Table with columns: Lap, Time of Day, Lap Tm, Diff, S1 Tm, S2 Tm, S3 Tm. Driver: (317) Julien Hermouet.

Table with columns: Lap, Time of Day, Lap Tm, Diff, S1 Tm, S2 Tm, S3 Tm. Driver: (223) Tom Grice.

Table with columns: Lap, Time of Day, Lap Tm, Diff, S1 Tm, S2 Tm, S3 Tm. Driver: (301) Yannick De Brabander.

Table with columns: Lap, Time of Day, Lap Tm, Diff, S1 Tm, S2 Tm, S3 Tm. Driver: (292) Benjamin Bailly.

Table with columns: Lap, Time of Day, Lap Tm, Diff, S1 Tm, S2 Tm, S3 Tm. Driver: (310) Juuso Pykalainen.

Table with columns: Lap, Time of Day, Lap Tm, Diff, S1 Tm, S2 Tm, S3 Tm. Driver: (259) Anthony Fotia.

Timekeeping M. Wagner:



Clerk of the course Thomas Lainer:

Steward Kris Lambrecht:

Chief Scrutineer Paul Klaassen:

www.mylaps.com





# Rotax Euro Challenge 2014 Laghi/Italy

Rotax Seniors

Laghi / Italy 1,256 Km

Qualifying Practice Group S1

30.05.2014 14:20

Qualifying (10:00 Time) started at 14:20:00

Lap	Time of Day	Lap Tm	Diff	S1 Tm	S2 Tm	S3 Tm	Lap	Time of Day	Lap Tm	Diff	S1 Tm	S2 Tm	S3 Tm
7	14:29:41.476	<b>50.163</b>	+0.375	17.214	13.505	19.444	3	14:26:34.721	<b>50.220</b>		17.301	13.440	19.479
8	14:30:31.468	<b>49.992</b>	+0.204	17.138	13.512	19.342	4	14:27:24.965	<b>50.244</b>	+0.024	17.263	<b>13.373</b>	19.608
<b>(254) Stefan Artner</b>							5	14:28:15.232	<b>50.267</b>	+0.047	17.237	13.475	19.555
1	14:24:49.543	<b>50.314</b>	+0.525	17.515	13.432	19.367	6	14:29:05.466	<b>50.234</b>	+0.014	17.195	13.532	19.507
2	14:25:39.738	<b>50.195</b>	+0.406	17.347	13.449	19.399	7	14:29:55.688	<b>50.222</b>	+0.002	17.280	13.459	19.483
3	14:26:29.527	<b>49.789</b>		17.194	<b>13.312</b>	<b>19.283</b>	8	14:30:45.930	<b>50.242</b>	+0.022	<b>17.176</b>	13.540	19.526
4	14:27:20.027	<b>50.500</b>	+0.711	<b>17.110</b>	13.629	19.761	<b>(293) Jaakko Leskela</b>						
5	14:28:10.422	<b>50.395</b>	+0.606	17.577	13.367	19.451	1	14:24:46.224	<b>53.999</b>	+4.158	17.883	13.598	22.518
6	14:29:00.473	<b>50.051</b>	+0.262	17.267	13.366	19.418	2	14:25:36.065	<b>49.841</b>		17.227	<b>13.332</b>	<b>19.282</b>
7	14:29:50.748	<b>50.275</b>	+0.486	17.325	13.557	19.393	3	14:26:26.429	<b>50.364</b>	+0.523	<b>17.091</b>	13.475	19.798
8	14:30:40.942	<b>50.194</b>	+0.405	17.311	13.597	19.286	4	14:27:16.750	<b>50.321</b>	+0.480	17.548	13.422	19.351
<b>(324) Antoni Ptak</b>							5	14:28:07.553	<b>50.803</b>	+0.962	17.356	13.756	19.691
1	14:24:44.839	<b>50.939</b>	+1.051	17.911	13.538	19.490	6	14:28:58.270	<b>50.717</b>	+0.876	17.126	13.458	20.133
2	14:25:35.142	<b>50.303</b>	+0.415	17.231	13.453	19.619	7	14:29:48.703	<b>50.433</b>	+0.592	17.130	13.863	19.440
3	14:26:25.120	<b>49.978</b>	+0.090	17.089	13.496	19.393	8	14:30:39.316	<b>50.613</b>	+0.772	17.182	13.534	19.897
4	14:27:15.008	<b>49.888</b>		<b>17.086</b>	<b>13.397</b>	19.405	<b>(266) Christian Loft</b>						
5	14:28:05.163	<b>50.155</b>	+0.267	17.154	13.635	<b>19.366</b>	1	14:24:44.235	<b>51.243</b>	+1.264	18.181	13.462	19.600
6	14:28:55.332	<b>50.169</b>	+0.281	17.160	13.559	19.450	2	14:25:35.280	<b>51.045</b>	+1.066	17.367	13.450	20.228
7	14:29:45.847	<b>50.515</b>	+0.627	17.181	13.631	19.703	3	14:26:25.442	<b>50.162</b>	+0.183	17.428	13.479	19.255
8	14:30:35.993	<b>50.146</b>	+0.258	17.126	13.407	19.613	4	14:27:15.561	<b>50.119</b>	+0.140	<b>17.283</b>	13.331	19.505
<b>(274) Angelos Malandrinos</b>							5	14:28:05.795	<b>50.234</b>	+0.255	17.380	13.533	19.321
1	14:24:23.552	<b>50.221</b>	+0.169	17.373	13.464	19.384	6	14:28:56.165	<b>50.370</b>	+0.391	17.752	13.378	<b>19.240</b>
2	14:25:13.604	<b>50.052</b>		17.313	<b>13.392</b>	19.347	7	14:29:46.144	<b>49.979</b>		17.323	13.400	19.256
3	14:26:03.756	<b>50.152</b>	+0.100	17.292	13.506	19.354	8	14:30:36.227	<b>50.083</b>	+0.104	17.367	<b>13.322</b>	19.394
4	14:26:54.007	<b>50.251</b>	+0.199	17.467	13.483	<b>19.301</b>	<b>(321) Christian Gobbi</b>						
5	14:27:44.244	<b>50.237</b>	+0.185	17.301	13.496	19.440	1	14:24:23.039	<b>50.676</b>	+0.497	17.543	13.571	19.562
6	14:28:34.536	<b>50.292</b>	+0.240	17.298	13.480	19.514	2	14:25:13.315	<b>50.276</b>	+0.097	17.299	<b>13.459</b>	19.518
7	14:29:24.796	<b>50.260</b>	+0.208	17.280	13.477	19.503	3	14:26:03.578	<b>50.263</b>	+0.084	17.391	13.468	<b>19.404</b>
8	14:30:15.092	<b>50.296</b>	+0.244	<b>17.249</b>	13.588	19.459	4	14:26:54.526	<b>50.948</b>	+0.769	17.883	13.520	19.545
<b>(277) Max Renberg</b>							5	14:27:44.705	<b>50.179</b>		<b>17.276</b>	13.462	19.441
1	14:24:54.280	<b>50.258</b>	+0.038	17.434	13.445	<b>19.379</b>	6	14:28:35.112	<b>50.407</b>	+0.228	17.345	13.536	19.526
2	14:25:44.501	<b>50.221</b>	+0.001	17.292	13.413	19.516	7	14:29:26.067	<b>50.955</b>	+0.776	17.406	13.616	19.933
							8	14:30:16.740	<b>50.673</b>	+0.494	17.418	13.528	19.727





# Rotax Euro Challenge 2014 Laghi/Italy

Rotax Seniors

Laghi / Italy 1,256 Km

Qualifying Practice Group S2

30.05.2014 14:40

Qualifying (10:00 Time) started at 14:40:00

Pos	No.	Name	Nat.	Chassis	Race Team	Laps	Best Tm	Diff	Gap	In Lap	km/h
1	215	Harry Webb	GBR	Tonykart	Strawberry Racing	6	48.968			3	92,338
2	205	Edward Brand	GBR	Intrepid	Intrepid Driver Program	7	49.176	0.208	0.208	3	91,947
3	212	Pierce Lehane	GBR	Alonso	Dan Holland Racing	7	49.294	0.326	0.118	3	91,727
4	248	Philip Vollstedt	DNK	Tonykart	RS Competition	8	49.327	0.359	0.033	3	91,666
5	307	Lukasz Bartoszuk	POL	CRG	CRG S.P.A.	6	49.349	0.381	0.022	3	91,625
6	302	Claman Demelo	CAN	Intrepid	Intrepid Driver Program	6	49.367	0.399	0.018	2	91,592
7	226	Jessica Backman	SWE	Tonykart	Strawberry Racing	8	49.413	0.445	0.046	3	91,506
8	319	Xavier Pozzoli	FRA	Kosmic	Sonic Racing Kart	7	49.484	0.516	0.071	3	91,375
9	238	Aavo Talvar	EST	Tonykart	Talvar Racing	6	49.486	0.518	0.002	2	91,371
10	224	Josh Price	GBR	Art GP	Art Grand Prix	7	49.498	0.530	0.012	3	91,349
11	208	Glenn Van Parijs	BEL	Tonykart	Bouvin Power	7	49.499	0.531	0.001	3	91,347
12	207	Oliver Myers	GBR	Tonykart	Coles Racing	6	49.509	0.541	0.010	2	91,329
13	234	Julien Falchero	FRA	Kosmic	Sonic Racing Kart	7	49.526	0.558	0.017	2	91,298
14	218	Petr Bezel	CZE	MS Kart	MS Kart Racing Team	7	49.578	0.610	0.052	4	91,202
15	258	Vincent Fraise	FRA	Sodikart	Sodikart	7	49.701	0.733	0.123	3	90,976
16	305	Marco Mazzantini	ITA	Righetti Ridol	Gold Kart Racing Team	9	49.721	0.753	0.020	8	90,939
17	316	Natalia Balbo	ITA	Zanardi	Scarpi Racing	9	49.850	0.882	0.129	1	90,704
18	219	Marie Bakken	NOR	Gillard	PDB Racing Team	9	49.986	1.018	0.136	3	90,457
19	322	Mirco Rossi	ITA	Haase	Scuderia HF	7	50.065	1.097	0.079	2	90,315
20	285	Cecile Martini	FRA	Sodikart	Martini Racing	8	50.275	1.307	0.210	7	89,937
21	233	Petr Shchekochikhin	RUS	Kosmic	Topline Racing	11	50.328	1.360	0.053	9	89,843

## Announcements

These results are provisional until the conclusion of any judicial and technical matters!



# Rotax Euro Challenge 2014 Laghi/Italy

## Rotax Seniors

## Laghi / Italy 1,256 Km

### Qualifying Practice Group S2

30.05.2014 14:40

### Qualifying (10:00 Time) started at 14:40:00

Lap	Time of Day	Lap Tm	Diff	S1 Tm	S2 Tm	S3 Tm	Lap	Time of Day	Lap Tm	Diff	S1 Tm	S2 Tm	S3 Tm	
<b>(215) Harry Webb</b>														
1	14:44:23.352	49.486	+0.518	17.236	13.192	19.058	3	14:45:51.866	49.484		17.052	13.218	19.214	
2	14:45:12.352	49.000	+0.032	16.795	13.168	19.037	4	14:46:41.432	49.566	+0.082	17.005	13.224	19.337	
3	14:46:01.320	48.968		16.840	13.149	18.979	5	14:47:31.207	49.775	+0.291	17.086	13.334	19.355	
4	14:46:50.511	49.191	+0.223	16.948	13.105	19.138	6	14:48:20.950	49.743	+0.259	17.055	13.352	19.336	
5	14:47:39.654	49.143	+0.175	16.913	13.190	19.040	7	14:49:12.134	51.184	+1.700	17.117	14.542	19.525	
6	14:48:28.872	49.218	+0.250	16.914	13.178	19.126								
<b>(205) Edward Brand</b>														
1	14:44:42.965	49.485	+0.309	17.156	13.293	19.036	(238) Aavo Talvar	1	14:44:09.159	49.818	+0.332	17.249	13.369	19.200
2	14:45:32.173	49.208	+0.032	16.951	13.212	19.045	2	14:44:58.645	49.486		17.044	13.310	19.132	
3	14:46:21.349	49.176		16.926	13.205	19.045	3	14:45:48.245	49.600	+0.114	17.147	13.317	19.136	
4	14:47:10.563	49.214	+0.038	16.953	13.227	19.034	4	14:46:37.817	49.572	+0.086	17.032	13.329	19.211	
5	14:48:04.361	53.798	+4.622	17.025	17.142	19.631	5	14:47:27.397	49.580	+0.094	17.035	13.385	19.160	
6	14:48:53.594	49.233	+0.057	16.936	13.211	19.086	6	14:48:17.797	50.400	+0.914	17.164	13.698	19.538	
7	14:49:42.994	49.400	+0.224	16.999	13.250	19.151								
<b>(212) Pierce Lehane</b>														
1	14:44:11.526	49.570	+0.276	17.194	13.251	19.125	(224) Josh Price	1	14:44:13.801	49.592	+0.094	17.142	13.354	19.096
2	14:45:00.849	49.323	+0.029	16.933	13.264	19.126	2	14:45:03.392	49.591	+0.093	17.085	13.344	19.162	
3	14:45:50.143	49.294		16.982	13.230	19.082	3	14:45:52.890	49.498		16.999	13.260	19.239	
4	14:46:39.527	49.384	+0.090	16.971	13.244	19.169	4	14:46:42.620	49.730	+0.232	17.081	13.395	19.254	
5	14:47:29.019	49.492	+0.198	17.054	13.277	19.161	5	14:47:32.301	49.681	+0.183	17.105	13.326	19.250	
6	14:48:21.630	52.611	+3.317	17.059	13.386	22.166	6	14:48:22.276	49.975	+0.477	17.091	13.492	19.392	
7	14:49:11.767	50.137	+0.843	17.029	13.648	19.460	7	14:49:13.783	51.507	+2.009	17.123	13.576	20.808	
<b>(248) Philip Vollstedt</b>														
1	14:44:25.983	49.811	+0.484	17.258	13.196	19.357	(208) Glenn Van Parijs	1	14:44:27.754	50.018	+0.519	17.502	13.353	19.163
2	14:45:15.582	49.599	+0.272	17.146	13.378	19.075	2	14:45:17.349	49.595	+0.096	17.136	13.186	19.273	
3	14:46:04.909	49.327		17.039	13.161	19.127	3	14:46:06.848	49.499		17.107	13.202	19.190	
4	14:46:54.325	49.416	+0.089	17.064	13.247	19.105	4	14:46:56.520	49.672	+0.173	17.164	13.270	19.238	
5	14:47:44.088	49.763	+0.436	17.107	13.484	19.172	5	14:47:46.150	49.630	+0.131	17.205	13.197	19.228	
6	14:48:33.851	49.763	+0.436	17.174	13.348	19.241	6	14:48:35.740	49.590	+0.091	17.143	13.245	19.202	
7	14:49:23.652	49.801	+0.474	17.196	13.342	19.263	7	14:49:26.192	50.452	+0.953	17.180	13.264	20.008	
8	14:50:17.242	53.590	+4.263	18.890	15.194	19.506								
<b>(307) Lukasz Bartoszuk</b>														
1	14:44:24.580	49.936	+0.587	17.175	13.638	19.123	(207) Oliver Myers	1	14:44:25.173	49.963	+0.454	17.209	13.544	19.210
2	14:45:14.028	49.448	+0.099	17.032	13.252	19.164	2	14:45:14.682	49.509		17.066	13.263	19.180	
3	14:46:03.377	49.349		17.022	13.197	19.130	3	14:46:04.303	49.621	+0.112	17.052	13.360	19.209	
4	14:46:52.838	49.461	+0.112	17.055	13.245	19.161	4	14:46:54.080	49.777	+0.268	17.093	13.429	19.255	
5	14:47:42.308	49.470	+0.121	16.980	13.269	19.221	5	14:47:44.368	50.288	+0.779	17.131	13.848	19.309	
6	14:48:32.121	49.813	+0.464	17.162	13.341	19.310	6	14:48:34.249	49.881	+0.372	17.138	13.439	19.304	
<b>(302) Claman Demelo</b>														
1	14:44:43.575	49.652	+0.285	17.262	13.266	19.124	(234) Julien Falchero	1	14:44:15.727	49.873	+0.347	17.351	13.299	19.223
2	14:45:32.942	49.367		17.027	13.223	19.117	2	14:45:05.253	49.526		17.086	13.224	19.216	
3	14:46:22.411	49.469	+0.102	17.142	13.199	19.128	3	14:45:55.040	49.787	+0.261	17.151	13.420	19.216	
4	14:47:11.836	49.425	+0.058	17.036	13.249	19.140	4	14:46:44.611	49.571	+0.045	17.113	13.292	19.166	
5	14:48:01.528	49.692	+0.325	17.143	13.332	19.217	5	14:47:34.378	49.767	+0.241	17.176	13.287	19.304	
6	14:48:52.573	51.045	+1.678	17.665	13.616	19.764	6	14:48:25.257	50.879	+1.353	17.322	14.048	19.509	
							7	14:49:15.072	49.815	+0.289	17.117	13.337	19.361	
<b>(226) Jessica Backman</b>														
1	14:44:12.354	49.728	+0.315	17.285	13.225	19.218	(218) Petr Bezel	1	14:44:26.958	49.599	+0.021	17.198	13.321	19.080
2	14:45:01.816	49.462	+0.049	16.987	13.245	19.230	2	14:45:16.596	49.638	+0.060	17.024	13.447	19.167	
3	14:45:51.229	49.413		16.989	13.258	19.166	3	14:46:06.210	49.614	+0.036	17.072	13.229	19.313	
4	14:46:40.775	49.546	+0.133	17.012	13.304	19.230	4	14:46:55.788	49.578		17.063	13.307	19.208	
5	14:47:30.392	49.617	+0.204	17.131	13.311	19.175	5	14:47:45.516	49.728	+0.150	17.109	13.368	19.251	
6	14:48:20.062	49.670	+0.257	17.081	13.415	19.174	6	14:48:35.250	49.734	+0.156	17.110	13.384	19.240	
7	14:49:12.713	52.651	+3.238	17.273	14.989	20.389	7	14:49:25.081	49.831	+0.253	17.164	13.374	19.293	
8	14:50:02.609	49.896	+0.483	17.163	13.383	19.350								
<b>(319) Xavier Pozzoli</b>														
1	14:44:12.836	50.064	+0.580	17.252	13.394	19.418	(258) Vincent Fraisse	1	14:44:26.651	49.889	+0.188	17.299	13.308	19.282
2	14:45:02.382	49.546	+0.062	17.069	13.210	19.267	2	14:45:16.709	50.058	+0.357	17.103	13.362	19.593	
							3	14:46:06.410	49.701		17.156	13.260	19.285	
							4	14:46:56.223	49.813	+0.112	17.144	13.351	19.318	
							5	14:47:46.320	50.097	+0.396	17.165	13.339	19.593	
							6	14:48:36.089	49.769	+0.068	17.211	13.290	19.268	
							7	14:49:26.228	50.139	+0.438	17.066	13.335	19.738	

Timekeeping M. Wagner:



Clerk of the course Thomas Lainer:

Steward Kris Lambrecht:

Chief Scrutineer Paul Klaassen:

www.mylaps.com

Licensed to: Motorsport Events



# Rotax Euro Challenge 2014 Laghi/Italy

Rotax Seniors

Laghi / Italy 1,256 Km

Qualifying Practice Group S2

30.05.2014 14:40

Qualifying (10:00 Time) started at 14:40:00

Lap	Time of Day	Lap Tm	Diff	S1 Tm	S2 Tm	S3 Tm	Lap	Time of Day	Lap Tm	Diff	S1 Tm	S2 Tm	S3 Tm
<b>(305) Marco Mazzantini</b>													
1	14:42:52.406	<b>50.502</b>	+0.781	17.617	13.474	19.411							
2	14:43:42.862	<b>50.456</b>	+0.735	17.420	13.642	19.394							
3	14:44:32.855	<b>49.993</b>	+0.272	17.177	13.433	19.383							
4	14:45:22.682	<b>49.827</b>	+0.106	17.159	<b>13.307</b>	19.361							
5	14:46:12.447	<b>49.765</b>	+0.044	17.146	13.309	19.310							
6	14:47:02.178	<b>49.731</b>	+0.010	<b>17.090</b>	13.336	19.305							
7	14:48:05.433	<b>1:03.255</b>	+13.534	18.036	21.214	24.005							
8	14:48:55.154	<b>49.721</b>		17.141	13.363	<b>19.217</b>							
9	14:49:44.965	<b>49.811</b>	+0.090	17.092	13.401	19.318							
<b>(316) Natalia Balbo</b>													
1	14:41:42.194	<b>49.850</b>		17.179	<b>13.350</b>	<b>19.321</b>							
2	14:42:32.120	<b>49.926</b>	+0.076	<b>17.137</b>	13.428	19.361							
3	14:43:22.990	<b>50.870</b>	+1.020	17.867	13.383	19.620							
4	14:44:13.440	<b>50.450</b>	+0.600	17.342	13.612	19.496							
5	14:45:04.022	<b>50.582</b>	+0.732	17.363	13.722	19.497							
6	14:45:56.249	<b>52.227</b>	+2.377	17.651	14.992	19.584							
7	14:46:46.468	<b>50.219</b>	+0.369	17.306	13.482	19.431							
8	14:47:36.735	<b>50.267</b>	+0.417	17.247	13.521	19.499							
9	14:48:27.164	<b>50.429</b>	+0.579	17.328	13.523	19.578							
<b>(219) Marie Bakken</b>													
1	14:43:45.606	<b>50.953</b>	+0.967	17.481	13.830	19.642							
2	14:44:35.870	<b>50.264</b>	+0.278	17.291	13.401	19.572							
3	14:45:25.856	<b>49.986</b>		17.298	13.437	<b>19.251</b>							
4	14:46:16.483	<b>50.627</b>	+0.641	17.573	13.573	19.481							
5	14:47:06.559	<b>50.076</b>	+0.090	17.327	<b>13.396</b>	19.353							
6	14:47:56.861	<b>50.302</b>	+0.316	<b>17.264</b>	13.591	19.447							
7	14:48:47.268	<b>50.407</b>	+0.421	17.386	13.466	19.555							
8	14:49:38.075	<b>50.807</b>	+0.821	17.577	13.547	19.683							
9	14:50:28.437	<b>50.362</b>	+0.376	17.344	13.504	19.514							
<b>(322) Mirco Rossi</b>													
1	14:41:49.708	<b>50.106</b>	+0.041	17.241	13.455	<b>19.410</b>							
2	14:42:39.773	<b>50.065</b>		<b>17.188</b>	<b>13.439</b>	19.438							
3	14:43:33.651	<b>53.878</b>	+3.813	20.314	14.001	19.563							
4	14:44:26.347	<b>52.696</b>	+2.631	17.960	14.551	20.185							
5	14:45:17.239	<b>50.892</b>	+0.827	17.310	14.061	19.521							
6	14:46:08.075	<b>50.836</b>	+0.771	17.748	13.542	19.546							
7	14:46:58.814	<b>50.739</b>	+0.674	17.373	13.577	19.789							
<b>(285) Cecile Martini</b>													
1	14:44:25.798	<b>50.334</b>	+0.059	17.283	13.491	19.560							
2	14:45:16.159	<b>50.361</b>	+0.086	17.269	13.685	<b>19.407</b>							
3	14:46:06.574	<b>50.415</b>	+0.140	<b>17.191</b>	<b>13.368</b>	19.856							
4	14:46:57.093	<b>50.519</b>	+0.244	17.342	13.735	19.442							
5	14:47:47.390	<b>50.297</b>	+0.022	17.277	13.545	19.475							
6	14:48:37.775	<b>50.385</b>	+0.110	17.476	13.415	19.494							
7	14:49:28.050	<b>50.275</b>		17.331	13.428	19.516							
8	14:50:19.212	<b>51.162</b>	+0.887	17.355	13.669	20.138							
<b>(233) Petr Shchekochikhin</b>													
1	14:41:46.635	<b>50.996</b>	+0.668	17.676	13.579	19.741							
2	14:42:37.227	<b>50.592</b>	+0.264	17.538	13.504	19.550							
3	14:43:28.599	<b>51.372</b>	+1.044	18.488	13.417	19.467							
4	14:44:19.023	<b>50.424</b>	+0.096	17.511	13.420	19.493							
5	14:45:09.729	<b>50.706</b>	+0.378	17.705	13.469	19.532							
6	14:46:00.221	<b>50.492</b>	+0.164	17.529	13.463	19.500							
7	14:46:51.208	<b>50.987</b>	+0.659	17.539	13.492	19.956							
8	14:47:41.599	<b>50.391</b>	+0.063	<b>17.479</b>	<b>13.385</b>	19.527							
9	14:48:31.927	<b>50.328</b>		17.481	13.437	<b>19.410</b>							
10	14:49:22.577	<b>50.650</b>	+0.322	17.577	13.552	19.521							
11	14:50:13.078	<b>50.501</b>	+0.173	17.555	13.453	19.493							

Timekeeping M. Wagner:



Clerk of the course Thomas Lainer:

Steward Kris Lambrecht:

Chief Scrutineer Paul Klaassen:



# Rotax Euro Challenge 2014 Laghi/Italy

Rotax Seniors

Laghi / Italy 1,256 Km

Qualifying Practice Group S3

30.05.2014 15:00

Qualifying (10:00 Time) started at 15:00:00

Pos	No.	Name	Nat.	Chassis	Race Team	Laps	Best Tm	Diff	Gap	In Lap	km/h
1	303	Guan Yu Zhou	GBR	Tonykart	Strawberry Racing	4	48.927			2	92,415
2	222	Lars Lamborelle	NLD	tonykart	Strawberry Racing	5	49.275	0.348	0.348	2	91,763
3	241	Edward Tansley	GBR	Tonykart	Coles Racing	7	49.383	0.456	0.108	2	91,562
4	225	Constantin Schoell	AUT	FA Kart	Dan Holland Racing	7	49.394	0.467	0.011	2	91,541
5	299	Ilari Pispanen	FIN	Birel	KMS - Birel Motorsport	7	49.401	0.474	0.007	2	91,529
6	227	Josh White	GBR	Tonykart	Coles Racing	6	49.469	0.542	0.068	2	91,403
7	294	Tsujii Yuto	JPN	Alonso	Dan Holland Racing	8	49.495	0.568	0.026	2	91,355
8	246	Maksim Shtotland	RUS	FA Kart	Mayak Racing	8	49.502	0.575	0.007	3	91,342
9	210	Luke Varley	GBR	Birel	KMS - Birel Motorsport	6	49.530	0.603	0.028	2	91,290
10	286	Oberg Viktor	SWE	Gillard	PDB Racing Team	8	49.550	0.623	0.020	3	91,253
11	242	Tom Meijer	NLD	Tonykart	Bouvin Power	6	49.569	0.642	0.019	1	91,218
12	252	Glenn Rupp	DEU	Tonykart	RS Competition	8	49.575	0.648	0.006	3	91,207
13	320	Filippo Laghi	ITA	Haase	Motor One Racing	8	49.602	0.675	0.027	3	91,158
14	220	Abdullah Al Rawahi	ONM	DR	Msport	7	49.673	0.746	0.071	3	91,027
15	255	Michael Cool	BEL	Tonykart	Bouvin Power	8	49.713	0.786	0.040	3	90,954
16	261	Yaro Deckers	NLD	FA Kart	Team TKP	8	49.720	0.793	0.007	3	90,941
17	260	Sam Smelt	GBR	Kosmic	Aim Motorsport	8	49.782	0.855	0.062	1	90,828
18	267	Gavin Jonk	NLD	Gillard	PDB Racing Team	8	49.785	0.858	0.003	2	90,823
19	257	Jack Constable	GBR	Tonykart	RL Racing Dept UK Ltd	9	49.900	0.973	0.115	6	90,613
20	318	Maximilian Schmitt	DEU	Praga	M-Tec Praga Racing	10	49.907	0.980	0.007	2	90,601
21	309	Maxence Laurent	FRA	Flandria Kart	Flandria Competition Kart	11	50.264	1.337	0.357	6	89,957

## Announcements

These results are provisional until the conclusion of any judicial and technical matters!



# Rotax Euro Challenge 2014 Laghi/Italy

Rotax Seniors

Laghi / Italy 1,256 Km

Qualifying Practice Group S3

30.05.2014 15:00

Qualifying (10:00 Time) started at 15:00:00

Lap	Time of Day	Lap Tm	Diff	S1 Tm	S2 Tm	S3 Tm
<b>(303) Guan Yu Zhou</b>						
1	15:04:13.467	49.132	+0.205	17.020	13.162	18.950
2	15:05:02.394	48.927		16.901	13.106	18.920
3	15:05:51.386	48.992	+0.065	16.858	13.151	18.983
4	15:06:40.829	49.443	+0.516	17.061	13.297	19.085
<b>(222) Lars Lamborelle</b>						
1	15:04:15.027	49.292	+0.017	17.092	13.216	18.984
2	15:05:04.302	49.275		17.011	13.230	19.034
3	15:05:53.736	49.434	+0.159	17.078	13.206	19.150
4	15:06:43.310	49.574	+0.299	17.138	13.351	19.085
5	15:07:33.021	49.711	+0.436	17.145	13.341	19.225
<b>(241) Edward Tansley</b>						
1	15:04:26.717	51.522	+2.139	18.475	13.668	19.379
2	15:05:16.100	49.383		17.065	13.237	19.081
3	15:06:05.757	49.657	+0.274	17.172	13.415	19.070
4	15:06:55.304	49.547	+0.164	17.181	13.298	19.068
5	15:07:45.130	49.826	+0.443	17.158	13.312	19.356
6	15:08:35.497	50.367	+0.984	17.115	13.818	19.434
7	15:09:25.275	49.778	+0.395	17.084	13.352	19.342
<b>(225) Constantin Schoell</b>						
1	15:04:19.657	49.570	+0.176	17.137	13.251	19.182
2	15:05:09.051	49.394		16.946	13.361	19.087
3	15:05:58.588	49.537	+0.143	17.058	13.330	19.149
4	15:06:48.417	49.829	+0.435	17.145	13.515	19.169
5	15:07:37.983	49.566	+0.172	17.054	13.364	19.148
6	15:08:27.803	49.820	+0.426	17.115	13.456	19.249
7	15:09:18.806	51.003	+1.609	17.320	13.740	19.943
<b>(299) Ilari Pispänen</b>						
1	15:04:18.829	52.013	+2.612	18.997	13.841	19.175
2	15:05:08.230	49.401		16.960	13.354	19.087
3	15:05:59.755	51.525	+2.124	17.065	14.214	20.246
4	15:06:53.584	53.829	+4.428	17.068	13.782	22.979
5	15:07:51.518	57.934	+8.533	17.110	13.321	27.503
6	15:08:41.144	49.626	+0.225	16.985	13.413	19.228
7	15:09:33.000	51.856	+2.455	18.226	14.344	19.286
<b>(227) Josh White</b>						
1	15:04:26.965	50.223	+0.754	17.072	13.235	19.916
2	15:05:16.434	49.469		17.067	13.225	19.177
3	15:06:09.543	53.109	+3.640	17.143	13.544	22.422
4	15:06:59.260	49.717	+0.248	17.128	13.334	19.255
5	15:07:49.216	49.956	+0.487	17.139	13.369	19.448
6	15:08:39.458	50.242	+0.773	17.189	13.576	19.477
<b>(294) Tsujii Yuto</b>						
1	15:04:20.223	49.732	+0.237	17.216	13.253	19.263
2	15:05:09.718	49.495		17.027	13.355	19.113
3	15:05:59.587	49.869	+0.374	17.112	13.391	19.366
4	15:06:52.054	52.467	+2.972	17.074	14.059	21.334
5	15:07:43.087	51.033	+1.538	18.330	13.362	19.341
6	15:08:32.706	49.619	+0.124	17.079	13.342	19.198
7	15:09:22.558	49.852	+0.357	17.151	13.450	19.251
8	15:10:12.681	50.123	+0.628	17.110	13.459	19.554
<b>(246) Maksim Shtotland</b>						
1	15:04:22.232	50.061	+0.559	17.557	13.287	19.217
2	15:05:11.908	49.676	+0.174	17.238	13.281	19.157
3	15:06:01.410	49.502		17.127	13.287	19.088
4	15:06:51.179	49.769	+0.267	17.077	13.281	19.411
5	15:07:40.839	49.660	+0.158	17.166	13.296	19.198
6	15:08:30.565	49.726	+0.224	17.167	13.324	19.235

Lap	Time of Day	Lap Tm	Diff	S1 Tm	S2 Tm	S3 Tm
7	15:09:20.506	49.941	+0.439	17.187	13.376	19.378
8	15:10:10.480	49.974	+0.472	17.176	13.350	19.448
<b>(210) Luke Varley</b>						
1	15:04:12.107	49.675	+0.145	17.195	13.339	19.141
2	15:05:01.637	49.530		17.119	13.289	19.122
3	15:05:51.222	49.585	+0.055	17.124	13.324	19.137
4	15:06:41.319	50.097	+0.567	17.519	13.368	19.210
5	15:07:30.920	49.601	+0.071	17.090	13.337	19.174
6	15:08:20.730	49.810	+0.280	17.147	13.409	19.254
<b>(286) Oberg Viktor</b>						
1	15:04:24.776	49.679	+0.129	17.205	13.266	19.208
2	15:05:14.536	49.760	+0.210	17.084	13.416	19.260
3	15:06:04.086	49.550		17.232	13.206	19.112
4	15:06:53.829	49.743	+0.193	17.144	13.398	19.201
5	15:07:47.693	53.864	+4.314	17.112	13.935	22.817
6	15:08:37.465	49.772	+0.222	17.053	13.333	19.386
7	15:09:27.288	49.823	+0.273	17.101	13.276	19.446
8	15:10:16.984	49.696	+0.146	17.123	13.334	19.239
<b>(242) Tom Meijer</b>						
1	15:04:14.534	49.569		17.216	13.253	19.100
2	15:05:04.149	49.615	+0.046	17.105	13.223	19.287
3	15:05:54.314	50.165	+0.596	17.387	13.519	19.259
4	15:06:43.999	49.685	+0.116	17.139	13.303	19.243
5	15:07:33.810	49.811	+0.242	17.216	13.385	19.210
6	15:08:24.867	51.057	+1.488	17.211	13.414	20.432
<b>(252) Glenn Rupp</b>						
1	15:04:25.796	50.007	+0.432	17.417	13.497	19.093
2	15:05:15.470	49.674	+0.099	17.188	13.308	19.178
3	15:06:05.045	49.575		17.147	13.300	19.128
4	15:06:54.847	49.802	+0.227	17.078	13.350	19.374
5	15:07:44.907	50.060	+0.485	17.310	13.353	19.397
6	15:08:35.735	50.828	+1.253	17.113	13.860	19.855
7	15:09:25.618	49.883	+0.308	17.149	13.405	19.329
8	15:10:15.631	50.013	+0.438	17.191	13.472	19.350
<b>(320) Filippo Laghi</b>						
1	15:04:20.940	49.824	+0.222	17.224	13.332	19.268
2	15:05:10.642	49.702	+0.100	17.217	13.342	19.143
3	15:06:00.244	49.602		17.064	13.290	19.248
4	15:06:50.257	50.013	+0.411	17.134	13.423	19.456
5	15:07:40.136	49.879	+0.277	17.198	13.396	19.285
6	15:08:30.045	49.909	+0.307	17.163	13.391	19.355
7	15:09:20.076	50.031	+0.429	17.140	13.452	19.439
8	15:10:10.361	50.285	+0.683	17.270	13.490	19.525
<b>(220) Abdullah Al Rawahi</b>						
1	15:04:27.729	50.232	+0.559	17.517	13.375	19.340
2	15:05:17.512	49.783	+0.110	17.220	13.348	19.215
3	15:06:07.185	49.673		17.190	13.345	19.138
4	15:06:57.021	49.836	+0.163	17.176	13.508	19.152
5	15:07:47.211	50.190	+0.517	17.284	13.504	19.402
6	15:08:37.691	50.480	+0.807	17.243	13.555	19.682
7	15:09:27.841	50.150	+0.477	17.337	13.513	19.300
<b>(255) Michael Cool</b>						
1	15:04:21.789	54.144	+4.431	17.357	13.310	23.477
2	15:05:14.851	53.062	+3.349	19.819	14.027	19.216
3	15:06:04.564	49.713		17.323	13.273	19.117
4	15:06:54.346	49.782	+0.069	17.181	13.299	19.302
5	15:07:44.367	50.021	+0.308	17.272	13.338	19.411
6	15:08:34.477	50.110	+0.397	17.151	13.400	19.559
7	15:09:33.578	59.101	+9.388	23.165	16.636	19.300

Timekeeping M. Wagner:  Clerk of the course Thomas Lainer:

[www.mylaps.com](http://www.mylaps.com)

Steward Kris Lambrecht: Chief Scrutineer Paul Klaassen:

Licensed to: Motorsport Events



# Rotax Euro Challenge 2014 Laghi/Italy

Rotax Seniors

Laghi / Italy 1,256 Km

Qualifying Practice Group S3

30.05.2014 15:00

Qualifying (10:00 Time) started at 15:00:00

Lap	Time of Day	Lap Tm	Diff	S1 Tm	S2 Tm	S3 Tm	Lap	Time of Day	Lap Tm	Diff	S1 Tm	S2 Tm	S3 Tm
8	15:10:23.408	49.830	+0.117	17.172	13.365	19.293	11	15:10:17.931	50.454	+0.190	17.341	13.510	19.603

(261) Yaro Deckers

1	15:04:15.922	49.970	+0.250	17.382	13.382	19.206
2	15:05:05.746	49.824	+0.104	17.204	13.349	19.271
3	15:05:55.466	49.720		17.074	13.361	19.285
4	15:06:45.337	49.871	+0.151	17.126	13.452	19.293
5	15:07:35.141	49.804	+0.084	17.116	13.410	19.278
6	15:08:25.065	49.924	+0.204	17.134	13.390	19.400
7	15:09:15.142	50.077	+0.357	17.144	13.561	19.372
8	15:10:05.361	50.219	+0.499	17.278	13.507	19.434

(260) Sam Smelt

1	15:04:23.214	49.782		17.182	13.415	19.185
2	15:05:13.149	49.935	+0.153	17.335	13.333	19.267
3	15:06:02.978	49.829	+0.047	17.182	13.345	19.302
4	15:06:52.915	49.937	+0.155	17.236	13.404	19.297
5	15:07:48.180	55.265	+5.483	17.307	13.459	24.499
6	15:08:38.121	49.941	+0.159	17.223	13.355	19.363
7	15:09:28.182	50.061	+0.279	17.250	13.459	19.352
8	15:10:18.099	49.917	+0.135	17.237	13.386	19.294

(267) Gavin Jonk

1	15:04:26.026	50.368	+0.583	17.390	13.755	19.223
2	15:05:15.811	49.785		17.210	13.287	19.288
3	15:06:06.093	50.282	+0.497	17.246	13.739	19.297
4	15:06:55.986	49.893	+0.108	17.162	13.471	19.260
5	15:07:45.985	49.999	+0.214	17.231	13.378	19.390
6	15:08:36.320	50.335	+0.550	17.230	13.660	19.445
7	15:09:26.436	50.116	+0.331	17.222	13.451	19.443
8	15:10:16.504	50.068	+0.283	17.277	13.458	19.333

(257) Jack Constable

1	15:02:58.627	50.375	+0.475	17.368	13.550	19.457
2	15:03:48.808	50.181	+0.281	17.345	13.479	19.357
3	15:04:39.017	50.209	+0.309	17.303	13.422	19.484
4	15:05:50.982	1:11.965	+22.065	29.613	22.653	19.699
5	15:06:41.822	50.840	+0.940	17.335	14.225	19.280
6	15:07:31.722	49.900		17.165	13.390	19.345
7	15:08:21.695	49.973	+0.073	17.107	13.425	19.441
8	15:09:11.879	50.184	+0.284	17.231	13.430	19.523
9	15:10:02.213	50.334	+0.434	17.274	13.530	19.530

(318) Maximilian Schmitt

1	15:02:36.356	50.610	+0.703	17.695	13.516	19.399
2	15:03:26.263	49.907		17.282	13.395	19.230
3	15:04:16.579	50.316	+0.409	17.519	13.470	19.327
4	15:05:06.748	50.169	+0.262	17.241	13.482	19.446
5	15:06:15.255	1:08.507	+18.600	29.886	17.991	20.630
6	15:07:05.327	50.072	+0.165	17.265	13.463	19.344
7	15:07:59.612	54.285	+4.378	17.288	13.448	23.549
8	15:08:49.877	50.265	+0.358	17.295	13.427	19.543
9	15:09:41.242	51.365	+1.458	17.794	13.553	20.018
10	15:10:32.423	51.181	+1.274	17.419	13.476	20.286

(309) Maxence Laurent

1	15:01:51.666	50.281	+0.017	17.435	13.419	19.427
2	15:02:41.964	50.298	+0.034	17.309	13.385	19.604
3	15:03:32.380	50.416	+0.152	17.275	13.418	19.723
4	15:04:23.061	50.681	+0.417	17.715	13.580	19.386
5	15:05:13.702	50.641	+0.377	17.405	13.657	19.579
6	15:06:03.966	50.264		17.300	13.445	19.519
7	15:06:54.711	50.745	+0.481	17.144	13.793	19.808
8	15:07:45.811	51.100	+0.836	18.049	13.519	19.532
9	15:08:36.669	50.858	+0.594	17.279	14.056	19.523
10	15:09:27.477	50.808	+0.544	17.374	13.590	19.844

Timekeeping M. Wagner:



Clerk of the course Thomas Lainer:

Steward Kris Lambrecht:

Chief Scrutineer Paul Klaassen:

www.mylaps.com

Licensed to: Motorsport Events



# Rotax Euro Challenge 2014 Laghi/Italy

Rotax Seniors

Laghi / Italy 1,256 Km

Total result Qualifying Group S1/S2/S3

Pos	No.	Name	Nat.	Chassis	Race Team	Total Best Tm	Diff	QS1 Best Tm	QS2 Best Tm	QS3 Best Tm
1	303	Guan Yu Zhou	GBR	Tonykart	Strawberry Racing	48.927				48.927
2	215	Harry Webb	GBR	Tonykart	Strawberry Racing	48.968	0.041		48.968	
3	289	Brett Ward	GBR	Alonso	Dan Holland Racing	49.074	0.147	49.074		
4	250	Joseph Reilly	GBR	Tonykart	Strawberry Racing	49.114	0.187	49.114		
5	205	Edward Brand	GBR	Intrepid	Intrepid Driver Program	49.176	0.249		49.176	
6	249	Dries Vanthoor	NLD	FA Kart	Team TKP	49.274	0.347	49.274		
7	222	Lars Lamborelle	NLD	tonykart	Strawberry Racing	49.275	0.348			49.275
8	212	Pierce Lehane	GBR	Alonso	Dan Holland Racing	49.294	0.367		49.294	
9	248	Philip Vollstedt	DNK	Tonykart	RS Competition	49.327	0.400		49.327	
10	204	Martin Mortensen	DNK	Tonykart	RS Competition	49.345	0.418	49.345		
11	307	Lukasz Bartoszuk	POL	CRG	CRG S.P.A.	49.349	0.422		49.349	
12	302	Claman Demelo	CAN	Intrepid	Intrepid Driver Program	49.367	0.440		49.367	
13	241	Edward Tansley	GBR	Tonykart	Coles Racing	49.383	0.456			49.383
14	225	Constantin Schoell	AUT	FA Kart	Dan Holland Racing	49.394	0.467			49.394
15	299	Ilari Pispänen	FIN	Birel	KMS - Birel Motorsport	49.401	0.474			49.401
16	226	Jessica Backman	SWE	Tonykart	Strawberry Racing	49.413	0.486		49.413	
17	244	Luke Knott	GBR	Tonykart	RL Racing Dept UK Ltd	49.469	0.542	49.469		
18	227	Josh White	GBR	Tonykart	Coles Racing	49.469	0.542			49.469
19	228	Nicolas Picot	FRA	Sodikart	Kart Pro Racing	49.480	0.553	49.480		
20	319	Xavier Pozzoli	FRA	Kosmic	Sonic Racing Kart	49.484	0.557		49.484	
21	238	Aavo Talvar	EST	Tonykart	Talvar Racing	49.486	0.559		49.486	
22	325	Charlie Turner	GBR	Tonykart	Protrain	49.492	0.565	49.492		
23	294	Tsujii Yuto	JPN	Alonso	Dan Holland Racing	49.495	0.568			49.495
24	224	Josh Price	GBR	Art GP	Art Grand Prix	49.498	0.571		49.498	
25	208	Glenn Van Parijs	BEL	Tonykart	Bouvin Power	49.499	0.572		49.499	
26	246	Maksim Shtotland	RUS	FA Kart	Mayak Racing	49.502	0.575			49.502
27	230	Alessandro Trombelli	ITA		Sinergy Motorsport	49.504	0.577	49.504		
28	207	Oliver Myers	GBR	Tonykart	Coles Racing	49.509	0.582		49.509	
29	234	Julien Falchero	FRA	Kosmic	Sonic Racing Kart	49.526	0.599		49.526	
30	210	Luke Varley	GBR	Birel	KMS - Birel Motorsport	49.530	0.603			49.530
31	317	Julien Hermouet	FRA	Lenzokart	Kart in Pro	49.530	0.603	49.530		
32	223	Tom Grice	GBR	Tonykart	Coles Racing	49.535	0.608	49.535		
33	301	Yannick De Brabander	BEL	CRG	CRG S.P.A.	49.543	0.616	49.543		
34	286	Oberg Viktor	SWE	Gillard	PDB Racing Team	49.550	0.623			49.550
35	242	Tom Meijer	NLD	Tonykart	Bouvin Power	49.569	0.642			49.569
36	252	Glenn Rupp	DEU	Tonykart	RS Competition	49.575	0.648			49.575
37	218	Petr Bezel	CZE	MS Kart	MS Kart Racing Team	49.578	0.651		49.578	
38	320	Filippo Laghi	ITA	Haase	Motor One Racing	49.602	0.675			49.602
39	292	Benjamin Bailly	BEL	Tonykart	RS Competition	49.644	0.717	49.644		
40	220	Abdullah Al Rawahi	ONM	DR	Msport	49.673	0.746			49.673
41	258	Vincent Fraisse	FRA	Sodikart	Sodikart	49.701	0.774		49.701	
42	255	Michael Cool	BEL	Tonykart	Bouvin Power	49.713	0.786			49.713
43	261	Yaro Deckers	NLD	FA Kart	Team TKP	49.720	0.793			49.720
44	305	Marco Mazzantini	ITA	Righetti Ridoll	Gold Kart Racing Team	49.721	0.794		49.721	
45	310	Juuso Pykalainen	FIN	Tonykart	MPT Racing	49.770	0.843	49.770		

## Announcements

These results are provisional until the conclusion of any judicial and technical matters!





# Rotax Euro Challenge 2014 Laghi/Italy

Rotax Seniors

Laghi / Italy 1,256 Km

Total result Qualifying Group S1/S2/S3

Pos	No.	Name	Nat.	Chassis	Race Team	Total Best Tm	Diff	QS1 Best Tm	QS2 Best Tm	QS3 Best Tm
46	260	Sam Smelt	GBR	Kosmic	Aim Motorsport	49.782	0.855			49.782
47	267	Gavin Jonk	NLD	Gillard	PDB Racing Team	49.785	0.858			49.785
48	259	Anthony Fotia	FRA	Sodikart	Patrick Fotia	49.788	0.861	49.788		
49	293	Jaakko Leskela	FIN	Birel	KMS - Birel Motorsport	49.841	0.914	49.841		
50	316	Natalia Balbo	ITA	Zanardi	Scarpi Racing	49.850	0.923		49.850	
51	324	Antoni Ptak	POL	Birel	KMS - Birel Motorsport	49.888	0.961	49.888		
52	257	Jack Constable	GBR	Tonykart	RL Racing Dept UK Ltd	49.900	0.973			49.900
53	318	Maximilian Schmitt	DEU	Praga	M-Tec Praga Racing	49.907	0.980			49.907
54	266	Christian Loft	DNK	Tonykart	RS Competition	49.979	1.052	49.979		
55	219	Marie Bakken	NOR	Gillard	PDB Racing Team	49.986	1.059		49.986	
56	274	Angelos Malandrinos	GRC	Tonykart	AM Kart Racing Team	50.052	1.125	50.052		
57	322	Mirco Rossi	ITA	Haase	Scuderia HF	50.065	1.138		50.065	
58	321	Christian Gobbi	ITA	Sodikart	Ciao Racing	50.179	1.252	50.179		
59	277	Max Renberg	SWE	Tonykart	RS Competition	50.220	1.293	50.220		
60	309	Maxence Laurent	FRA	Flandria Kart	Flandria Competition Kart	50.264	1.337			50.264
61	285	Cecile Martini	FRA	Sodikart	Martini Racing	50.275	1.348		50.275	
62	233	Petr Shchekochikhin	RUS	Kosmic	Topline Racing	50.328	1.401		50.328	
DQ	254	Stefan Artner	AUT	Tonykart	Speedway Academy					

## Announcements

These results are provisional until the conclusion of any judicial and technical matters!

# Heat organization Rotax Euro Challenge Casteletto / Italy Seniors Group A

Group	Pos	No.	Firstname	Lastname	Class	Overall BestTm
Group A	1	303	Guan Yu	Zhou	Seniors	48.927
Group A	6	249	Dries	Vanthoor	Seniors	49.274
Group A	11	307	Lukasz	Bartoszuk	Seniors	49.349
Group A	16	226	Jessica	Backman	Seniors	49.413
Group A	21	238	Aavo	Talvar	Seniors	49.486
Group A	26	246	Maksim	Shtotland	Seniors	49.502
Group A	31	317	Julien	Hermouet	Seniors	49.530
Group A	36	252	Glenn	Rupp	Seniors	49.575
Group A	41	258	Vincent	Fraisse	Seniors	49.701
Group A	46	260	Sam	Smelt	Seniors	49.782
Group A	51	324	Antoni	Ptak	Seniors	49.888
Group A	56	274	Angelos	Malandrinos	Seniors	50.052
Group A	61	285	Cecile	Martini	Seniors	50.275



Clerk of the course Thomas Lainer:

Stewards (Chairman) Kris Lambrecht:

Scrutineer Paul Klaassen:

Timekeeping M. Wagner:

Printed: 30.05.2014 15:40

Posted at: h

**Heat organization  
Rotax Euro Challenge  
Casteletto / Italy  
Seniors Group B**

Group	Pos	No.	Firstname	Lastname	Class	Overall BestTm
Group B	2	215	Harry	Webb	Seniors	48.968
Group B	7	222	Lars	Lamborelle	Seniors	49.275
Group B	12	302	Claman	Demelo	Seniors	49.367
Group B	17	244	Luke	Knott	Seniors	49.469
Group B	22	325	Charlie	Turner	Seniors	49.492
Group B	27	230	Alessandro	Trombelli	Seniors	49.504
Group B	32	223	Tom	Grice	Seniors	49.535
Group B	37	218	Petr	Bezel	Seniors	49.578
Group B	42	255	Michael	Cool	Seniors	49.713
Group B	47	267	Gavin	Jonk	Seniors	49.785
Group B	52	257	Jack	Constable	Seniors	49.900
Group B	57	322	Mirco	Rossi	Seniors	50.065
Group B	62	233	Petr	Shchekochikhin	Seniors	50.328



Clerk of the course Thomas Lainer:

Stewards (Chairman) Kris Lambrecht:

Scrutineer Paul Klaassen:

Timekeeping M. Wagner:

Printed: 30.05.2014 15:40

Posted at: h

## Heat organization Rotax Euro Challenge Casteletto / Italy Seniors Group C

Group	Pos	No.	Firstname	Lastname	Class	Overall BestTm
Group C	3	289	Brett	Ward	Seniors	49.074
Group C	8	212	Pierce	Lehane	Seniors	49.294
Group C	13	241	Edward	Tansley	Seniors	49.383
Group C	18	227	Josh	White	Seniors	49.469
Group C	23	294	Tsujii	Yuto	Seniors	49.495
Group C	28	207	Oliver	Myers	Seniors	49.509
Group C	33	301	Yannick	De Brabander	Seniors	49.543
Group C	38	320	Filippo	Laghi	Seniors	49.602
Group C	43	261	Yaro	Deckers	Seniors	49.720
Group C	48	259	Anthony	Fotia	Seniors	49.788
Group C	53	318	Maximilian	Schmitt	Seniors	49.907
Group C	58	321	Christian	Gobbi	Seniors	50.179
Group C	63	254	Stefan	Artner	Seniors	EXC



Clerk of the course Thomas Lainer:

Stewards (Chairman) Kris Lambrecht:

Scrutineer Paul Klaassen:

Timekeeping M. Wagner:

Printed: 30.05.2014 15:40

posted at: h

## Heat organization Rotax Euro Challenge Casteletto / Italy Seniors Group D

Group	Pos	No.	Firstname	Lastname	Class	Overall BestTm
Group D	4	250	Joseph	Reilly	Seniors	49.114
Group D	9	248	Philip	Vollstedt	Seniors	49.327
Group D	14	225	Constantin	Schoell	Seniors	49.394
Group D	19	228	Nicolas	Picot	Seniors	49.480
Group D	24	224	Josh	Price	Seniors	49.498
Group D	29	234	Julien	Falchero	Seniors	49.526
Group D	34	286	Oberg	Viktor	Seniors	49.550
Group D	39	292	Benjamin	Bailly	Seniors	49.644
Group D	44	305	Marco	Mazzantini	Seniors	49.721
Group D	49	293	Jaakko	Leskela	Seniors	49.841
Group D	54	266	Christian	Loft	Seniors	49.979
Group D	59	277	Max	Renberg	Seniors	50.220



Clerk of the course Thomas Lainer:

Stewards (Chairman) Kris Lambrecht:

Scrutineer Paul Klaassen:

Timekeeping M. Wagner:

Printed: 30.05.2014 15:40

posted at: h

**Heat organization  
Rotax Euro Challenge  
Casteletto / Italy  
Group E**

Group	Pos	No.	Firstname	Lastname	Class	Overall BestTm
Group E	5	205	Edward	Brand	Seniors	49.176
Group E	10	204	Martin	Mortensen	Seniors	49.345
Group E	15	299	Ilari	Pispanen	Seniors	49.401
Group E	20	319	Xavier	Pozzoli	Seniors	49.484
Group E	25	208	Glenn	Van Parijs	Seniors	49.499
Group E	30	210	Luke	Varley	Seniors	49.530
Group E	35	242	Tom	Meijer	Seniors	49.569
Group E	40	220	Abdullah	Al Rawahi	Seniors	49.673
Group E	45	310	Juuso	Pykalainen	Seniors	49.770
Group E	50	316	Natalia	Balbo	Seniors	49.850
Group E	55	219	Marie	Bakken	Seniors	49.986
Group E	60	309	Maxence	Laurent	Seniors	50.264



Clerk of the course Thomas Lainer:

Stewards (Chairman) Kris Lambrecht:

Scrutineer Paul Klaassen:

Timekeeping M. Wagner:

Printed: 30.05.2014 15:40

posted at: h

Rotax Euro Challenge  
 Class: Seniors  
 Date/Time: 31.05.2014 10:10

Track: Casteletto / Italy  
 Heat: Race 1 Qualifying Heat 1 A+B  
 Laps: 11

Edition 1

	35	18		36
	33	17		34
	31	16		32
	29	15		30
	27	14		28
Cecile Martini	<b>285</b>	13	Petr Shchekochikhin	<b>233</b>
	25			26
Angelos Malandrinou	<b>274</b>	12	Mirco Rossi	<b>322</b>
	23			24
Antoni Ptak	<b>324</b>	11	Jack Constable	<b>257</b>
	21			22
Sam Smelt	<b>260</b>	10	Gavin Jonk	<b>267</b>
	19			20
Vincent Fraise	<b>258</b>	9	Michael Cool	<b>255</b>
	17			18
Glenn Rupp	<b>252</b>	8	Petr Bezel	<b>218</b>
	15			16
Julien Hermouet	<b>317</b>	7	Tom Grice	<b>223</b>
	13			14
Maksim Shtotland	<b>246</b>	6	Alessandro Trombelli	<b>230</b>
	11			12
Aavo Talvar	<b>238</b>	5	Charlie Turner	<b>325</b>
	9			10
Jessica Backman	<b>226</b>	4	Luke Knott	<b>244</b>
	7			8
Lukasz Bartoszuk	<b>307</b>	3	Claman Demelo	<b>302</b>
	5			6
Dries Vanthoor	<b>249</b>	2	Lars Lamborelle	<b>222</b>
	3			4
Guan Yu Zhou	<b>303</b>	1	Harry Webb	<b>215</b>
	1	Row		2

Pole Position

Clerk of the course Thomas Lainer:  
 Stewards (Chairman) Kris Lambrecht:

Scrutineer Paul Klaassen:  
 Timekeeping M. Wagner:

posted at: h

These results are provisional until the conclusion of any judicial and technical matters

printed 30.05.2014 15:54

Rotax Euro Challenge  
 Class: Seniors  
 Date/Time: 31.05.2014 10:30

Track: Casteletto / Italy  
 Heat: Race 2 Qualifying Heat 2 C+D  
 Laps: 11

Edition 1

	35	18		36
	33	17		34
	31	16		32
	29	15		30
	27	14		28
Stefan Artner	<b>254</b>	13		26
	25			24
Christian Gobbi	<b>321</b>	12	Max Renberg	<b>277</b>
	23			22
Maximilian Schmitt	<b>318</b>	11	Christian Loft	<b>266</b>
	21			20
Anthony Fotia	<b>259</b>	10	Jaakko Leskela	<b>293</b>
	19			18
Yaro Deckers	<b>261</b>	9	Marco Mazzantini	<b>305</b>
	17			16
Filippo Laghi	<b>320</b>	8	Benjamin Bailly	<b>292</b>
	15			14
Yannick De Brabander	<b>301</b>	7	Oberg Viktor	<b>286</b>
	13			12
Oliver Myers	<b>207</b>	6	Julien Falchero	<b>234</b>
	11			10
Tsujii Yuto	<b>294</b>	5	Josh Price	<b>224</b>
	9			8
Josh White	<b>227</b>	4	Nicolas Picot	<b>228</b>
	7			6
Edward Tansley	<b>241</b>	3	Constantin Schoell	<b>225</b>
	5			4
Pierce Lehane	<b>212</b>	2	Philip Vollstedt	<b>248</b>
	3			2
Brett Ward	<b>289</b>	1	Joseph Reilly	<b>250</b>
	1	Row		2

Pole Position

Clerk of the course Thomas Lainer:  
 Stewards (Chairman) Kris Lambrecht:

Scrutineer Paul Klaassen:  
 Timekeeping M. Wagner:

posted at: h

These results are provisional until the conclusion of any judicial and technical matters

printed 30.05.2014 15:54



Rotax Euro Challenge  
 Class: Seniors  
 Date/Time: 31.05.2014 12:10

Track: Casteletto / Italy  
 Heat: Race 7 Qualifying Heat 3 A+E  
 Laps: 11

Edition 1

	35	18		36
	33	17		34
	31	16		32
	29	15		30
	27	14		28
Cecile Martini	<b>285</b>	13		26
	25			
Angelos Malandrinou	<b>274</b>	12	Maxence Laurent	<b>309</b>
	23			24
Antoni Ptak	<b>324</b>	11	Marie Bakken	<b>219</b>
	21			22
Sam Smelt	<b>260</b>	10	Natalia Balbo	<b>316</b>
	19			20
Vincent Fraise	<b>258</b>	9	Juuso Pykalainen	<b>310</b>
	17			18
Glenn Rupp	<b>252</b>	8	Abdullah Al Rawahi	<b>220</b>
	15			16
Julien Hermouet	<b>317</b>	7	Tom Meijer	<b>242</b>
	13			14
Maksim Shtotland	<b>246</b>	6	Luke Varley	<b>210</b>
	11			12
Aavo Talvar	<b>238</b>	5	Glenn Van Parijs	<b>208</b>
	9			10
Jessica Backman	<b>226</b>	4	Xavier Pozzoli	<b>319</b>
	7			8
Lukasz Bartoszuk	<b>307</b>	3	Ilari Pispänen	<b>299</b>
	5			6
Dries Vanthoor	<b>249</b>	2	Martin Mortensen	<b>204</b>
	3			4
Guan Yu Zhou	<b>303</b>	1	Edward Brand	<b>205</b>
	1			2

Pole Position

Clerk of the course Thomas Lainer:  
 Stewards (Chairman) Kris Lambrecht:

Scrutineer Paul Klaassen:  
 Timekeeping M. Wagner:

posted at: h

These results are provisional until the conclusion of any judicial and technical matters

printed 30.05.2014 15:54

Rotax Euro Challenge  
 Class: Seniors  
 Date/Time: 31.05.2014 12:30

Track: Casteletto / Italy  
 Heat: Race 8 Qualifying Heat 4 B+C  
 Laps: 11

Edition 1

	35	18		36
	33	17		34
	31	16		32
	29	15		30
	27	14		28
Petr Shchekochikhin	<b>233</b>	13	Stefan Artner	<b>254</b>
	25			26
Mirco Rossi	<b>322</b>	12	Christian Gobbi	<b>321</b>
	23			24
Jack Constable	<b>257</b>	11	Maximilian Schmitt	<b>318</b>
	21			22
Gavin Jonk	<b>267</b>	10	Anthony Fotia	<b>259</b>
	19			20
Michael Cool	<b>255</b>	9	Yaro Deckers	<b>261</b>
	17			18
Petr Bezel	<b>218</b>	8	Filippo Laghi	<b>320</b>
	15			16
Tom Grice	<b>223</b>	7	Yannick De Brabander	<b>301</b>
	13			14
Alessandro Trombelli	<b>230</b>	6	Oliver Myers	<b>207</b>
	11			12
Charlie Turner	<b>325</b>	5	Tsuji Yuto	<b>294</b>
	9			10
Luke Knott	<b>244</b>	4	Josh White	<b>227</b>
	7			8
Claman Demelo	<b>302</b>	3	Edward Tansley	<b>241</b>
	5			6
Lars Lamborelle	<b>222</b>	2	Pierce Lehane	<b>212</b>
	3			4
Harry Webb	<b>215</b>	1	Brett Ward	<b>289</b>
	1			2

Pole Position

Clerk of the course Thomas Lainer:  
 Stewards (Chairman) Kris Lambrecht:

Scrutineer Paul Klaassen:  
 Timekeeping M. Wagner:

posted at: h

These results are provisional until the conclusion of any judicial and technical matters

printed 30.05.2014 15:55

Rotax Euro Challenge  
 Class: Seniors  
 Date/Time: 31.05.2014 13:20

Track: Casteletto / Italy  
 Heat: Race 9 Qualifying Heat 5 D+E  
 Laps: 11

Edition 1

	35	18		36
	33	17		34
	31	16		32
	29	15		30
	27	14		28
	25	13		26
Max Renberg	<b>277</b>	12	Maxence Laurent	<b>309</b>
	23			24
Christian Loft	<b>266</b>	11	Marie Bakken	<b>219</b>
	21			22
Jaakko Leskela	<b>293</b>	10	Natalia Balbo	<b>316</b>
	19			20
Marco Mazzantini	<b>305</b>	9	Juuso Pykalainen	<b>310</b>
	17			18
Benjamin Bailly	<b>292</b>	8	Abdullah Al Rawahi	<b>220</b>
	15			16
Oberg Viktor	<b>286</b>	7	Tom Meijer	<b>242</b>
	13			14
Julien Falchero	<b>234</b>	6	Luke Varley	<b>210</b>
	11			12
Josh Price	<b>224</b>	5	Glenn Van Parijs	<b>208</b>
	9			10
Nicolas Picot	<b>228</b>	4	Xavier Pozzoli	<b>319</b>
	7			8
Constantin Schoell	<b>225</b>	3	Ilari Pispänen	<b>299</b>
	5			6
Philip Vollstedt	<b>248</b>	2	Martin Mortensen	<b>204</b>
	3			4
Joseph Reilly	<b>250</b>	1	Edward Brand	<b>205</b>
	1			2

Pole Position

Clerk of the course Thomas Lainer:  
 Stewards (Chairman) Kris Lambrecht:

Scrutineer Paul Klaassen:  
 Timekeeping M. Wagner:

Rotax Euro Challenge  
 Class: Seniors  
 Date/Time: 31.05.2014 13:40

Track: Casteletto / Italy  
 Heat: Race 10 Qualifying Heat 6 A+C  
 Laps: 11

Edition 1

35
----

18

36
----

33
----

17

34
----

31
----

16

32
----

29
----

15

30
----

27
----

14

28
----

Cecile Martini	<b>285</b>	Group A 50.275
----------------	------------	-------------------

13

Stefan Artner	<b>254</b>	Group C EXC
---------------	------------	----------------

Angelos Malandrinou	<b>274</b>	Group A 50.052
---------------------	------------	-------------------

12

Christian Gobbi	<b>321</b>	Group C 50.179
-----------------	------------	-------------------

Antoni Ptak	<b>324</b>	Group A 49.888
-------------	------------	-------------------

11

Maximilian Schmitt	<b>318</b>	Group C 49.907
--------------------	------------	-------------------

Sam Smelt	<b>260</b>	Group A 49.782
-----------	------------	-------------------

10

Anthony Fotia	<b>259</b>	Group C 49.788
---------------	------------	-------------------

Vincent Fraise	<b>258</b>	Group A 49.701
----------------	------------	-------------------

9

Yaro Deckers	<b>261</b>	Group C 49.720
--------------	------------	-------------------

Glenn Rupp	<b>252</b>	Group A 49.575
------------	------------	-------------------

8

Filippo Laghi	<b>320</b>	Group C 49.602
---------------	------------	-------------------

Julien Hermouet	<b>317</b>	Group A 49.530
-----------------	------------	-------------------

7

Yannick De Brabander	<b>301</b>	Group C 49.543
----------------------	------------	-------------------

Maksim Shtotland	<b>246</b>	Group A 49.502
------------------	------------	-------------------

6

Oliver Myers	<b>207</b>	Group C 49.509
--------------	------------	-------------------

Aavo Talvar	<b>238</b>	Group A 49.486
-------------	------------	-------------------

5

Tsuji Yuto	<b>294</b>	Group C 49.495
------------	------------	-------------------

Jessica Backman	<b>226</b>	Group A 49.413
-----------------	------------	-------------------

4

Josh White	<b>227</b>	Group C 49.469
------------	------------	-------------------

Lukasz Bartoszuk	<b>307</b>	Group A 49.349
------------------	------------	-------------------

3

Edward Tansley	<b>241</b>	Group C 49.383
----------------	------------	-------------------

Dries Vanthoor	<b>249</b>	Group A 49.274
----------------	------------	-------------------

2

Pierce Lehane	<b>212</b>	Group C 49.294
---------------	------------	-------------------

Guan Yu Zhou	<b>303</b>	Group A 48.927
--------------	------------	-------------------

1

Brett Ward	<b>289</b>	Group C 49.074
------------	------------	-------------------

Pole Position

Row

Clerk of the course Thomas Lainer:

Scrutineer Paul Klaassen:

Stewards (Chairman) Kris Lambrecht:

Timekeeping M. Wagner:

posted at: h

These results are provisional until the conclusion of any judicial and technical matters

printed 30.05.2014 15:55

Rotax Euro Challenge  
 Class: Seniors  
 Date/Time: 31.05.2014 15:20

Track: Casteletto / Italy  
 Heat: Race 15 Qualifying Heat 7 B+E  
 Laps: 11

Edition 1

	35	18		36
	33	17		34
	31	16		32
	29	15		30
	27	14		28
Petr Shchekochikhin	<b>233</b>	13		26
	25			24
Mirco Rossi	<b>322</b>	12	Maxence Laurent	<b>309</b>
	23			22
Jack Constable	<b>257</b>	11	Marie Bakken	<b>219</b>
	21			20
Gavin Jonk	<b>267</b>	10	Natalia Balbo	<b>316</b>
	19			18
Michael Cool	<b>255</b>	9	Juuso Pykalainen	<b>310</b>
	17			16
Petr Bezel	<b>218</b>	8	Abdullah Al Rawahi	<b>220</b>
	15			14
Tom Grice	<b>223</b>	7	Tom Meijer	<b>242</b>
	13			12
Alessandro Trombelli	<b>230</b>	6	Luke Varley	<b>210</b>
	11			10
Charlie Turner	<b>325</b>	5	Glenn Van Parijs	<b>208</b>
	9			8
Luke Knott	<b>244</b>	4	Xavier Pozzoli	<b>319</b>
	7			6
Claman Demelo	<b>302</b>	3	Ilari Pispänen	<b>299</b>
	5			4
Lars Lamborelle	<b>222</b>	2	Martin Mortensen	<b>204</b>
	3			2
Harry Webb	<b>215</b>	1	Edward Brand	<b>205</b>
	1	Row		2

Pole Position

Clerk of the course Thomas Lainer:  
 Stewards (Chairman) Kris Lambrecht:

Scrutineer Paul Klaassen:  
 Timekeeping M. Wagner:

Rotax Euro Challenge  
 Class: Seniors  
 Date/Time: 31.05.2014 15:40

Track: Casteletto / Italy  
 Heat: Race 16 Qualifying Heat 8 A+D  
 Laps: 11

Edition 1

	35	18		36
	33	17		34
	31	16		32
	29	15		30
	27	14		28
Cecile Martini	<b>285</b>	13		26
	25			24
Angelos Malandrinou	<b>274</b>	12	Max Renberg	<b>277</b>
	23			22
Antoni Ptak	<b>324</b>	11	Christian Loft	<b>266</b>
	21			20
Sam Smelt	<b>260</b>	10	Jaakko Leskela	<b>293</b>
	19			18
Vincent Fraise	<b>258</b>	9	Marco Mazzantini	<b>305</b>
	17			16
Glenn Rupp	<b>252</b>	8	Benjamin Bailly	<b>292</b>
	15			14
Julien Hermouet	<b>317</b>	7	Oberg Viktor	<b>286</b>
	13			12
Maksim Shtotland	<b>246</b>	6	Julien Falchero	<b>234</b>
	11			10
Aavo Talvar	<b>238</b>	5	Josh Price	<b>224</b>
	9			8
Jessica Backman	<b>226</b>	4	Nicolas Picot	<b>228</b>
	7			6
Lukasz Bartoszuk	<b>307</b>	3	Constantin Schoell	<b>225</b>
	5			4
Dries Vanthoor	<b>249</b>	2	Philip Vollstedt	<b>248</b>
	3			2
Guan Yu Zhou	<b>303</b>	1	Joseph Reilly	<b>250</b>
	1			2

Pole Position

Clerk of the course Thomas Lainer:  
 Stewards (Chairman) Kris Lambrecht:

Scrutineer Paul Klaassen:  
 Timekeeping M. Wagner:

posted at: h

These results are provisional until the conclusion of any judicial and technical matters

printed 30.05.2014 15:56

Rotax Euro Challenge  
 Class: Seniors  
 Date/Time: 31.05.2014 17:00

Track: Casteletto / Italy  
 Heat: Race 19 Qualifying Heat 9 C+E  
 Laps: 11

Edition 1

	35		18		36
	33		17		34
	31		16		32
	29		15		30
	27		14		28
Stefan Artner	<b>254</b>	Group C EXC	13		26
Christian Gobbi	<b>321</b>	Group C 50.179	12	Maxence Laurent	<b>309</b>
	23				24
Maximilian Schmitt	<b>318</b>	Group C 49.907	11	Marie Bakken	<b>219</b>
	21				22
Anthony Fotia	<b>259</b>	Group C 49.788	10	Natalia Balbo	<b>316</b>
	19				20
Yaro Deckers	<b>261</b>	Group C 49.720	9	Juuso Pykalainen	<b>310</b>
	17				18
Filippo Laghi	<b>320</b>	Group C 49.602	8	Abdullah Al Rawahi	<b>220</b>
	15				16
Yannick De Brabander	<b>301</b>	Group C 49.543	7	Tom Meijer	<b>242</b>
	13				14
Oliver Myers	<b>207</b>	Group C 49.509	6	Luke Varley	<b>210</b>
	11				12
Tsujii Yuto	<b>294</b>	Group C 49.495	5	Glenn Van Parijs	<b>208</b>
	9				10
Josh White	<b>227</b>	Group C 49.469	4	Xavier Pozzoli	<b>319</b>
	7				8
Edward Tansley	<b>241</b>	Group C 49.383	3	Ilari Pispänen	<b>299</b>
	5				6
Pierce Lehane	<b>212</b>	Group C 49.294	2	Martin Mortensen	<b>204</b>
	3				4
Brett Ward	<b>289</b>	Group C 49.074	1	Edward Brand	<b>205</b>
	1				2

Pole Position

Clerk of the course Thomas Lainer:  
 Stewards (Chairman) Kris Lambrecht:

Scrutineer Paul Klaassen:  
 Timekeeping M. Wagner:

posted at: h

These results are provisional until the conclusion of any judicial and technical matters

printed 30.05.2014 15:56

Rotax Euro Challenge  
 Class: Seniors  
 Date/Time: 31.05.2014 17:20

Track: Casteletto / Italy  
 Heat: Race 20 Qualifying Heat 10 B+D  
 Laps: 11

Edition 1

	35	18		36
	33	17		34
	31	16		32
	29	15		30
	27	14		28
Petr Shchekochikhin	<b>233</b>	13		26
	25			27
Mirco Rossi	<b>322</b>	12	Max Renberg	<b>277</b>
	23			24
Jack Constable	<b>257</b>	11	Christian Loft	<b>266</b>
	21			22
Gavin Jonk	<b>267</b>	10	Jaakko Leskela	<b>293</b>
	19			20
Michael Cool	<b>255</b>	9	Marco Mazzantini	<b>305</b>
	17			18
Petr Bezel	<b>218</b>	8	Benjamin Bailly	<b>292</b>
	15			16
Tom Grice	<b>223</b>	7	Oberg Viktor	<b>286</b>
	13			14
Alessandro Trombelli	<b>230</b>	6	Julien Falchero	<b>234</b>
	11			12
Charlie Turner	<b>325</b>	5	Josh Price	<b>224</b>
	9			10
Luke Knott	<b>244</b>	4	Nicolas Picot	<b>228</b>
	7			8
Claman Demelo	<b>302</b>	3	Constantin Schoell	<b>225</b>
	5			6
Lars Lamborelle	<b>222</b>	2	Philip Vollstedt	<b>248</b>
	3			4
Harry Webb	<b>215</b>	1	Joseph Reilly	<b>250</b>
	1	Row		2

Pole Position

Clerk of the course Thomas Lainer:  
 Stewards (Chairman) Kris Lambrecht:

Scrutineer Paul Klaassen:  
 Timekeeping M. Wagner:





# Rotax Euro Challenge 2014 Laghi/Italy

Rotax Seniors

Laghi / Italy 1,256 Km

Warm up Odd Numbers

31.05.2014 09:00

Practice (5:00 Time) started at 9:00:01

Pos	No.	Name	Nat.	Chassis	Race Team	Laps	Best Tm	Diff	Gap	In Lap	km/h
1	249	Dries Vanthoor	NLD	FA Kart	Team TKP	4	1:02.866			3	71,924
2	317	Julien Hermouet	FRA	Lenzokart	Kart in Pro	4	1:03.125	0.259	0.259	4	71,629
3	255	Michael Cool	BEL	Tonykart	Bouvin Power	4	1:03.643	0.777	0.518	4	71,046
4	301	Yannick De Brabander	BEL	CRG	CRG S.P.A.	4	1:03.842	0.976	0.199	3	70,825
5	261	Yaro Deckers	NLD	FA Kart	Team TKP	4	1:03.874	1.008	0.032	4	70,789
6	303	Guan Yu Zhou	GBR	Tonykart	Strawberry Racing	4	1:04.414	1.548	0.540	4	70,196
7	223	Tom Grice	GBR	Tonykart	Coles Racing	4	1:04.837	1.971	0.423	4	69,738
8	233	Petr Shchekochikhin	RUS	Kosmic	Topline Racing	4	1:05.174	2.308	0.337	4	69,377
9	259	Anthony Fotia	FRA	Sodikart	Patrick Fotia	4	1:05.177	2.311	0.003	4	69,374
10	215	Harry Webb	GBR	Tonykart	Strawberry Racing	4	1:05.492	2.626	0.315	3	69,040
11	285	Cecile Martini	FRA	Sodikart	Martini Racing	4	1:05.546	2.680	0.054	4	68,984
12	277	Max Renberg	SWE	Tonykart	RS Competition	3	1:05.708	2.842	0.162	3	68,814
13	305	Marco Mazzantini	ITA	Righetti Ridol	Gold Kart Racing Team	4	1:05.784	2.918	0.076	4	68,734
14	319	Xavier Pozzoli	FRA	Kosmic	Sonic Racing Kart	4	1:06.965	4.099	1.181	4	67,522
15	299	Ilari Pispänen	FIN	Birel	KMS - Birel Motorsport	4	1:07.497	4.631	0.532	4	66,990
16	293	Jaakko Leskela	FIN	Birel	KMS - Birel Motorsport	3	1:09.049	6.183	1.552	3	65,484
17	257	Jack Constable	GBR	Tonykart	RL Racing Dept UK Ltd	4	1:09.252	6.386	0.203	4	65,292
18	225	Constantin Schoell	AUT	FA Kart	Dan Holland Racing	4	1:09.823	6.957	0.571	3	64,758
19	289	Brett Ward	GBR	Alonso	Dan Holland Racing	3	1:10.292	7.426	0.469	2	64,326
20	227	Josh White	GBR	Tonykart	Coles Racing	3	1:10.296	7.430	0.004	3	64,322
21	219	Marie Bakken	NOR	Gillard	PDB Racing Team	4	1:10.609	7.743	0.313	3	64,037
22	241	Edward Tansley	GBR	Tonykart	Coles Racing	3	1:12.017	9.151	1.408	2	62,785
23	267	Gavin Jonk	NLD	Gillard	PDB Racing Team	3	1:12.283	9.417	0.266	2	62,554
24	207	Oliver Myers	GBR	Tonykart	Coles Racing	3	1:12.818	9.952	0.535	2	62,095
25	309	Maxence Laurent	FRA	Flandria Kart	Flandria Competition Kart	3	1:13.544	10.678	0.726	2	61,482
26	325	Charlie Turner	GBR	Tonykart	Protrain	1	1:15.840	12.974	2.296	1	59,620
27	307	Lukasz Bartoszuk	POL	CRG	CRG S.P.A.	2	1:16.339	13.473	0.499	1	59,231

Timekeeping M. Wagner:



Clerk of the course Thomas Lainer:

Steward Kris Lambrecht:

Chief Scrutineer Paul Klaassen:

[www.mylaps.com](http://www.mylaps.com)

Licensed to: Motorsport Events



# Rotax Euro Challenge 2014 Laghi/Italy

## Rotax Seniors

## Laghi / Italy 1,256 Km

### Warm up Odd Numbers

31.05.2014 09:00

### Practice (5:00 Time) started at 9:00:01

Lap	Time of Day	Lap Tm	Diff	S1 Tm	S2 Tm	S3 Tm
<b>(249) Dries Vanthoor</b>						
1	9:02:12.934	<b>1:04.404</b>	+1.538	22.704	17.043	24.657
2	9:03:16.907	<b>1:03.973</b>	+1.107	22.318	17.269	24.386
3	9:04:19.773	<b>1:02.866</b>		<b>21.415</b>	<b>16.747</b>	24.704
4	9:05:22.650	<b>1:02.877</b>	+0.011	21.987	16.944	<b>23.946</b>

<b>(317) Julien Hermouet</b>						
1	9:02:21.082	<b>1:05.808</b>	+2.683	23.498	16.883	25.427
2	9:03:26.124	<b>1:05.042</b>	+1.917	23.425	<b>16.767</b>	24.850
3	9:04:30.117	<b>1:03.993</b>	+0.868	22.559	16.776	24.658
4	9:05:33.242	<b>1:03.125</b>		<b>21.938</b>	16.769	<b>24.418</b>

<b>(255) Michael Cool</b>						
1	9:02:19.430	<b>1:08.005</b>	+4.362	24.123	17.742	26.140
2	9:03:30.189	<b>1:10.759</b>	+7.116	25.826	18.651	26.282
3	9:04:35.333	<b>1:05.144</b>	+1.501	23.026	17.443	<b>24.675</b>
4	9:05:38.976	<b>1:03.643</b>		<b>22.263</b>	<b>16.647</b>	24.733

<b>(301) Yannick De Brabander</b>						
1	9:02:22.752	<b>1:07.153</b>	+3.311	23.838	17.901	25.414
2	9:03:28.650	<b>1:05.898</b>	+2.056	22.871	17.724	25.303
3	9:04:32.492	<b>1:03.842</b>		<b>21.911</b>	<b>16.876</b>	<b>25.055</b>
4	9:05:36.989	<b>1:04.497</b>	+0.655	22.157	16.919	25.421

<b>(261) Yaro Deckers</b>						
1	9:02:23.410	<b>1:07.883</b>	+4.009	23.766	17.175	26.942
2	9:03:29.148	<b>1:05.738</b>	+1.864	22.861	17.201	25.676
3	9:04:36.103	<b>1:06.955</b>	+3.081	22.629	19.096	<b>25.230</b>
4	9:05:39.977	<b>1:03.874</b>		<b>21.952</b>	<b>16.682</b>	25.240

<b>(303) Guan Yu Zhou</b>						
1	9:02:19.321	<b>1:07.287</b>	+2.873	24.168	17.244	25.875
2	9:03:27.725	<b>1:08.404</b>	+3.990	25.749	17.446	25.209
3	9:04:33.692	<b>1:05.967</b>	+1.553	23.710	17.358	<b>24.899</b>
4	9:05:38.106	<b>1:04.414</b>		<b>22.483</b>	<b>16.909</b>	25.022

<b>(223) Tom Grice</b>						
1	9:02:37.184	<b>1:11.757</b>	+6.920	25.471	19.012	27.274
2	9:03:46.003	<b>1:08.819</b>	+3.982	24.036	18.160	26.623
3	9:04:51.472	<b>1:05.469</b>	+0.632	<b>22.500</b>	17.100	25.869
4	9:05:56.309	<b>1:04.837</b>		22.615	<b>16.810</b>	<b>25.412</b>

<b>(233) Petr Shchekochikhin</b>						
1	9:02:16.586	<b>1:06.541</b>	+1.367	23.328	17.601	25.612
2	9:03:23.827	<b>1:07.241</b>	+2.067	23.048	17.987	26.206
3	9:04:30.289	<b>1:06.462</b>	+1.288	22.814	17.848	25.800
4	9:05:35.463	<b>1:05.174</b>		<b>22.597</b>	<b>17.101</b>	<b>25.476</b>

<b>(259) Anthony Fotia</b>						
1	9:02:14.390	<b>1:06.692</b>	+1.515	23.378	18.065	25.249
2	9:03:20.214	<b>1:05.824</b>	+0.647	22.840	17.809	25.175
3	9:04:25.474	<b>1:05.260</b>	+0.083	22.497	17.718	<b>25.045</b>
4	9:05:30.651	<b>1:05.177</b>		<b>22.442</b>	<b>17.333</b>	25.402

<b>(215) Harry Webb</b>						
1	9:02:30.357	<b>1:08.384</b>	+2.892	23.907	17.466	27.011
2	9:03:36.777	<b>1:06.420</b>	+0.928	23.281	17.316	25.823
3	9:04:42.269	<b>1:05.492</b>		<b>22.705</b>	<b>16.776</b>	26.011
4	9:05:47.824	<b>1:05.555</b>	+0.063	22.945	17.002	<b>25.608</b>

<b>(285) Cecile Martini</b>						
1	9:02:25.912	<b>1:09.057</b>	+3.511	23.980	18.879	26.198
2	9:03:33.628	<b>1:07.716</b>	+2.170	23.615	17.583	26.518
3	9:04:40.310	<b>1:06.682</b>	+1.136	22.879	17.335	26.468
4	9:05:45.856	<b>1:05.546</b>		<b>22.546</b>	<b>16.973</b>	<b>26.027</b>

<b>(277) Max Renberg</b>						
1	9:02:26.894	<b>1:08.105</b>	+2.397	23.845	17.939	26.321
2	9:03:33.188	<b>1:06.294</b>	+0.586	23.116	17.269	<b>25.909</b>
3	9:04:38.896	<b>1:05.708</b>		<b>22.428</b>	<b>17.071</b>	26.209

<b>(305) Marco Mazzantini</b>						
1	9:02:28.048	<b>1:08.917</b>	+3.133	23.968	18.424	26.525
2	9:03:34.632	<b>1:06.584</b>	+0.800	22.934	17.157	26.493
3	9:04:40.759	<b>1:06.127</b>	+0.343	22.943	<b>16.994</b>	26.190
4	9:05:46.543	<b>1:05.784</b>		<b>22.716</b>	17.115	<b>25.953</b>

<b>(319) Xavier Pozzoli</b>						
1	9:02:39.321	<b>1:11.156</b>	+4.191	25.114	18.728	27.314
2	9:03:50.450	<b>1:11.129</b>	+4.164	25.023	18.769	27.337
3	9:04:59.463	<b>1:09.013</b>	+2.048	24.006	18.322	26.685
4	9:06:06.428	<b>1:06.965</b>		<b>23.316</b>	<b>17.669</b>	<b>25.980</b>

<b>(299) Ilari Pispanen</b>						
1	9:02:38.958	<b>1:13.044</b>	+5.547	25.438	19.589	28.017
2	9:03:50.273	<b>1:11.315</b>	+3.818	24.650	18.968	27.697
3	9:04:58.182	<b>1:07.909</b>	+0.412	<b>23.287</b>	18.441	26.181
4	9:06:05.679	<b>1:07.497</b>		23.721	<b>18.398</b>	<b>25.378</b>

<b>(293) Jaakko Leskela</b>						
1	9:02:45.398	<b>1:15.123</b>	+6.074	26.794	20.036	28.293
2	9:03:56.389	<b>1:10.991</b>	+1.942	24.684	18.910	27.397
3	9:05:05.438	<b>1:09.049</b>		<b>24.184</b>	<b>18.102</b>	<b>26.763</b>

<b>(257) Jack Constable</b>						
1	9:02:34.514	<b>1:15.492</b>	+6.240	27.069	19.088	29.335
2	9:03:48.068	<b>1:13.554</b>	+4.302	26.555	19.045	27.954
3	9:05:01.065	<b>1:12.997</b>	+3.745	26.196	18.391	28.410
4	9:06:10.317	<b>1:09.252</b>		<b>24.127</b>	<b>17.880</b>	<b>27.245</b>

<b>(225) Constantin Schoell</b>						
1	9:02:27.415	<b>1:11.607</b>	+1.784	24.787	18.874	27.946
2	9:03:48.405	<b>1:20.990</b>	+11.167	24.540	19.079	37.371
3	9:04:58.228	<b>1:09.823</b>		24.292	<b>18.146</b>	<b>27.385</b>
4	9:06:08.318	<b>1:10.090</b>	+0.267	<b>23.791</b>	18.550	27.749

<b>(289) Brett Ward</b>						
1	9:02:41.180	<b>1:13.064</b>	+2.772	26.115	19.340	27.609
2	9:03:51.472	<b>1:10.292</b>		<b>24.529</b>	18.677	<b>27.086</b>
3	9:05:05.628	<b>1:14.156</b>	+3.864	28.408	<b>17.560</b>	28.188

<b>(227) Josh White</b>						
1	9:02:47.240	<b>1:14.035</b>	+3.739	26.430	18.678	28.927
2	9:04:01.173	<b>1:13.933</b>	+3.637	<b>24.119</b>	19.216	30.598
3	9:05:11.469	<b>1:10.296</b>		24.259	<b>18.454</b>	<b>27.583</b>

<b>(219) Marie Bakken</b>						
1	9:02:30.924	<b>1:15.958</b>	+5.349	25.701	20.721	29.536
2	9:03:43.381	<b>1:12.457</b>	+1.848	25.007	18.951	28.499
3	9:04:53.990	<b>1:10.609</b>		24.240	18.434	<b>27.935</b>
4	9:06:13.998	<b>1:20.008</b>	+9.399	<b>23.247</b>	<b>17.816</b>	38.945

<b>(241) Edward Tansley</b>						
1	9:02:40.395	<b>1:13.218</b>	+1.201	25.402	19.474	28.342
2	9:03:52.412	<b>1:12.017</b>		24.688	19.516	<b>27.813</b>
3	9:05:09.363	<b>1:16.951</b>	+4.934	<b>23.965</b>	<b>18.733</b>	34.253

<b>(267) Gavin Jonk</b>						
1	9:02:39.093	<b>1:14.745</b>	+2.462	26.907	19.475	<b>28.363</b>
2	9:03:51.376	<b>1:12.283</b>		24.705	19.211	28.367
3	9:05:12.841	<b>1:21.465</b>	+9.182	<b>24.454</b>	<b>19.209</b>	37.802

Timekeeping M. Wagner:

Clerk of the course Thomas Lainer:

[www.mylaps.com](http://www.mylaps.com)

Steward Kris Lambrecht:

Chief Scrutineer Paul Klaassen:

Licensed to: Motorsport Events



# Rotax Euro Challenge 2014 Laghi/Italy

Rotax Seniors

Laghi / Italy 1,256 Km

Warm up Odd Numbers

31.05.2014 09:00

Practice (5:00 Time) started at 9:00:01

Lap	Time of Day	Lap Tm	Diff	S1 Tm	S2 Tm	S3 Tm	Lap	Time of Day	Lap Tm	Diff	S1 Tm	S2 Tm	S3 Tm
<b>(207) Oliver Myers</b>													
1	9:03:02.474	1:13.213	+0.395	26.938	18.450	27.825							
2	9:04:15.292	<b>1:12.818</b>		26.441	18.381	27.996							
3	9:05:13.453	58.161	-14.657	<b>22.967</b>	<b>17.238</b>	<b>17.956</b>							
<b>(309) Maxence Laurent</b>													
1	9:02:46.209	1:16.186	+2.642	26.880	20.278	29.028							
2	9:03:59.753	<b>1:13.544</b>		<b>24.844</b>	19.902	28.798							
3	9:05:15.959	1:16.206	+2.662	28.591	<b>18.903</b>	<b>28.712</b>							
<b>(325) Charlie Turner</b>													
1	9:02:45.898	<b>1:15.840</b>		<b>26.017</b>	<b>19.591</b>	30.232							
<b>(307) Lukasz Bartoszuk</b>													
1	9:02:30.449	<b>1:16.339</b>		25.823	20.511	30.005							
2	9:05:10.951	2:40.502	+1:24.163	<b>24.976</b>	<b>18.097</b>	1:57.429							

Timekeeping M. Wagner:

Clerk of the course Thomas Lainer:

Steward Kris Lambrecht:

Chief Scrutineer Paul Klaassen:

www.mylaps.com

Licensed to: Motorsport Events



# Rotax Euro Challenge 2014 Laghi/Italy

Rotax Seniors

Laghi / Italy 1,256 Km

Warm up Even Numbers

31.05.2014 09:10

Practice (5:00 Time) started at 9:10:00

Pos	No.	Name	Nat.	Chassis	Race Team	Laps	Best Tm	Diff	Gap	In Lap	km/h
1	238	Aavo Talvar	EST	Tonykart	Talvar Racing	4	58.308			4	77,547
2	228	Nicolas Picot	FRA	Sodikart	Kart Pro Racing	4	58.554	0.246	0.246	4	77,221
3	218	Petr Bezel	CZE	MS Kart	MS Kart Racing Team	4	58.663	0.355	0.109	4	77,078
4	212	Pierce Lehane	GBR	Alonso	Dan Holland Racing	4	58.885	0.577	0.222	4	76,787
5	260	Sam Smelt	GBR	Kosmic	Aim Motorsport	4	59.562	1.254	0.677	4	75,914
6	258	Vincent Fraise	FRA	Sodikart	Sodikart	4	59.582	1.274	0.020	4	75,889
7	310	Juuso Pykalainen	FIN	Tonykart	MPT Racing	4	59.884	1.576	0.302	4	75,506
8	286	Oberg Viktor	SWE	Gillard	PDB Racing Team	4	1:00.439	2.131	0.555	4	74,813
9	220	Abdullah Al Rawahi	ONM	DR	Msport	4	1:00.652	2.344	0.213	4	74,550
10	224	Josh Price	GBR	Art GP	Art Grand Prix	3	1:01.748	3.440	1.096	1	73,227
11	294	Tsujii Yuto	JPN	Alonso	Dan Holland Racing	4	1:01.774	3.466	0.026	4	73,196
12	292	Benjamin Bailly	BEL	Tonykart	RS Competition	4	1:01.932	3.624	0.158	4	73,009
13	318	Maximilian Schmitt	DEU	Praga	M-Tec Praga Racing	4	1:02.255	3.947	0.323	4	72,630
14	222	Lars Lamborelle	NLD	tonykart	Strawberry Racing	4	1:02.697	4.389	0.442	4	72,118
15	266	Christian Loft	DNK	Tonykart	RS Competition	4	1:02.723	4.415	0.026	4	72,088
16	246	Maksim Shtotland	RUS	FA Kart	Mayak Racing	4	1:02.756	4.448	0.033	4	72,050
17	322	Mirco Rossi	ITA	Haase	Scuderia HF	4	1:02.857	4.549	0.101	3	71,935
18	320	Filippo Laghi	ITA	Haase	Motor One Racing	4	1:03.211	4.903	0.354	3	71,532
19	244	Luke Knott	GBR	Tonykart	RL Racing Dept UK Ltd	4	1:03.303	4.995	0.092	3	71,428
20	252	Glenn Rupp	DEU	Tonykart	RS Competition	4	1:03.362	5.054	0.059	4	71,361
21	234	Julien Falchero	FRA	Kosmic	Sonic Racing Kart	4	1:03.456	5.148	0.094	3	71,256
22	274	Angelos Malandrinou	GRC	Tonykart	AM Kart Racing Team	4	1:03.472	5.164	0.016	4	71,238
23	226	Jessica Backman	SWE	Tonykart	Strawberry Racing	4	1:03.570	5.262	0.098	3	71,128
24	254	Stefan Artner	AUT	Tonykart	Speedway Academy	4	1:03.884	5.576	0.314	3	70,778
25	210	Luke Varley	GBR	Birel	KMS - Birel Motorsport	2	1:04.271	5.963	0.387	1	70,352
26	250	Joseph Reilly	GBR	Tonykart	Strawberry Racing	2	1:04.408	6.100	0.137	2	70,202
27	316	Natalia Balbo	ITA	Zanardi	Scarpi Racing	4	1:04.496	6.188	0.088	4	70,107
28	324	Antoni Ptak	POL	Birel	KMS - Birel Motorsport	3	1:05.141	6.833	0.645	3	69,413
29	230	Alessandro Trombelli	ITA		Sinergy Motorsport	3	1:06.337	8.029	1.196	3	68,161
30	302	Claman Demelo	CAN	Intrepid	Intrepid Driver Program	2	1:09.211	10.903	2.874	1	65,331

## Announcements

No. 292 without transponder / timed by photocell

Timekeeping M. Wagner:



Clerk of the course Thomas Lainer:

Steward Kris Lambrecht:

Chief Scrutineer Paul Klaassen:

[www.mylaps.com](http://www.mylaps.com)

Licensed to: Motorsport Events



# Rotax Euro Challenge 2014 Laghi/Italy

## Rotax Seniors

Laghi / Italy 1,256 Km

## Warm up Even Numbers

31.05.2014 09:10

Practice (5:00 Time) started at 9:10:00

Lap	Time of Day	Lap Tm	Diff	S1 Tm	S2 Tm	S3 Tm
<b>(238) Aavo Talvar</b>						
1	9:12:09.688	<b>1:01.853</b>	+3.545	20.985	16.280	24.588
2	9:13:11.870	<b>1:02.182</b>	+3.874	20.371	15.544	26.267
3	9:14:11.066	<b>59.196</b>	+0.888	19.913	15.327	23.956
4	9:15:09.374	<b>58.308</b>		<b>19.561</b>	<b>15.210</b>	<b>23.537</b>
<b>(228) Nicolas Picot</b>						
1	9:12:22.659	<b>1:10.487</b>	+11.933	22.651	16.885	30.951
2	9:13:25.767	<b>1:03.108</b>	+4.554	21.807	15.521	25.780
3	9:14:31.881	<b>1:06.114</b>	+7.560	25.996	15.656	24.462
4	9:15:30.435	<b>58.554</b>		<b>19.993</b>	<b>15.062</b>	<b>23.499</b>
<b>(218) Petr Bezel</b>						
1	9:12:24.188	<b>1:08.105</b>	+9.442	23.555	18.265	26.285
2	9:13:32.215	<b>1:08.027</b>	+9.364	25.294	16.571	26.162
3	9:14:32.539	<b>1:00.324</b>	+1.661	20.741	15.553	24.030
4	9:15:31.202	<b>58.663</b>		<b>19.935</b>	<b>14.856</b>	<b>23.872</b>
<b>(212) Pierce Lehane</b>						
1	9:12:16.368	<b>1:05.121</b>	+6.236	22.271	17.411	25.439
2	9:13:21.624	<b>1:05.256</b>	+6.371	22.911	16.725	25.620
3	9:14:46.437	<b>1:24.813</b>	+25.928	44.851	15.891	24.071
4	9:15:45.322	<b>58.885</b>		<b>20.378</b>	<b>15.399</b>	<b>23.108</b>
<b>(260) Sam Smelt</b>						
1	9:12:22.887	<b>1:04.312</b>	+4.750	22.398	17.238	24.676
2	9:13:23.885	<b>1:00.998</b>	+1.436	20.758	16.050	24.190
3	9:14:25.665	<b>1:01.780</b>	+2.218	21.556	15.794	24.430
4	9:15:25.227	<b>59.562</b>		<b>20.410</b>	<b>15.601</b>	<b>23.551</b>
<b>(258) Vincent Fraisee</b>						
1	9:12:24.813	<b>1:08.239</b>	+8.657	23.728	17.784	26.727
2	9:13:28.361	<b>1:03.548</b>	+3.966	22.285	16.337	24.926
3	9:14:28.991	<b>1:00.630</b>	+1.048	20.990	15.545	24.095
4	9:15:28.573	<b>59.582</b>		<b>20.571</b>	<b>15.201</b>	<b>23.810</b>
<b>(310) Juuso Pykalainen</b>						
1	9:12:03.086	<b>1:01.517</b>	+1.633	21.350	16.268	23.899
2	9:13:04.133	<b>1:01.047</b>	+1.163	21.018	16.027	24.002
3	9:14:04.558	<b>1:00.425</b>	+0.541	20.978	15.627	<b>23.820</b>
4	9:15:04.442	<b>59.884</b>		<b>20.367</b>	<b>15.464</b>	24.053
<b>(286) Oberg Viktor</b>						
1	9:12:08.807	<b>1:03.743</b>	+3.304	21.573	15.977	26.193
2	9:13:11.450	<b>1:02.643</b>	+2.204	20.210	16.865	25.568
3	9:14:22.186	<b>1:10.736</b>	+10.297	<b>19.807</b>	15.378	35.551
4	9:15:22.625	<b>1:00.439</b>		20.033	<b>15.345</b>	<b>25.061</b>
<b>(220) Abdullah Al Rawahi</b>						
1	9:12:30.692	<b>1:10.143</b>	+9.491	23.981	18.509	27.653
2	9:13:35.741	<b>1:05.049</b>	+4.397	22.239	17.001	25.809
3	9:14:38.226	<b>1:02.485</b>	+1.833	20.803	<b>16.339</b>	25.343
4	9:15:38.878	<b>1:00.652</b>		<b>20.038</b>	16.540	<b>24.074</b>
<b>(224) Josh Price</b>						
1	9:12:30.282	<b>1:01.748</b>		21.346	<b>16.352</b>	24.050
2	9:13:32.485	<b>1:02.203</b>	+0.455	21.901	16.480	<b>23.822</b>
3	9:14:40.888	<b>1:08.403</b>	+6.655	<b>21.109</b>	16.403	30.891
<b>(294) Tsujii Yuto</b>						
1	9:12:23.348	<b>1:08.116</b>	+6.342	23.801	17.878	26.437
2	9:13:38.481	<b>1:15.133</b>	+13.359	29.378	18.792	26.963
3	9:14:43.005	<b>1:04.524</b>	+2.750	21.826	17.400	25.298
4	9:15:44.779	<b>1:01.774</b>		<b>21.098</b>	<b>16.210</b>	<b>24.466</b>

Lap	Time of Day	Lap Tm	Diff	S1 Tm	S2 Tm	S3 Tm
<b>(292) Benjamin Bailly</b>						
1	9:12:30.024	<b>1:08.012</b>	+6.080			
2	9:13:35.174	<b>1:05.150</b>	+3.218			
3	9:14:39.053	<b>1:03.879</b>	+1.947			
4	9:15:40.985	<b>1:01.932</b>				
<b>(318) Maximilian Schmitt</b>						
1	9:12:26.607	<b>1:12.058</b>	+9.803	25.674	19.079	27.305
2	9:13:31.528	<b>1:04.921</b>	+2.666	23.006	16.576	25.339
3	9:14:34.919	<b>1:03.391</b>	+1.136	21.604	16.113	25.674
4	9:15:37.174	<b>1:02.255</b>		<b>21.156</b>	<b>16.018</b>	<b>25.081</b>
<b>(222) Lars Lamborelle</b>						
1	9:12:15.884	<b>1:05.175</b>	+2.478	22.514	17.202	25.459
2	9:13:20.613	<b>1:04.729</b>	+2.032	22.661	16.828	25.240
3	9:14:26.387	<b>1:05.774</b>	+3.077	22.677	17.293	25.804
4	9:15:29.084	<b>1:02.697</b>		<b>21.579</b>	<b>16.366</b>	<b>24.752</b>
<b>(266) Christian Loft</b>						
1	9:12:12.973	<b>1:03.723</b>	+1.000	22.496	16.957	24.270
2	9:13:15.871	<b>1:02.898</b>	+0.175	22.144	<b>16.504</b>	24.250
3	9:14:18.597	<b>1:02.726</b>	+0.003	21.804	16.616	24.306
4	9:15:21.320	<b>1:02.723</b>		<b>21.758</b>	16.720	<b>24.245</b>
<b>(246) Maksim Shtotland</b>						
1	9:12:32.598	<b>1:09.060</b>	+6.304	24.071	16.889	28.100
2	9:13:38.592	<b>1:05.994</b>	+3.238	23.412	16.417	26.165
3	9:14:43.925	<b>1:05.333</b>	+2.577	22.858	16.271	26.204
4	9:15:46.681	<b>1:02.756</b>		<b>22.018</b>	<b>15.883</b>	<b>24.855</b>
<b>(322) Mirco Rossi</b>						
1	9:12:24.227	<b>1:08.288</b>	+5.431	23.380	18.582	26.326
2	9:13:28.899	<b>1:04.672</b>	+1.815	21.589	17.479	25.604
3	9:14:31.756	<b>1:02.857</b>		<b>21.275</b>	<b>16.036</b>	<b>25.546</b>
4	9:15:37.542	<b>1:05.786</b>	+2.929	22.109	16.878	26.799
<b>(320) Filippo Laghi</b>						
1	9:12:27.546	<b>1:06.246</b>	+3.035	22.875	17.447	25.924
2	9:13:33.081	<b>1:05.535</b>	+2.324	22.888	16.853	25.794
3	9:14:36.292	<b>1:03.211</b>		<b>21.784</b>	<b>16.188</b>	<b>25.239</b>
4	9:15:42.228	<b>1:05.936</b>	+2.725	21.930	16.874	27.132
<b>(244) Luke Knott</b>						
1	9:12:20.323	<b>1:04.750</b>	+1.447	22.921	17.138	<b>24.691</b>
2	9:13:24.777	<b>1:04.454</b>	+1.151	22.245	16.715	25.494
3	9:14:28.080	<b>1:03.303</b>		21.966	16.332	25.005
4	9:15:31.452	<b>1:03.372</b>	+0.069	<b>21.954</b>	<b>16.155</b>	25.263
<b>(252) Glenn Rupp</b>						
1	9:12:10.723	<b>1:05.853</b>	+2.491	22.866	17.422	25.565
2	9:13:16.121	<b>1:05.398</b>	+2.036	22.388	17.132	25.878
3	9:14:20.381	<b>1:04.260</b>	+0.898	22.324	16.914	25.022
4	9:15:23.743	<b>1:03.362</b>		<b>21.966</b>	<b>16.533</b>	<b>24.863</b>
<b>(234) Julien Falchero</b>						
1	9:12:17.453	<b>1:08.337</b>	+4.881	23.635	18.217	26.485
2	9:13:23.658	<b>1:06.205</b>	+2.749	22.582	18.241	25.382
3	9:14:27.114	<b>1:03.456</b>		22.532	16.583	<b>24.341</b>
4	9:15:37.761	<b>1:10.647</b>	+7.191	<b>21.378</b>	<b>16.066</b>	33.203
<b>(274) Angelos Malandrinos</b>						
1	9:12:26.924	<b>1:09.703</b>	+6.231	23.594	18.652	27.457
2	9:13:34.111	<b>1:07.187</b>	+3.715	23.636	16.934	26.617
3	9:14:40.147	<b>1:06.036</b>	+2.564	22.370	17.046	26.620
4	9:15:43.619	<b>1:03.472</b>		<b>21.895</b>	<b>16.283</b>	<b>25.294</b>

Timekeeping M. Wagner:

Clerk of the course Thomas Lainer:

[www.mylaps.com](http://www.mylaps.com)

Steward Kris Lambrecht:

Chief Scrutineer Paul Klaassen:

Licensed to: Motorsport Events



# Rotax Euro Challenge 2014 Laghi/Italy

Rotax Seniors

Laghi / Italy 1,256 Km

Warm up Even Numbers

31.05.2014 09:10

Practice (5:00 Time) started at 9:10:00

Lap	Time of Day	Lap Tm	Diff	S1 Tm	S2 Tm	S3 Tm	Lap	Time of Day	Lap Tm	Diff	S1 Tm	S2 Tm	S3 Tm
<b>(226) Jessica Backman</b>													
1	9:12:17.922	1:05.514	+1.944	22.886	17.120	25.508							
2	9:13:21.704	1:03.782	+0.212	22.320	16.992	24.470							
3	9:14:25.274	1:03.570		22.123	17.184	24.263							
4	9:15:29.419	1:04.145	+0.575	21.823	16.816	25.506							
<b>(254) Stefan Artner</b>													
1	9:12:38.556	1:09.708	+5.824	25.432	18.277	25.999							
2	9:13:45.983	1:07.427	+3.543	23.729	17.826	25.872							
3	9:14:49.867	1:03.884		21.702	16.707	25.475							
4	9:15:54.555	1:04.688	+0.804	22.016	16.870	25.802							
<b>(210) Luke Varley</b>													
1	9:12:12.680	1:04.271		21.833	16.629	25.809							
2	9:13:19.721	1:07.041	+2.770	23.092	17.534	26.415							
<b>(250) Joseph Reilly</b>													
1	9:12:17.900	1:05.858	+1.450	22.595	16.965	26.298							
2	9:13:22.308	1:04.408		22.575	17.061	24.772							
<b>(316) Natalia Balbo</b>													
1	9:12:27.194	1:06.751	+2.255	23.311	17.262	26.178							
2	9:13:33.603	1:06.409	+1.913	23.726	16.676	26.007							
3	9:14:38.104	1:04.501	+0.005	22.282	16.066	26.153							
4	9:15:42.600	1:04.496		21.956	16.656	25.884							
<b>(324) Antoni Ptak</b>													
1	9:12:16.232	1:06.693	+1.552	23.069	16.900	26.724							
2	9:13:22.344	1:06.112	+0.971	22.745	16.660	26.707							
3	9:14:27.485	1:05.141		22.994	16.532	25.615							
<b>(230) Alessandro Trombelli</b>													
1	9:12:21.706	1:07.342	+1.005	23.530	17.940	25.872							
2	9:13:28.667	1:06.961	+0.624	23.827	17.305	25.829							
3	9:14:35.004	1:06.337		23.239	16.783	26.315							
<b>(302) Claman Demelo</b>													
1	9:12:27.148	1:09.211		23.445	18.378	27.388							
2	9:13:37.315	1:10.167	+0.956	25.042	18.534	26.591							

Timekeeping M. Wagner:

Clerk of the course Thomas Lainer:

Steward Kris Lambrecht:

Chief Scrutineer Paul Klaassen:

www.mylaps.com

Licensed to: Motorsport Events



# Rotax Euro Challenge 2014 Laghi/Italy

Rotax Seniors

Laghi / Italy 1,256 Km

RACE 1 Qualifying Heat 1 A-B

**-NEW-**

31.05.2014 10:10

Race (11 Laps) started at 10:12:19


Pos	No.	Name	Nat.	Chassis	Race Team	Laps	Total Tm	Diff	Best Tm	In Lap	km/h	Points
1	215	Harry Webb	GBR	Tonykart	Strawberry Racing	11	9:16.534		49.776	9	90,839	0
2	303	Guan Yu Zhou	GBR	Tonykart	Strawberry Racing	11	9:17.194	0.660	49.663	11	91,046	2
3	222	Lars Lamborelle	NLD	tonykart	Strawberry Racing	11	9:17.970	1.436	49.855	9	90,695	3
4	249	Dries Vanthoor	NLD	FA Kart	Team TKP	11	9:19.992	3.458	49.985	4	90,459	4
5	238	Aavo Talvar	EST	Tonykart	Talvar Racing	11	9:20.470	3.936	49.907	10	90,601	5
6	223	Tom Grice	GBR	Tonykart	Coles Racing	11	9:20.630	4.096	49.882	10	90,646	6
7	230	Alessandro Trombelli	ITA		Sinergy Motorsport	11	9:20.791	4.257	49.918	10	90,581	7
8	302	Claman Demelo	CAN	Intrepid	Intrepid Driver Program	11	9:20.960	4.426	49.928	8	90,562	8
9	255	Michael Cool	BEL	Tonykart	Bouvin Power	11	9:22.040	5.506	50.090	6	90,270	9
10	325	Charlie Turner	GBR	Tonykart	Protrain	11	9:22.285	5.751	49.989	9	90,452	10
11	218	Petr Bezel	CZE	MS Kart	MS Kart Racing Team	11	9:26.319	9.785	50.362	7	89,782	11
12	260	Sam Smelt	GBR	Kosmic	Aim Motorsport	11	9:26.399	9.865	50.139	4	90,181	12
13	307	Lukasz Bartoszuk	POL	CRG	CRG S.P.A.	11	9:26.982	10.448	50.016	5	90,403	13
14	226	Jessica Backman	SWE	Tonykart	Strawberry Racing	11	9:27.330	10.796	50.150	8	90,162	14
15	285	Cecile Martini	FRA	Sodikart	Martini Racing	11	9:28.472	11.938	50.480	11	89,572	15
16	257	Jack Constable	GBR	Tonykart	RL Racing Dept UK Ltd	11	9:29.054	12.520	50.295	11	89,902	16
17	317	Julien Hermouet	FRA	Lenzokart	Kart in Pro	11	9:29.615	13.081	50.142	11	90,176	17
18	252	Glenn Rupp	DEU	Tonykart	RS Competition	11	9:30.032	13.498	50.186	10	90,097	18
19	324	Antoni Ptak	POL	Birel	KMS - Birel Motorsport	11	9:31.624	15.090	50.175	6	90,117	19
20	233	Petr Shchekochikhin	RUS	Kosmic	Topline Racing	11	9:32.006	15.472	50.519	11	89,503	20
21	258	Vincent Fraise	FRA	Sodikart	Sodikart	11	9:32.591	16.057	50.080	11	90,288	21
22	267	Gavin Jonk	NLD	Gillard	PDB Racing Team	11	9:32.766	16.232	50.310	11	89,875	22
23	274	Angelos Malandrinou	GRC	Tonykart	AM Kart Racing Team	11	9:33.800	17.266	50.530	3	89,483	23
24	322	Mirco Rossi	ITA	Haase	Scuderia HF	11	9:34.502	17.968	50.597	6	89,365	24
25	244	Luke Knott	GBR	Tonykart	RL Racing Dept UK Ltd	1	1:14.470	10 Laps	1:13.919	1	61,170	25
26	246	Maksim Shtotland	RUS	FA Kart	Mayak Racing		0.976	11 Laps		0	-	26

## Announcements

These results are provisional until the conclusion of any judicial and technical matters!  
 No. 258 warning board / 5 sec. time penalty  
 No. 324 time penalty 5 sec. / unfair driving

Margin of Victory	Ø km/h	Best Lap Tm	km/h	Best Lap by
0.660	89,370	49.663	91,046	303 - Guan Yu Zhou

Official Timing [www.rgmmc.com](http://www.rgmmc.com) Orbits

Timekeeping M. Wagner:  Clerk of the course Thomas Lainer: [www.mylaps.com](http://www.mylaps.com)  
 Steward Kris Lambrecht: Chief Scrutineer Paul Klaassen: Licensed to: Motorsport Events  
 Printed: 31.05.2014 11:05:54 posted at: h



# Rotax Euro Challenge 2014 Laghi/Italy

## Rotax Seniors

Laghi / Italy 1,256 Km

## RACE 1 Qualifying Heat 1 A-B

31.05.2014 10:10

### Race (11 Laps) started at 10:12:19

Lap	Time of Day	Lap Tm	Diff	S1 Tm	S2 Tm	S3 Tm
<b>(215) Harry Webb</b>						
1	10:13:14.080	<b>54.291</b>	+4.515	19.979	14.180	20.132
2	10:14:04.676	<b>50.596</b>	+0.820	17.465	13.454	19.677
3	10:14:54.892	<b>50.216</b>	+0.440	17.248	13.437	19.531
4	10:15:44.763	<b>49.871</b>	+0.095	17.163	<b>13.355</b>	19.353
5	10:16:35.963	<b>51.200</b>	+1.424	17.137	13.561	20.502
6	10:17:26.495	<b>50.532</b>	+0.756	17.224	13.822	19.486
7	10:18:16.586	<b>50.091</b>	+0.315	17.345	13.409	19.337
8	10:19:06.410	<b>49.824</b>	+0.048	17.135	13.380	19.309
9	10:19:56.186	<b>49.776</b>		<b>17.125</b>	13.360	<b>19.291</b>
10	10:20:46.031	<b>49.845</b>	+0.069	17.135	13.405	19.305
11	10:21:36.182	<b>50.151</b>	+0.375	17.253	13.511	19.387

Lap	Time of Day	Lap Tm	Diff	S1 Tm	S2 Tm	S3 Tm
<b>(223) Tom Grice</b>						
1	10:13:15.838	<b>55.300</b>	+5.418	20.145	14.596	20.559
2	10:14:07.316	<b>51.478</b>	+1.596	17.603	13.553	20.322
3	10:14:57.591	<b>50.275</b>	+0.393	17.418	13.470	19.387
4	10:15:47.519	<b>49.928</b>	+0.046	17.249	13.394	19.285
5	10:16:37.685	<b>50.166</b>	+0.284	17.307	13.446	19.413
6	10:17:27.742	<b>50.057</b>	+0.175	17.313	13.369	19.375
7	10:18:18.134	<b>50.392</b>	+0.510	17.678	13.432	<b>19.282</b>
8	10:19:08.200	<b>50.066</b>	+0.184	17.201	13.499	19.366
9	10:19:58.360	<b>50.160</b>	+0.278	17.335	<b>13.354</b>	19.471
10	10:20:48.242	<b>49.882</b>		<b>17.162</b>	13.387	19.333
11	10:21:40.278	<b>52.036</b>	+2.154	17.308	14.146	20.582

Lap	Time of Day	Lap Tm	Diff	S1 Tm	S2 Tm	S3 Tm
<b>(303) Guan Yu Zhou</b>						
1	10:13:13.740	<b>54.092</b>	+4.429	19.867	13.978	20.247
2	10:14:04.806	<b>51.066</b>	+1.403	17.469	13.623	19.974
3	10:14:54.962	<b>50.156</b>	+0.493	17.459	13.385	19.312
4	10:15:44.865	<b>49.903</b>	+0.240	17.276	<b>13.336</b>	19.291
5	10:16:35.839	<b>50.974</b>	+1.311	17.123	13.695	20.156
6	10:17:26.379	<b>50.540</b>	+0.877	17.128	13.879	19.533
7	10:18:17.700	<b>51.321</b>	+1.658	17.830	14.134	19.357
8	10:19:07.630	<b>49.930</b>	+0.267	17.067	13.353	19.510
9	10:19:57.404	<b>49.774</b>	+0.111	<b>17.042</b>	13.421	19.311
10	10:20:47.179	<b>49.775</b>	+0.112	17.072	13.393	19.310
11	10:21:36.842	<b>49.663</b>		17.044	13.373	<b>19.246</b>

Lap	Time of Day	Lap Tm	Diff	S1 Tm	S2 Tm	S3 Tm
<b>(230) Alessandro Trombelli</b>						
1	10:13:14.506	<b>54.001</b>	+4.083	19.563	14.163	20.275
2	10:14:07.651	<b>53.145</b>	+3.227	17.677	14.238	21.230
3	10:14:58.590	<b>50.939</b>	+1.021	17.387	13.852	19.700
4	10:15:48.664	<b>50.074</b>	+0.156	17.218	13.488	19.368
5	10:16:38.645	<b>49.981</b>	+0.063	17.271	<b>13.352</b>	19.358
6	10:17:28.649	<b>50.004</b>	+0.086	<b>17.082</b>	13.472	19.450
7	10:18:19.611	<b>50.962</b>	+1.044	17.413	13.788	19.761
8	10:19:09.745	<b>50.134</b>	+0.216	17.214	13.458	19.462
9	10:19:59.777	<b>50.032</b>	+0.114	17.234	13.408	19.390
10	10:20:49.695	<b>49.918</b>		17.233	13.352	<b>19.333</b>
11	10:21:40.439	<b>50.744</b>	+0.826	17.096	13.425	20.223

Lap	Time of Day	Lap Tm	Diff	S1 Tm	S2 Tm	S3 Tm
<b>(222) Lars Lamborelle</b>						
1	10:13:12.284	<b>52.382</b>	+2.527	18.839	13.860	19.683
2	10:14:03.152	<b>50.868</b>	+1.013	17.630	13.611	19.627
3	10:14:54.234	<b>51.082</b>	+1.227	17.416	14.238	19.428
4	10:15:44.360	<b>50.126</b>	+0.271	17.316	13.463	19.347
5	10:16:35.640	<b>51.280</b>	+1.425	17.299	14.204	19.777
6	10:17:27.008	<b>51.368</b>	+1.513	17.257	13.718	20.393
7	10:18:17.368	<b>50.360</b>	+0.505	17.336	13.584	19.440
8	10:19:07.900	<b>50.532</b>	+0.677	17.199	13.476	19.857
9	10:19:57.755	<b>49.855</b>		<b>17.152</b>	13.393	19.310
10	10:20:47.630	<b>49.875</b>	+0.020	17.199	<b>13.379</b>	<b>19.297</b>
11	10:21:37.618	<b>49.988</b>	+0.133	17.158	13.392	19.438

Lap	Time of Day	Lap Tm	Diff	S1 Tm	S2 Tm	S3 Tm
<b>(302) Claman Demelo</b>						
1	10:13:12.730	<b>52.705</b>	+2.777	19.311	13.742	19.652
2	10:14:03.282	<b>50.552</b>	+0.624	17.470	13.473	19.609
3	10:14:53.958	<b>50.676</b>	+0.748	17.442	13.767	19.467
4	10:15:44.204	<b>50.246</b>	+0.318	17.261	13.580	19.405
5	10:16:35.470	<b>51.266</b>	+1.338	17.622	13.545	20.099
6	10:17:27.595	<b>52.125</b>	+2.197	17.223	14.693	20.209
7	10:18:20.578	<b>52.983</b>	+3.055	18.400	14.017	20.566
8	10:19:10.506	<b>49.928</b>		17.165	13.418	<b>19.345</b>
9	10:20:00.441	<b>49.935</b>	+0.007	17.221	<b>13.354</b>	19.360
10	10:20:50.514	<b>50.073</b>	+0.145	17.301	13.421	19.351
11	10:21:40.608	<b>50.094</b>	+0.166	<b>17.145</b>	13.382	19.567

Lap	Time of Day	Lap Tm	Diff	S1 Tm	S2 Tm	S3 Tm
<b>(249) Dries Vanthoor</b>						
1	10:13:13.679	<b>53.894</b>	+3.909	19.421	14.183	20.290
2	10:14:04.902	<b>51.223</b>	+1.238	17.701	13.546	19.976
3	10:14:55.494	<b>50.592</b>	+0.607	17.612	13.471	19.509
4	10:15:45.479	<b>49.985</b>		17.238	<b>13.397</b>	<b>19.350</b>
5	10:16:36.141	<b>50.662</b>	+0.677	17.201	13.492	19.969
6	10:17:27.254	<b>51.113</b>	+1.128	17.244	13.859	20.010
7	10:18:17.928	<b>50.674</b>	+0.689	17.219	13.814	19.641
8	10:19:08.037	<b>50.109</b>	+0.124	<b>17.137</b>	13.449	19.523
9	10:19:58.613	<b>50.576</b>	+0.591	17.299	13.456	19.821
10	10:20:48.684	<b>50.071</b>	+0.086	17.216	13.442	19.413
11	10:21:39.640	<b>50.956</b>	+0.971	17.160	13.759	20.037

Lap	Time of Day	Lap Tm	Diff	S1 Tm	S2 Tm	S3 Tm
<b>(255) Michael Cool</b>						
1	10:13:16.396	<b>55.539</b>	+5.449	20.528	14.185	20.826
2	10:14:08.184	<b>51.788</b>	+1.698	17.521	13.537	20.730
3	10:14:59.629	<b>51.445</b>	+1.355	17.600	13.681	20.164
4	10:15:50.026	<b>50.397</b>	+0.307	17.237	13.507	19.653
5	10:16:40.157	<b>50.131</b>	+0.041	17.255	<b>13.402</b>	19.474
6	10:17:30.247	<b>50.090</b>		<b>17.230</b>	13.453	19.407
7	10:18:20.736	<b>50.489</b>	+0.399	17.269	13.438	19.782
8	10:19:10.899	<b>50.163</b>	+0.073	17.305	13.498	<b>19.360</b>
9	10:20:01.120	<b>50.221</b>	+0.131	17.283	13.445	19.493
10	10:20:51.409	<b>50.289</b>	+0.199	17.397	13.479	19.413
11	10:21:41.688	<b>50.279</b>	+0.189	17.328	13.493	19.458

Lap	Time of Day	Lap Tm	Diff	S1 Tm	S2 Tm	S3 Tm
<b>(238) Aavo Talvar</b>						
1	10:13:14.388	<b>54.070</b>	+4.163	19.554	14.210	20.306
2	10:14:05.492	<b>51.104</b>	+1.197	17.628	13.841	19.635
3	10:14:55.646	<b>50.154</b>	+0.247	17.314	13.395	19.445
4	10:15:45.696	<b>50.050</b>	+0.143	17.259	13.384	19.407
5	10:16:36.250	<b>50.554</b>	+0.647	17.274	13.464	19.816
6	10:17:27.482	<b>51.232</b>	+1.325	17.314	13.938	19.980
7	10:18:19.762	<b>52.280</b>	+2.373	18.458	14.003	19.819
8	10:19:09.822	<b>50.060</b>	+0.153	17.258	13.431	19.371
9	10:20:00.015	<b>50.193</b>	+0.286	17.406	13.474	<b>19.313</b>
10	10:20:49.922	<b>49.907</b>		17.208	13.357	19.342
11	10:21:40.118	<b>50.196</b>	+0.289	<b>17.140</b>	<b>13.329</b>	19.727

Lap	Time of Day	Lap Tm	Diff	S1 Tm	S2 Tm	S3 Tm
<b>(325) Charlie Turner</b>						
1	10:13:16.022	<b>55.621</b>	+5.632	20.105	14.686	20.830
2	10:14:07.762	<b>51.740</b>	+1.751	17.632	13.597	20.511
3	10:14:59.053	<b>51.291</b>	+1.302	17.695	13.744	19.852
4	10:15:49.789	<b>50.736</b>	+0.747	17.301	13.551	19.884
5	10:16:39.914	<b>50.125</b>	+0.136	17.253	13.425	19.447
6	10:17:29.975	<b>50.061</b>	+0.072	<b>17.169</b>	13.433	19.459
7	10:18:20.959	<b>50.984</b>	+0.995	17.205	<b>13.393</b>	20.386
8	10:19:11.570	<b>50.611</b>	+0.622	17.330	13.846	19.435
9	10:20:01.559	<b>49.989</b>		17.240	13.424	<b>19.325</b>
10	10:20:51.726	<b>50.167</b>	+0.178	17.305	13.422	19.440
11	10:21:41.933	<b>50.207</b>	+0.218	17.288	13.491	19.428

Lap	Time of Day	Lap Tm	Diff	S1 Tm	S2 Tm	S3 Tm
<b>(218) Petr Bezel</b>						

Timekeeping M. Wagner:

Clerk of the course Thomas Lainer:

[www.mylaps.com](http://www.mylaps.com)

Steward Kris Lambrecht:

Chief Scrutineer Paul Klaassen:

Licensed to: Motorsport Events

Printed: 31.05.2014 10:24:08

posted at: h





# Rotax Euro Challenge 2014 Laghi/Italy

## Rotax Seniors

## Laghi / Italy 1,256 Km

### RACE 1 Qualifying Heat 1 A-B

### 31.05.2014 10:10

### Race (11 Laps) started at 10:12:19

Lap	Time of Day	Lap Tm	Diff	S1 Tm	S2 Tm	S3 Tm
1	10:13:14.902	54.213	+3.851	19.909	14.361	19.943
2	10:14:07.569	52.667	+2.305	17.507	14.285	20.875
3	10:14:59.757	52.188	+1.826	17.673	14.078	20.437
4	10:15:50.187	50.430	+0.068	17.285	13.533	19.612
5	10:16:40.871	50.684	+0.322	17.190	13.532	19.962
6	10:17:31.257	50.386	+0.024	17.376	13.481	19.529
7	10:18:21.619	50.362		17.245	13.490	19.627
8	10:19:12.772	51.153	+0.791	17.146	14.323	19.684
9	10:20:03.905	51.133	+0.771	17.324	13.892	19.917
10	10:20:55.099	51.194	+0.832	17.246	13.760	20.188
11	10:21:45.967	50.868	+0.506	17.192	13.581	20.095

Lap	Time of Day	Lap Tm	Diff	S1 Tm	S2 Tm	S3 Tm
2	10:14:10.355	51.532	+1.052	18.108	13.580	19.844
3	10:15:02.068	51.713	+1.233	17.478	14.046	20.189
4	10:15:53.158	51.090	+0.610	17.437	13.787	19.866
5	10:16:43.704	50.546	+0.066	17.506	13.532	19.508
6	10:17:34.481	50.777	+0.297	17.452	13.595	19.730
7	10:18:25.191	50.710	+0.230	17.525	13.501	19.684
8	10:19:15.722	50.531	+0.051	17.383	13.539	19.609
9	10:20:06.834	51.112	+0.632	17.531	13.498	20.083
10	10:20:57.640	50.806	+0.326	17.562	13.679	19.565
11	10:21:48.120	50.480		17.297	13.535	19.648

(260) Sam Smelt

1	10:13:16.735	55.664	+5.525	20.631	14.011	21.022
2	10:14:08.294	51.559	+1.420	17.571	13.444	20.544
3	10:15:00.332	52.038	+1.899	18.420	13.483	20.135
4	10:15:50.471	50.139		17.319	13.448	19.372
5	10:16:40.749	50.278	+0.139	17.201	13.402	19.675
6	10:17:30.994	50.245	+0.106	17.334	13.463	19.448
7	10:18:21.224	50.230	+0.091	17.322	13.436	19.472
8	10:19:12.623	51.399	+1.260	17.289	14.239	19.871
9	10:20:04.081	51.458	+1.319	17.296	14.548	19.614
10	10:20:55.234	51.153	+1.014	17.271	13.742	20.140
11	10:21:46.047	50.813	+0.674	17.368	13.430	20.015

(257) Jack Constable

1	10:13:17.750	56.534	+6.239	22.131	13.755	20.648
2	10:14:10.495	52.745	+2.450	19.383	13.648	19.714
3	10:15:02.177	51.682	+1.387	17.532	13.780	20.370
4	10:15:53.271	51.094	+0.799	17.556	13.913	19.625
5	10:16:43.973	50.702	+0.407	17.557	13.576	19.569
6	10:17:35.792	51.819	+1.524	17.464	13.851	20.504
7	10:18:26.823	51.031	+0.736	17.869	13.596	19.566
8	10:19:17.273	50.450	+0.155	17.319	13.605	19.526
9	10:20:07.853	50.580	+0.285	17.392	13.628	19.560
10	10:20:58.407	50.554	+0.259	17.278	13.632	19.644
11	10:21:48.702	50.295		17.230	13.565	19.500

(324) Antoni Ptak

1	10:13:17.064	55.892	+5.717	20.832	13.824	21.236
2	10:14:08.425	51.361	+1.186	17.471	13.653	20.237
3	10:15:00.529	52.104	+1.929	17.768	13.564	20.772
4	10:15:51.005	50.476	+0.301	17.309	13.486	19.681
5	10:16:41.354	50.349	+0.174	17.224	13.559	19.566
6	10:17:31.529	50.175		17.113	13.443	19.619
7	10:18:21.875	50.346	+0.171	17.168	13.495	19.683
8	10:19:13.106	51.231	+1.056	17.239	13.778	20.214
9	10:20:04.815	51.709	+1.534	17.575	14.120	20.014
10	10:20:55.504	50.689	+0.514	17.186	13.582	19.921
11	10:21:46.272	50.768	+0.593	17.472	13.615	19.681

(317) Julien Hermouet

1	10:13:20.303	59.576	+9.434	25.775	13.900	19.901
2	10:14:11.991	51.688	+1.546	17.930	14.022	19.736
3	10:15:02.503	50.512	+0.370	17.423	13.491	19.598
4	10:15:53.906	51.403	+1.261	17.783	13.666	19.954
5	10:16:44.766	50.860	+0.718	17.556	13.687	19.617
6	10:17:35.929	51.163	+1.021	17.242	13.597	20.324
7	10:18:27.603	51.674	+1.532	18.115	13.593	19.966
8	10:19:18.646	51.043	+0.901	17.241	13.950	19.852
9	10:20:08.888	50.242	+0.100	17.322	13.497	19.423
10	10:20:59.121	50.233	+0.091	17.294	13.505	19.434
11	10:21:49.263	50.142		17.225	13.523	19.394

(307) Lukasz Bartoszuk

1	10:13:14.308	54.325	+4.309	19.666	14.230	20.429
2	10:14:07.187	52.879	+2.863	17.637	14.613	20.629
3	10:14:58.925	51.738	+1.722	17.439	14.391	19.908
4	10:15:49.510	50.585	+0.569	17.261	13.787	19.537
5	10:16:39.526	50.016		17.144	13.430	19.442
6	10:17:29.546	50.020	+0.004	17.159	13.468	19.393
7	10:18:21.041	51.495	+1.479	17.180	13.506	20.809
8	10:19:13.226	52.185	+2.169	17.329	14.290	20.566
9	10:20:03.777	50.551	+0.535	17.231	13.619	19.701
10	10:20:55.354	51.577	+1.561	17.156	14.047	20.374
11	10:21:46.630	51.276	+1.260	18.253	13.556	19.467

(252) Glenn Rupp

1	10:13:18.572	57.703	+7.517	23.879	13.765	20.059
2	10:14:09.075	50.503	+0.317	17.428	13.525	19.550
3	10:15:01.843	52.768	+2.582	17.802	13.489	21.477
4	10:15:53.075	51.232	+1.046	17.382	13.636	20.214
5	10:16:45.949	52.874	+2.688	18.190	14.776	19.908
6	10:17:36.452	50.503	+0.317	17.258	13.625	19.620
7	10:18:27.904	51.452	+1.266	17.677	13.756	20.019
8	10:19:19.002	51.098	+0.912	17.120	13.924	20.054
9	10:20:09.291	50.289	+0.103	17.226	13.455	19.608
10	10:20:59.477	50.186		17.180	13.509	19.497
11	10:21:49.680	50.203	+0.017	17.224	13.534	19.445

(226) Jessica Backman

1	10:13:20.912	1:00.745	+10.595	26.850	13.869	20.026
2	10:14:11.852	50.940	+0.790	17.515	13.730	19.695
3	10:15:02.357	50.505	+0.355	17.250	13.536	19.719
4	10:15:53.734	51.377	+1.227	17.686	13.814	19.877
5	10:16:44.528	50.794	+0.644	17.572	13.702	19.520
6	10:17:35.698	51.170	+1.020	17.276	13.671	20.223
7	10:18:26.024	50.326	+0.176	17.267	13.467	19.592
8	10:19:16.174	50.150		17.254	13.542	19.354
9	10:20:06.583	50.409	+0.259	17.219	13.497	19.693
10	10:20:56.793	50.210	+0.060	17.278	13.526	19.406
11	10:21:46.978	50.185	+0.035	17.227	13.465	19.493

(233) Petr Shchekochikhin

1	10:13:21.232	59.704	+9.185	25.304	13.948	20.452
2	10:14:12.449	51.217	+0.698	17.809	13.738	19.670
3	10:15:03.532	51.083	+0.564	17.654	13.790	19.639
4	10:15:54.347	50.815	+0.296	17.565	13.622	19.628
5	10:16:45.523	51.176	+0.657	17.420	13.995	19.761
6	10:17:36.882	51.359	+0.840	17.347	14.315	19.697
7	10:18:28.430	51.548	+1.029	17.389	14.007	20.152
8	10:19:19.206	50.776	+0.257	17.358	13.568	19.850
9	10:20:10.584	51.378	+0.859	17.583	13.561	20.234
10	10:21:01.135	50.551	+0.032	17.422	13.525	19.604
11	10:21:51.654	50.519		17.375	13.552	19.592

(285) Cecile Martini

1	10:13:18.823	57.199	+6.719	22.791	13.839	20.569
---	--------------	--------	--------	--------	--------	--------

(258) Vincent Fraisse

1	10:13:16.586	55.617	+5.537	20.231	14.267	21.119
2	10:14:08.067	51.481	+1.401	17.503	13.532	20.446



# Rotax Euro Challenge 2014 Laghi/Italy

Rotax Seniors

Laghi / Italy 1,256 Km

RACE 1 Qualifying Heat 1 A-B

31.05.2014 10:10

Race (11 Laps) started at 10:12:19

Lap	Time of Day	Lap Tm	Diff	S1 Tm	S2 Tm	S3 Tm	Lap	Time of Day	Lap Tm	Diff	S1 Tm	S2 Tm	S3 Tm
3	10:15:01.633	53.566	+3.486	17.553	13.894	22.119							
4	10:15:52.933	51.300	+1.220	17.379	13.922	19.999							
5	10:16:43.619	50.686	+0.606	17.369	13.632	19.685							
6	10:17:35.533	51.914	+1.834	17.661	14.072	20.181							
7	10:18:26.182	50.649	+0.569	17.278	13.530	19.841							
8	10:19:16.477	50.295	+0.215	17.349	13.477	19.469							
9	10:20:06.745	50.268	+0.188	17.156	13.470	19.642							
10	10:20:57.159	50.414	+0.334	17.427	13.502	19.485							
11	10:21:47.239	50.080		17.152	13.458	19.470							

(267) Gavin Jonk

1	10:13:24.442	1:03.539	+13.229	29.670	13.927	19.942
2	10:14:15.462	51.020	+0.710	17.754	13.606	19.660
3	10:15:06.291	50.829	+0.519	17.517	13.661	19.651
4	10:15:57.074	50.783	+0.473	17.520	13.630	19.633
5	10:16:47.496	50.422	+0.112	17.413	13.585	19.424
6	10:17:37.945	50.449	+0.139	17.325	13.581	19.543
7	10:18:28.739	50.794	+0.484	17.396	13.604	19.794
8	10:19:19.939	51.200	+0.890	17.448	13.599	20.153
9	10:20:10.795	50.856	+0.546	17.406	13.417	20.033
10	10:21:02.104	51.309	+0.999	17.278	13.678	20.353
11	10:21:52.414	50.310		17.316	13.570	19.424

(274) Angelos Malandrinos

1	10:13:17.838	56.427	+5.897	22.640	13.726	20.061
2	10:14:14.307	56.469	+5.939	22.963	13.819	19.687
3	10:15:04.837	50.530		17.537	13.555	19.438
4	10:15:55.493	50.656	+0.126	17.466	13.619	19.571
5	10:16:46.106	50.613	+0.083	17.279	13.514	19.820
6	10:17:37.036	50.930	+0.400	17.310	13.979	19.641
7	10:18:28.156	51.120	+0.590	17.316	13.975	19.829
8	10:19:19.727	51.571	+1.041	17.272	14.177	20.122
9	10:20:10.864	51.137	+0.607	17.375	13.586	20.176
10	10:21:02.535	51.671	+1.141	17.511	13.612	20.548
11	10:21:53.448	50.913	+0.383	17.839	13.606	19.468

(322) Mirco Rossi

1	10:13:17.574	56.291	+5.694	22.370	13.791	20.130
2	10:14:08.592	51.018	+0.421	17.390	13.644	19.984
3	10:15:01.987	53.395	+2.798	17.780	13.591	22.024
4	10:15:54.002	52.015	+1.418	17.913	13.884	20.218
5	10:16:45.725	51.723	+1.126	17.602	14.068	20.053
6	10:17:36.322	50.597		17.293	13.641	19.663
7	10:18:28.631	52.309	+1.712	17.492	13.737	21.080
8	10:19:19.607	50.976	+0.379	17.382	13.692	19.902
9	10:20:10.271	50.664	+0.067	17.310	13.614	19.740
10	10:21:02.442	52.171	+1.574	17.441	13.969	20.761
11	10:21:54.150	51.708	+1.111	18.351	13.654	19.703

(244) Luke Knott

1	10:13:34.118	1:13.919		38.599	14.372	20.948
---	--------------	----------	--	--------	--------	--------





# Rotax Euro Challenge 2014 Laghi/Italy

Rotax Seniors

Laghi / Italy 1,256 Km

RACE 2 Qualifying Heat 2 C-D

31.05.2014 10:30

Race (11 Laps) started at 10:32:19

Pos	No.	Name	Nat.	Chassis	Race Team	Laps	Total Tm	Diff	Best Tm	In Lap	km/h	Points
1	250	Joseph Reilly	GBR	Tonykart	Strawberry Racing	11	9:10.063		49.501	11	91,344	0
2	212	Pierce Lehane	GBR	Alonso	Dan Holland Racing	11	9:11.144	1.081	49.668	10	91,036	2
3	289	Brett Ward	GBR	Alonso	Dan Holland Racing	11	9:11.345	1.282	49.643	10	91,082	3
4	227	Josh White	GBR	Tonykart	Coles Racing	11	9:13.056	2.993	49.857	5	90,691	4
5	241	Edward Tansley	GBR	Tonykart	Coles Racing	11	9:15.184	5.121	49.800	5	90,795	5
6	224	Josh Price	GBR	Art GP	Art Grand Prix	11	9:15.385	5.322	49.902	4	90,610	6
7	294	Tsujii Yuto	JPN	Alonso	Dan Holland Racing	11	9:15.635	5.572	49.821	8	90,757	7
8	228	Nicolas Picot	FRA	Sodikart	Kart Pro Racing	11	9:15.804	5.741	49.701	5	90,976	8
9	248	Philip Vollstedt	DNK	Tonykart	RS Competition	11	9:16.002	5.939	49.994	7	90,443	9
10	207	Oliver Myers	GBR	Tonykart	Coles Racing	11	9:17.031	6.968	49.802	7	90,792	10
11	301	Yannick De Brabander	BEL	CRG	CRG S.P.A.	11	9:17.530	7.467	50.009	11	90,416	11
12	286	Oberg Viktor	SWE	Gillard	PDB Racing Team	11	9:18.812	8.749	49.970	9	90,486	12
13	225	Constantin Schoell	AUT	FA Kart	Dan Holland Racing	11	9:18.906	8.843	49.849	9	90,706	13
14	234	Julien Falchero	FRA	Kosmic	Sonic Racing Kart	11	9:19.075	9.012	49.995	9	90,441	14
15	320	Filippo Laghi	ITA	Haase	Motor One Racing	11	9:20.535	10.472	49.991	4	90,448	15
16	259	Anthony Fotia	FRA	Sodikart	Patrick Fotia	11	9:21.220	11.157	50.044	6	90,352	16
17	266	Christian Loft	DNK	Tonykart	RS Competition	11	9:24.795	14.732	50.069	11	90,307	17
18	292	Benjamin Bailly	BEL	Tonykart	RS Competition	11	9:25.024	14.961	49.785	6	90,823	18
19	305	Marco Mazzantini	ITA	Righetti Ridolf	Gold Kart Racing Team	11	9:25.057	14.994	50.131	11	90,196	19
20	293	Jaakko Leskela	FIN	Birel	KMS - Birel Motorsport	11	9:26.189	16.126	49.865	11	90,677	20
21	318	Maximilian Schmitt	DEU	Praga	M-Tec Praga Racing	11	9:26.763	16.700	49.896	10	90,620	21
22	254	Stefan Artner	AUT	Tonykart	Speedway Academy	11	9:27.456	17.393	50.064	9	90,316	22
23	277	Max Renberg	SWE	Tonykart	RS Competition	11	9:29.341	19.278	50.053	11	90,336	23
24	321	Christian Gobbi	ITA	Sodikart	Ciao Racing	11	9:31.957	21.894	50.860	11	88,903	24
25	261	Yaro Deckers	NLD	FA Kart	Team TKP	2	1:48.586	9 Laps	51.676	2	87,499	25

## Announcements

These results are provisional until the conclusion of any judicial and technical matters!

No. 292 warning board / time penalty 5 sec

Margin of Victory	Ø km/h	Best Lap Tm	km/h	Best Lap by
1.081	90,422	49.501	91,344	250 - Joseph Reilly

Official Timing [www.rgmmc.com](http://www.rgmmc.com)

Orbits

Timekeeping M. Wagner:

Clerk of the course Thomas Lainer:

[www.mylaps.com](http://www.mylaps.com)

Steward Kris Lambrecht:

Chief Scrutineer Paul Klaassen:

Licensed to: Motorsport Events

Printed: 31.05.2014 10:42:35

posted at:

h



# Rotax Euro Challenge 2014 Laghi/Italy

## Rotax Seniors

## Laghi / Italy 1,256 Km

### RACE 2 Qualifying Heat 2 C-D

31.05.2014 10:30

### Race (11 Laps) started at 10:32:19

Lap	Time of Day	Lap Tm	Diff	S1 Tm	S2 Tm	S3 Tm	Lap	Time of Day	Lap Tm	Diff	S1 Tm	S2 Tm	S3 Tm
<b>(250) Joseph Reilly</b>							<b>(224) Josh Price</b>						
1	10:33:11.729	<b>52.035</b>	+2.534	18.961	13.650	19.424	1	10:33:14.323	<b>54.113</b>	+4.211	19.904	14.054	20.155
2	10:34:01.992	<b>50.263</b>	+0.762	17.292	13.649	19.322	2	10:34:04.670	<b>50.347</b>	+0.445	17.336	13.617	19.394
3	10:34:51.923	<b>49.931</b>	+0.430	17.219	13.499	19.213	3	10:34:54.713	<b>50.043</b>	+0.141	17.181	13.494	19.368
4	10:35:41.794	<b>49.871</b>	+0.370	17.228	13.482	19.161	4	10:35:44.615	<b>49.902</b>		17.129	13.428	19.345
5	10:36:31.670	<b>49.876</b>	+0.375	17.180	13.479	19.217	5	10:36:34.675	<b>50.060</b>	+0.158	17.269	13.473	<b>19.318</b>
6	10:37:21.527	<b>49.857</b>	+0.356	17.191	13.445	19.221	6	10:37:24.582	<b>49.907</b>	+0.005	17.110	13.424	19.373
7	10:38:11.203	<b>49.676</b>	+0.175	17.162	13.412	19.102	7	10:38:14.668	<b>50.086</b>	+0.184	17.178	<b>13.422</b>	19.486
8	10:39:00.896	<b>49.693</b>	+0.192	17.124	13.410	19.159	8	10:39:04.685	<b>50.017</b>	+0.115	17.108	13.530	19.379
9	10:39:50.543	<b>49.647</b>	+0.146	17.118	13.410	19.119	9	10:39:54.694	<b>50.009</b>	+0.107	17.183	13.436	19.390
10	10:40:40.188	<b>49.645</b>	+0.144	17.115	13.404	19.126	10	10:40:44.733	<b>50.039</b>	+0.137	<b>17.094</b>	13.458	19.487
11	10:41:29.689	<b>49.501</b>		<b>17.057</b>	<b>13.345</b>	<b>19.099</b>	11	10:41:35.011	<b>50.278</b>	+0.376	17.124	13.508	19.646
<b>(212) Pierce Lehane</b>							<b>(294) Tsujii Yuto</b>						
1	10:33:11.355	<b>51.642</b>	+1.974	18.454	13.603	19.585	1	10:33:14.023	<b>54.026</b>	+4.205	19.499	13.946	20.581
2	10:34:02.426	<b>51.071</b>	+1.403	17.398	14.243	19.430	2	10:34:04.903	<b>50.880</b>	+1.059	17.578	13.881	19.421
3	10:34:52.365	<b>49.939</b>	+0.271	17.241	13.425	19.273	3	10:34:55.012	<b>50.109</b>	+0.288	17.257	13.545	19.307
4	10:35:42.290	<b>49.925</b>	+0.257	17.176	13.401	19.348	4	10:35:44.882	<b>49.870</b>	+0.049	17.123	13.470	19.277
5	10:36:32.169	<b>49.879</b>	+0.211	17.205	13.427	19.247	5	10:36:35.251	<b>50.369</b>	+0.548	17.209	13.794	19.366
6	10:37:21.943	<b>49.774</b>	+0.106	17.155	13.423	<b>19.196</b>	6	10:37:25.128	<b>49.877</b>	+0.056	17.116	13.471	19.290
7	10:38:11.660	<b>49.717</b>	+0.049	17.119	13.369	19.229	7	10:38:15.025	<b>49.897</b>	+0.076	17.194	13.434	19.269
8	10:39:01.516	<b>49.856</b>	+0.188	17.209	13.385	19.262	8	10:39:04.846	<b>49.821</b>		<b>17.111</b>	13.444	<b>19.266</b>
9	10:39:51.217	<b>49.701</b>	+0.033	17.135	13.369	19.197	9	10:39:55.108	<b>50.262</b>	+0.441	17.235	13.690	19.337
10	10:40:40.885	<b>49.668</b>		<b>17.099</b>	<b>13.363</b>	19.206	10	10:40:45.065	<b>49.957</b>	+0.136	17.194	13.470	19.293
11	10:41:30.770	<b>49.885</b>	+0.217	17.115	13.428	19.342	11	10:41:35.261	<b>50.196</b>	+0.375	17.188	<b>13.375</b>	19.633
<b>(289) Brett Ward</b>							<b>(228) Nicolas Picot</b>						
1	10:33:11.437	<b>51.811</b>	+2.168	18.368	13.639	19.804	1	10:33:13.463	<b>53.322</b>	+3.621	19.278	13.731	20.313
2	10:34:01.838	<b>50.401</b>	+0.758	17.430	13.626	19.345	2	10:34:03.774	<b>50.311</b>	+0.610	17.297	13.640	19.374
3	10:34:52.181	<b>50.343</b>	+0.700	17.530	13.514	19.299	3	10:34:54.030	<b>50.256</b>	+0.555	17.200	13.338	19.718
4	10:35:42.395	<b>50.214</b>	+0.571	17.146	13.465	19.603	4	10:35:44.119	<b>50.089</b>	+0.388	17.284	13.375	19.430
5	10:36:32.295	<b>49.900</b>	+0.257	17.215	13.460	19.225	5	10:36:33.820	<b>49.701</b>		<b>17.083</b>	13.315	<b>19.303</b>
6	10:37:22.171	<b>49.876</b>	+0.233	17.153	13.435	19.288	6	10:37:23.741	<b>49.921</b>	+0.220	17.152	13.314	19.455
7	10:38:11.874	<b>49.703</b>	+0.060	17.121	13.383	<b>19.199</b>	7	10:38:13.798	<b>50.057</b>	+0.356	17.281	13.424	19.352
8	10:39:01.694	<b>49.820</b>	+0.177	17.131	13.406	19.283	8	10:39:04.251	<b>50.453</b>	+0.752	17.171	13.589	19.693
9	10:39:51.526	<b>49.832</b>	+0.189	17.113	13.499	19.220	9	10:39:54.064	<b>49.813</b>	+0.112	17.166	<b>13.297</b>	19.350
10	10:40:41.169	<b>49.643</b>		17.067	<b>13.341</b>	19.235	10	10:40:44.000	<b>49.936</b>	+0.235	17.149	13.434	19.353
11	10:41:30.971	<b>49.802</b>	+0.159	<b>17.042</b>	13.422	19.338	11	10:41:35.430	<b>51.430</b>	+1.729	17.207	13.683	20.540
<b>(227) Josh White</b>							<b>(248) Philip Vollstedt</b>						
1	10:33:12.471	<b>52.561</b>	+2.704	18.911	13.745	19.905	1	10:33:12.593	<b>52.723</b>	+2.729	19.139	13.651	19.933
2	10:34:02.894	<b>50.423</b>	+0.566	17.220	13.526	19.677	2	10:34:02.773	<b>50.180</b>	+0.186	17.346	13.409	19.425
3	10:34:52.965	<b>50.071</b>	+0.214	17.253	13.381	19.437	3	10:34:52.768	<b>49.995</b>	+0.001	<b>17.231</b>	<b>13.394</b>	19.370
4	10:35:43.081	<b>50.116</b>	+0.259	17.238	13.554	19.324	4	10:35:43.243	<b>50.475</b>	+0.481	17.259	13.838	19.378
5	10:36:32.938	<b>49.857</b>		17.141	13.401	<b>19.315</b>	5	10:36:33.275	<b>50.032</b>	+0.038	17.242	13.450	19.340
6	10:37:22.903	<b>49.965</b>	+0.108	<b>17.101</b>	13.427	19.437	6	10:37:23.389	<b>50.114</b>	+0.120	17.234	13.463	19.417
7	10:38:12.831	<b>49.928</b>	+0.071	17.121	13.379	19.428	7	10:38:13.383	<b>49.994</b>		17.249	13.425	<b>19.320</b>
8	10:39:02.770	<b>49.939</b>	+0.082	17.102	13.374	19.463	8	10:39:04.440	<b>51.057</b>	+1.063	17.268	14.018	19.771
9	10:39:52.673	<b>49.903</b>	+0.046	17.118	<b>13.352</b>	19.433	9	10:39:55.418	<b>50.978</b>	+0.984	17.297	14.275	19.406
10	10:40:42.646	<b>49.973</b>	+0.116	17.106	13.394	19.473	10	10:40:45.491	<b>50.073</b>	+0.079	17.303	13.426	19.344
11	10:41:32.682	<b>50.036</b>	+0.179	17.109	13.464	19.463	11	10:41:35.628	<b>50.137</b>	+0.143	17.296	13.442	19.399
<b>(241) Edward Tansley</b>							<b>(207) Oliver Myers</b>						
1	10:33:13.674	<b>53.867</b>	+4.067	18.675	14.499	20.693	1	10:33:14.233	<b>54.154</b>	+4.352	19.555	13.964	20.635
2	10:34:03.922	<b>50.248</b>	+0.448	17.377	13.477	19.394	2	10:34:06.065	<b>51.832</b>	+2.030	18.479	13.845	19.508
3	10:34:53.964	<b>50.042</b>	+0.242	17.296	<b>13.346</b>	19.400	3	10:34:56.179	<b>50.114</b>	+0.312	17.321	13.428	19.365
4	10:35:43.780	<b>49.816</b>	+0.016	17.189	13.420	<b>19.207</b>	4	10:35:46.623	<b>50.444</b>	+0.642	17.350	13.751	19.343
5	10:36:33.580	<b>49.800</b>		17.212	13.373	19.215	5	10:36:36.555	<b>49.932</b>	+0.130	17.153	13.432	19.347
6	10:37:23.624	<b>50.044</b>	+0.244	<b>17.176</b>	13.365	19.503	6	10:37:26.377	<b>49.822</b>	+0.020	17.151	<b>13.378</b>	19.293
7	10:38:13.595	<b>49.971</b>	+0.171	17.264	13.369	19.338	7	10:38:16.179	<b>49.802</b>		<b>17.128</b>	<b>13.400</b>	<b>19.274</b>
8	10:39:03.837	<b>50.242</b>	+0.442	17.248	13.545	19.449	8	10:39:06.181	<b>50.002</b>	+0.200	17.170	13.394	19.438
9	10:39:53.868	<b>50.031</b>	+0.231	17.236	13.441	19.354	9	10:39:56.846	<b>50.665</b>	+0.863	17.265	13.838	19.562
10	10:40:43.797	<b>49.929</b>	+0.129	17.201	13.423	19.305	10	10:40:46.816	<b>49.970</b>	+0.168	17.187	13.466	19.317
11	10:41:34.810	<b>51.013</b>	+1.213	17.219	13.716	20.078	11	10:41:36.657	<b>49.841</b>	+0.039	17.140	13.398	19.303
<b>(301) Yannick De Brabander</b>													





# Rotax Euro Challenge 2014 Laghi/Italy

Rotax Seniors

Laghi / Italy 1,256 Km

RACE 2 Qualifying Heat 2 C-D

31.05.2014 10:30

Race (11 Laps) started at 10:32:19

Lap	Time of Day	Lap Tm	Diff	S1 Tm	S2 Tm	S3 Tm	Lap	Time of Day	Lap Tm	Diff	S1 Tm	S2 Tm	S3 Tm
1	10:33:13.828	<b>53.603</b>	+3.594	19.544	13.958	20.101	2	10:34:08.494	<b>52.288</b>	+2.244	17.501	13.963	20.824
2	10:34:04.276	<b>50.448</b>	+0.439	17.445	13.540	19.463	3	10:34:58.900	<b>50.406</b>	+0.362	17.410	13.560	19.436
3	10:34:54.299	<b>50.023</b>	+0.014	17.195	<b>13.453</b>	19.375	4	10:35:49.200	<b>50.300</b>	+0.256	17.228	13.616	19.456
4	10:35:44.534	<b>50.235</b>	+0.226	17.226	13.525	19.484	5	10:36:39.385	<b>50.185</b>	+0.141	17.278	13.507	19.400
5	10:36:35.812	<b>51.278</b>	+1.269	17.212	14.548	19.518	6	10:37:29.429	<b>50.044</b>		<b>17.133</b>	<b>13.452</b>	19.459
6	10:37:25.832	<b>50.020</b>	+0.011	17.141	13.497	19.382	7	10:38:19.863	<b>50.434</b>	+0.390	17.168	13.588	19.678
7	10:38:15.899	<b>50.067</b>	+0.058	17.158	13.568	<b>19.341</b>	8	10:39:10.081	<b>50.218</b>	+0.174	17.231	13.620	<b>19.367</b>
8	10:39:06.392	<b>50.493</b>	+0.484	17.152	13.510	19.831	9	10:40:00.295	<b>50.214</b>	+0.170	17.223	13.529	19.462
9	10:39:57.025	<b>50.633</b>	+0.624	17.177	13.553	19.903	10	10:40:50.572	<b>50.277</b>	+0.233	17.226	13.551	19.500
10	10:40:47.147	<b>50.122</b>	+0.113	17.203	13.469	19.450	11	10:41:40.846	<b>50.274</b>	+0.230	17.286	13.524	19.464
11	10:41:37.156	<b>50.009</b>		<b>17.066</b>	13.505	19.438							

(286) Oberg Viktor						
Lap	Time of Day	Lap Tm	Diff	S1 Tm	S2 Tm	S3 Tm
1	10:33:14.774	<b>54.428</b>	+4.458	20.401	14.022	20.005
2	10:34:05.879	<b>51.105</b>	+1.135	17.748	13.815	19.542
3	10:34:56.020	<b>50.141</b>	+0.171	17.245	13.481	19.415
4	10:35:46.990	<b>50.970</b>	+1.000	17.436	13.923	19.611
5	10:36:37.407	<b>50.417</b>	+0.447	17.570	13.460	19.387
6	10:37:27.453	<b>50.046</b>	+0.076	17.280	13.473	<b>19.293</b>
7	10:38:17.712	<b>50.259</b>	+0.289	17.191	13.625	19.443
8	10:39:07.730	<b>50.018</b>	+0.048	17.257	<b>13.401</b>	19.360
9	10:39:57.700	<b>49.970</b>		<b>17.182</b>	13.431	19.357
10	10:40:47.732	<b>50.032</b>	+0.062	17.194	13.478	19.360
11	10:41:38.438	<b>50.706</b>	+0.736	17.182	13.609	19.915

(225) Constantin Schoell						
Lap	Time of Day	Lap Tm	Diff	S1 Tm	S2 Tm	S3 Tm
1	10:33:14.450	<b>54.464</b>	+4.615	19.968	14.057	20.439
2	10:34:06.759	<b>52.309</b>	+2.460	17.926	14.803	19.580
3	10:34:56.849	<b>50.090</b>	+0.241	17.245	13.533	19.312
4	10:35:47.081	<b>50.232</b>	+0.383	<b>17.163</b>	13.511	19.558
5	10:36:37.250	<b>50.169</b>	+0.320	17.224	13.584	19.361
6	10:37:27.280	<b>50.030</b>	+0.181	17.188	13.563	19.279
7	10:38:17.899	<b>50.619</b>	+0.770	17.193	13.927	19.499
8	10:39:07.971	<b>50.072</b>	+0.223	17.214	13.499	19.359
9	10:39:57.820	<b>49.849</b>		17.181	<b>13.439</b>	<b>19.229</b>
10	10:40:47.907	<b>50.087</b>	+0.238	17.227	13.505	19.355
11	10:41:38.532	<b>50.625</b>	+0.776	17.168	13.551	19.906

(234) Julien Falchero						
Lap	Time of Day	Lap Tm	Diff	S1 Tm	S2 Tm	S3 Tm
1	10:33:14.583	<b>54.290</b>	+4.295	19.987	14.133	20.170
2	10:34:07.097	<b>52.514</b>	+2.519	18.350	14.467	19.697
3	10:34:57.162	<b>50.065</b>	+0.070	17.303	13.402	19.360
4	10:35:47.243	<b>50.081</b>	+0.086	<b>17.233</b>	13.413	19.435
5	10:36:37.669	<b>50.426</b>	+0.431	17.540	13.500	19.386
6	10:37:27.793	<b>50.124</b>	+0.129	17.291	13.387	19.446
7	10:38:18.045	<b>50.252</b>	+0.257	17.235	13.569	19.448
8	10:39:08.152	<b>50.107</b>	+0.112	17.296	13.458	19.353
9	10:39:58.147	<b>49.995</b>		17.287	<b>13.370</b>	<b>19.338</b>
10	10:40:48.238	<b>50.091</b>	+0.096	17.287	13.370	19.434
11	10:41:38.701	<b>50.463</b>	+0.468	17.242	13.381	19.840

(320) Filippo Laghi						
Lap	Time of Day	Lap Tm	Diff	S1 Tm	S2 Tm	S3 Tm
1	10:33:16.001	<b>55.652</b>	+5.661	20.114	14.168	21.370
2	10:34:07.761	<b>51.760</b>	+1.769	17.526	14.009	20.225
3	10:34:57.787	<b>50.026</b>	+0.035	17.257	13.509	<b>19.260</b>
4	10:35:47.778	<b>49.991</b>		17.196	13.465	19.330
5	10:36:37.805	<b>50.027</b>	+0.036	<b>17.189</b>	13.472	19.366
6	10:37:27.879	<b>50.074</b>	+0.083	17.334	13.441	19.299
7	10:38:18.148	<b>50.269</b>	+0.278	17.321	13.532	19.416
8	10:39:08.416	<b>50.268</b>	+0.277	17.350	13.497	19.421
9	10:39:58.431	<b>50.015</b>	+0.024	17.239	<b>13.430</b>	19.346
10	10:40:48.584	<b>50.153</b>	+0.162	17.251	13.519	19.383
11	10:41:40.161	<b>51.577</b>	+1.586	17.298	13.486	20.793

(259) Anthony Fotia						
Lap	Time of Day	Lap Tm	Diff	S1 Tm	S2 Tm	S3 Tm
1	10:33:16.206	<b>55.467</b>	+5.423	20.862	14.144	20.461

(266) Christian Loft						
Lap	Time of Day	Lap Tm	Diff	S1 Tm	S2 Tm	S3 Tm
1	10:33:16.723	<b>55.876</b>	+5.807	21.203	14.510	20.163
2	10:34:09.022	<b>52.299</b>	+2.230	18.197	13.780	20.322
3	10:35:00.107	<b>51.085</b>	+1.016	17.960	13.745	19.380
4	10:35:51.926	<b>51.819</b>	+1.750	17.828	14.107	19.884
5	10:36:42.382	<b>50.456</b>	+0.387	17.408	13.589	19.459
6	10:37:32.705	<b>50.323</b>	+0.254	<b>17.249</b>	13.565	19.509
7	10:38:23.283	<b>50.578</b>	+0.509	17.335	13.550	19.693
8	10:39:13.821	<b>50.538</b>	+0.469	17.618	13.488	19.432
9	10:40:04.212	<b>50.391</b>	+0.322	17.506	13.505	19.380
10	10:40:54.352	<b>50.140</b>	+0.071	17.334	<b>13.409</b>	19.397
11	10:41:44.421	<b>50.069</b>		17.273	13.458	<b>19.338</b>

(292) Benjamin Bailly						
Lap	Time of Day	Lap Tm	Diff	S1 Tm	S2 Tm	S3 Tm
1	10:33:16.401	<b>55.942</b>	+6.157	20.625	14.111	21.206
2	10:34:08.883	<b>52.482</b>	+2.697	17.543	13.807	21.132
3	10:34:59.930	<b>51.047</b>	+1.262	17.824	13.777	19.446
4	10:35:49.974	<b>50.044</b>	+0.259	17.288	13.401	19.355
5	10:36:39.935	<b>49.961</b>	+0.176	17.157	13.408	19.396
6	10:37:29.720	<b>49.785</b>		<b>17.063</b>	13.367	19.355
7	10:38:19.579	<b>49.859</b>	+0.074	17.173	13.345	19.341
8	10:39:09.441	<b>49.862</b>	+0.077	17.083	13.393	19.386
9	10:39:59.268	<b>49.827</b>	+0.042	17.071	13.452	<b>19.304</b>
10	10:40:49.109	<b>49.841</b>	+0.056	17.186	13.333	19.322
11	10:41:39.650	<b>50.541</b>	+0.756	17.135	<b>13.310</b>	20.096

(305) Marco Mazzantini						
Lap	Time of Day	Lap Tm	Diff	S1 Tm	S2 Tm	S3 Tm
1	10:33:16.462	<b>55.948</b>	+5.817	21.004	14.129	20.815
2	10:34:08.430	<b>51.968</b>	+1.837	18.031	13.631	20.306
3	10:35:00.937	<b>52.507</b>	+2.376	18.172	14.656	19.679
4	10:35:52.087	<b>51.150</b>	+1.019	17.465	13.801	19.884
5	10:36:42.619	<b>50.532</b>	+0.401	17.639	13.573	<b>19.320</b>
6	10:37:32.951	<b>50.332</b>	+0.201	<b>17.266</b>	13.437	19.629
7	10:38:23.220	<b>50.269</b>	+0.138	17.296	<b>13.422</b>	19.551
8	10:39:13.702	<b>50.482</b>	+0.351	17.456	13.487	19.539
9	10:40:03.946	<b>50.244</b>	+0.113	17.408	13.493	19.343
10	10:40:54.552	<b>50.606</b>	+0.475	17.307	13.547	19.752
11	10:41:44.683	<b>50.131</b>		17.284	13.462	19.385

(293) Jaakko Leskela						
Lap	Time of Day	Lap Tm	Diff	S1 Tm	S2 Tm	S3 Tm
1	10:33:15.893	<b>55.304</b>	+5.439	20.277	14.544	20.483
2	10:34:08.138	<b>52.245</b>	+2.380	17.392	14.300	20.553
3	10:35:02.225	<b>54.087</b>	+4.222	19.480	13.772	20.835
4	10:35:53.231	<b>51.006</b>	+1.141	17.430	13.645	19.931
5	10:36:44.044	<b>50.813</b>	+0.948	17.308	13.797	19.708
6	10:37:35.224	<b>51.180</b>	+1.315	17.263	13.943	19.974
7	10:38:25.477	<b>50.253</b>	+0.388	17.212	13.515	19.526
8	10:39:15.472	<b>49.995</b>	+0.130	17.204	13.425	<b>19.366</b>
9	10:40:05.555	<b>50.083</b>	+0.218	17.168	13.465	19.450
10	10:40:55.950	<b>50.395</b>	+0.530	17.514	13.481	19.400
11	10:41:45.815	<b>49.865</b>		<b>17.039</b>	<b>13.405</b>	19.421

(318) Maximilian Schmitt						
Lap	Time of Day	Lap Tm	Diff	S1 Tm	S2 Tm	S3 Tm
1	10:33:22.993	<b>1:01.989</b>	+12.093	28.538	13.797	19.654
2	10:34:13.311	<b>50.318</b>	+0.422	17.364	13.503	19.451



# Rotax Euro Challenge 2014 Laghi/Italy

Rotax Seniors

Laghi / Italy 1,256 Km

RACE 2 Qualifying Heat 2 C-D

31.05.2014 10:30

Race (11 Laps) started at 10:32:19

Lap	Time of Day	Lap Tm	Diff	S1 Tm	S2 Tm	S3 Tm	Lap	Time of Day	Lap Tm	Diff	S1 Tm	S2 Tm	S3 Tm
3	10:35:03.294	<b>49.983</b>	+0.087	17.214	13.487	<b>19.282</b>							
4	10:35:53.399	<b>50.105</b>	+0.209	17.229	13.514	19.362							
5	10:36:44.420	<b>51.021</b>	+1.125	17.493	13.759	19.769							
6	10:37:36.220	<b>51.800</b>	+1.904	17.211	13.883	20.706							
7	10:38:26.323	<b>50.103</b>	+0.207	17.274	13.413	19.416							
8	10:39:16.451	<b>50.128</b>	+0.232	17.234	13.535	19.359							
9	10:40:06.445	<b>49.994</b>	+0.098	<b>17.185</b>	13.485	19.324							
10	10:40:56.341	<b>49.896</b>		17.205	<b>13.394</b>	19.297							
11	10:41:46.389	<b>50.048</b>	+0.152	17.269	13.398	19.381							

(254) Stefan Artner

1	10:33:17.084	<b>55.550</b>	+5.486	20.767	14.494	20.289
2	10:34:09.266	<b>52.182</b>	+2.118	18.192	13.845	20.145
3	10:35:01.971	<b>52.705</b>	+2.641	17.998	14.080	20.627
4	10:35:53.071	<b>51.100</b>	+1.036	17.865	13.548	19.687
5	10:36:44.575	<b>51.504</b>	+1.440	17.333	14.088	20.083
6	10:37:35.775	<b>51.200</b>	+1.136	<b>17.250</b>	13.793	20.157
7	10:38:26.080	<b>50.305</b>	+0.241	17.355	13.529	19.421
8	10:39:16.801	<b>50.721</b>	+0.657	17.331	13.869	19.521
9	10:40:06.865	<b>50.064</b>		17.273	13.449	19.342
10	10:40:56.950	<b>50.085</b>	+0.021	17.288	<b>13.423</b>	19.374
11	10:41:47.082	<b>50.132</b>	+0.068	17.322	13.477	<b>19.333</b>

(277) Max Renberg

1	10:33:16.869	<b>55.729</b>	+5.676	20.643	14.887	20.199
2	10:34:09.332	<b>52.463</b>	+2.410	18.254	14.088	20.121
3	10:35:00.415	<b>51.083</b>	+1.030	17.837	13.753	19.493
4	10:35:51.404	<b>50.989</b>	+0.936	17.689	13.724	19.576
5	10:36:46.542	<b>55.138</b>	+5.085	21.756	13.633	19.749
6	10:37:37.135	<b>50.593</b>	+0.540	17.301	13.613	19.679
7	10:38:27.352	<b>50.217</b>	+0.164	17.283	13.548	<b>19.386</b>
8	10:39:18.178	<b>50.826</b>	+0.773	17.660	13.750	19.416
9	10:40:08.505	<b>50.327</b>	+0.274	<b>17.161</b>	13.515	19.651
10	10:40:58.914	<b>50.409</b>	+0.356	17.514	13.477	19.418
11	10:41:48.967	<b>50.053</b>		17.225	<b>13.415</b>	19.413

(321) Christian Gobbi

1	10:33:16.655	<b>55.401</b>	+4.541	20.468	14.573	20.360
2	10:34:08.731	<b>52.076</b>	+1.216	18.091	13.702	20.283
3	10:34:59.877	<b>51.146</b>	+0.286	17.798	<b>13.583</b>	19.765
4	10:35:51.324	<b>51.447</b>	+0.587	17.949	13.751	19.747
5	10:36:43.684	<b>52.360</b>	+1.500	18.956	13.668	19.736
6	10:37:36.188	<b>52.504</b>	+1.644	17.519	14.236	20.749
7	10:38:27.162	<b>50.974</b>	+0.114	17.660	13.615	<b>19.699</b>
8	10:39:18.727	<b>51.565</b>	+0.705	17.699	14.122	19.744
9	10:40:09.752	<b>51.025</b>	+0.165	17.437	13.812	19.776
10	10:41:00.723	<b>50.971</b>	+0.111	<b>17.435</b>	13.815	19.721
11	10:41:51.583	<b>50.860</b>		17.483	13.662	19.715

(261) Yaro Deckers

1	10:33:16.536	<b>56.106</b>	+4.430	21.079	14.418	20.609
2	10:34:08.212	<b>51.676</b>		<b>17.671</b>	<b>13.649</b>	<b>20.356</b>



# Rotax Euro Challenge 2014 Laghi/Italy

Rotax Seniors

Laghi / Italy 1,256 Km

RACE 7 Qualifying Heat 3 A-E

**-NEW 4-**

31.05.2014 12:10

Race (11 Laps) started at 12:12:14

Pos	No.	Name	Nat.	Chassis	Race Team	Laps	Total Tm	Diff	Best Tm	In Lap	km/h	Points
1	303	Guan Yu Zhou	GBR	Tonykart	Strawberry Racing	11	9:07.367		49.496	8	91,353	0
2	205	Edward Brand	GBR	Intrepid	Intrepid Driver Program	11	9:10.490	3.123	49.634	10	91,099	2
3	238	Aavo Talvar	EST	Tonykart	Talvar Racing	11	9:10.955	3.588	49.623	9	91,119	3
4	226	Jessica Backman	SWE	Tonykart	Strawberry Racing	11	9:14.454	7.087	49.798	5	90,799	4
5	307	Lukasz Bartoszek	POL	CRG	CRG S.P.A.	11	9:14.601	7.234	49.798	5	90,799	5
6	204	Martin Mortensen	DNK	Tonykart	RS Competition	11	9:14.695	7.328	49.674	5	91,025	6
7	210	Luke Varley	GBR	Birel	KMS - Birel Motorsport	11	9:15.026	7.659	49.653	7	91,064	7
8	319	Xavier Pozzoli	FRA	Kosmic	Sonic Racing Kart	11	9:15.299	7.932	49.779	9	90,833	8
9	299	Ilari Pisanen	FIN	Birel	KMS - Birel Motorsport	11	9:15.412	8.045	49.711	8	90,958	9
10	242	Tom Meijer	NLD	Tonykart	Bouvin Power	11	9:16.259	8.892	49.839	8	90,724	10
11	220	Abdullah Al Rawahi	ONM	DR	Msport	11	9:17.226	9.859	49.954	8	90,515	11
12	252	Glenn Rupp	DEU	Tonykart	RS Competition	11	9:17.416	10.049	49.916	9	90,584	12
13	317	Julien Hermouet	FRA	Lenzokart	Kart in Pro	11	9:17.844	10.477	49.905	8	90,604	13
14	260	Sam Smelt	GBR	Kosmic	Aim Motorsport	11	9:18.345	10.978	49.931	8	90,557	14
15	258	Vincent Fraisse	FRA	Sodikart	Sodikart	11	9:19.249	11.882	49.936	4	90,548	15
16	324	Antoni Ptak	POL	Birel	KMS - Birel Motorsport	11	9:19.447	12.080	49.870	11	90,668	16
17	310	Juuso Pykalainen	FIN	Tonykart	MPT Racing	11	9:19.670	12.303	49.906	10	90,602	17
18	274	Angelos Malandrinou	GRC	Tonykart	AM Kart Racing Team	11	9:21.059	13.692	50.108	11	90,237	18
19	249	Dries Vanthoor	NLD	FA Kart	Team TKP	11	9:23.007	15.640	49.962	8	90,501	19
20	316	Natalia Balbo	ITA	Zanardi	Scarpi Racing	11	9:24.769	17.402	50.401	11	89,713	20
21	208	Glenn Van Parijs	BEL	Tonykart	Bouvin Power	11	9:27.540	20.173	49.680	5	91,014	21
22	285	Cecile Martini	FRA	Sodikart	Martini Racing	11	9:29.168	21.801	50.165	11	90,135	22
23	219	Marie Bakken	NOR	Gillard	PDB Racing Team	11	9:29.185	21.818	50.577	7	89,400	23

Not classified


DNS	246	Maksim Shtotland	RUS	FA Kart	Mayak Racing			DNS		0	-	27
DQ	309	Maxence Laurent	FRA	Flandria Kart	Flandria Competition Kart	11	9:32.834	DQ	50.202	8	90,068	28

## Announcements

These results are provisional until the conclusion of any judicial and technical matters!  
 No. 285 warning board / time penalty 5 sec  
 No. 208 time penalty 10 sec. / unfair driving  
 No. 309 excluded from heat A-E / technical non conformity

Margin of Victory	Ø km/h	Best Lap Tm	km/h	Best Lap by
3.123	90,867	49.496	91,353	303 - Guan Yu Zhou

Official Timing [www.rgmmc.com](http://www.rgmmc.com) Orbits

Timekeeping M. Wagner:  Clerk of the course Thomas Lainer: [www.mylaps.com](http://www.mylaps.com)  
 Steward Kris Lambrecht: Chief Scrutineer Paul Klaassen: Licensed to: Motorsport Events  
 Printed: 31.05.2014 16:05:28 posted at: h



**Rotax Euro Challenge 2014 Laghi/Italy**

**Rotax Seniors**

**Laghi / Italy 1,256 Km**

**RACE 7 Qualifying Heat 3 A-E**

**31.05.2014 12:10**

**Race (11 Laps) started at 12:12:14**

Lap	Time of Day	Lap Tm	Diff	S1 Tm	S2 Tm	S3 Tm	Lap	Time of Day	Lap Tm	Diff	S1 Tm	S2 Tm	S3 Tm
<b>(303) Guan Yu Zhou</b>							<b>(204) Martin Mortensen</b>						
1	12:13:05.716	51.082	+1.586	18.191	13.532	19.359	1	12:13:07.090	52.078	+2.404	18.892	13.665	19.521
2	12:13:55.613	49.897	+0.401	17.137	13.442	19.318	2	12:13:57.799	50.709	+1.035	17.465	13.609	19.635
3	12:14:45.418	49.805	+0.309	17.140	13.375	19.290	3	12:14:48.096	50.297	+0.623	17.249	13.730	19.318
4	12:15:35.057	49.639	+0.143	17.050	13.420	19.169	4	12:15:37.990	49.894	+0.220	17.200	13.432	19.262
5	12:16:24.679	49.622	+0.126	16.965	13.422	19.235	5	12:16:27.664	49.674		17.078	13.344	19.252
6	12:17:14.180	49.501	+0.005	16.964	13.388	19.149	6	12:17:19.528	51.864	+2.190	17.229	13.533	21.102
7	12:18:03.684	49.504	+0.008	17.015	13.329	19.160	7	12:18:09.364	49.836	+0.162	17.171	13.452	19.213
8	12:18:53.180	49.496		16.993	13.344	19.159	8	12:18:59.095	49.731	+0.057	17.092	13.359	19.280
9	12:19:42.687	49.507	+0.011	16.982	13.357	19.168	9	12:19:49.381	50.286	+0.612	17.192	13.350	19.744
10	12:20:32.205	49.518	+0.022	16.965	13.369	19.184	10	12:20:39.238	49.857	+0.183	17.206	13.340	19.311
11	12:21:22.001	49.796	+0.300	17.108	13.386	19.302	11	12:21:29.329	50.091	+0.417	17.229	13.489	19.373
<b>(205) Edward Brand</b>							<b>(210) Luke Varley</b>						
1	12:13:06.910	52.038	+2.404	18.799	13.788	19.451	1	12:13:09.365	53.785	+4.132	19.797	14.076	19.912
2	12:13:57.183	50.273	+0.639	17.254	13.510	19.509	2	12:13:59.464	50.099	+0.446	17.273	13.408	19.418
3	12:14:47.093	49.910	+0.276	17.205	13.377	19.328	3	12:14:49.565	50.101	+0.448	17.174	13.428	19.499
4	12:15:36.967	49.874	+0.240	17.128	13.427	19.319	4	12:15:39.506	49.941	+0.288	17.169	13.479	19.293
5	12:16:26.691	49.724	+0.090	17.055	13.367	19.302	5	12:16:29.572	50.066	+0.413	17.105	13.286	19.675
6	12:17:16.550	49.859	+0.225	17.097	13.428	19.334	6	12:17:19.422	49.850	+0.197	17.098	13.299	19.453
7	12:18:06.245	49.695	+0.061	17.053	13.424	19.218	7	12:18:09.075	49.653		17.093	13.321	19.239
8	12:18:55.911	49.666	+0.032	17.025	13.372	19.269	8	12:18:58.926	49.851	+0.198	17.185	13.321	19.345
9	12:19:45.635	49.724	+0.090	17.086	13.429	19.209	9	12:19:49.280	50.354	+0.701	17.237	13.379	19.738
10	12:20:35.269	49.634		16.978	13.397	19.259	10	12:20:39.506	50.226	+0.573	17.507	13.393	19.326
11	12:21:25.124	49.855	+0.221	17.048	13.488	19.319	11	12:21:29.660	50.154	+0.501	17.144	13.513	19.497
<b>(238) Aavo Talvar</b>							<b>(319) Xavier Pozzoli</b>						
1	12:13:07.253	52.028	+2.405	18.774	13.811	19.443	1	12:13:08.759	53.393	+3.614	19.828	13.970	19.595
2	12:13:57.912	50.659	+1.036	17.440	13.620	19.599	2	12:13:58.932	50.173	+0.394	17.257	13.430	19.486
3	12:14:47.913	50.001	+0.378	17.262	13.490	19.249	3	12:14:49.204	50.272	+0.493	17.284	13.564	19.424
4	12:15:37.678	49.765	+0.142	17.124	13.353	19.288	4	12:15:39.202	49.998	+0.219	17.211	13.435	19.352
5	12:16:27.345	49.667	+0.044	17.092	13.295	19.280	5	12:16:30.217	51.015	+1.236	17.191	13.335	20.489
6	12:17:17.233	49.888	+0.265	17.255	13.360	19.273	6	12:17:20.193	49.976	+0.197	17.108	13.313	19.555
7	12:18:06.974	49.741	+0.118	17.115	13.382	19.244	7	12:18:09.993	49.800	+0.021	17.096	13.364	19.340
8	12:18:56.678	49.704	+0.081	17.164	13.340	19.200	8	12:18:59.848	49.855	+0.076	17.099	13.349	19.407
9	12:19:46.301	49.623		17.069	13.388	19.166	9	12:19:49.627	49.779		17.072	13.352	19.355
10	12:20:35.943	49.642	+0.019	17.071	13.336	19.235	10	12:20:39.661	50.034	+0.255	17.303	13.411	19.320
11	12:21:25.589	49.646	+0.023	17.055	13.417	19.174	11	12:21:29.933	50.272	+0.493	17.158	13.510	19.604
<b>(226) Jessica Backman</b>							<b>(299) Ilari Pispänen</b>						
1	12:13:07.985	52.954	+3.156	18.788	14.330	19.836	1	12:13:09.498	54.284	+4.573	20.080	14.032	20.172
2	12:13:58.637	50.652	+0.854	17.322	13.403	19.927	2	12:13:59.713	50.215	+0.504	17.336	13.490	19.389
3	12:14:49.078	50.441	+0.643	17.283	13.561	19.597	3	12:14:49.683	49.970	+0.259	17.126	13.427	19.417
4	12:15:39.045	49.967	+0.169	17.193	13.406	19.368	4	12:15:40.438	50.755	+1.044	17.206	13.587	19.962
5	12:16:28.843	49.798		17.096	13.374	19.328	5	12:16:30.375	49.937	+0.226	17.170	13.429	19.338
6	12:17:18.859	50.016	+0.218	17.066	13.420	19.530	6	12:17:20.598	50.223	+0.512	17.155	13.366	19.702
7	12:18:08.926	50.067	+0.269	17.164	13.509	19.394	7	12:18:10.578	49.980	+0.269	17.223	13.451	19.306
8	12:18:58.778	49.852	+0.054	17.092	13.362	19.398	8	12:19:00.289	49.711		17.071	13.373	19.267
9	12:19:48.916	50.138	+0.340	17.086	13.403	19.649	9	12:19:50.143	49.854	+0.143	17.124	13.469	19.261
10	12:20:38.839	49.923	+0.125	17.151	13.380	19.392	10	12:20:39.953	49.810	+0.099	17.095	13.420	19.295
11	12:21:29.088	50.249	+0.451	17.174	13.425	19.650	11	12:21:30.046	50.093	+0.382	17.215	13.448	19.430
<b>(307) Lukasz Bartoszuk</b>							<b>(242) Tom Meijer</b>						
1	12:13:06.714	51.820	+2.022	18.591	13.668	19.561	1	12:13:10.268	54.541	+4.702	19.928	14.642	19.971
2	12:13:58.380	51.666	+1.868	17.644	13.623	20.399	2	12:14:00.672	50.404	+0.565	17.427	13.454	19.523
3	12:14:48.814	50.434	+0.636	17.362	13.599	19.473	3	12:14:50.641	49.969	+0.130	17.253	13.322	19.394
4	12:15:38.806	49.992	+0.194	17.256	13.458	19.278	4	12:15:41.017	50.376	+0.537	17.221	13.345	19.810
5	12:16:28.604	49.798		17.076	13.317	19.405	5	12:16:31.160	50.143	+0.304	17.237	13.544	19.362
6	12:17:18.720	50.116	+0.318	17.138	13.462	19.516	6	12:17:21.068	49.908	+0.069	17.244	13.309	19.355
7	12:18:08.624	49.904	+0.106	17.107	13.538	19.259	7	12:18:11.259	50.191	+0.352	17.405	13.506	19.280
8	12:18:58.548	49.924	+0.126	17.154	13.423	19.347	8	12:19:01.098	49.839		17.221	13.304	19.314
9	12:19:49.108	50.560	+0.762	17.142	13.489	19.929	9	12:19:50.974	49.876	+0.037	17.122	13.334	19.420
10	12:20:39.059	49.951	+0.153	17.206	13.432	19.313	10	12:20:40.906	49.932	+0.093	17.188	13.381	19.363
11	12:21:29.235	50.176	+0.378	17.229	13.465	19.482	11	12:21:30.893	49.987	+0.148	17.218	13.394	19.375
<b>(220) Abdullah Al Rawahi</b>													

Timekeeping M. Wagner:  Clerk of the course Thomas Lainer:

Steward Kris Lambrecht: Chief Scrutineer Paul Klaassen:





# Rotax Euro Challenge 2014 Laghi/Italy

## Rotax Seniors

Laghi / Italy 1,256 Km

### RACE 7 Qualifying Heat 3 A-E

31.05.2014 12:10

### Race (11 Laps) started at 12:12:14

Lap	Time of Day	Lap Tm	Diff	S1 Tm	S2 Tm	S3 Tm	Lap	Time of Day	Lap Tm	Diff	S1 Tm	S2 Tm	S3 Tm
1	12:13:09.636	<b>53.867</b>	+3.913	19.786	14.079	20.002	2	12:14:01.768	<b>50.660</b>	+0.724	17.415	13.436	19.809
2	12:13:59.998	<b>50.362</b>	+0.408	17.396	13.492	19.474	3	12:14:51.922	<b>50.154</b>	+0.218	17.153	13.446	19.555
3	12:14:50.106	<b>50.108</b>	+0.154	17.258	13.357	19.493	4	12:15:41.858	<b>49.936</b>		17.111	13.420	<b>19.405</b>
4	12:15:40.581	<b>50.475</b>	+0.521	17.239	13.544	19.692	5	12:16:31.858	<b>50.000</b>	+0.064	17.115	13.400	19.485
5	12:16:30.673	<b>50.092</b>	+0.138	17.313	13.453	<b>19.326</b>	6	12:17:23.374	<b>51.516</b>	+1.580	17.128	14.069	20.319
6	12:17:20.716	<b>50.043</b>	+0.089	<b>17.237</b>	<b>13.346</b>	19.460	7	12:18:13.751	<b>50.377</b>	+0.441	17.448	13.481	19.448
7	12:18:10.835	<b>50.119</b>	+0.165	17.343	13.433	19.343	8	12:19:03.823	<b>50.072</b>	+0.136	17.240	13.397	19.435
8	12:19:00.789	<b>49.954</b>		17.241	13.387	19.326	9	12:19:53.781	<b>49.958</b>	+0.022	<b>17.094</b>	<b>13.371</b>	19.493
9	12:19:51.070	<b>50.281</b>	+0.327	17.247	13.424	19.610	10	12:20:43.804	<b>50.023</b>	+0.087	17.115	13.395	19.513
10	12:20:41.281	<b>50.211</b>	+0.257	17.298	13.396	19.517	11	12:21:33.883	<b>50.079</b>	+0.143	17.155	13.426	19.498
11	12:21:31.860	<b>50.579</b>	+0.625	17.238	13.421	19.920							

(252) Glenn Rupp

1	12:13:10.613	<b>54.919</b>	+5.003	20.345	14.468	20.106
2	12:14:00.920	<b>50.307</b>	+0.391	17.329	13.535	19.443
3	12:14:50.928	<b>50.008</b>	+0.092	17.205	13.404	19.399
4	12:15:41.125	<b>50.197</b>	+0.281	17.207	13.438	19.552
5	12:16:31.522	<b>50.397</b>	+0.481	17.315	13.669	19.413
6	12:17:21.673	<b>50.151</b>	+0.235	17.194	13.578	19.379
7	12:18:11.649	<b>49.976</b>	+0.060	<b>17.108</b>	13.435	19.433
8	12:19:01.635	<b>49.986</b>	+0.070	17.318	13.394	<b>19.274</b>
9	12:19:51.551	<b>49.916</b>		17.142	13.378	19.396
10	12:20:41.563	<b>50.012</b>	+0.096	17.265	13.438	19.309
11	12:21:32.050	<b>50.487</b>	+0.571	17.159	<b>13.371</b>	19.957

(324) Antoni Ptak

1	12:13:10.842	<b>54.696</b>	+4.826	20.016	14.475	20.205
2	12:14:02.425	<b>51.583</b>	+1.713	17.415	13.552	20.616
3	12:14:53.192	<b>50.767</b>	+0.897	17.352	13.466	19.949
4	12:15:43.262	<b>50.070</b>	+0.200	17.166	13.508	19.396
5	12:16:33.284	<b>50.022</b>	+0.152	17.093	13.453	19.476
6	12:17:23.608	<b>50.324</b>	+0.454	17.081	<b>13.372</b>	19.871
7	12:18:14.333	<b>50.725</b>	+0.855	17.488	13.560	19.677
8	12:19:04.276	<b>49.943</b>	+0.073	17.133	13.437	19.373
9	12:19:54.332	<b>50.056</b>	+0.186	17.137	13.380	19.539
10	12:20:44.211	<b>49.879</b>	+0.009	<b>17.070</b>	13.400	19.409
11	12:21:34.081	<b>49.870</b>		17.081	13.417	<b>19.372</b>

(208) Glenn Van Parijs

1	12:13:07.743	<b>52.267</b>	+2.587	18.685	13.903	19.679
2	12:13:58.264	<b>50.521</b>	+0.841	17.357	13.448	19.716
3	12:14:48.377	<b>50.113</b>	+0.433	17.291	13.411	19.411
4	12:15:38.401	<b>50.024</b>	+0.344	17.304	13.395	19.325
5	12:16:28.081	<b>49.680</b>		<b>17.115</b>	<b>13.285</b>	<b>19.280</b>
6	12:17:20.539	<b>52.458</b>	+2.778	17.163	13.420	21.875
7	12:18:11.567	<b>51.028</b>	+1.348	17.810	13.705	19.513
8	12:19:01.942	<b>50.375</b>	+0.695	17.599	13.368	19.408
9	12:19:52.012	<b>50.070</b>	+0.390	17.280	13.423	19.367
10	12:20:41.911	<b>49.899</b>	+0.219	17.218	13.364	19.317
11	12:21:32.174	<b>50.263</b>	+0.583	17.378	13.498	19.387

(310) Juuso Pykalainen

1	12:13:11.620	<b>55.573</b>	+5.667	20.676	14.607	20.290
2	12:14:02.577	<b>50.957</b>	+1.051	17.704	13.503	19.750
3	12:14:52.926	<b>50.349</b>	+0.443	17.456	13.369	19.524
4	12:15:42.891	<b>49.965</b>	+0.059	17.177	13.439	19.349
5	12:16:32.848	<b>49.957</b>	+0.051	<b>17.173</b>	13.413	19.371
6	12:17:23.331	<b>50.483</b>	+0.577	17.203	13.389	19.891
7	12:18:14.488	<b>51.157</b>	+1.251	17.649	13.743	19.765
8	12:19:04.429	<b>49.941</b>	+0.035	17.213	13.410	<b>19.318</b>
9	12:19:54.450	<b>50.021</b>	+0.115	17.207	<b>13.344</b>	19.470
10	12:20:44.356	<b>49.906</b>		17.200	13.360	19.346
11	12:21:34.304	<b>49.948</b>	+0.042	17.240	13.378	19.330

(317) Julien Hermouet

1	12:13:08.091	<b>52.534</b>	+2.629	19.065	13.688	19.781
2	12:13:58.706	<b>50.615</b>	+0.710	17.415	13.429	19.771
3	12:14:49.360	<b>50.654</b>	+0.749	17.442	13.745	19.467
4	12:15:40.767	<b>51.407</b>	+1.502	17.300	13.934	20.173
5	12:16:31.376	<b>50.609</b>	+0.704	17.345	13.824	19.440
6	12:17:22.344	<b>50.968</b>	+1.063	17.223	14.185	19.560
7	12:18:12.433	<b>50.089</b>	+0.184	17.243	13.388	19.458
8	12:19:02.338	<b>49.905</b>		<b>17.174</b>	<b>13.374</b>	<b>19.357</b>
9	12:19:52.475	<b>50.137</b>	+0.232	17.255	13.386	19.496
10	12:20:42.510	<b>50.035</b>	+0.130	17.210	13.407	19.418
11	12:21:32.478	<b>49.968</b>	+0.063	17.175	13.385	19.408

(274) Angelos Malandrinos

1	12:13:11.382	<b>55.118</b>	+5.010	20.016	14.825	20.277
2	12:14:02.713	<b>51.331</b>	+1.223	17.735	13.596	20.000
3	12:14:53.349	<b>50.636</b>	+0.528	17.566	13.465	19.605
4	12:15:43.565	<b>50.216</b>	+0.108	17.301	13.499	<b>19.416</b>
5	12:16:33.688	<b>50.123</b>	+0.015	17.254	<b>13.405</b>	19.464
6	12:17:23.929	<b>50.241</b>	+0.133	17.309	13.456	19.476
7	12:18:14.593	<b>50.664</b>	+0.556	17.303	13.726	19.635
8	12:19:05.091	<b>50.498</b>	+0.390	17.440	13.532	19.526
9	12:19:55.372	<b>50.281</b>	+0.173	17.332	13.450	19.499
10	12:20:45.585	<b>50.213</b>	+0.105	17.272	13.460	19.481
11	12:21:35.693	<b>50.108</b>		<b>17.230</b>	13.428	19.450

(260) Sam Smelt

1	12:13:10.976	<b>54.993</b>	+5.062	19.918	14.495	20.580
2	12:14:02.317	<b>51.341</b>	+1.410	17.717	13.420	20.204
3	12:14:52.461	<b>50.144</b>	+0.213	17.312	13.368	19.464
4	12:15:42.544	<b>50.083</b>	+0.152	17.264	13.353	19.466
5	12:16:32.608	<b>50.064</b>	+0.133	17.311	13.392	19.361
6	12:17:23.149	<b>50.541</b>	+0.610	<b>17.154</b>	13.386	20.001
7	12:18:13.138	<b>49.989</b>	+0.058	17.196	13.386	19.407
8	12:19:03.069	<b>49.931</b>		17.160	13.352	19.419
9	12:19:53.009	<b>49.940</b>	+0.009	17.198	<b>13.349</b>	19.393
10	12:20:42.954	<b>49.945</b>	+0.014	17.200	13.393	<b>19.352</b>
11	12:21:32.979	<b>50.025</b>	+0.094	17.284	13.364	19.377

(249) Dries Vanthoor

1	12:13:06.144	<b>51.349</b>	+1.387	18.222	13.573	19.554
2	12:13:56.607	<b>50.463</b>	+0.501	17.321	13.588	19.554
3	12:14:46.877	<b>50.270</b>	+0.308	17.294	13.538	19.438
4	12:15:37.201	<b>50.324</b>	+0.362	17.215	13.675	19.434
5	12:16:27.235	<b>50.034</b>	+0.072	<b>17.127</b>	13.478	19.429
6	12:17:26.702	<b>59.467</b>	+9.505	17.547	13.806	28.114
7	12:18:17.362	<b>50.660</b>	+0.698	17.377	13.448	19.835
8	12:19:07.324	<b>49.962</b>		17.167	13.443	<b>19.352</b>
9	12:19:57.437	<b>50.113</b>	+0.151	17.218	13.458	19.437
10	12:20:47.608	<b>50.171</b>	+0.209	17.190	13.538	19.443
11	12:21:37.641	<b>50.033</b>	+0.071	17.224	<b>13.436</b>	19.373

(258) Vincent Fraise

1	12:13:11.108	<b>55.232</b>	+5.296	19.884	14.995	20.353
---	--------------	---------------	--------	--------	--------	--------

(316) Natalia Balbo

1	12:13:11.457	<b>55.203</b>	+4.802	20.242	14.721	20.240
2	12:14:02.990	<b>51.533</b>	+1.132	18.122	13.728	19.683



# Rotax Euro Challenge 2014 Laghi/Italy

Rotax Seniors

Laghi / Italy 1,256 Km

RACE 7 Qualifying Heat 3 A-E

31.05.2014 12:10

Race (11 Laps) started at 12:12:14

Lap	Time of Day	Lap Tm	Diff	S1 Tm	S2 Tm	S3 Tm	Lap	Time of Day	Lap Tm	Diff	S1 Tm	S2 Tm	S3 Tm
3	12:14:54.557	51.567	+1.166	17.407	13.958	20.202							
4	12:15:45.003	50.446	+0.045	17.326	13.573	19.547							
5	12:16:35.459	50.456	+0.055	17.292	13.508	19.656							
6	12:17:26.029	50.570	+0.169	17.249	13.604	19.717							
7	12:18:17.497	51.468	+1.067	17.462	13.955	20.051							
8	12:19:08.129	50.632	+0.231	17.592	13.590	19.450							
9	12:19:58.599	50.470	+0.069	17.243	13.665	19.562							
10	12:20:49.002	50.403	+0.002	17.296	13.520	19.587							
11	12:21:39.403	50.401		17.285	13.549	19.567							

(285) Cecile Martini

1	12:13:12.114	55.630	+5.465	20.731	14.307	20.592
2	12:14:03.256	51.142	+0.977	18.006	13.539	19.597
3	12:14:54.372	51.116	+0.951	17.386	13.610	20.120
4	12:15:44.750	50.378	+0.213	17.351	13.454	19.573
5	12:16:35.587	50.837	+0.672	17.326	13.569	19.942
6	12:17:26.357	50.770	+0.605	17.492	13.519	19.759
7	12:18:17.609	51.252	+1.087	17.360	13.584	20.308
8	12:19:07.867	50.258	+0.093	17.317	13.460	19.481
9	12:19:58.216	50.349	+0.184	17.300	13.461	19.588
10	12:20:48.637	50.421	+0.256	17.447	13.489	19.485
11	12:21:38.802	50.165		17.248	13.407	19.510

(219) Marie Bakken

1	12:13:12.382	55.948	+5.371	21.869	13.775	20.304
2	12:14:07.304	54.922	+4.345	21.171	13.849	19.902
3	12:14:58.358	51.054	+0.477	17.666	13.677	19.711
4	12:15:48.945	50.587	+0.010	17.397	13.586	19.604
5	12:16:39.757	50.812	+0.235	17.440	13.620	19.752
6	12:17:30.585	50.828	+0.251	17.409	13.656	19.763
7	12:18:21.162	50.577		17.347	13.606	19.624
8	12:19:11.760	50.598	+0.021	17.354	13.553	19.691
9	12:20:02.340	50.580	+0.003	17.313	13.677	19.590
10	12:20:53.202	50.862	+0.285	17.415	13.594	19.853
11	12:21:43.819	50.617	+0.040	17.344	13.632	19.641

(309) Maxence Laurent

1	12:13:12.050	55.298	+5.096	21.313	13.838	20.147
2	12:14:12.922	1:00.872	+10.670	27.224	13.797	19.851
3	12:15:03.681	50.759	+0.557	17.433	13.578	19.748
4	12:15:54.327	50.646	+0.444	17.463	13.598	19.585
5	12:16:44.634	50.307	+0.105	17.257	13.553	19.497
6	12:17:34.966	50.332	+0.130	17.279	13.542	19.511
7	12:18:25.319	50.353	+0.151	17.335	13.512	19.506
8	12:19:15.521	50.202		17.217	13.521	19.464
9	12:20:05.883	50.362	+0.160	17.244	13.584	19.534
10	12:20:56.188	50.305	+0.103	17.242	13.488	19.575
11	12:21:47.468	51.280	+1.078	17.915	13.657	19.708

Timekeeping M. Wagner:

Clerk of the course Thomas Lainer:

Steward Kris Lambrecht:

Chief Scrutineer Paul Klaassen:

www.mylaps.com

Licensed to: Motorsport Events



# Rotax Euro Challenge 2014 Laghi/Italy

Rotax Seniors

Laghi / Italy 1,256 Km

RACE 8 Qualifying Heat 4 B-C

**-NEW 2-**

31.05.2014 12:30

Race (11 Laps) started at 12:32:22

Pos	No.	Name	Nat.	Chassis	Race Team	Laps	Total Tm	Diff	Best Tm	In Lap	km/h	Points
1	215	Harry Webb	GBR	Tonykart	Strawberry Racing	11	9:09.744		49.513	8	91,321	0
2	302	Claman Demelo	CAN	Intrepid	Intrepid Driver Program	11	9:12.949	3.205	49.899	9	90,615	2
3	289	Brett Ward	GBR	Alonso	Dan Holland Racing	11	9:13.218	3.474	49.586	8	91,187	3
4	222	Lars Lamborelle	NLD	tonykart	Strawberry Racing	11	9:16.188	6.444	49.879	11	90,651	4
5	212	Pierce Lehane	GBR	Alonso	Dan Holland Racing	11	9:17.041	7.297	49.789	10	90,815	5
6	294	Tsujii Yuto	JPN	Alonso	Dan Holland Racing	11	9:17.462	7.718	49.977	7	90,474	6
7	223	Tom Grice	GBR	Tonykart	Coles Racing	11	9:18.048	8.304	49.761	8	90,866	7
8	227	Josh White	GBR	Tonykart	Coles Racing	11	9:18.786	9.042	49.997	11	90,437	8
9	207	Oliver Myers	GBR	Tonykart	Coles Racing	11	9:19.997	10.253	49.871	7	90,666	9
10	301	Yannick De Brabander	BEL	CRG	CRG S.P.A.	11	9:20.585	10.841	50.144	8	90,172	10
11	241	Edward Tansley	GBR	Tonykart	Coles Racing	11	9:20.721	10.977	49.907	6	90,601	11
12	230	Alessandro Trombelli	ITA		Sinergy Motorsport	11	9:20.858	11.114	49.869	9	90,670	12
13	259	Anthony Fotia	FRA	Sodikart	Patrick Fotia	11	9:21.610	11.866	50.029	9	90,380	13
14	218	Petr Bezel	CZE	MS Kart	MS Kart Racing Team	11	9:22.424	12.680	50.092	9	90,266	14
15	318	Maximilian Schmitt	DEU	Praga	M-Tec Praga Racing	11	9:22.641	12.897	49.849	9	90,706	15
16	261	Yaro Deckers	NLD	FA Kart	Team TKP	11	9:23.640	13.896	50.204	7	90,065	16
17	320	Filippo Laghi	ITA	Haase	Motor One Racing	11	9:24.242	14.498	50.220	11	90,036	17
18	267	Gavin Jonk	NLD	Gillard	PDB Racing Team	11	9:26.949	17.205	50.295	7	89,902	18
19	257	Jack Constable	GBR	Tonykart	RL Racing Dept UK Ltd	11	9:27.256	17.512	50.346	8	89,811	19
20	322	Mirco Rossi	ITA	Haase	Scuderia HF	11	9:27.524	17.780	50.190	9	90,090	20
21	254	Stefan Artner	AUT	Tonykart	Speedway Academy	11	9:27.815	18.071	50.325	9	89,848	21
22	321	Christian Gobbi	ITA	Sodikart	Ciao Racing	11	9:28.128	18.384	50.362	8	89,782	22
23	325	Charlie Turner	GBR	Tonykart	Protrain	11	9:31.926	22.182	50.057	6	90,329	23
24	255	Michael Cool	BEL	Tonykart	Bouvin Power	11	9:35.205	25.461	50.077	11	90,293	24
25	244	Luke Knott	GBR	Tonykart	RL Racing Dept UK Ltd	2	1:44.764	9 Laps	50.664	2	89,247	25
26	233	Petr Shchekochikhin	RUS	Kosmic	Topline Racing	2	1:49.743	9 Laps	52.156	2	86,694	26

## Announcements

These results are provisional until the conclusion of any judicial and technical matters!

No. 255 time penalty 10 sec. / unfair driving

No. 325 time penalty 10 sec. / unfair driving

Margin of Victory	Ø km/h	Best Lap Tm	km/h	Best Lap by
3.205	90,474	49.513	91,321	215 - Harry Webb

Official Timing [www.rgmmc.com](http://www.rgmmc.com)

Orbits

Timekeeping M. Wagner:

Clerk of the course Thomas Lainer:

[www.mylaps.com](http://www.mylaps.com)

Steward Kris Lambrecht:

Chief Scrutineer Paul Klaassen:

Licensed to: Motorsport Events

Printed: 31.05.2014 16:24:23

posted at:

h



# Rotax Euro Challenge 2014 Laghi/Italy

## Rotax Seniors

Laghi / Italy 1,256 Km

### RACE 8 Qualifying Heat 4 B-C

31.05.2014 12:30

#### Race (11 Laps) started at 12:32:22

Lap	Time of Day	Lap Tm	Diff	S1 Tm	S2 Tm	S3 Tm
<b>(215) Harry Webb</b>						
1	12:33:13.585	50.711	+1.198	17.759	13.491	19.461
2	12:34:03.846	50.261	+0.748	17.212	13.444	19.605
3	12:34:53.765	49.919	+0.406	17.206	13.355	19.358
4	12:35:43.492	49.727	+0.214	17.103	13.375	19.249
5	12:36:33.175	49.683	+0.170	17.094	13.366	19.223
6	12:37:22.760	49.585	+0.072	17.041	13.348	19.196
7	12:38:12.297	49.537	+0.024	17.009	13.352	19.176
8	12:39:01.810	49.513		17.036	13.296	19.181
9	12:39:51.411	49.601	+0.088	17.093	13.325	19.183
10	12:40:41.501	50.090	+0.577	17.234	13.365	19.491
11	12:41:32.618	51.117	+1.604	17.562	13.658	19.897

<b>(302) Claman Demelo</b>						
1	12:33:14.241	51.021	+1.122	18.012	13.506	19.503
2	12:34:04.870	50.629	+0.730	17.416	13.586	19.627
3	12:34:54.987	50.117	+0.218	17.279	13.410	19.428
4	12:35:45.153	50.166	+0.267	17.198	13.483	19.485
5	12:36:35.270	50.117	+0.218	17.240	13.450	19.427
6	12:37:25.295	50.025	+0.126	17.205	13.430	19.390
7	12:38:15.480	50.185	+0.286	17.222	13.442	19.521
8	12:39:05.413	49.933	+0.034	17.198	13.348	19.387
9	12:39:55.312	49.899		17.150	13.427	19.322
10	12:40:45.383	50.071	+0.172	17.125	13.330	19.616
11	12:41:35.823	50.440	+0.541	17.144	13.372	19.924

<b>(289) Brett Ward</b>						
1	12:33:14.410	51.416	+1.830	18.426	13.496	19.494
2	12:34:05.221	50.811	+1.225	17.352	13.644	19.815
3	12:34:55.928	50.707	+1.121	17.230	13.488	19.989
4	12:35:46.773	50.845	+1.259	17.621	13.489	19.735
5	12:36:36.617	49.844	+0.258	17.070	13.408	19.366
6	12:37:26.296	49.679	+0.093	17.034	13.410	19.235
7	12:38:15.949	49.653	+0.067	17.070	13.356	19.227
8	12:39:05.535	49.586		17.058	13.284	19.244
9	12:39:55.496	49.961	+0.375	17.166	13.497	19.298
10	12:40:45.504	50.008	+0.422	17.144	13.324	19.540
11	12:41:36.092	50.588	+1.002	17.196	13.372	20.020

<b>(222) Lars Lamborelle</b>						
1	12:33:14.072	51.018	+1.139	17.909	13.542	19.567
2	12:34:05.091	51.019	+1.140	17.406	14.016	19.597
3	12:34:55.886	50.795	+0.916	17.289	13.461	20.045
4	12:35:47.091	51.205	+1.326	17.499	13.752	19.954
5	12:36:38.153	51.062	+1.183	17.804	13.480	19.778
6	12:37:28.077	49.924	+0.045	17.095	13.450	19.379
7	12:38:18.491	50.414	+0.535	17.132	13.571	19.711
8	12:39:08.722	50.231	+0.352	17.081	13.568	19.582
9	12:39:59.241	50.519	+0.640	17.134	13.742	19.643
10	12:40:49.183	49.942	+0.063	17.221	13.406	19.315
11	12:41:39.062	49.879		17.129	13.432	19.318

<b>(212) Pierce Lehane</b>						
1	12:33:15.515	52.427	+2.638	18.959	13.779	19.689
2	12:34:05.732	50.217	+0.428	17.288	13.468	19.461
3	12:34:56.053	50.321	+0.532	17.335	13.498	19.488
4	12:35:47.021	50.968	+1.179	17.648	13.595	19.725
5	12:36:38.321	51.300	+1.511	17.646	13.791	19.863
6	12:37:28.203	49.882	+0.093	17.147	13.363	19.372
7	12:38:18.296	50.093	+0.304	17.137	13.547	19.409
8	12:39:08.491	50.195	+0.406	17.108	13.609	19.478
9	12:40:00.133	51.642	+1.853	17.124	14.617	19.901
10	12:40:49.922	49.789		17.090	13.331	19.368
11	12:41:39.915	49.993	+0.204	17.100	13.306	19.587

Lap	Time of Day	Lap Tm	Diff	S1 Tm	S2 Tm	S3 Tm
<b>(294) Tsujii Yuto</b>						
1	12:33:15.667	52.187	+2.210	18.387	13.822	19.978
2	12:34:06.563	50.896	+0.919	17.387	13.769	19.740
3	12:34:56.714	50.151	+0.174	17.250	13.519	19.382
4	12:35:47.528	50.814	+0.837	17.313	13.834	19.667
5	12:36:38.765	51.237	+1.260	17.734	13.489	20.014
6	12:37:28.953	50.188	+0.211	17.244	13.432	19.512
7	12:38:18.930	49.977		17.131	13.492	19.354
8	12:39:08.981	50.051	+0.074	17.242	13.460	19.349
9	12:39:59.453	50.472	+0.495	17.205	13.495	19.772
10	12:40:49.537	50.084	+0.107	17.309	13.424	19.351
11	12:41:40.336	50.799	+0.822	17.182	13.466	20.151

<b>(223) Tom Grice</b>						
1	12:33:18.854	54.681	+4.920	19.952	14.565	20.164
2	12:34:09.037	50.183	+0.422	17.294	13.436	19.453
3	12:34:59.752	50.715	+0.954	17.214	13.471	20.030
4	12:35:49.954	50.202	+0.441	17.313	13.481	19.408
5	12:36:40.274	50.320	+0.559	17.311	13.514	19.495
6	12:37:30.254	49.980	+0.219	17.239	13.407	19.334
7	12:38:20.169	49.915	+0.154	17.112	13.396	19.407
8	12:39:09.930	49.761		17.053	13.359	19.349
9	12:40:00.887	50.957	+1.196	17.458	13.345	20.154
10	12:40:50.952	50.065	+0.304	17.451	13.326	19.288
11	12:41:40.922	49.970	+0.209	17.183	13.373	19.414

<b>(227) Josh White</b>						
1	12:33:15.868	52.501	+2.504	19.210	13.648	19.643
2	12:34:06.845	50.977	+0.980	17.345	13.529	20.103
3	12:34:57.047	50.202	+0.205	17.227	13.509	19.475
4	12:35:47.386	50.339	+0.342	17.164	13.576	19.599
5	12:36:38.603	51.217	+1.220	17.688	13.504	20.025
6	12:37:29.180	50.577	+0.580	17.249	13.470	19.858
7	12:38:19.241	50.061	+0.064	17.211	13.425	19.425
8	12:39:09.825	50.584	+0.587	17.201	13.413	19.970
9	12:40:01.022	51.197	+1.200	17.276	13.439	20.482
10	12:40:51.663	50.641	+0.644	17.608	13.480	19.553
11	12:41:41.660	49.997		17.160	13.373	19.464

<b>(207) Oliver Myers</b>						
1	12:33:16.864	53.111	+3.240	19.545	13.951	19.615
2	12:34:07.538	50.674	+0.803	17.327	13.487	19.860
3	12:34:58.459	50.921	+1.050	17.642	13.841	19.438
4	12:35:49.318	50.859	+0.988	17.333	13.949	19.577
5	12:36:39.517	50.199	+0.328	17.256	13.422	19.521
6	12:37:29.568	50.051	+0.180	17.232	13.422	19.397
7	12:38:19.439	49.871		17.150	13.420	19.301
8	12:39:09.691	50.252	+0.381	17.208	13.388	19.656
9	12:40:00.823	51.132	+1.261	17.209	13.420	20.503
10	12:40:52.100	51.277	+1.406	18.023	13.849	19.405
11	12:41:42.871	50.771	+0.900	17.280	13.614	19.877

<b>(301) Yannick De Brabander</b>						
1	12:33:17.550	53.691	+3.547	19.665	14.047	19.979
2	12:34:08.114	50.564	+0.420	17.257	13.704	19.603
3	12:34:58.786	50.672	+0.528	17.417	13.748	19.507
4	12:35:49.206	50.420	+0.276	17.162	13.718	19.540
5	12:36:39.390	50.184	+0.040	17.127	13.585	19.472
6	12:37:29.882	50.492	+0.348	17.209	13.495	19.788
7	12:38:20.337	50.455	+0.311	17.138	13.552	19.765
8	12:39:10.481	50.144		17.199	13.506	19.439
9	12:40:01.118	50.637	+0.493	17.155	13.497	19.985
10	12:40:52.502	51.384	+1.240	17.885	13.631	19.868
11	12:41:43.459	50.957	+0.813	17.117	13.618	20.222

<b>(241) Edward Tansley</b>						
-----------------------------	--	--	--	--	--	--



# Rotax Euro Challenge 2014 Laghi/Italy

## Rotax Seniors

Laghi / Italy 1,256 Km

### RACE 8 Qualifying Heat 4 B-C

31.05.2014 12:30

### Race (11 Laps) started at 12:32:22

Lap	Time of Day	Lap Tm	Diff	S1 Tm	S2 Tm	S3 Tm	Lap	Time of Day	Lap Tm	Diff	S1 Tm	S2 Tm	S3 Tm
1	12:33:16.063	<b>52.879</b>	+2.972	19.639	13.677	19.563	2	12:34:09.423	<b>50.505</b>	+0.656	17.414	13.490	19.601
2	12:34:07.758	<b>51.695</b>	+1.788	17.426	13.462	20.807	3	12:35:00.985	<b>51.562</b>	+1.713	17.325	13.489	20.748
3	12:35:00.080	<b>52.322</b>	+2.415	17.602	14.184	20.536	4	12:35:52.485	<b>51.500</b>	+1.651	17.269	13.612	20.619
4	12:35:50.185	<b>50.105</b>	+0.198	17.244	13.425	19.436	5	12:36:42.808	<b>50.323</b>	+0.474	17.276	13.557	19.490
5	12:36:41.423	<b>51.238</b>	+1.331	17.250	13.610	20.378	6	12:37:33.020	<b>50.212</b>	+0.363	17.249	13.475	19.488
6	12:37:31.330	<b>49.907</b>		17.129	13.358	19.420	7	12:38:23.180	<b>50.160</b>	+0.311	17.192	13.480	19.488
7	12:38:21.286	<b>49.956</b>	+0.049	17.252	13.391	<b>19.313</b>	8	12:39:13.244	<b>50.064</b>	+0.215	17.258	13.405	19.401
8	12:39:11.232	<b>49.946</b>	+0.039	17.168	13.364	19.414	9	12:40:03.093	<b>49.849</b>		<b>17.078</b>	13.394	<b>19.377</b>
9	12:40:01.226	<b>49.994</b>	+0.087	<b>17.114</b>	<b>13.329</b>	19.551	10	12:40:53.736	<b>50.643</b>	+0.794	17.173	<b>13.343</b>	20.127
10	12:40:53.013	<b>51.787</b>	+1.880	17.938	13.798	20.051	11	12:41:45.515	<b>51.779</b>	+1.930	17.458	13.682	20.639
11	12:41:43.595	<b>50.582</b>	+0.675	17.150	13.340	20.092							

#### (230) Alessandro Trombelli

1	12:33:19.046	<b>55.104</b>	+5.235	20.307	14.586	20.211
2	12:34:09.831	<b>50.785</b>	+0.916	17.912	13.445	19.428
3	12:35:00.789	<b>50.958</b>	+1.089	17.254	13.514	20.190
4	12:35:51.311	<b>50.522</b>	+0.653	17.259	13.614	19.649
5	12:36:41.893	<b>50.582</b>	+0.713	17.159	13.382	20.041
6	12:37:31.871	<b>49.978</b>	+0.109	17.243	13.420	<b>19.315</b>
7	12:38:22.113	<b>50.242</b>	+0.373	17.536	<b>13.313</b>	19.393
8	12:39:12.063	<b>49.950</b>	+0.081	<b>17.158</b>	13.443	19.349
9	12:40:01.932	<b>49.869</b>		17.160	13.324	19.385
10	12:40:53.378	<b>51.446</b>	+1.577	17.549	13.594	20.303
11	12:41:43.732	<b>50.354</b>	+0.485	17.392	13.547	19.415

#### (259) Anthony Fotia

1	12:33:18.289	<b>54.059</b>	+4.030	19.752	14.525	19.782
2	12:34:09.172	<b>50.883</b>	+0.854	17.354	13.699	19.830
3	12:35:00.223	<b>51.051</b>	+1.022	17.301	13.460	20.290
4	12:35:50.530	<b>50.307</b>	+0.278	17.269	13.526	19.512
5	12:36:41.098	<b>50.568</b>	+0.539	17.212	13.474	19.882
6	12:37:31.231	<b>50.133</b>	+0.104	17.174	<b>13.433</b>	19.526
7	12:38:21.662	<b>50.431</b>	+0.402	17.500	13.478	19.453
8	12:39:11.791	<b>50.129</b>	+0.100	<b>17.168</b>	13.586	<b>19.375</b>
9	12:40:01.820	<b>50.029</b>		17.169	13.433	19.427
10	12:40:53.254	<b>51.434</b>	+1.405	17.484	13.877	20.073
11	12:41:44.484	<b>51.230</b>	+1.201	17.384	14.078	19.768

#### (325) Charlie Turner

1	12:33:16.434	<b>52.780</b>	+2.723	19.453	13.773	19.554
2	12:34:07.472	<b>51.038</b>	+0.981	17.300	13.467	20.271
3	12:34:59.367	<b>51.895</b>	+1.838	17.597	14.567	19.731
4	12:35:49.786	<b>50.419</b>	+0.362	17.402	13.517	19.500
5	12:36:41.681	<b>51.895</b>	+1.838	17.265	13.893	20.737
6	12:37:31.738	<b>50.057</b>		17.215	13.433	19.409
7	12:38:21.893	<b>50.155</b>	+0.098	17.258	13.466	19.431
8	12:39:12.410	<b>50.517</b>	+0.460	<b>17.195</b>	13.823	19.499
9	12:40:02.468	<b>50.058</b>	+0.001	17.264	<b>13.389</b>	<b>19.405</b>
10	12:40:53.629	<b>51.161</b>	+1.104	17.247	13.577	20.337
11	12:41:44.800	<b>51.171</b>	+1.114	17.420	13.752	19.999

#### (218) Petr Bezel

1	12:33:19.914	<b>55.598</b>	+5.506	20.273	14.742	20.583
2	12:34:11.992	<b>52.078</b>	+1.986	17.782	14.408	19.888
3	12:35:03.062	<b>51.070</b>	+0.978	17.322	13.781	19.967
4	12:35:53.328	<b>50.266</b>	+0.174	17.173	13.536	19.557
5	12:36:43.548	<b>50.220</b>	+0.128	17.265	13.468	19.487
6	12:37:33.680	<b>50.132</b>	+0.040	<b>17.164</b>	13.495	<b>19.473</b>
7	12:38:24.491	<b>50.811</b>	+0.719	17.454	13.652	19.705
8	12:39:14.739	<b>50.248</b>	+0.156	17.290	13.476	19.482
9	12:40:04.831	<b>50.092</b>		17.190	<b>13.429</b>	19.473
10	12:40:55.005	<b>50.174</b>	+0.082	17.182	13.501	19.491
11	12:41:45.298	<b>50.293</b>	+0.201	17.220	13.498	19.575

#### (318) Maximilian Schmitt

1	12:33:18.918	<b>54.525</b>	+4.676	19.659	14.520	20.346
---	--------------	---------------	--------	--------	--------	--------

#### (261) Yaro Deckers

1	12:33:20.007	<b>55.949</b>	+5.745	20.817	14.750	20.382
2	12:34:12.053	<b>52.046</b>	+1.842	17.584	14.386	20.076
3	12:35:03.354	<b>51.301</b>	+1.097	17.406	13.724	20.171
4	12:35:53.937	<b>50.583</b>	+0.379	17.311	13.452	19.820
5	12:36:44.447	<b>50.510</b>	+0.306	17.334	13.549	19.627
6	12:37:34.834	<b>50.387</b>	+0.183	17.319	13.559	19.509
7	12:38:25.038	<b>50.204</b>		17.270	13.475	<b>19.459</b>
8	12:39:15.490	<b>50.452</b>	+0.248	17.283	<b>13.446</b>	19.723
9	12:40:05.778	<b>50.288</b>	+0.084	17.248	13.526	19.514
10	12:40:56.213	<b>50.435</b>	+0.231	17.300	13.487	19.648
11	12:41:46.514	<b>50.301</b>	+0.097	<b>17.217</b>	13.558	19.526

#### (320) Filippo Laghi

1	12:33:17.389	<b>53.455</b>	+3.235	19.478	14.021	19.956
2	12:34:08.513	<b>51.124</b>	+0.904	17.319	14.178	19.627
3	12:35:00.574	<b>52.061</b>	+1.841	17.273	14.040	20.748
4	12:35:53.042	<b>52.468</b>	+2.248	17.251	13.772	21.445
5	12:36:43.303	<b>50.261</b>	+0.041	17.217	13.616	19.428
6	12:37:33.553	<b>50.250</b>	+0.030	17.210	<b>13.525</b>	19.515
7	12:38:24.400	<b>50.847</b>	+0.627	17.432	13.935	19.480
8	12:39:16.113	<b>51.713</b>	+1.493	17.624	13.641	20.448
9	12:40:06.600	<b>50.487</b>	+0.267	17.255	13.793	19.439
10	12:40:56.896	<b>50.296</b>	+0.076	<b>17.199</b>	13.567	19.530
11	12:41:47.116	<b>50.220</b>		17.244	13.555	<b>19.421</b>

#### (255) Michael Cool

1	12:33:20.681	<b>56.187</b>	+6.110	20.713	14.876	20.598
2	12:34:12.811	<b>52.130</b>	+2.053	17.565	14.134	20.431
3	12:35:04.584	<b>51.773</b>	+1.696	17.394	13.886	20.493
4	12:35:55.974	<b>51.390</b>	+1.313	17.671	13.844	19.875
5	12:36:46.506	<b>50.532</b>	+0.455	17.397	13.557	19.578
6	12:37:36.834	<b>50.328</b>	+0.251	17.395	13.406	19.527
7	12:38:26.954	<b>50.120</b>	+0.043	17.272	13.415	19.433
8	12:39:17.125	<b>50.171</b>	+0.094	<b>17.215</b>	13.477	19.479
9	12:40:07.554	<b>50.429</b>	+0.352	17.287	<b>13.364</b>	19.778
10	12:40:58.002	<b>50.448</b>	+0.371	17.330	13.548	19.570
11	12:41:48.079	<b>50.077</b>		17.232	13.459	<b>19.386</b>

#### (267) Gavin Jonk

1	12:33:19.291	<b>54.531</b>	+4.236	19.670	14.711	20.150
2	12:34:11.256	<b>51.965</b>	+1.670	17.948	13.914	20.103
3	12:35:04.157	<b>52.901</b>	+2.606	17.344	14.517	21.040
4	12:35:54.666	<b>50.509</b>	+0.214	17.376	13.550	19.583
5	12:36:45.209	<b>50.543</b>	+0.248	17.300	<b>13.522</b>	19.721
6	12:37:35.584	<b>50.375</b>	+0.080	17.332	13.564	19.479
7	12:38:25.879	<b>50.295</b>		<b>17.236</b>	13.581	<b>19.478</b>
8	12:39:16.433	<b>50.554</b>	+0.259	17.277	13.575	19.702
9	12:40:07.405	<b>50.972</b>	+0.677	17.272	13.859	19.841
10	12:40:58.952	<b>51.547</b>	+1.252	17.294	13.661	20.592
11	12:41:49.823	<b>50.871</b>	+0.576	17.369	13.558	19.944

#### (257) Jack Constable

1	12:33:19.171	<b>54.236</b>	+3.890	19.418	14.664	20.154
2	12:34:11.096	<b>51.925</b>	+1.579	18.145	13.730	20.050





# Rotax Euro Challenge 2014 Laghi/Italy

Rotax Seniors

Laghi / Italy 1,256 Km

RACE 8 Qualifying Heat 4 B-C

31.05.2014 12:30

Race (11 Laps) started at 12:32:22

Lap	Time of Day	Lap Tm	Diff	S1 Tm	S2 Tm	S3 Tm	Lap	Time of Day	Lap Tm	Diff	S1 Tm	S2 Tm	S3 Tm
3	12:35:02.706	51.610	+1.264	17.412	14.390	19.808							
4	12:35:54.033	51.327	+0.981	17.278	13.683	20.366							
5	12:36:44.625	50.592	+0.246	17.381	13.621	19.590							
6	12:37:35.171	50.546	+0.200	17.353	13.632	19.561							
7	12:38:25.577	50.406	+0.060	17.405	13.525	19.476							
8	12:39:15.923	50.346		17.328	13.472	19.546							
9	12:40:07.684	51.761	+1.415	17.299	14.237	20.225							
10	12:40:59.273	51.589	+1.243	17.374	13.541	20.674							
11	12:41:50.130	50.857	+0.511	17.398	13.459	20.000							

(322) Mirco Rossi

1	12:33:19.704	54.369	+4.179	19.383	14.703	20.283
2	12:34:13.050	53.346	+3.156	17.800	14.821	20.725
3	12:35:04.522	51.472	+1.282	17.334	13.866	20.272
4	12:35:56.331	51.809	+1.619	17.572	13.807	20.430
5	12:36:46.889	50.558	+0.368	17.395	13.539	19.624
6	12:37:37.389	50.500	+0.310	17.285	13.462	19.753
7	12:38:27.690	50.301	+0.111	17.323	13.529	19.449
8	12:39:17.895	50.205	+0.015	17.236	13.488	19.481
9	12:40:08.085	50.190		17.234	13.495	19.461
10	12:40:59.378	51.293	+1.103	17.260	13.542	20.491
11	12:41:50.398	51.020	+0.830	17.512	13.606	19.902

(254) Stefan Artner

1	12:33:20.847	55.792	+5.467	20.039	14.867	20.886
2	12:34:13.262	52.415	+2.090	17.618	13.994	20.803
3	12:35:04.370	51.108	+0.783	17.445	13.718	19.945
4	12:35:56.153	51.783	+1.458	17.647	14.311	19.825
5	12:36:47.000	50.847	+0.522	17.394	13.554	19.899
6	12:37:37.837	50.837	+0.512	17.583	13.465	19.789
7	12:38:28.274	50.437	+0.112	17.350	13.590	19.497
8	12:39:18.655	50.381	+0.056	17.268	13.627	19.486
9	12:40:08.980	50.325		17.350	13.442	19.533
10	12:40:59.465	50.485	+0.160	17.298	13.481	19.706
11	12:41:50.689	51.224	+0.899	17.549	13.547	20.128

(321) Christian Gobbi

1	12:33:20.157	55.384	+5.022	19.603	15.211	20.570
2	12:34:12.374	52.217	+1.855	17.674	14.403	20.140
3	12:35:04.051	51.677	+1.315	17.505	13.555	20.617
4	12:35:55.868	51.817	+1.455	17.887	13.637	20.293
5	12:36:46.319	50.451	+0.089	17.329	13.532	19.590
6	12:37:37.716	51.397	+1.035	17.335	13.577	20.485
7	12:38:28.771	51.055	+0.693	17.539	13.860	19.656
8	12:39:19.133	50.362		17.273	13.568	19.521
9	12:40:09.619	50.486	+0.124	17.225	13.598	19.663
10	12:41:00.143	50.524	+0.162	17.339	13.572	19.613
11	12:41:51.002	50.859	+0.497	17.289	13.579	19.991

(244) Luke Knott

1	12:33:16.974	53.507	+2.843	19.752	13.878	19.877
2	12:34:07.638	50.664		17.436	13.491	19.737

(233) Petr Shchekochikhin

1	12:33:20.461	54.790	+2.634	19.514	14.536	20.740
2	12:34:12.617	52.156		17.687	14.137	20.332

Timekeeping M. Wagner:



Clerk of the course Thomas Lainer:

Steward Kris Lambrecht:

Chief Scrutineer Paul Klaassen:

www.mylaps.com

Licensed to: Motorsport Events



# Rotax Euro Challenge 2014 Laghi/Italy

Rotax Seniors

Laghi / Italy 1,256 Km

RACE 9 Qualifying Heat 5 D-E

31.05.2014 13:20

Race (11 Laps) started at 13:22:16

Pos	No.	Name	Nat.	Chassis	Race Team	Laps	Total Tm	Diff	Best Tm	In Lap	km/h	Points
1	250	Joseph Reilly	GBR	Tonykart	Strawberry Racing	11	9:08.684		49.517	11	91,314	0
2	205	Edward Brand	GBR	Intrepid	Intrepid Driver Program	11	9:11.069	2.385	49.846	9	90,711	2
3	228	Nicolas Picot	FRA	Sodikart	Kart Pro Racing	11	9:11.579	2.895	49.706	5	90,967	3
4	204	Martin Mortensen	DNK	Tonykart	RS Competition	11	9:11.751	3.067	49.777	8	90,837	4
5	319	Xavier Pozzoli	FRA	Kosmic	Sonic Racing Kart	11	9:12.835	4.151	49.829	10	90,742	5
6	208	Glenn Van Parijs	BEL	Tonykart	Bouvin Power	11	9:13.087	4.403	49.790	9	90,813	6
7	210	Luke Varley	GBR	Birel	KMS - Birel Motorsport	11	9:13.385	4.701	49.732	4	90,919	7
8	248	Philip Vollstedt	DNK	Tonykart	RS Competition	11	9:14.560	5.876	49.846	8	90,711	8
9	292	Benjamin Bailly	BEL	Tonykart	RS Competition	11	9:14.878	6.194	49.794	11	90,806	9
10	286	Oberg Viktor	SWE	Gillard	PDB Racing Team	11	9:16.027	7.343	49.971	10	90,484	10
11	242	Tom Meijer	NLD	Tonykart	Bouvin Power	11	9:16.335	7.651	49.910	5	90,595	11
12	299	Ilari Pispänen	FIN	Birel	KMS - Birel Motorsport	11	9:17.541	8.857	49.885	11	90,640	12
13	310	Juuso Pykalainen	FIN	Tonykart	MPT Racing	11	9:20.504	11.820	50.010	6	90,414	13
14	305	Marco Mazzantini	ITA	Righetti Ridolf	Gold Kart Racing Team	11	9:20.576	11.892	49.974	9	90,479	14
15	266	Christian Loft	DNK	Tonykart	RS Competition	11	9:20.683	11.999	50.016	9	90,403	15
16	220	Abdullah Al Rawahi	ONM	DR	Msport	11	9:21.064	12.380	50.120	10	90,215	16
17	277	Max Renberg	SWE	Tonykart	RS Competition	11	9:21.503	12.819	50.138	11	90,183	17
18	234	Julien Falchero	FRA	Kosmic	Sonic Racing Kart	11	9:22.396	13.712	50.186	7	90,097	18
19	225	Constantin Schoell	AUT	FA Kart	Dan Holland Racing	11	9:24.148	15.464	49.922	8	90,573	19
20	316	Natalia Balbo	ITA	Zanardi	Scarpi Racing	11	9:25.448	16.764	50.398	8	89,718	20
21	219	Marie Bakken	NOR	Gillard	PDB Racing Team	11	9:25.672	16.988	50.370	8	89,768	21
22	309	Maxence Laurent	FRA	Flandria Kart	Flandria Competition Kart	11	9:26.503	17.819	50.230	11	90,018	22
23	224	Josh Price	GBR	Art GP	Art Grand Prix	5	4:18.182	6 Laps	50.412	2	89,693	23
Not classified												
DNS	293	Jaakko Leskela	FIN	Birel	KMS - Birel Motorsport			DNS		0	-	27

## Announcements

These results are provisional until the conclusion of any judicial and technical matters!

Margin of Victory	Ø km/h	Best Lap Tm	km/h	Best Lap by
2.385	90,649	49.517	91,314	250 - Joseph Reilly

Official Timing [www.rgmmc.com](http://www.rgmmc.com)

Orbits

Timekeeping M. Wagner:

Clerk of the course Thomas Lainer:

[www.mylaps.com](http://www.mylaps.com)

Steward Kris Lambrecht:

Chief Scrutineer Paul Klaassen:

Licensed to: Motorsport Events

Printed: 31.05.2014 13:32:22

posted at:

h



# Rotax Euro Challenge 2014 Laghi/Italy

## Rotax Seniors

Laghi / Italy 1,256 Km

### RACE 9 Qualifying Heat 5 D-E

31.05.2014 13:20

#### Race (11 Laps) started at 13:22:16

Lap	Time of Day	Lap Tm	Diff	S1 Tm	S2 Tm	S3 Tm
<b>(250) Joseph Reilly</b>						
1	13:23:07.173	51.138	+1.621	18.083	13.507	19.548
2	13:23:57.375	50.202	+0.685	17.383	13.478	19.341
3	13:24:47.170	49.795	+0.278	17.157	13.426	19.212
4	13:25:37.088	49.918	+0.401	17.243	13.384	19.291
5	13:26:26.855	49.767	+0.250	17.184	13.358	19.225
6	13:27:16.541	49.686	+0.169	17.187	13.311	19.188
7	13:28:06.307	49.766	+0.249	17.164	13.387	19.215
8	13:28:55.945	49.638	+0.121	17.130	13.357	19.151
9	13:29:45.561	49.616	+0.099	17.124	13.336	19.156
10	13:30:35.202	49.641	+0.124	17.215	13.297	19.129
11	13:31:24.719	49.517		17.040	13.304	19.173

<b>(205) Edward Brand</b>						
1	13:23:07.418	51.372	+1.526	18.165	13.559	19.648
2	13:23:57.600	50.182	+0.336	17.343	13.447	19.392
3	13:24:47.645	50.045	+0.199	17.227	13.406	19.412
4	13:25:37.587	49.942	+0.096	17.203	13.409	19.330
5	13:26:27.580	49.993	+0.147	17.167	13.451	19.375
6	13:27:17.504	49.924	+0.078	17.152	13.378	19.394
7	13:28:07.450	49.946	+0.100	17.168	13.440	19.338
8	13:28:57.346	49.896	+0.050	17.139	13.431	19.326
9	13:29:47.192	49.846		17.134	13.396	19.316
10	13:30:37.158	49.966	+0.120	17.192	13.473	19.301
11	13:31:27.104	49.946	+0.100	17.132	13.444	19.370

<b>(228) Nicolas Picot</b>						
1	13:23:08.218	51.892	+2.186	18.506	13.870	19.516
2	13:23:58.382	50.164	+0.458	17.246	13.499	19.419
3	13:24:48.370	49.988	+0.282	17.193	13.392	19.403
4	13:25:38.332	49.962	+0.256	17.184	13.373	19.405
5	13:26:28.038	49.706		17.116	13.309	19.281
6	13:27:18.433	50.395	+0.689	17.195	13.767	19.433
7	13:28:08.222	49.789	+0.083	17.122	13.320	19.347
8	13:28:57.956	49.734	+0.028	17.063	13.312	19.359
9	13:29:47.708	49.752	+0.046	17.127	13.287	19.338
10	13:30:37.657	49.949	+0.243	17.153	13.375	19.421
11	13:31:27.614	49.957	+0.251	17.213	13.350	19.394

<b>(204) Martin Mortensen</b>						
1	13:23:07.556	51.387	+1.610	18.190	13.554	19.643
2	13:23:57.779	50.223	+0.446	17.374	13.402	19.447
3	13:24:47.897	50.118	+0.341	17.328	13.385	19.405
4	13:25:37.936	50.039	+0.262	17.212	13.444	19.383
5	13:26:27.811	49.875	+0.098	17.156	13.398	19.321
6	13:27:17.556	50.745	+0.968	17.212	14.133	19.400
7	13:28:07.473	49.917	+0.140	17.237	13.386	19.294
8	13:28:57.250	49.777		17.150	13.359	19.268
9	13:29:47.051	49.801	+0.024	17.132	13.388	19.281
10	13:30:36.850	49.799	+0.022	17.172	13.367	19.260
11	13:31:26.786	49.936	+0.159	17.197	13.449	19.290

<b>(319) Xavier Pozzoli</b>						
1	13:23:08.835	52.310	+2.481	18.865	13.796	19.649
2	13:23:59.245	50.410	+0.581	17.460	13.484	19.466
3	13:24:49.447	50.202	+0.373	17.162	13.346	19.694
4	13:25:39.339	49.892	+0.063	17.194	13.336	19.362
5	13:26:29.513	50.174	+0.345	17.274	13.351	19.549
6	13:27:19.469	49.956	+0.127	17.135	13.416	19.405
7	13:28:09.393	49.924	+0.095	17.184	13.346	19.394
8	13:28:59.281	49.888	+0.059	17.162	13.364	19.362
9	13:29:49.112	49.831	+0.002	17.152	13.315	19.364
10	13:30:38.941	49.829		17.149	13.349	19.331
11	13:31:28.870	49.929	+0.100	17.161	13.400	19.368

Lap	Time of Day	Lap Tm	Diff	S1 Tm	S2 Tm	S3 Tm
<b>(208) Glenn Van Parijs</b>						
1	13:23:08.694	52.080	+2.290	18.631	13.761	19.688
2	13:23:58.913	50.219	+0.429	17.419	13.401	19.399
3	13:24:49.596	50.683	+0.893	17.336	13.425	19.922
4	13:25:39.602	50.006	+0.216	17.345	13.353	19.308
5	13:26:29.753	50.151	+0.361	17.210	13.325	19.616
6	13:27:19.820	50.067	+0.277	17.262	13.484	19.321
7	13:28:09.656	49.836	+0.046	17.277	13.306	19.253
8	13:28:59.531	49.875	+0.085	17.291	13.386	19.198
9	13:29:49.321	49.790		17.234	13.297	19.259
10	13:30:39.187	49.866	+0.076	17.236	13.362	19.268
11	13:31:29.122	49.935	+0.145	17.278	13.363	19.294

<b>(210) Luke Varley</b>						
1	13:23:09.160	52.400	+2.668	18.728	13.900	19.772
2	13:24:00.503	51.343	+1.611	17.344	13.702	20.297
3	13:24:50.432	49.929	+0.197	17.239	13.379	19.311
4	13:25:40.164	49.732		17.145	13.321	19.266
5	13:26:30.045	49.881	+0.149	17.177	13.338	19.366
6	13:27:20.229	50.184	+0.452	17.408	13.434	19.342
7	13:28:10.031	49.802	+0.070	17.183	13.321	19.298
8	13:28:59.975	49.944	+0.212	17.212	13.391	19.341
9	13:29:49.826	49.851	+0.119	17.134	13.396	19.321
10	13:30:39.587	49.761	+0.029	17.140	13.304	19.317
11	13:31:29.420	49.833	+0.101	17.197	13.323	19.313

<b>(248) Philip Vollstedt</b>						
1	13:23:07.724	51.596	+1.750	18.414	13.557	19.625
2	13:23:58.628	50.904	+1.058	17.580	13.833	19.491
3	13:24:48.915	50.287	+0.441	17.339	13.481	19.467
4	13:25:39.137	50.222	+0.376	17.319	13.406	19.497
5	13:26:29.922	50.785	+0.939	17.291	13.464	20.030
6	13:27:20.598	50.676	+0.830	17.417	13.872	19.387
7	13:28:10.693	50.095	+0.249	17.261	13.440	19.394
8	13:29:00.539	49.846		17.200	13.331	19.315
9	13:29:50.506	49.967	+0.121	17.199	13.424	19.344
10	13:30:40.511	50.005	+0.159	17.231	13.407	19.367
11	13:31:30.595	50.084	+0.238	17.177	13.492	19.415

<b>(292) Benjamin Bailly</b>						
1	13:23:10.247	53.419	+3.625	19.680	14.074	19.665
2	13:24:01.401	51.154	+1.360	17.805	13.518	19.831
3	13:24:51.688	50.287	+0.493	17.356	13.404	19.527
4	13:25:41.711	50.023	+0.229	17.223	13.377	19.423
5	13:26:31.731	50.020	+0.226	17.201	13.416	19.403
6	13:27:21.585	49.854	+0.060	17.198	13.414	19.242
7	13:28:11.500	49.915	+0.121	17.153	13.361	19.401
8	13:29:01.455	49.955	+0.161	17.153	13.421	19.381
9	13:29:51.320	49.865	+0.071	17.133	13.371	19.361
10	13:30:41.119	49.799	+0.005	17.154	13.312	19.333
11	13:31:30.913	49.794		17.114	13.335	19.345

<b>(286) Oberg Viktor</b>						
1	13:23:09.344	52.680	+2.709	19.376	13.483	19.821
2	13:24:00.776	51.432	+1.461	18.073	13.464	19.895
3	13:24:51.161	50.385	+0.414	17.396	13.571	19.418
4	13:25:41.185	50.024	+0.053	17.219	13.402	19.403
5	13:26:31.425	50.240	+0.269	17.292	13.522	19.426
6	13:27:21.937	50.512	+0.541	17.315	13.799	19.398
7	13:28:11.930	49.993	+0.022	17.222	13.401	19.370
8	13:29:01.963	50.033	+0.062	17.251	13.406	19.376
9	13:29:51.955	49.992	+0.021	17.228	13.386	19.378
10	13:30:41.926	49.971		17.246	13.339	19.386
11	13:31:32.062	50.136	+0.165	17.272	13.454	19.410

<b>(242) Tom Meijer</b>						
-------------------------	--	--	--	--	--	--





# Rotax Euro Challenge 2014 Laghi/Italy

## Rotax Seniors

Laghi / Italy 1,256 Km

### RACE 9 Qualifying Heat 5 D-E

31.05.2014 13:20

### Race (11 Laps) started at 13:22:16

Lap	Time of Day	Lap Tm	Diff	S1 Tm	S2 Tm	S3 Tm
1	13:23:09.428	<b>52.501</b>	+2.591	19.367	13.648	19.486
2	13:24:01.574	<b>52.146</b>	+2.236	18.477	14.139	19.530
3	13:24:51.994	<b>50.420</b>	+0.510	17.563	13.388	19.469
4	13:25:42.002	<b>50.008</b>	+0.098	17.304	13.337	19.367
5	13:26:31.912	<b>49.910</b>		<b>17.188</b>	13.364	<b>19.358</b>
6	13:27:22.175	<b>50.263</b>	+0.353	17.283	13.576	19.404
7	13:28:12.169	<b>49.994</b>	+0.084	17.283	13.340	19.371
8	13:29:02.154	<b>49.985</b>	+0.075	17.239	13.337	19.409
9	13:29:52.218	<b>50.064</b>	+0.154	17.291	13.318	19.455
10	13:30:42.322	<b>50.104</b>	+0.194	17.350	<b>13.283</b>	19.471
11	13:31:32.370	<b>50.048</b>	+0.138	17.286	13.382	19.380

Lap	Time of Day	Lap Tm	Diff	S1 Tm	S2 Tm	S3 Tm
2	13:24:01.347	<b>51.394</b>	+1.274	17.656	13.587	20.151
3	13:24:54.383	<b>53.036</b>	+2.916	17.988	15.334	19.714
4	13:25:45.400	<b>50.657</b>	+0.537	17.559	13.702	19.396
5	13:26:35.594	<b>50.554</b>	+0.434	17.364	13.514	19.676
6	13:27:25.902	<b>50.308</b>	+0.188	17.345	13.460	19.503
7	13:28:16.167	<b>50.265</b>	+0.145	17.364	13.537	<b>19.364</b>
8	13:29:06.398	<b>50.231</b>	+0.111	17.288	13.519	19.424
9	13:29:56.712	<b>50.314</b>	+0.194	17.349	13.541	19.424
10	13:30:46.832	<b>50.120</b>		17.308	<b>13.411</b>	19.401
11	13:31:37.099	<b>50.267</b>	+0.147	17.358	13.496	19.413

(299) Ilari Pisanen

Lap	Time of Day	Lap Tm	Diff	S1 Tm	S2 Tm	S3 Tm
1	13:23:11.609	<b>55.174</b>	+5.289	20.684	14.691	19.799
2	13:24:02.615	<b>51.006</b>	+1.121	17.537	13.620	19.849
3	13:24:52.714	<b>50.099</b>	+0.214	17.164	13.622	19.313
4	13:25:43.454	<b>50.740</b>	+0.855	17.193	14.045	19.502
5	13:26:33.648	<b>50.194</b>	+0.309	17.099	13.461	19.634
6	13:27:23.743	<b>50.095</b>	+0.210	17.185	13.493	19.417
7	13:28:13.764	<b>50.021</b>	+0.136	17.142	13.494	19.385
8	13:29:03.755	<b>49.991</b>	+0.106	17.163	13.515	19.313
9	13:29:53.674	<b>49.919</b>	+0.034	17.160	13.465	<b>19.294</b>
10	13:30:43.691	<b>50.017</b>	+0.132	17.151	13.462	19.404
11	13:31:33.576	<b>49.885</b>		<b>17.098</b>	<b>13.460</b>	19.327

(277) Max Renberg

Lap	Time of Day	Lap Tm	Diff	S1 Tm	S2 Tm	S3 Tm
1	13:23:11.828	<b>54.122</b>	+3.984	19.913	14.262	19.947
2	13:24:03.034	<b>51.206</b>	+1.068	17.645	13.662	19.899
3	13:24:54.797	<b>51.763</b>	+1.625	17.616	14.240	19.907
4	13:25:45.665	<b>50.868</b>	+0.730	17.374	13.852	19.642
5	13:26:35.945	<b>50.280</b>	+0.142	<b>17.258</b>	13.481	19.541
6	13:27:26.287	<b>50.342</b>	+0.204	17.427	13.490	19.425
7	13:28:16.613	<b>50.326</b>	+0.188	17.389	13.445	19.492
8	13:29:06.912	<b>50.299</b>	+0.161	17.453	<b>13.416</b>	19.430
9	13:29:57.235	<b>50.323</b>	+0.185	17.410	13.526	<b>19.387</b>
10	13:30:47.400	<b>50.165</b>	+0.027	17.299	13.456	19.410
11	13:31:37.538	<b>50.138</b>		17.269	13.433	19.436

(310) Juuso Pykalainen

Lap	Time of Day	Lap Tm	Diff	S1 Tm	S2 Tm	S3 Tm
1	13:23:11.400	<b>54.128</b>	+4.118	19.934	14.031	20.163
2	13:24:03.382	<b>51.982</b>	+1.972	17.470	14.291	20.221
3	13:24:54.694	<b>51.312</b>	+1.302	17.469	13.911	19.932
4	13:25:45.299	<b>50.605</b>	+0.595	17.362	13.803	19.440
5	13:26:35.465	<b>50.166</b>	+0.156	17.341	13.374	19.451
6	13:27:25.475	<b>50.010</b>		<b>17.294</b>	<b>13.368</b>	19.348
7	13:28:15.485	<b>50.010</b>		17.299	13.397	19.314
8	13:29:05.551	<b>50.066</b>	+0.056	17.323	13.395	19.348
9	13:29:55.609	<b>50.058</b>	+0.048	17.357	13.403	<b>19.298</b>
10	13:30:45.658	<b>50.049</b>	+0.039	17.337	13.398	19.314
11	13:31:35.539	<b>50.881</b>	+0.871	17.417	13.815	19.649

(234) Julien Falchero

Lap	Time of Day	Lap Tm	Diff	S1 Tm	S2 Tm	S3 Tm
1	13:23:12.347	<b>55.768</b>	+5.582	21.778	13.905	20.085
2	13:24:03.126	<b>50.779</b>	+0.593	17.370	13.571	19.838
3	13:24:54.189	<b>51.063</b>	+0.877	17.436	13.893	19.734
4	13:25:46.103	<b>51.914</b>	+1.728	17.659	14.234	20.021
5	13:26:36.407	<b>50.304</b>	+0.118	17.359	13.454	19.491
6	13:27:26.595	<b>50.188</b>	+0.002	17.365	<b>13.362</b>	19.461
7	13:28:16.781	<b>50.186</b>		<b>17.303</b>	13.484	<b>19.399</b>
8	13:29:07.191	<b>50.410</b>	+0.224	17.497	13.391	19.522
9	13:29:57.634	<b>50.443</b>	+0.257	17.391	13.489	19.563
10	13:30:47.994	<b>50.360</b>	+0.174	17.331	13.517	19.512
11	13:31:38.431	<b>50.437</b>	+0.251	17.351	13.519	19.567

(305) Marco Mazzantini

Lap	Time of Day	Lap Tm	Diff	S1 Tm	S2 Tm	S3 Tm
1	13:23:11.233	<b>54.049</b>	+4.075	19.472	14.241	20.336
2	13:24:01.900	<b>50.667</b>	+0.693	17.388	13.700	19.579
3	13:24:53.888	<b>51.988</b>	+2.014	17.583	14.514	19.891
4	13:25:44.640	<b>50.752</b>	+0.778	17.301	13.820	19.631
5	13:26:34.991	<b>50.351</b>	+0.377	17.364	13.464	19.523
6	13:27:25.092	<b>50.101</b>	+0.127	17.324	13.434	19.343
7	13:28:15.326	<b>50.234</b>	+0.260	17.282	13.465	19.487
8	13:29:05.413	<b>50.087</b>	+0.113	17.257	13.389	19.441
9	13:29:55.387	<b>49.974</b>		<b>17.238</b>	<b>13.335</b>	19.401
10	13:30:45.414	<b>50.027</b>	+0.053	17.287	13.408	<b>19.332</b>
11	13:31:36.611	<b>51.197</b>	+1.223	17.403	13.833	19.961

(225) Constantin Schoell

Lap	Time of Day	Lap Tm	Diff	S1 Tm	S2 Tm	S3 Tm
1	13:23:08.586	<b>52.357</b>	+2.435	18.499	14.124	19.734
2	13:24:00.409	<b>51.823</b>	+1.901	17.775	13.928	20.120
3	13:24:51.851	<b>51.442</b>	+1.520	17.621	13.941	19.880
4	13:25:43.678	<b>51.827</b>	+1.905	17.677	14.483	19.667
5	13:26:34.126	<b>50.448</b>	+0.526	17.171	13.494	19.783
6	13:27:28.802	<b>54.676</b>	+4.754	21.543	13.799	<b>19.334</b>
7	13:28:19.438	<b>50.636</b>	+0.714	17.645	13.618	19.373
8	13:29:09.360	<b>49.922</b>		<b>17.167</b>	<b>13.408</b>	19.347
9	13:29:59.728	<b>50.368</b>	+0.446	17.321	13.688	19.359
10	13:30:49.977	<b>50.249</b>	+0.327	17.267	13.517	19.465
11	13:31:40.183	<b>50.206</b>	+0.284	17.234	13.459	19.513

(266) Christian Loft

Lap	Time of Day	Lap Tm	Diff	S1 Tm	S2 Tm	S3 Tm
1	13:23:11.509	<b>54.035</b>	+4.019	19.960	14.241	19.834
2	13:24:02.819	<b>51.310</b>	+1.294	17.529	13.626	20.155
3	13:24:54.042	<b>51.223</b>	+1.207	17.363	13.908	19.952
4	13:25:44.467	<b>50.425</b>	+0.409	17.325	13.531	19.569
5	13:26:34.611	<b>50.144</b>	+0.128	17.280	13.466	19.398
6	13:27:24.877	<b>50.266</b>	+0.250	17.391	13.479	19.396
7	13:28:14.945	<b>50.068</b>	+0.052	<b>17.224</b>	13.537	19.307
8	13:29:05.038	<b>50.093</b>	+0.077	17.253	13.506	19.334
9	13:29:55.054	<b>50.016</b>		17.249	13.477	<b>19.290</b>
10	13:30:45.121	<b>50.067</b>	+0.051	17.285	<b>13.437</b>	19.345
11	13:31:36.718	<b>51.597</b>	+1.581	17.827	14.196	19.574

(316) Natalia Balbo

Lap	Time of Day	Lap Tm	Diff	S1 Tm	S2 Tm	S3 Tm
1	13:23:12.558	<b>55.132</b>	+4.734	20.506	14.054	20.572
2	13:24:03.478	<b>50.920</b>	+0.522	17.375	13.591	19.954
3	13:24:54.955	<b>51.477</b>	+1.079	17.512	14.017	19.948
4	13:25:46.323	<b>51.368</b>	+0.970	17.429	13.755	20.184
5	13:26:37.467	<b>51.144</b>	+0.746	17.374	<b>13.496</b>	20.274
6	13:27:28.240	<b>50.773</b>	+0.375	17.434	13.690	19.649
7	13:28:18.827	<b>50.587</b>	+0.189	17.418	13.629	19.540
8	13:29:09.225	<b>50.398</b>		17.324	13.599	<b>19.475</b>
9	13:30:00.131	<b>50.906</b>	+0.508	17.359	14.002	19.545
10	13:30:50.786	<b>50.655</b>	+0.257	<b>17.315</b>	13.673	19.667
11	13:31:41.483	<b>50.697</b>	+0.299	17.407	13.578	19.712

(220) Abdullah Al Rawahi

Lap	Time of Day	Lap Tm	Diff	S1 Tm	S2 Tm	S3 Tm
1	13:23:09.953	<b>52.933</b>	+2.813	19.392	13.947	19.594

(219) Marie Bakken

Lap	Time of Day	Lap Tm	Diff	S1 Tm	S2 Tm	S3 Tm
1	13:23:12.756	<b>55.133</b>	+4.763	20.508	14.241	20.384
2	13:24:03.847	<b>51.091</b>	+0.721	17.594	13.537	19.960

Timekeeping M. Wagner:



Clerk of the course Thomas Lainer:

www.mylaps.com

Steward Kris Lambrecht:

Chief Scrutineer Paul Klaassen:

Licensed to: Motorsport Events



# Rotax Euro Challenge 2014 Laghi/Italy

Rotax Seniors

Laghi / Italy 1,256 Km

RACE 9 Qualifying Heat 5 D-E

31.05.2014 13:20

Race (11 Laps) started at 13:22:16

Lap	Time of Day	Lap Tm	Diff	S1 Tm	S2 Tm	S3 Tm	Lap	Time of Day	Lap Tm	Diff	S1 Tm	S2 Tm	S3 Tm
3	13:24:55.471	51.624	+1.254	17.540	13.705	20.379							
4	13:25:46.461	50.990	+0.620	17.468	13.559	19.963							
5	13:26:37.258	50.797	+0.427	17.497	13.432	19.868							
6	13:27:29.075	51.817	+1.447	18.015	14.279	19.523							
7	13:28:19.933	50.858	+0.488	17.693	13.683	19.482							
8	13:29:10.303	50.370		17.383	13.557	19.430							
9	13:30:00.800	50.497	+0.127	17.308	13.569	19.620							
10	13:30:51.271	50.471	+0.101	17.359	13.517	19.595							
11	13:31:41.707	50.436	+0.066	17.327	13.509	19.600							

(309) Maxence Laurent

1	13:23:15.292	57.367	+7.137	23.831	13.727	19.809
2	13:24:05.797	50.505	+0.275	17.384	13.520	19.601
3	13:24:56.306	50.509	+0.279	17.384	13.516	19.609
4	13:25:46.632	50.326	+0.096	17.275	13.475	19.576
5	13:26:37.550	50.918	+0.688	17.534	13.503	19.881
6	13:27:28.589	51.039	+0.809	17.867	13.646	19.526
7	13:28:21.178	52.589	+2.359	18.531	14.519	19.539
8	13:29:11.530	50.352	+0.122	17.380	13.484	19.488
9	13:30:01.786	50.256	+0.026	17.346	13.441	19.469
10	13:30:52.308	50.522	+0.292	17.287	13.552	19.683
11	13:31:42.538	50.230		17.273	13.430	19.527

(224) Josh Price

1	13:23:11.058	54.641	+4.229	20.410	14.185	20.046
2	13:24:01.470	50.412		17.209	13.532	19.671
3	13:24:52.117	50.647	+0.235	17.455	13.438	19.754
4	13:25:43.165	51.048	+0.636	17.594	13.973	19.481
5	13:26:34.217	51.052	+0.640	17.167	13.629	20.256

Timekeeping M. Wagner:

Clerk of the course Thomas Lainer:

Steward Kris Lambrecht:

Chief Scrutineer Paul Klaassen:

www.mylaps.com

Licensed to: Motorsport Events



# Rotax Euro Challenge 2014 Laghi/Italy

Rotax Seniors

Laghi / Italy 1,256 Km

RACE 10 Qualifying Heat 6 A-C

**-NEW-**

31.05.2014 13:40

Race (11 Laps) started at 13:42:08

Pos	No.	Name	Nat.	Chassis	Race Team	Laps	Total Tm	Diff	Best Tm	In Lap	km/h	Points
1	303	Guan Yu Zhou	GBR	Tonykart	Strawberry Racing	11	10:00.975		50.131	10	90,196	0
2	307	Lukasz Bartoszuk	POL	CRG	CRG S.P.A.	11	10:04.431	3.456	50.467	11	89,595	2
3	212	Pierce Lehane	GBR	Alonso	Dan Holland Racing	11	10:05.236	4.261	50.278	10	89,932	3
4	289	Brett Ward	GBR	Alonso	Dan Holland Racing	11	10:05.418	4.443	50.198	10	90,075	4
5	227	Josh White	GBR	Tonykart	Coles Racing	11	10:06.054	5.079	50.315	11	89,866	5
6	241	Edward Tansley	GBR	Tonykart	Coles Racing	11	10:06.283	5.308	50.238	11	90,004	6
7	252	Glenn Rupp	DEU	Tonykart	RS Competition	11	10:06.639	5.664	50.411	11	89,695	7
8	249	Dries Vanthoor	NLD	FA Kart	Team TKP	11	10:07.907	6.932	50.428	11	89,664	8
9	260	Sam Smelt	GBR	Kosmic	Aim Motorsport	11	10:08.234	7.259	50.580	11	89,395	9
10	258	Vincent Fraisse	FRA	Sodikart	Sodikart	11	10:09.378	8.403	50.713	10	89,161	10
11	259	Anthony Fotia	FRA	Sodikart	Patrick Fotia	11	10:09.617	8.642	50.992	8	88,673	11
12	261	Yaro Deckers	NLD	FA Kart	Team TKP	11	10:09.676	8.701	50.632	10	89,303	12
13	301	Yannick De Brabander	BEL	CRG	CRG S.P.A.	11	10:10.504	9.529	50.765	11	89,069	13
14	238	Aavo Talvar	EST	Tonykart	Talvar Racing	11	10:10.635	9.660	50.929	10	88,782	14
15	318	Maximilian Schmitt	DEU	Praga	M-Tec Praga Racing	11	10:10.789	9.814	50.631	11	89,305	15
16	294	Tsujii Yuto	JPN	Alonso	Dan Holland Racing	11	10:11.182	10.207	50.479	11	89,574	16
17	320	Filippo Laghi	ITA	Haase	Motor One Racing	11	10:11.593	10.618	50.443	11	89,638	17
18	254	Stefan Artner	AUT	Tonykart	Speedway Academy	11	10:12.025	11.050	50.647	11	89,277	18
19	324	Antoni Ptak	POL	Birel	KMS - Birel Motorsport	11	10:12.349	11.374	50.539	11	89,468	19
20	274	Angelos Malandrinos	GRC	Tonykart	AM Kart Racing Team	11	10:12.748	11.773	50.734	11	89,124	20
21	285	Cecile Martini	FRA	Sodikart	Martini Racing	11	10:13.293	12.318	51.059	11	88,556	21
22	226	Jessica Backman	SWE	Tonykart	Strawberry Racing		0.499	11 Laps		0	-	22
23	207	Oliver Myers	GBR	Tonykart	Coles Racing		0.777	11 Laps		0	-	23

Not classified

DNS	246	Maksim Shtotland	RUS	FA Kart	Mayak Racing			DNS		0	-	27
DQ	321	Christian Gobbi	ITA	Sodikart	Ciao Racing	11	10:13.753	DQ	51.179	9	88,349	28
DQ	317	Julien Hermouet	FRA	Lenzokart	Kart in Pro	11	10:16.602	DQ	50.819	11	88,975	28

## Announcements

These results are provisional until the conclusion of any judicial and technical matters!

No. 321 + 317 black flag / overtaking under yellow

No. 321 + 317 exclusion from the whole meetingflag / ignoring black flag

Margin of Victory	Ø km/h	Best Lap Tm	km/h	Best Lap by
3.456	82,762	50.131	90,196	303 - Guan Yu Zhou

Official Timing [www.rgmmc.com](http://www.rgmmc.com)

Orbits

Timekeeping M. Wagner:

Clerk of the course Thomas Lainer:

[www.mylaps.com](http://www.mylaps.com)

Steward Kris Lambrecht:

Chief Scrutineer Paul Klaassen:

Licensed to: Motorsport Events

Printed: 31.05.2014 14:58:19

posted at:

h



# Rotax Euro Challenge 2014 Laghi/Italy

## Rotax Seniors

### Laghi / Italy 1,256 Km

## RACE 10 Qualifying Heat 6 A-C

### 31.05.2014 13:40

### Race (11 Laps) started at 13:42:08

Lap	Time of Day	Lap Tm	Diff	S1 Tm	S2 Tm	S3 Tm
<b>(303) Guan Yu Zhou</b>						
1	13:42:58.985	<b>50.937</b>	+0.806	18.016	13.491	19.430
2	13:43:58.103	<b>59.118</b>	+8.987	17.296	<b>13.406</b>	28.416
3	13:45:07.286	<b>1:09.183</b>	+19.052	23.488	17.271	28.424
4	13:46:14.739	<b>1:07.453</b>	+17.322	23.109	16.896	27.448
5	13:47:28.372	<b>1:13.633</b>	+23.502	25.675	18.048	29.910
6	13:54:48.794	<b>1:07.750</b>	+17.619			
7	13:55:39.864	<b>51.070</b>	+0.939	18.002	13.525	19.543
8	13:56:30.495	<b>50.631</b>	+0.500	17.503	13.553	19.575
9	13:57:20.765	<b>50.270</b>	+0.139	17.298	13.468	19.504
10	13:58:10.896	<b>50.131</b>		<b>17.286</b>	13.495	<b>19.350</b>
11	13:59:01.223	<b>50.327</b>	+0.196	17.361	13.484	19.482

<b>(307) Lukasz Bartoszuk</b>						
1	13:43:00.085	<b>51.729</b>	+1.262	18.141	13.567	20.021
2	13:43:59.071	<b>58.986</b>	+8.519	<b>17.407</b>	13.577	28.002
3	13:45:07.901	<b>1:08.830</b>	+18.363	23.099	17.418	28.313
4	13:46:15.006	<b>1:07.105</b>	+16.638	22.905	16.932	27.268
5	13:47:28.677	<b>1:13.671</b>	+23.204	25.856	17.976	29.839
6	13:54:48.999	<b>1:05.781</b>	+15.314			
7	13:55:41.628	<b>52.629</b>	+2.162	18.437	14.279	19.913
8	13:56:32.745	<b>51.117</b>	+0.650	17.754	13.662	19.701
9	13:57:23.635	<b>50.890</b>	+0.423	17.640	13.620	19.630
10	13:58:14.212	<b>50.577</b>	+0.110	17.453	13.565	19.559
11	13:59:04.679	<b>50.467</b>		17.423	<b>13.516</b>	<b>19.528</b>

<b>(212) Pierce Lehane</b>						
1	13:43:00.414	<b>52.030</b>	+1.752	19.140	<b>13.488</b>	19.402
2	13:44:00.414	<b>1:00.000</b>	+9.722	17.461	13.897	28.642
3	13:45:08.681	<b>1:08.267</b>	+17.989	22.375	17.611	28.281
4	13:46:15.511	<b>1:06.830</b>	+16.552	23.267	16.668	26.895
5	13:47:29.365	<b>1:13.854</b>	+23.576	26.083	18.235	29.536
6	13:54:49.434	<b>1:04.084</b>	+13.806			
7	13:55:42.643	<b>53.209</b>	+2.931	18.509	14.090	20.610
8	13:56:33.829	<b>51.186</b>	+0.908	17.664	13.500	20.022
9	13:57:24.448	<b>50.619</b>	+0.341	17.593	13.521	19.505
10	13:58:14.726	<b>50.278</b>		17.371	13.510	<b>19.397</b>
11	13:59:05.484	<b>50.758</b>	+0.480	<b>17.360</b>	13.546	19.852

<b>(289) Brett Ward</b>						
1	13:43:00.163	<b>51.947</b>	+1.749	18.431	13.509	20.007
2	13:43:59.330	<b>59.167</b>	+8.969	17.399	13.831	27.937
3	13:45:08.128	<b>1:08.798</b>	+18.600	23.080	17.406	28.312
4	13:46:15.175	<b>1:07.047</b>	+16.849	23.388	16.373	27.286
5	13:47:28.902	<b>1:13.727</b>	+23.529	25.875	18.013	29.839
6	13:54:49.100	<b>1:04.600</b>	+14.402			
7	13:55:43.070	<b>53.970</b>	+3.772	18.456	14.530	20.984
8	13:56:33.961	<b>50.891</b>	+0.693	17.561	13.437	19.893
9	13:57:24.820	<b>50.859</b>	+0.661	17.619	13.520	19.720
10	13:58:15.018	<b>50.198</b>		17.473	<b>13.407</b>	<b>19.318</b>
11	13:59:05.666	<b>50.648</b>	+0.450	<b>17.287</b>	13.475	19.886

<b>(227) Josh White</b>						
1	13:43:01.384	<b>52.806</b>	+2.491	19.779	13.503	19.524
2	13:44:02.646	<b>1:01.262</b>	+10.947	<b>17.339</b>	13.524	30.399
3	13:45:09.562	<b>1:06.916</b>	+16.601	21.274	17.115	28.527
4	13:46:16.052	<b>1:06.490</b>	+16.175	23.139	16.433	26.918
5	13:47:29.652	<b>1:13.600</b>	+23.285	26.618	18.090	28.892
6	13:54:49.776	<b>1:02.901</b>	+12.586			
7	13:55:43.337	<b>53.561</b>	+3.246	18.512	13.937	21.112
8	13:56:34.186	<b>50.849</b>	+0.534	17.578	13.480	19.791
9	13:57:25.510	<b>51.324</b>	+1.009	17.584	13.609	20.131
10	13:58:15.987	<b>50.477</b>	+0.162	17.379	<b>13.469</b>	19.629
11	13:59:06.302	<b>50.315</b>		17.391	13.474	<b>19.450</b>

Lap	Time of Day	Lap Tm	Diff	S1 Tm	S2 Tm	S3 Tm
<b>(241) Edward Tansley</b>						
1	13:43:00.313	<b>51.841</b>	+1.603	18.396	13.572	19.873
2	13:43:59.516	<b>59.203</b>	+8.965	17.435	13.856	27.912
3	13:45:08.291	<b>1:08.775</b>	+18.537	23.053	17.466	28.256
4	13:46:15.289	<b>1:06.998</b>	+16.760	23.449	16.457	27.092
5	13:47:29.122	<b>1:13.833</b>	+23.595	25.978	18.080	29.775
6	13:54:49.193	<b>1:04.228</b>	+13.990			
7	13:55:42.238	<b>53.045</b>	+2.807	18.554	14.199	20.292
8	13:56:34.650	<b>52.412</b>	+2.174	17.659	13.685	21.068
9	13:57:25.749	<b>51.099</b>	+0.861	17.568	<b>13.472</b>	20.059
10	13:58:16.293	<b>50.544</b>	+0.306	17.460	13.483	19.601
11	13:59:06.531	<b>50.238</b>		<b>17.348</b>	13.472	<b>19.418</b>

<b>(252) Glenn Rupp</b>						
1	13:43:01.078	<b>52.019</b>	+1.608	18.992	13.539	<b>19.488</b>
2	13:44:00.804	<b>59.726</b>	+9.315	<b>17.332</b>	13.459	28.935
3	13:45:08.983	<b>1:08.179</b>	+17.768	22.278	17.653	28.248
4	13:46:15.718	<b>1:06.735</b>	+16.324	23.155	16.695	26.885
5	13:47:29.521	<b>1:13.803</b>	+23.392	26.272	18.152	29.379
6	13:54:49.584	<b>1:03.817</b>	+13.406			
7	13:55:43.260	<b>53.676</b>	+3.265	18.561	13.972	21.143
8	13:56:34.577	<b>51.317</b>	+0.906	17.801	13.499	20.017
9	13:57:25.928	<b>51.351</b>	+0.940	17.771	13.483	20.097
10	13:58:16.476	<b>50.548</b>	+0.137	17.472	13.513	19.563
11	13:59:06.887	<b>50.411</b>		17.408	<b>13.458</b>	19.545

<b>(249) Dries Vanthoor</b>						
1	13:42:59.665	<b>51.426</b>	+0.998	18.085	13.561	19.780
2	13:43:58.678	<b>59.013</b>	+8.585	17.407	13.633	27.973
3	13:45:07.677	<b>1:08.999</b>	+18.571	23.261	17.322	28.416
4	13:46:14.973	<b>1:07.296</b>	+16.868	22.968	16.869	27.459
5	13:47:28.530	<b>1:13.557</b>	+23.129	25.684	17.983	29.890
6	13:54:48.917	<b>1:06.329</b>	+15.901			
7	13:55:42.023	<b>53.106</b>	+2.678	18.303	14.626	20.177
8	13:56:33.722	<b>51.699</b>	+1.271	17.715	13.956	20.028
9	13:57:26.194	<b>52.472</b>	+2.044	17.488	14.032	20.952
10	13:58:17.727	<b>51.533</b>	+1.105	17.582	13.662	20.289
11	13:59:08.155	<b>50.428</b>		<b>17.306</b>	<b>13.494</b>	<b>19.628</b>

<b>(260) Sam Smelt</b>						
1	13:43:04.785	<b>55.335</b>	+4.755	22.041	13.687	<b>19.607</b>
2	13:44:03.019	<b>58.234</b>	+7.654	<b>17.422</b>	13.600	27.212
3	13:45:09.848	<b>1:06.829</b>	+16.249	21.458	17.086	28.285
4	13:46:16.365	<b>1:06.517</b>	+15.937	23.142	16.674	26.701
5	13:47:30.034	<b>1:13.669</b>	+23.089	26.778	18.093	28.798
6	13:54:49.871	<b>1:02.436</b>	+11.856			
7	13:55:43.710	<b>53.839</b>	+3.259	18.555	13.875	21.409
8	13:56:35.061	<b>51.351</b>	+0.771	17.677	13.539	20.135
9	13:57:26.843	<b>51.782</b>	+1.202	18.140	14.013	19.629
10	13:58:17.902	<b>51.059</b>	+0.479	17.452	13.508	20.099
11	13:59:08.482	<b>50.580</b>		17.451	<b>13.499</b>	19.630

<b>(258) Vincent Fraise</b>						
1	13:43:07.735	<b>58.539</b>	+7.826	23.802	14.405	20.332
2	13:44:04.008	<b>56.273</b>	+5.560	17.627	13.597	25.049
3	13:45:10.418	<b>1:06.410</b>	+15.697	22.864	15.650	27.896
4	13:46:17.647	<b>1:07.229</b>	+16.516	23.212	16.865	27.152
5	13:47:31.167	<b>1:13.520</b>	+22.807	26.627	17.920	28.973
6	13:54:50.867	<b>1:01.570</b>	+10.857			
7	13:55:44.088	<b>53.221</b>	+2.508	18.516	13.732	20.973
8	13:56:35.257	<b>51.169</b>	+0.456	17.847	13.597	<b>19.725</b>
9	13:57:27.539	<b>52.282</b>	+1.569	18.012	14.386	19.884
10	13:58:18.252	<b>50.713</b>		<b>17.381</b>	<b>13.538</b>	19.794
11	13:59:09.626	<b>51.374</b>	+0.661	17.512	13.904	19.958

<b>(259) Anthony Fotia</b>						
----------------------------	--	--	--	--	--	--



# Rotax Euro Challenge 2014 Laghi/Italy

## Rotax Seniors

## Laghi / Italy 1,256 Km

### RACE 10 Qualifying Heat 6 A-C

31.05.2014 13:40

### Race (11 Laps) started at 13:42:08

Lap	Time of Day	Lap Tm	Diff	S1 Tm	S2 Tm	S3 Tm	Lap	Time of Day	Lap Tm	Diff	S1 Tm	S2 Tm	S3 Tm
1	13:43:05.521	56.389	+5.397	22.446	14.179	19.764	2	13:44:12.804	51.843	+1.364	17.603	14.070	20.170
2	13:44:03.180	57.659	+6.667	17.388	13.576	26.695	3	13:45:13.569	1:00.765	+10.286	19.418	14.236	27.111
3	13:45:10.005	1:06.825	+15.833	21.398	17.162	28.265	4	13:46:21.213	1:07.644	+17.165	22.827	18.196	26.621
4	13:46:16.488	1:06.483	+15.491	23.204	16.589	26.690	5	13:47:34.836	1:13.623	+23.144	26.961	18.795	27.867
5	13:47:30.264	1:13.776	+22.784	26.885	18.092	28.799	6	13:54:52.661	57.367	+6.888			23.080
6	13:54:50.051	1:02.356	+11.364				7	13:55:46.378	53.717	+3.238	18.309	14.388	21.020
7	13:55:43.981	53.930	+2.938	18.579	14.146	21.205	8	13:56:37.377	50.999	+0.520	17.763	13.594	19.642
8	13:56:34.973	50.992		17.669	13.509	19.814	9	13:57:29.624	52.247	+1.768	18.088	14.012	20.147
9	13:57:26.073	51.100	+0.108	17.623	13.505	19.972	10	13:58:20.951	51.327	+0.848	17.516	14.028	19.783
10	13:58:18.095	52.022	+1.030	17.503	13.997	20.522	11	13:59:11.430	50.479		17.352	13.508	19.619
11	13:59:09.865	51.770	+0.778	17.552	14.202	20.016							

(261) Yaro Deckers						
Lap	Time of Day	Lap Tm	Diff	S1 Tm	S2 Tm	S3 Tm
1	13:43:08.279	59.226	+8.594	25.527	14.014	19.685
2	13:44:05.765	57.486	+6.854	17.597	13.933	25.956
3	13:45:11.587	1:05.822	+15.190	21.765	16.243	27.814
4	13:46:18.799	1:07.212	+16.580	22.691	17.529	26.992
5	13:47:32.534	1:13.735	+23.103	26.717	17.877	29.141
6	13:54:51.548	1:01.300	+10.668			
7	13:55:45.246	53.698	+3.066	18.181	14.017	21.500
8	13:56:36.864	51.618	+0.986	17.660	13.593	20.365
9	13:57:28.647	51.783	+1.151	17.576	13.964	20.243
10	13:58:19.279	50.632		17.480	13.505	19.647
11	13:59:09.924	50.645	+0.013	17.331	13.598	19.716

(320) Filippo Laghi						
Lap	Time of Day	Lap Tm	Diff	S1 Tm	S2 Tm	S3 Tm
1	13:43:08.928	59.988	+9.545	25.978	14.334	19.676
2	13:44:06.588	57.660	+7.217	17.473	13.815	26.372
3	13:45:12.112	1:05.524	+15.081	21.540	16.418	27.566
4	13:46:19.485	1:07.373	+16.930	23.008	18.117	26.248
5	13:47:33.087	1:13.602	+23.159	27.037	18.204	28.361
6	13:54:51.799	59.461	+9.018			
7	13:55:45.709	53.910	+3.467	18.264	13.913	21.733
8	13:56:36.769	51.060	+0.617	17.675	13.518	19.867
9	13:57:29.491	52.722	+2.279	18.549	14.067	20.106
10	13:58:21.398	51.907	+1.464	17.560	14.206	20.141
11	13:59:11.841	50.443		17.336	13.572	19.535

(301) Yannick De Brabander						
Lap	Time of Day	Lap Tm	Diff	S1 Tm	S2 Tm	S3 Tm
1	13:43:08.708	59.857	+9.092	26.237	14.013	19.607
2	13:44:06.192	57.484	+6.719	17.301	14.175	26.008
3	13:45:11.826	1:05.634	+14.869	21.577	16.384	27.673
4	13:46:19.255	1:07.429	+16.664	22.858	18.175	26.396
5	13:47:32.727	1:13.472	+22.707	26.957	18.062	28.453
6	13:54:51.654	59.592	+8.827			
7	13:55:46.028	54.374	+3.609	18.221	14.015	22.138
8	13:56:37.177	51.149	+0.384	17.626	13.512	20.011
9	13:57:29.014	51.837	+1.072	17.818	13.607	20.412
10	13:58:19.987	50.973	+0.208	17.705	13.777	19.491
11	13:59:10.752	50.765		17.335	13.701	19.729

(254) Stefan Artner						
Lap	Time of Day	Lap Tm	Diff	S1 Tm	S2 Tm	S3 Tm
1	13:43:09.591	59.853	+9.206	25.524	14.477	19.852
2	13:44:07.630	58.039	+7.392	17.496	13.523	27.020
3	13:45:12.417	1:04.787	+14.140	21.046	16.207	27.534
4	13:46:19.762	1:07.345	+16.698	23.020	18.063	26.262
5	13:47:33.495	1:13.733	+23.086	27.045	18.343	28.345
6	13:54:51.941	58.995	+8.348			24.310
7	13:55:47.345	55.404	+4.757	18.384	13.824	23.196
8	13:56:38.485	51.140	+0.493	17.597	13.681	19.862
9	13:57:29.940	51.455	+0.808	17.613	13.663	20.179
10	13:58:21.626	51.686	+1.039	18.155	13.645	19.886
11	13:59:12.273	50.647		17.510	13.559	19.578

(238) Aavo Talvar						
Lap	Time of Day	Lap Tm	Diff	S1 Tm	S2 Tm	S3 Tm
1	13:43:09.999	1:01.262	+10.333	26.521	14.572	20.169
2	13:44:08.174	58.175	+6.246	18.048	14.010	26.117
3	13:45:12.840	1:04.666	+13.737	21.064	16.035	27.567
4	13:46:20.705	1:07.865	+16.936	23.104	18.111	26.650
5	13:47:33.838	1:13.133	+22.204	26.616	18.569	27.948
6	13:54:52.289	58.591	+7.662			24.102
7	13:55:46.085	53.796	+2.867	18.356	13.897	21.543
8	13:56:37.067	50.982	+0.053	17.772	13.514	19.696
9	13:57:28.886	51.819	+0.890	18.323	13.698	19.798
10	13:58:19.815	50.929		17.686	13.697	19.546
11	13:59:10.883	51.068	+0.139	17.364	13.942	19.762

(324) Antoni Ptak						
Lap	Time of Day	Lap Tm	Diff	S1 Tm	S2 Tm	S3 Tm
1	13:43:07.674	58.128	+7.589	22.963	15.006	20.159
2	13:44:04.232	56.558	+6.019	17.806	13.658	25.094
3	13:45:10.641	1:06.409	+15.870	21.799	16.718	27.892
4	13:46:17.893	1:07.252	+16.713	23.211	17.119	26.922
5	13:47:31.589	1:13.696	+23.157	26.687	18.005	29.004
6	13:54:51.008	1:01.364	+10.825			
7	13:55:44.374	53.366	+2.827	18.472	14.063	20.831
8	13:56:36.482	52.108	+1.569	17.901	13.619	20.588
9	13:57:28.243	51.761	+1.222	17.688	13.923	20.150
10	13:58:22.058	53.815	+3.276	20.244	13.642	19.929
11	13:59:12.597	50.539		17.386	13.519	19.634

(318) Maximilian Schmitt						
Lap	Time of Day	Lap Tm	Diff	S1 Tm	S2 Tm	S3 Tm
1	13:43:07.995	58.672	+8.041	23.239	15.278	20.155
2	13:44:05.507	57.512	+6.881	17.777	14.127	25.608
3	13:45:11.426	1:05.919	+15.288	21.743	16.181	27.995
4	13:46:18.432	1:07.006	+16.375	22.667	17.377	26.962
5	13:47:32.415	1:13.983	+23.352	26.468	18.109	29.406
6	13:54:51.235	1:01.250	+10.619			
7	13:55:44.462	53.227	+2.596	18.379	14.010	20.838
8	13:56:36.371	51.909	+1.278	17.991	13.602	20.316
9	13:57:28.563	52.192	+1.561	17.653	13.936	20.603
10	13:58:20.406	51.843	+1.212	17.932	14.270	19.641
11	13:59:11.037	50.631		17.449	13.502	19.680

(274) Angelos Malandrinos						
Lap	Time of Day	Lap Tm	Diff	S1 Tm	S2 Tm	S3 Tm
1	13:43:10.726	1:01.046	+10.312	27.446	14.018	19.582
2	13:44:07.785	57.059	+6.325	17.456	13.736	25.867
3	13:45:12.666	1:04.881	+14.147	21.090	16.147	27.644
4	13:46:19.985	1:07.319	+16.585	22.931	18.014	26.374
5	13:47:33.606	1:13.621	+22.887	27.042	18.320	28.259
6	13:54:52.034	58.538	+7.804			24.046
7	13:55:46.514	54.480	+3.746	18.518	13.886	22.076
8	13:56:38.058	51.544	+0.810	17.993	13.826	19.725
9	13:57:29.808	51.750	+1.016	17.692	13.878	20.180
10	13:58:22.262	52.454	+1.720	17.614	14.063	20.777
11	13:59:12.996	50.734		17.514	13.593	19.627

(294) Tsujii Yuto						
Lap	Time of Day	Lap Tm	Diff	S1 Tm	S2 Tm	S3 Tm
1	13:43:20.961	1:12.291	+21.812	38.361	14.231	19.699

(285) Cecile Martini						
Lap	Time of Day	Lap Tm	Diff	S1 Tm	S2 Tm	S3 Tm
1	13:43:11.708	1:01.651	+10.592	27.705	13.853	20.093
2	13:44:08.660	56.952	+5.893	17.508	13.634	25.810



# Rotax Euro Challenge 2014 Laghi/Italy

Rotax Seniors

Laghi / Italy 1,256 Km

RACE 10 Qualifying Heat 6 A-C

31.05.2014 13:40

Race (11 Laps) started at 13:42:08

Lap	Time of Day	Lap Tm	Diff	S1 Tm	S2 Tm	S3 Tm
3	13:45:13.276	1:04.616	+13.557	21.031	15.792	27.793
4	13:46:20.955	1:07.679	+16.620	22.957	18.110	26.612
5	13:47:34.613	1:13.658	+22.599	26.878	18.473	28.307
6	13:54:52.371	57.987	+6.928			23.828
7	13:55:47.438	55.067	+4.008	18.518	14.394	22.155
8	13:56:39.331	51.893	+0.834	17.836	13.664	20.393
9	13:57:30.464	51.133	+0.074	17.552	13.605	19.976
10	13:58:22.482	52.018	+0.959	18.374	13.581	20.063
11	13:59:13.541	51.059		17.568	13.565	19.926

Lap	Time of Day	Lap Tm	Diff	S1 Tm	S2 Tm	S3 Tm
-----	-------------	--------	------	-------	-------	-------

(321) Christian Gobbi

1	13:43:05.769	56.355	+5.176	22.001	14.540	19.814
2	13:44:03.726	57.957	+6.778	18.386	13.609	25.962
3	13:45:11.802	1:08.076	+16.897	27.596	14.583	25.897
4	13:46:17.159	1:05.357	+14.178	23.082	17.630	24.645
5	13:47:31.017	1:13.858	+22.679	26.908	17.940	29.010
6	13:54:50.797	1:02.136	+10.957			
7	13:55:46.339	55.542	+4.363	18.419	14.221	22.902
8	13:56:38.929	52.590	+1.411	18.343	14.110	20.137
9	13:57:30.108	51.179		17.655	13.575	19.949
10	13:58:22.651	52.543	+1.364	18.201	13.692	20.650
11	13:59:14.001	51.350	+0.171	17.750	13.731	19.869

(317) Julien Hermouet

1	13:43:05.618	56.641	+5.822	22.626	14.053	19.962
2	13:44:03.476	57.858	+7.039	17.674	13.585	26.599
3	13:45:10.204	1:06.728	+15.909	28.577	14.102	24.049
4	13:46:16.761	1:06.557	+15.738	23.248	16.679	26.630
5	13:47:30.644	1:13.883	+23.064	26.991	18.022	28.870
6	13:54:50.361	1:02.212	+11.393			
7	13:55:44.287	53.926	+3.107	18.408	13.885	21.633
8	13:56:36.214	51.927	+1.108	17.821	13.681	20.425
9	13:57:28.379	52.165	+1.346	17.514	14.105	20.546
10	13:58:26.031	57.652	+6.833	24.273	13.617	19.762
11	13:59:16.850	50.819		17.422	13.657	19.740



# Rotax Euro Challenge 2014 Laghi/Italy

Rotax Seniors

Laghi / Italy 1,256 Km

RACE 15 Qualifying Heat 7 B-E

31.05.2014 15:20

Race (11 Laps) started at 15:22:12

Pos	No.	Name	Nat.	Chassis	Race Team	Laps	Total Tm	Diff	Best Tm	In Lap	km/h	Points
1	215	Harry Webb	GBR	Tonykart	Strawberry Racing	11	9:10.458		49.630	8	91,106	0
2	222	Lars Lamborelle	NLD	tonykart	Strawberry Racing	11	9:12.485	2.027	49.870	9	90,668	2
3	205	Edward Brand	GBR	Intrepid	Intrepid Driver Program	11	9:12.789	2.331	49.893	8	90,626	3
4	244	Luke Knott	GBR	Tonykart	RL Racing Dept UK Ltd	11	9:13.373	2.915	49.822	8	90,755	4
5	204	Martin Mortensen	DNK	Tonykart	RS Competition	11	9:14.008	3.550	49.890	9	90,631	5
6	325	Charlie Turner	GBR	Tonykart	Protrain	11	9:17.208	6.750	50.055	10	90,333	6
7	208	Glenn Van Parijs	BEL	Tonykart	Bouvin Power	11	9:17.275	6.817	49.947	7	90,528	7
8	299	Ilari Pispänen	FIN	Birel	KMS - Birel Motorsport	11	9:18.061	7.603	49.880	7	90,650	8
9	319	Xavier Pozzoli	FRA	Kosmic	Sonic Racing Kart	11	9:18.373	7.915	50.046	7	90,349	9
10	218	Petr Bezel	CZE	MS Kart	MS Kart Racing Team	11	9:19.202	8.744	50.175	10	90,117	10
11	210	Luke Varley	GBR	Birel	KMS - Birel Motorsport	11	9:20.349	9.891	49.809	11	90,779	11
12	255	Michael Cool	BEL	Tonykart	Bouvin Power	11	9:22.242	11.784	50.116	10	90,223	12
13	310	Juuso Pykalainen	FIN	Tonykart	MPT Racing	11	9:22.702	12.244	50.150	10	90,162	13
14	223	Tom Grice	GBR	Tonykart	Coles Racing	11	9:23.394	12.936	49.840	8	90,722	14
15	242	Tom Meijer	NLD	Tonykart	Bouvin Power	11	9:24.114	13.656	50.117	8	90,221	15
16	322	Mirco Rossi	ITA	Haase	Scuderia HF	11	9:25.932	15.474	50.407	8	89,702	16
17	257	Jack Constable	GBR	Tonykart	RL Racing Dept UK Ltd	11	9:26.498	16.040	50.269	8	89,948	17
18	233	Petr Shchekochikhin	RUS	Kosmic	Topline Racing	11	9:28.174	17.716	50.443	11	89,638	18
19	219	Marie Bakken	NOR	Gillard	PDB Racing Team	11	9:28.460	18.002	50.432	8	89,657	19
20	220	Abdullah Al Rawahi	ONM	DR	Msport	11	9:36.686	26.228	50.288	10	89,914	20
21	316	Natalia Balbo	ITA	Zanardi	Scarpi Racing	11	9:53.072	42.614	50.509	11	89,521	21
22	302	Claman Demelo	CAN	Intrepid	Intrepid Driver Program	2	1:46.918	9 Laps	52.953	2	85,389	22
23	309	Maxence Laurent	FRA	Flandria Kart	Flandria Competition Kart	1	57.199	10 Laps	55.062	1	82,118	23
24	267	Gavin Jonk	NLD	Gillard	PDB Racing Team		1.408	11 Laps		0	-	24
Not classified												
DNS	230	Alessandro Trombelli	ITA		Sinergy Motorsport			DNS		0	-	27

## Announcements

These results are provisional until the conclusion of any judicial and technical matters!  
No. 210 + 257 warning board / time penalty 5 sec

Margin of Victory	Ø km/h	Best Lap Tm	km/h	Best Lap by
2.027	90,357	49.630	91,106	215 - Harry Webb

Official Timing [www.rgmmc.com](http://www.rgmmc.com)

Orbits

Timekeeping M. Wagner:

Clerk of the course Thomas Lainer:

[www.mylaps.com](http://www.mylaps.com)

Steward Kris Lambrecht:

Chief Scrutineer Paul Klaassen:

Licensed to: Motorsport Events

Printed: 31.05.2014 15:32:47

posted at:

h



# Rotax Euro Challenge 2014 Laghi/Italy

## Rotax Seniors

## Laghi / Italy 1,256 Km

### RACE 15 Qualifying Heat 7 B-E

### 31.05.2014 15:20

#### Race (11 Laps) started at 15:22:12

Lap	Time of Day	Lap Tm	Diff	S1 Tm	S2 Tm	S3 Tm
(215) Harry Webb						
1	15:23:03.723	50.751	+1.121	17.777	13.514	19.460
2	15:23:53.942	50.219	+0.589	17.323	13.489	19.407
3	15:24:43.913	49.971	+0.341	17.176	13.463	19.332
4	15:25:33.693	49.780	+0.150	17.110	13.350	19.320
5	15:26:23.560	49.867	+0.237	17.232	13.389	19.246
6	15:27:13.263	49.703	+0.073	17.103	13.354	19.246
7	15:28:03.053	49.790	+0.160	17.123	13.381	19.286
8	15:28:52.683	49.630		17.131	13.312	19.187
9	15:29:42.459	49.776	+0.146	17.152	13.368	19.256
10	15:30:32.709	50.250	+0.620	17.196	13.486	19.568
11	15:31:23.430	50.721	+1.091	17.676	13.445	19.600

Lap	Time of Day	Lap Tm	Diff	S1 Tm	S2 Tm	S3 Tm
(325) Charlie Turner						
1	15:23:07.029	53.295	+3.240	19.288	14.232	19.775
2	15:23:57.634	50.605	+0.550	17.544	13.558	19.503
3	15:24:47.955	50.321	+0.266	17.304	13.465	19.552
4	15:25:38.233	50.278	+0.223	17.351	13.470	19.457
5	15:26:28.459	50.226	+0.171	17.308	13.528	19.390
6	15:27:19.038	50.579	+0.524	17.274	13.800	19.505
7	15:28:09.164	50.126	+0.071	17.313	13.405	19.408
8	15:28:59.327	50.163	+0.108	17.241	13.442	19.480
9	15:29:49.497	50.170	+0.115	17.288	13.441	19.441
10	15:30:39.552	50.055		17.239	13.413	19.403
11	15:31:30.180	50.628	+0.573	17.237	13.410	19.981

Lap	Time of Day	Lap Tm	Diff	S1 Tm	S2 Tm	S3 Tm
(222) Lars Lamborelle						
1	15:23:04.248	51.074	+1.204	17.821	13.504	19.749
2	15:23:54.620	50.372	+0.502	17.403	13.510	19.459
3	15:24:44.853	50.233	+0.363	17.298	13.467	19.468
4	15:25:35.450	50.597	+0.727	17.233	13.895	19.469
5	15:26:25.612	50.162	+0.292	17.287	13.505	19.370
6	15:27:15.676	50.064	+0.194	17.249	13.483	19.332
7	15:28:05.617	49.941	+0.071	17.219	13.342	19.380
8	15:28:55.664	50.047	+0.177	17.299	13.378	19.370
9	15:29:45.534	49.870		17.201	13.337	19.332
10	15:30:35.493	49.959	+0.089	17.213	13.481	19.265
11	15:31:25.457	49.964	+0.094	17.206	13.410	19.348

Lap	Time of Day	Lap Tm	Diff	S1 Tm	S2 Tm	S3 Tm
(208) Glenn Van Parijs						
1	15:23:07.378	53.495	+3.548	19.266	14.409	19.820
2	15:23:58.858	51.480	+1.533	18.028	13.732	19.720
3	15:24:49.190	50.332	+0.385	17.392	13.514	19.426
4	15:25:39.355	50.165	+0.218	17.342	13.494	19.329
5	15:26:29.574	50.219	+0.272	17.334	13.459	19.426
6	15:27:19.721	50.147	+0.200	17.369	13.412	19.366
7	15:28:09.668	49.947		17.245	13.386	19.316
8	15:28:59.645	49.977	+0.030	17.222	13.357	19.398
9	15:29:49.615	49.970	+0.023	17.270	13.328	19.372
10	15:30:39.738	50.123	+0.176	17.278	13.379	19.466
11	15:31:30.247	50.509	+0.562	17.259	13.349	19.901

Lap	Time of Day	Lap Tm	Diff	S1 Tm	S2 Tm	S3 Tm
(205) Edward Brand						
1	15:23:04.419	51.270	+1.377	18.029	13.478	19.763
2	15:23:54.812	50.393	+0.500	17.468	13.456	19.469
3	15:24:44.995	50.183	+0.290	17.317	13.465	19.401
4	15:25:35.369	50.374	+0.481	17.270	13.644	19.460
5	15:26:25.513	50.144	+0.251	17.251	13.440	19.453
6	15:27:15.890	50.377	+0.484	17.202	13.737	19.438
7	15:28:05.937	50.047	+0.154	17.335	13.384	19.328
8	15:28:55.830	49.893		17.200	13.348	19.345
9	15:29:45.910	50.080	+0.187	17.220	13.440	19.420
10	15:30:35.841	49.931	+0.038	17.188	13.412	19.331
11	15:31:25.761	49.920	+0.027	17.165	13.412	19.343

Lap	Time of Day	Lap Tm	Diff	S1 Tm	S2 Tm	S3 Tm
(299) Ilari Pispänen						
1	15:23:08.779	55.131	+5.251	19.690	15.688	19.753
2	15:23:59.426	50.647	+0.767	17.393	13.485	19.769
3	15:24:49.932	50.506	+0.626	17.249	13.502	19.755
4	15:25:40.060	50.128	+0.248	17.298	13.475	19.355
5	15:26:30.044	49.984	+0.104	17.176	13.446	19.362
6	15:27:20.043	49.999	+0.119	17.153	13.447	19.399
7	15:28:09.923	49.880		17.139	13.407	19.334
8	15:29:00.014	50.091	+0.211	17.227	13.467	19.397
9	15:29:50.867	50.853	+0.973	17.229	13.382	20.242
10	15:30:40.929	50.062	+0.182	17.200	13.457	19.405
11	15:31:31.033	50.104	+0.224	17.178	13.485	19.441

Lap	Time of Day	Lap Tm	Diff	S1 Tm	S2 Tm	S3 Tm
(244) Luke Knott						
1	15:23:05.904	52.312	+2.490	18.792	13.896	19.624
2	15:23:56.413	50.509	+0.687	17.476	13.502	19.531
3	15:24:46.681	50.268	+0.446	17.284	13.525	19.459
4	15:25:36.743	50.062	+0.240	17.212	13.461	19.389
5	15:26:26.679	49.936	+0.114	17.191	13.455	19.290
6	15:27:16.743	50.064	+0.242	17.243	13.454	19.367
7	15:28:06.649	49.906	+0.084	17.151	13.414	19.341
8	15:28:56.471	49.822		17.157	13.354	19.311
9	15:29:46.365	49.894	+0.072	17.185	13.355	19.354
10	15:30:36.414	50.049	+0.227	17.218	13.403	19.428
11	15:31:26.345	49.931	+0.109	17.194	13.398	19.339

Lap	Time of Day	Lap Tm	Diff	S1 Tm	S2 Tm	S3 Tm
(319) Xavier Pozzoli						
1	15:23:07.235	53.474	+3.428	19.323	14.373	19.778
2	15:23:58.676	51.441	+1.395	17.705	14.003	19.733
3	15:24:48.961	50.285	+0.239	17.247	13.473	19.565
4	15:25:39.141	50.180	+0.134	17.199	13.514	19.467
5	15:26:29.270	50.129	+0.083	17.217	13.440	19.472
6	15:27:19.344	50.074	+0.028	17.174	13.435	19.465
7	15:28:09.390	50.046		17.209	13.414	19.423
8	15:28:59.810	50.420	+0.374	17.219	13.492	19.709
9	15:29:51.134	51.324	+1.278	17.259	13.398	20.667
10	15:30:41.208	50.074	+0.028	17.222	13.430	19.422
11	15:31:31.345	50.137	+0.091	17.226	13.434	19.477

Lap	Time of Day	Lap Tm	Diff	S1 Tm	S2 Tm	S3 Tm
(204) Martin Mortensen						
1	15:23:06.366	52.947	+3.057	19.341	13.852	19.754
2	15:23:56.944	50.578	+0.688	17.463	13.598	19.517
3	15:24:47.074	50.130	+0.240	17.279	13.455	19.396
4	15:25:37.162	50.088	+0.198	17.212	13.479	19.397
5	15:26:27.176	50.014	+0.124	17.295	13.430	19.289
6	15:27:17.142	49.966	+0.076	17.211	13.436	19.319
7	15:28:07.195	50.053	+0.163	17.295	13.362	19.396
8	15:28:57.173	49.978	+0.088	17.272	13.394	19.312
9	15:29:47.063	49.890		17.212	13.391	19.287
10	15:30:37.043	49.980	+0.090	17.263	13.367	19.350
11	15:31:26.980	49.937	+0.047	17.171	13.456	19.310

Lap	Time of Day	Lap Tm	Diff	S1 Tm	S2 Tm	S3 Tm
(218) Petr Bezel						
1	15:23:08.279	54.222	+4.047	19.472	15.022	19.728
2	15:23:59.190	50.911	+0.736	17.370	13.855	19.686
3	15:24:50.039	50.849	+0.674	17.300	13.557	19.992
4	15:25:40.458	50.419	+0.244	17.398	13.525	19.496
5	15:26:30.773	50.315	+0.140	17.275	13.524	19.516
6	15:27:21.028	50.255	+0.080	17.211	13.522	19.522
7	15:28:11.315	50.287	+0.112	17.250	13.471	19.566
8	15:29:01.561	50.246	+0.071	17.273	13.456	19.517
9	15:29:51.783	50.222	+0.047	17.328	13.447	19.447
10	15:30:41.958	50.175		17.202	13.447	19.526
11	15:31:32.174	50.216	+0.041	17.243	13.470	19.503

Lap	Time of Day	Lap Tm	Diff	S1 Tm	S2 Tm	S3 Tm
(210) Luke Varley						

Timekeeping M. Wagner:



Clerk of the course Thomas Lainer:

www.mylaps.com

Steward Kris Lambrecht:

Chief Scrutineer Paul Klaassen:

Licensed to: Motorsport Events





# Rotax Euro Challenge 2014 Laghi/Italy

## Rotax Seniors

## Laghi / Italy 1,256 Km

### RACE 15 Qualifying Heat 7 B-E

31.05.2014 15:20

### Race (11 Laps) started at 15:22:12

Lap	Time of Day	Lap Tm	Diff	S1 Tm	S2 Tm	S3 Tm	Lap	Time of Day	Lap Tm	Diff	S1 Tm	S2 Tm	S3 Tm
1	15:23:07.588	<b>53.477</b>	+3.668	19.489	14.403	19.585	2	15:24:02.678	<b>51.666</b>	+1.259	17.440	13.711	20.515
2	15:23:58.426	<b>50.838</b>	+1.029	17.450	13.751	19.637	3	15:24:54.194	<b>51.516</b>	+1.109	17.729	13.981	19.806
3	15:24:48.655	<b>50.229</b>	+0.420	17.322	13.524	19.383	4	15:25:44.698	<b>50.504</b>	+0.097	17.315	13.585	19.604
4	15:25:38.693	<b>50.038</b>	+0.229	17.237	13.412	19.389	5	15:26:35.280	<b>50.582</b>	+0.175	17.357	13.607	19.618
5	15:26:28.667	<b>49.974</b>	+0.165	17.201	13.387	19.386	6	15:27:26.081	<b>50.801</b>	+0.394	17.369	13.804	19.628
6	15:27:18.730	<b>50.063</b>	+0.254	17.210	13.471	19.382	7	15:28:16.971	<b>50.890</b>	+0.483	17.321	13.535	20.034
7	15:28:08.648	<b>49.918</b>	+0.109	17.154	13.392	19.372	8	15:29:07.378	<b>50.407</b>		17.279	<b>13.519</b>	19.609
8	15:28:58.589	<b>49.941</b>	+0.132	17.213	13.388	<b>19.340</b>	9	15:29:57.813	<b>50.435</b>	+0.028	17.325	<b>13.582</b>	19.578
9	15:29:48.526	<b>49.937</b>	+0.128	17.150	13.359	19.428	10	15:30:48.252	<b>50.439</b>	+0.032	17.284	13.607	<b>19.548</b>
10	15:30:38.512	<b>49.986</b>	+0.177	17.205	13.372	19.409	11	15:31:38.904	<b>50.652</b>	+0.245	<b>17.257</b>	13.571	19.824
11	15:31:28.321	<b>49.809</b>		<b>17.144</b>	<b>13.322</b>	19.343							

(255) Michael Cool

1	15:23:11.570	<b>57.272</b>	+7.156	22.627	14.780	19.865
2	15:24:02.779	<b>51.209</b>	+1.093	17.396	13.647	20.166
3	15:24:53.329	<b>50.550</b>	+0.434	17.430	13.542	19.578
4	15:25:43.699	<b>50.370</b>	+0.254	17.405	13.477	19.488
5	15:26:34.116	<b>50.417</b>	+0.301	17.386	13.471	19.560
6	15:27:24.393	<b>50.277</b>	+0.161	17.370	13.444	19.463
7	15:28:14.605	<b>50.212</b>	+0.096	17.392	13.453	<b>19.367</b>
8	15:29:04.735	<b>50.130</b>	+0.014	17.332	13.400	19.398
9	15:29:54.868	<b>50.133</b>	+0.017	17.305	<b>13.399</b>	19.429
10	15:30:44.984	<b>50.116</b>		<b>17.265</b>	13.418	19.433
11	15:31:35.214	<b>50.230</b>	+0.114	17.283	13.432	19.515

(257) Jack Constable

1	15:23:09.589	<b>51.127</b>	+4.858	19.843	15.411	19.873
2	15:24:00.337	<b>50.748</b>	+0.479	17.450	13.598	19.700
3	15:24:50.915	<b>50.578</b>	+0.309	17.374	13.597	19.607
4	15:25:41.660	<b>50.745</b>	+0.476	17.537	13.567	19.641
5	15:26:32.108	<b>50.448</b>	+0.179	17.353	13.544	19.551
6	15:27:22.779	<b>50.671</b>	+0.402	17.499	13.534	19.638
7	15:28:13.180	<b>50.401</b>	+0.132	17.367	13.494	19.540
8	15:29:03.449	<b>50.269</b>		17.334	13.478	<b>19.457</b>
9	15:29:53.723	<b>50.274</b>	+0.005	17.338	<b>13.440</b>	19.496
10	15:30:44.089	<b>50.366</b>	+0.097	<b>17.326</b>	13.495	19.545
11	15:31:34.470	<b>50.381</b>	+0.112	17.375	13.453	19.553

(310) Juuso Pykalainen

1	15:23:10.636	<b>56.037</b>	+5.887	20.624	15.533	19.880
2	15:24:02.944	<b>52.308</b>	+2.158	17.525	13.766	21.017
3	15:24:53.652	<b>50.708</b>	+0.558	17.561	13.663	19.484
4	15:25:43.902	<b>50.250</b>	+0.100	17.374	13.436	19.440
5	15:26:34.180	<b>50.278</b>	+0.128	17.372	13.472	19.434
6	15:27:24.583	<b>50.403</b>	+0.253	17.515	13.431	19.457
7	15:28:14.832	<b>50.249</b>	+0.099	17.413	<b>13.414</b>	19.422
8	15:29:05.049	<b>50.217</b>	+0.067	17.328	13.480	19.409
9	15:29:55.290	<b>50.241</b>	+0.091	17.409	13.430	19.402
10	15:30:45.440	<b>50.150</b>		<b>17.317</b>	13.435	<b>19.398</b>
11	15:31:35.674	<b>50.234</b>	+0.084	17.361	13.454	19.419

(233) Petr Shchekochikhin

1	15:23:11.822	<b>56.821</b>	+6.378	20.740	15.507	20.574
2	15:24:03.421	<b>51.599</b>	+1.156	17.670	13.548	20.381
3	15:24:54.620	<b>51.199</b>	+0.756	17.652	13.613	19.934
4	15:25:45.436	<b>50.816</b>	+0.373	17.819	13.483	<b>19.514</b>
5	15:26:36.734	<b>51.298</b>	+0.855	17.691	13.631	19.976
6	15:27:27.705	<b>50.971</b>	+0.528	17.489	13.625	19.857
7	15:28:18.245	<b>50.540</b>	+0.097	17.442	13.461	19.637
8	15:29:09.435	<b>51.190</b>	+0.747	17.936	13.535	19.719
9	15:29:59.885	<b>50.450</b>	+0.007	17.525	<b>13.375</b>	19.550
10	15:30:50.703	<b>50.818</b>	+0.375	17.385	13.705	19.728
11	15:31:41.146	<b>50.443</b>		<b>17.381</b>	13.468	19.594

(223) Tom Grice

1	15:23:14.864	<b>1:00.939</b>	+11.099	19.337	21.425	20.177
2	15:24:05.256	<b>50.392</b>	+0.552	17.377	13.518	19.497
3	15:24:55.625	<b>50.369</b>	+0.529	17.304	13.562	19.503
4	15:25:45.924	<b>50.299</b>	+0.459	17.423	13.342	19.534
5	15:26:36.440	<b>50.516</b>	+0.676	17.451	13.439	19.626
6	15:27:26.417	<b>49.977</b>	+0.137	17.270	13.401	<b>19.306</b>
7	15:28:16.468	<b>50.051</b>	+0.211	17.264	13.309	19.478
8	15:29:06.308	<b>49.840</b>		17.245	<b>13.286</b>	19.309
9	15:29:56.446	<b>50.138</b>	+0.298	17.312	13.441	19.385
10	15:30:46.434	<b>49.988</b>	+0.148	17.249	13.382	19.357
11	15:31:36.366	<b>49.932</b>	+0.092	<b>17.179</b>	13.356	19.397

(219) Marie Bakken

1	15:23:11.242	<b>56.428</b>	+5.996	20.788	15.477	20.163
2	15:24:03.219	<b>51.977</b>	+1.545	17.592	13.942	20.443
3	15:24:54.980	<b>51.761</b>	+1.329	17.646	13.614	20.501
4	15:25:46.319	<b>51.339</b>	+0.907	17.742	13.553	20.044
5	15:26:36.873	<b>50.554</b>	+0.122	17.405	13.536	19.613
6	15:27:27.911	<b>51.038</b>	+0.606	17.500	13.573	19.965
7	15:28:18.476	<b>50.565</b>	+0.133	17.433	13.472	19.660
8	15:29:08.908	<b>50.432</b>		<b>17.350</b>	<b>13.462</b>	19.620
9	15:29:59.600	<b>50.692</b>	+0.260	17.422	13.552	19.718
10	15:30:50.824	<b>51.224</b>	+0.792	17.451	14.034	19.739
11	15:31:41.432	<b>50.608</b>	+0.176	17.502	13.553	<b>19.553</b>

(242) Tom Meijer

1	15:23:10.496	<b>56.303</b>	+6.186	19.491	16.573	20.239
2	15:24:04.330	<b>53.834</b>	+3.717	17.500	14.003	22.331
3	15:24:54.762	<b>50.432</b>	+0.315	17.377	13.422	19.633
4	15:25:45.115	<b>50.353</b>	+0.236	17.409	13.422	19.522
5	15:26:35.410	<b>50.295</b>	+0.178	17.321	13.438	19.536
6	15:27:25.745	<b>50.335</b>	+0.218	17.359	13.508	19.468
7	15:28:16.011	<b>50.266</b>	+0.149	17.297	13.447	19.522
8	15:29:06.128	<b>50.117</b>		17.274	13.394	19.449
9	15:29:56.700	<b>50.572</b>	+0.455	17.643	13.498	<b>19.431</b>
10	15:30:46.908	<b>50.208</b>	+0.091	17.297	13.452	19.459
11	15:31:37.086	<b>50.178</b>	+0.061	<b>17.232</b>	<b>13.381</b>	19.565

(220) Abdullah Al Rawahi

1	15:23:23.857	<b>1:09.485</b>	+19.197	20.401	28.940	20.144
2	15:24:14.956	<b>51.099</b>	+0.811	17.719	13.723	19.657
3	15:25:05.687	<b>50.731</b>	+0.443	17.431	13.634	19.666
4	15:25:56.337	<b>50.650</b>	+0.362	17.525	13.619	19.506
5	15:26:47.073	<b>50.736</b>	+0.448	17.513	13.640	19.583
6	15:27:37.557	<b>50.484</b>	+0.196	17.409	13.597	19.478
7	15:28:27.962	<b>50.405</b>	+0.117	17.481	13.543	<b>19.381</b>
8	15:29:18.470	<b>50.508</b>	+0.220	17.449	13.540	19.519
9	15:30:09.034	<b>50.564</b>	+0.276	17.522	13.499	19.543
10	15:30:59.322	<b>50.288</b>		<b>17.379</b>	<b>13.465</b>	19.444
11	15:31:49.658	<b>50.336</b>	+0.048	17.415	13.496	19.425

(322) Mirco Rossi

1	15:23:11.012	<b>56.239</b>	+5.832	20.719	15.375	20.145
---	--------------	---------------	--------	--------	--------	--------

(316) Natalia Balbo

1	15:23:10.063	<b>55.383</b>	+4.874	20.311	14.825	20.247
2	15:24:29.314	<b>1:19.251</b>	+28.742	17.772	13.823	47.656

Timekeeping M. Wagner:

Clerk of the course Thomas Lainer:

www.mylaps.com

Steward Kris Lambrecht:

Chief Scrutineer Paul Klaassen:

Licensed to: Motorsport Events



# Rotax Euro Challenge 2014 Laghi/Italy

Rotax Seniors

Laghi / Italy 1,256 Km

RACE 15 Qualifying Heat 7 B-E

31.05.2014 15:20

Race (11 Laps) started at 15:22:12

Lap	Time of Day	Lap Tm	Diff	S1 Tm	S2 Tm	S3 Tm	Lap	Time of Day	Lap Tm	Diff	S1 Tm	S2 Tm	S3 Tm
3	15:25:20.383	51.069	+0.560	17.594	13.710	19.765							
4	15:26:11.152	50.769	+0.260	17.480	13.735	19.554							
5	15:27:01.777	50.625	+0.116	17.427	13.661	19.537							
6	15:27:52.527	50.750	+0.241	17.341	13.715	19.694							
7	15:28:43.308	50.781	+0.272	17.588	13.620	19.573							
8	15:29:34.143	50.835	+0.326	17.447	13.669	19.719							
9	15:30:24.888	50.745	+0.236	17.374	13.703	19.668							
10	15:31:15.535	50.647	+0.138	17.360	13.570	19.717							
11	15:32:06.044	50.509		17.349	13.568	19.592							

(302) Claman Demelo

1	15:23:06.937	53.528	+0.575	19.054	14.103	20.371
2	15:23:59.890	52.953		17.956	14.413	20.584

(309) Maxence Laurent

1	15:23:10.171	55.062		20.228	14.574	20.260
---	--------------	--------	--	--------	--------	--------



# Rotax Euro Challenge 2014 Laghi/Italy

Rotax Seniors

Laghi / Italy 1,256 Km

RACE 16 Qualifying Heat 8 A-D

31.05.2014 15:40

Race (11 Laps) started at 15:43:25

Pos	No.	Name	Nat.	Chassis	Race Team	Laps	Total Tm	Diff	Best Tm	In Lap	km/h	Points
1	303	Guan Yu Zhou	GBR	Tonykart	Strawberry Racing	11	9:09.179		49.669	10	91,035	0
2	250	Joseph Reilly	GBR	Tonykart	Strawberry Racing	11	9:10.574	1.395	49.775	10	90,841	2
3	249	Dries Vanthoor	NLD	FA Kart	Team TKP	11	9:13.223	4.044	49.979	11	90,470	3
4	307	Lukasz Bartoszuk	POL	CRG	CRG S.P.A.	11	9:13.609	4.430	49.997	11	90,437	4
5	228	Nicolas Picot	FRA	Sodikart	Kart Pro Racing	11	9:14.940	5.761	49.901	8	90,611	5
6	238	Aavo Talvar	EST	Tonykart	Talvar Racing	11	9:15.131	5.952	49.839	11	90,724	6
7	225	Constantin Schoell	AUT	FA Kart	Dan Holland Racing	11	9:18.762	9.583	50.082	11	90,284	7
8	292	Benjamin Bailly	BEL	Tonykart	RS Competition	11	9:19.010	9.831	50.055	10	90,333	8
9	286	Oberg Viktor	SWE	Gillard	PDB Racing Team	11	9:19.315	10.136	50.047	10	90,347	9
10	248	Philip Vollstedt	DNK	Tonykart	RS Competition	11	9:19.942	10.763	49.969	9	90,488	10
11	252	Glenn Rupp	DEU	Tonykart	RS Competition	11	9:20.285	11.106	50.018	11	90,399	11
12	260	Sam Smelt	GBR	Kosmic	Aim Motorsport	11	9:21.682	12.503	50.144	11	90,172	12
13	258	Vincent Fraisse	FRA	Sodikart	Sodikart	11	9:22.733	13.554	50.133	8	90,192	13
14	277	Max Renberg	SWE	Tonykart	RS Competition	11	9:23.555	14.376	50.235	10	90,009	14
15	234	Julien Falchero	FRA	Kosmic	Sonic Racing Kart	11	9:23.741	14.562	50.283	8	89,923	15
16	266	Christian Loft	DNK	Tonykart	RS Competition	11	9:24.213	15.034	50.130	7	90,197	16
17	305	Marco Mazzantini	ITA	Righetti Ridolf	Gold Kart Racing Team	11	9:24.611	15.432	50.172	10	90,122	17
18	324	Antoni Ptak	POL	Birel	KMS - Birel Motorsport	11	9:25.302	16.123	50.242	10	89,996	18
19	285	Cecile Martini	FRA	Sodikart	Martini Racing	11	9:26.851	17.672	50.473	10	89,585	19
20	274	Angelos Malandrinos	GRC	Tonykart	AM Kart Racing Team	11	9:27.148	17.969	50.524	11	89,494	20

Not classified

DNS	226	Jessica Backman	SWE	Tonykart	Strawberry Racing			DNS		0	-	27
DNS	224	Josh Price	GBR	Art GP	Art Grand Prix			DNS		0	-	27
DNS	246	Maksim Shtotland	RUS	FA Kart	Mayak Racing			DNS		0	-	27
DNS	293	Jaakko Leskela	FIN	Birel	KMS - Birel Motorsport			DNS		0	-	27
DQ	317	Julien Hermouet	FRA	Lenzokart	Kart in Pro			DQ		0	-	28

Announcements

These results are provisional until the conclusion of any judicial and technical matters!

Margin of Victory	Ø km/h	Best Lap Tm	km/h	Best Lap by
1.395	90,567	49.669	91,035	303 - Guan Yu Zhou

Official Timing [www.rgmmc.com](http://www.rgmmc.com)

Orbits

Timekeeping M. Wagner:

Clerk of the course Thomas Lainer:

[www.mylaps.com](http://www.mylaps.com)

Steward Kris Lambrecht:

Chief Scrutineer Paul Klaassen:

Licensed to: Motorsport Events

Printed: 31.05.2014 15:53:50

posted at:

h



# Rotax Euro Challenge 2014 Laghi/Italy

## Rotax Seniors

Laghi / Italy 1,256 Km

### RACE 16 Qualifying Heat 8 A-D

31.05.2014 15:40

#### Race (11 Laps) started at 15:43:25

Lap	Time of Day	Lap Tm	Diff	S1 Tm	S2 Tm	S3 Tm
<b>(303) Guan Yu Zhou</b>						
1	15:44:16.154	<b>50.909</b>	+1.240	18.011	13.445	19.453
2	15:45:06.214	<b>50.060</b>	+0.391	17.273	13.418	19.369
3	15:45:56.219	<b>50.005</b>	+0.336	17.132	13.452	19.421
4	15:46:45.999	<b>49.780</b>	+0.111	17.063	13.404	19.313
5	15:47:35.702	<b>49.703</b>	+0.034	17.092	13.344	19.267
6	15:48:25.511	<b>49.809</b>	+0.140	17.098	13.420	19.291
7	15:49:15.239	<b>49.728</b>	+0.059	17.114	<b>13.337</b>	19.277
8	15:50:04.936	<b>49.697</b>	+0.028	<b>17.059</b>	13.370	19.268
9	15:50:54.641	<b>49.705</b>	+0.036	17.078	13.342	19.285
10	15:51:44.310	<b>49.669</b>		17.070	13.337	<b>19.262</b>
11	15:52:34.424	<b>50.114</b>	+0.445	17.204	13.423	19.487

Lap	Time of Day	Lap Tm	Diff	S1 Tm	S2 Tm	S3 Tm
<b>(250) Joseph Reilly</b>						
1	15:44:16.570	<b>51.104</b>	+1.329	18.088	13.491	19.525
2	15:45:06.853	<b>50.283</b>	+0.508	17.331	13.417	19.535
3	15:45:56.848	<b>49.995</b>	+0.220	17.185	13.400	19.410
4	15:46:46.669	<b>49.821</b>	+0.046	<b>17.115</b>	13.355	19.351
5	15:47:36.616	<b>49.947</b>	+0.172	17.238	13.348	19.361
6	15:48:26.520	<b>49.904</b>	+0.129	17.172	13.341	19.391
7	15:49:16.420	<b>49.900</b>	+0.125	17.224	13.368	19.308
8	15:50:06.260	<b>49.840</b>	+0.065	17.178	13.399	19.263
9	15:50:56.081	<b>49.821</b>	+0.046	17.186	<b>13.331</b>	19.304
10	15:51:45.856	<b>49.775</b>		17.193	13.385	<b>19.197</b>
11	15:52:35.819	<b>49.963</b>	+0.188	17.226	13.433	19.304

Lap	Time of Day	Lap Tm	Diff	S1 Tm	S2 Tm	S3 Tm
<b>(249) Dries Vanthoor</b>						
1	15:44:16.908	<b>51.365</b>	+1.386	18.247	13.507	19.611
2	15:45:07.284	<b>50.376</b>	+0.397	17.338	13.526	19.512
3	15:45:57.462	<b>50.178</b>	+0.199	17.219	13.435	19.524
4	15:46:47.865	<b>50.403</b>	+0.424	17.367	13.445	19.591
5	15:47:38.052	<b>50.187</b>	+0.208	17.235	13.384	19.568
6	15:48:28.146	<b>50.094</b>	+0.115	<b>17.210</b>	13.445	19.439
7	15:49:18.222	<b>50.076</b>	+0.097	17.227	13.409	19.440
8	15:50:08.346	<b>50.124</b>	+0.145	17.308	13.431	19.385
9	15:50:58.398	<b>50.052</b>	+0.073	17.239	13.391	19.422
10	15:51:48.489	<b>50.091</b>	+0.112	17.360	<b>13.372</b>	<b>19.359</b>
11	15:52:38.468	<b>49.979</b>		17.227	13.385	19.367

Lap	Time of Day	Lap Tm	Diff	S1 Tm	S2 Tm	S3 Tm
<b>(307) Lukasz Bartoszuk</b>						
1	15:44:17.183	<b>51.488</b>	+1.491	18.318	13.536	19.634
2	15:45:07.597	<b>50.414</b>	+0.417	17.456	13.426	19.532
3	15:45:57.773	<b>50.176</b>	+0.179	17.268	13.377	19.531
4	15:46:48.103	<b>50.330</b>	+0.333	17.326	13.412	19.592
5	15:47:38.351	<b>50.248</b>	+0.251	17.241	13.424	19.583
6	15:48:28.527	<b>50.176</b>	+0.179	17.279	13.412	19.485
7	15:49:18.743	<b>50.216</b>	+0.219	17.305	13.359	19.552
8	15:50:08.793	<b>50.050</b>	+0.053	17.271	13.330	19.449
9	15:50:58.844	<b>50.051</b>	+0.054	<b>17.223</b>	13.379	19.449
10	15:51:48.857	<b>50.013</b>	+0.016	17.287	<b>13.310</b>	19.416
11	15:52:38.854	<b>49.997</b>		17.280	13.339	<b>19.378</b>

Lap	Time of Day	Lap Tm	Diff	S1 Tm	S2 Tm	S3 Tm
<b>(228) Nicolas Picot</b>						
1	15:44:19.092	<b>53.002</b>	+3.101	18.317	13.968	20.717
2	15:45:09.476	<b>50.384</b>	+0.483	17.322	13.525	19.537
3	15:45:59.755	<b>50.279</b>	+0.378	17.256	13.501	19.522
4	15:46:49.767	<b>50.012</b>	+0.111	17.195	13.355	19.462
5	15:47:39.987	<b>50.220</b>	+0.319	<b>17.163</b>	13.507	19.550
6	15:48:30.224	<b>50.237</b>	+0.336	17.194	13.487	19.556
7	15:49:20.276	<b>50.052</b>	+0.151	17.196	13.378	19.478
8	15:50:10.177	<b>49.901</b>		17.168	<b>13.308</b>	19.425
9	15:51:00.241	<b>50.064</b>	+0.163	17.237	<b>13.300</b>	19.497
10	15:51:50.152	<b>49.911</b>	+0.010	17.191	13.308	19.412
11	15:52:40.185	<b>50.033</b>	+0.132	17.198	13.425	<b>19.410</b>

Lap	Time of Day	Lap Tm	Diff	S1 Tm	S2 Tm	S3 Tm
<b>(238) Aavo Talvar</b>						
1	15:44:18.859	<b>52.691</b>	+2.852	18.415	13.909	20.367
2	15:45:09.622	<b>50.763</b>	+0.924	17.415	13.805	19.543
3	15:45:59.881	<b>50.259</b>	+0.420	17.363	13.445	19.451
4	15:46:50.014	<b>50.133</b>	+0.294	17.271	13.437	19.425
5	15:47:40.172	<b>50.158</b>	+0.319	17.271	13.428	19.459
6	15:48:30.396	<b>50.224</b>	+0.385	17.308	13.405	19.511
7	15:49:20.519	<b>50.123</b>	+0.284	17.312	13.400	19.411
8	15:50:10.529	<b>50.010</b>	+0.171	17.213	13.356	19.441
9	15:51:00.588	<b>50.059</b>	+0.220	17.316	13.335	19.408
10	15:51:50.537	<b>49.949</b>	+0.110	17.248	<b>13.334</b>	19.367
11	15:52:40.376	<b>49.839</b>		<b>17.190</b>	13.351	<b>19.298</b>

Lap	Time of Day	Lap Tm	Diff	S1 Tm	S2 Tm	S3 Tm
<b>(225) Constantin Schoell</b>						
1	15:44:20.427	<b>54.532</b>	+4.450	18.368	13.872	22.292
2	15:45:11.121	<b>50.694</b>	+0.612	17.343	13.699	19.652
3	15:46:02.391	<b>51.270</b>	+1.188	17.614	13.707	19.949
4	15:46:52.648	<b>50.257</b>	+0.175	17.203	13.425	19.629
5	15:47:42.774	<b>50.126</b>	+0.044	<b>17.169</b>	13.473	19.484
6	15:48:32.939	<b>50.165</b>	+0.083	17.201	<b>13.388</b>	19.576
7	15:49:23.164	<b>50.225</b>	+0.143	17.273	13.459	19.493
8	15:50:13.711	<b>50.547</b>	+0.465	17.461	13.590	19.496
9	15:51:03.837	<b>50.126</b>	+0.044	17.231	13.495	19.400
10	15:51:53.925	<b>50.088</b>	+0.006	17.192	13.541	<b>19.355</b>
11	15:52:44.007	<b>50.082</b>		17.172	13.456	19.454

Lap	Time of Day	Lap Tm	Diff	S1 Tm	S2 Tm	S3 Tm
<b>(292) Benjamin Bailly</b>						
1	15:44:19.793	<b>53.123</b>	+3.068	18.613	13.718	20.792
2	15:45:10.879	<b>51.086</b>	+1.031	17.436	13.417	20.233
3	15:46:02.749	<b>51.870</b>	+1.815	18.028	13.884	19.958
4	15:46:52.930	<b>50.181</b>	+0.126	17.262	13.422	19.497
5	15:47:43.087	<b>50.157</b>	+0.102	17.312	13.405	19.440
6	15:48:33.356	<b>50.269</b>	+0.214	<b>17.212</b>	13.424	19.633
7	15:49:23.536	<b>50.180</b>	+0.125	17.298	13.436	19.446
8	15:50:13.938	<b>50.402</b>	+0.347	17.447	13.423	19.532
9	15:51:04.103	<b>50.165</b>	+0.110	17.273	13.405	19.487
10	15:51:54.158	<b>50.055</b>		17.221	13.411	19.423
11	15:52:44.255	<b>50.097</b>	+0.042	17.299	<b>13.401</b>	<b>19.397</b>

Lap	Time of Day	Lap Tm	Diff	S1 Tm	S2 Tm	S3 Tm
<b>(286) Oberg Viktor</b>						
1	15:44:19.438	<b>52.863</b>	+2.816	18.498	13.694	20.671
2	15:45:10.425	<b>50.987</b>	+0.940	17.418	13.567	20.002
3	15:46:01.442	<b>51.017</b>	+0.970	17.740	13.578	19.699
4	15:46:51.925	<b>50.483</b>	+0.436	17.428	13.506	19.549
5	15:47:42.307	<b>50.382</b>	+0.335	17.364	13.452	19.566
6	15:48:32.691	<b>50.384</b>	+0.337	17.345	13.457	19.582
7	15:49:23.095	<b>50.404</b>	+0.357	17.358	13.442	19.604
8	15:50:14.121	<b>51.026</b>	+0.979	17.789	13.637	19.600
9	15:51:04.353	<b>50.232</b>	+0.185	17.278	13.395	19.559
10	15:51:54.400	<b>50.047</b>		17.257	<b>13.321</b>	<b>19.469</b>
11	15:52:44.560	<b>50.160</b>	+0.113	17.272	13.395	19.493

Lap	Time of Day	Lap Tm	Diff	S1 Tm	S2 Tm	S3 Tm
<b>(248) Philip Vollstedt</b>						
1	15:44:19.672	<b>53.994</b>	+4.025	18.491	14.102	21.401
2	15:45:10.476	<b>50.804</b>	+0.835	17.408	13.476	19.920
3	15:46:03.071	<b>52.595</b>	+2.626	17.801	14.381	20.413
4	15:46:53.206	<b>50.135</b>	+0.166	17.281	13.369	19.485
5	15:47:43.699	<b>50.493</b>	+0.524	17.259	13.521	19.713
6	15:48:34.826	<b>51.127</b>	+1.158	17.229	13.394	20.504
7	15:49:25.035	<b>50.209</b>	+0.240	<b>17.163</b>	13.461	19.585
8	15:50:15.174	<b>50.139</b>	+0.170	17.254	13.428	19.457
9	15:51:05.143	<b>49.969</b>		17.226	13.363	19.380
10	15:51:55.194	<b>50.051</b>	+0.082	17.371	13.375	<b>19.305</b>
11	15:52:45.187	<b>49.993</b>	+0.024	17.293	<b>13.317</b>	19.383



# Rotax Euro Challenge 2014 Laghi/Italy

## Rotax Seniors

## Laghi / Italy 1,256 Km

### RACE 16 Qualifying Heat 8 A-D

31.05.2014 15:40

Race (11 Laps) started at 15:43:25

Lap	Time of Day	Lap Tm	Diff	S1 Tm	S2 Tm	S3 Tm	Lap	Time of Day	Lap Tm	Diff	S1 Tm	S2 Tm	S3 Tm
1	15:44:20.628	<b>53.784</b>	+3.766	18.534	14.020	21.230	2	15:45:12.442	<b>51.356</b>	+1.226	17.465	13.976	19.915
2	15:45:12.048	<b>51.420</b>	+1.402	17.343	13.792	20.285	3	15:46:05.344	<b>52.902</b>	+2.772	17.655	13.474	21.773
3	15:46:03.587	<b>51.539</b>	+1.521	17.391	13.505	20.643	4	15:46:56.769	<b>51.425</b>	+1.295	17.317	13.820	20.288
4	15:46:53.914	<b>50.327</b>	+0.309	17.259	13.368	19.700	5	15:47:47.281	<b>50.512</b>	+0.382	17.477	13.482	19.553
5	15:47:43.971	<b>50.057</b>	+0.039	17.223	13.440	19.394	6	15:48:37.880	<b>50.599</b>	+0.469	17.582	13.457	19.560
6	15:48:35.333	<b>51.362</b>	+1.344	<b>17.217</b>	13.377	20.768	7	15:49:28.010	<b>50.130</b>		<b>17.277</b>	13.436	19.417
7	15:49:25.419	<b>50.086</b>	+0.068	17.251	13.449	19.386	8	15:50:18.490	<b>50.480</b>	+0.350	17.394	13.471	19.615
8	15:50:15.459	<b>50.040</b>	+0.022	17.241	13.402	19.397	9	15:51:08.735	<b>50.245</b>	+0.115	17.338	<b>13.396</b>	19.511
9	15:51:05.484	<b>50.025</b>	+0.007	17.278	<b>13.348</b>	19.399	10	15:51:58.921	<b>50.186</b>	+0.056	17.343	13.443	<b>19.400</b>
10	15:51:55.512	<b>50.028</b>	+0.010	17.326	13.377	<b>19.325</b>	11	15:52:49.458	<b>50.537</b>	+0.407	17.340	13.668	19.529
11	15:52:45.530	<b>50.018</b>		17.276	13.353	19.389							

(260) Sam Smelt

1	15:44:20.702	<b>53.565</b>	+3.421	18.459	13.935	21.171
2	15:45:12.149	<b>51.447</b>	+1.303	17.478	14.014	19.955
3	15:46:03.763	<b>51.614</b>	+1.470	17.448	13.491	20.675
4	15:46:54.566	<b>50.803</b>	+0.659	17.345	13.377	20.081
5	15:47:44.961	<b>50.395</b>	+0.251	17.430	13.437	19.528
6	15:48:35.871	<b>50.910</b>	+0.766	<b>17.241</b>	13.403	20.266
7	15:49:26.087	<b>50.216</b>	+0.072	17.383	13.404	19.429
8	15:50:16.307	<b>50.220</b>	+0.076	17.379	13.384	19.457
9	15:51:06.499	<b>50.192</b>	+0.048	17.349	<b>13.372</b>	19.471
10	15:51:56.783	<b>50.284</b>	+0.140	17.395	13.441	19.448
11	15:52:46.927	<b>50.144</b>		17.335	13.408	<b>19.401</b>

(305) Marco Mazzantini

1	15:44:20.942	<b>53.802</b>	+3.630	18.750	13.857	21.195
2	15:45:12.323	<b>51.381</b>	+1.209	17.449	14.003	19.929
3	15:46:04.855	<b>52.532</b>	+2.360	17.452	13.495	21.585
4	15:46:56.621	<b>51.766</b>	+1.594	17.443	14.117	20.206
5	15:47:47.137	<b>50.516</b>	+0.344	17.464	13.486	19.566
6	15:48:37.609	<b>50.472</b>	+0.300	17.484	13.431	19.557
7	15:49:27.843	<b>50.234</b>	+0.062	<b>17.299</b>	13.410	19.525
8	15:50:18.232	<b>50.389</b>	+0.217	17.322	13.473	19.594
9	15:51:08.578	<b>50.346</b>	+0.174	17.314	13.370	19.662
10	15:51:58.750	<b>50.172</b>		17.356	<b>13.358</b>	<b>19.458</b>
11	15:52:49.856	<b>51.106</b>	+0.934	17.314	14.210	19.582

(258) Vincent Fraisse

1	15:44:20.224	<b>53.287</b>	+3.154	18.542	13.808	20.937
2	15:45:11.897	<b>51.673</b>	+1.540	17.455	13.970	20.248
3	15:46:03.421	<b>51.524</b>	+1.391	17.393	13.581	20.550
4	15:46:54.684	<b>51.263</b>	+1.130	17.264	13.427	20.572
5	15:47:46.398	<b>51.714</b>	+1.581	17.554	14.154	20.006
6	15:48:36.845	<b>50.447</b>	+0.314	17.261	13.487	19.699
7	15:49:27.035	<b>50.190</b>	+0.057	17.274	<b>13.382</b>	<b>19.534</b>
8	15:50:17.168	<b>50.133</b>		<b>17.214</b>	13.382	19.537
9	15:51:07.508	<b>50.340</b>	+0.207	17.291	13.499	19.550
10	15:51:57.772	<b>50.264</b>	+0.131	17.234	13.464	19.566
11	15:52:47.978	<b>50.206</b>	+0.073	17.217	13.421	19.568

(324) Antoni Ptak

1	15:44:21.186	<b>53.698</b>	+3.456	18.854	13.800	21.044
2	15:45:13.150	<b>51.964</b>	+1.722	17.495	14.012	20.457
3	15:46:04.573	<b>51.423</b>	+1.181	17.410	13.487	20.526
4	15:46:55.042	<b>50.469</b>	+0.227	17.306	13.533	19.630
5	15:47:46.695	<b>51.653</b>	+1.411	17.346	13.838	20.469
6	15:48:37.304	<b>50.609</b>	+0.367	17.389	13.584	19.636
7	15:49:27.657	<b>50.353</b>	+0.111	<b>17.254</b>	13.451	19.648
8	15:50:18.038	<b>50.381</b>	+0.139	17.270	13.572	19.539
9	15:51:08.384	<b>50.346</b>	+0.104	17.303	13.447	19.596
10	15:51:58.626	<b>50.242</b>		17.290	<b>13.423</b>	<b>19.529</b>
11	15:52:50.547	<b>51.921</b>	+1.679	17.317	14.841	19.763

(277) Max Renberg

1	15:44:21.340	<b>53.506</b>	+3.271	18.833	13.791	20.882
2	15:45:13.080	<b>51.740</b>	+1.505	17.467	14.013	20.260
3	15:46:04.741	<b>51.661</b>	+1.426	17.339	13.426	20.896
4	15:46:55.179	<b>50.438</b>	+0.203	17.369	13.491	19.578
5	15:47:46.568	<b>51.389</b>	+1.154	17.366	13.940	20.083
6	15:48:37.015	<b>50.447</b>	+0.212	17.316	13.487	19.644
7	15:49:27.349	<b>50.334</b>	+0.099	17.301	13.453	19.580
8	15:50:17.742	<b>50.393</b>	+0.158	17.401	13.459	19.533
9	15:51:08.163	<b>50.421</b>	+0.186	17.437	13.433	19.551
10	15:51:58.398	<b>50.235</b>		17.320	<b>13.412</b>	<b>19.503</b>
11	15:52:48.800	<b>50.402</b>	+0.167	<b>17.285</b>	13.422	19.695

(285) Cecile Martini

1	15:44:21.507	<b>53.591</b>	+3.118	18.905	14.144	20.542
2	15:45:13.444	<b>51.937</b>	+1.464	17.568	13.883	20.486
3	15:46:05.165	<b>51.721</b>	+1.248	17.422	13.480	20.819
4	15:46:57.156	<b>51.991</b>	+1.518	<b>17.364</b>	14.035	20.592
5	15:47:48.026	<b>50.870</b>	+0.397	17.479	13.691	19.700
6	15:48:38.977	<b>50.951</b>	+0.478	17.403	13.488	20.060
7	15:49:29.718	<b>50.741</b>	+0.268	17.368	13.606	19.767
8	15:50:20.444	<b>50.726</b>	+0.253	17.416	13.552	19.758
9	15:51:10.993	<b>50.549</b>	+0.076	17.411	13.491	19.647
10	15:52:01.466	<b>50.473</b>		17.399	<b>13.463</b>	<b>19.611</b>
11	15:52:52.096	<b>50.630</b>	+0.157	17.383	13.519	19.728

(234) Julien Falchero

1	15:44:19.252	<b>52.764</b>	+2.481	18.379	13.736	20.649
2	15:45:10.795	<b>51.543</b>	+1.260	17.470	13.609	20.464
3	15:46:02.065	<b>51.270</b>	+0.987	17.726	13.771	19.773
4	15:46:52.788	<b>50.723</b>	+0.440	17.330	<b>13.375</b>	20.018
5	15:47:43.484	<b>50.696</b>	+0.413	17.326	13.707	19.663
6	15:48:36.093	<b>52.609</b>	+2.326	17.326	13.400	21.883
7	15:49:26.670	<b>50.577</b>	+0.294	17.427	13.458	19.692
8	15:50:16.953	<b>50.283</b>		17.359	13.418	<b>19.506</b>
9	15:51:07.687	<b>50.734</b>	+0.451	17.388	13.704	19.642
10	15:51:58.120	<b>50.433</b>	+0.150	17.436	13.385	19.612
11	15:52:48.986	<b>50.866</b>	+0.583	<b>17.325</b>	13.510	20.031

(274) Angelos Malandrinos

1	15:44:21.744	<b>54.011</b>	+3.487	18.778	13.832	21.401
2	15:45:13.712	<b>51.968</b>	+1.444	17.511	13.849	20.608
3	15:46:05.520	<b>51.808</b>	+1.284	17.438	13.482	20.888
4	15:46:56.964	<b>51.444</b>	+0.920	17.420	13.786	20.238
5	15:47:48.193	<b>51.229</b>	+0.705	17.561	14.005	19.663
6	15:48:38.763	<b>50.570</b>	+0.046	<b>17.395</b>	<b>13.419</b>	19.756
7	15:49:30.065	<b>51.302</b>	+0.778	17.443	14.239	19.620
8	15:50:20.658	<b>50.593</b>	+0.069	17.430	13.509	19.654
9	15:51:11.249	<b>50.591</b>	+0.067	17.457	13.543	19.591
10	15:52:01.869	<b>50.620</b>	+0.096	17.516	13.536	<b>19.568</b>
11	15:52:52.393	<b>50.524</b>		17.427	13.517	19.580

(266) Christian Loft

1	15:44:21.086	<b>53.589</b>	+3.459	18.663	13.731	21.195
---	--------------	---------------	--------	--------	--------	--------

Timekeeping M. Wagner: Clerk of the course Thomas Lainer:

Steward Kris Lambrecht: www.mylaps.com

Chief Scrutineer Paul Klaassen: Licensed to: Motorsport Events



# Rotax Euro Challenge 2014 Laghi/Italy

Rotax Seniors

Laghi / Italy 1,256 Km

RACE 19 Qualifying Heat 9 C-E

31.05.2014 17:00

Race (11 Laps) started at 17:02:28

Pos	No.	Name	Nat.	Chassis	Race Team	Laps	Total Tm	Diff	Best Tm	In Lap	km/h	Points
1	212	Pierce Lehane	GBR	Alonso	Dan Holland Racing	11	9:10.725		49.758	7	90,872	0
2	289	Brett Ward	GBR	Alonso	Dan Holland Racing	11	9:10.939	0.214	49.757	8	90,874	2
3	205	Edward Brand	GBR	Intrepid	Intrepid Driver Program	11	9:12.884	2.159	49.960	10	90,504	3
4	204	Martin Mortensen	DNK	Tonykart	RS Competition	11	9:13.007	2.282	49.865	4	90,677	4
5	319	Xavier Pozzoli	FRA	Kosmic	Sonic Racing Kart	11	9:15.317	4.592	49.996	5	90,439	5
6	210	Luke Varley	GBR	Birel	KMS - Birel Motorsport	11	9:15.423	4.698	49.825	5	90,750	6
7	227	Josh White	GBR	Tonykart	Coles Racing	11	9:15.857	5.132	49.854	5	90,697	7
8	299	Ilari Pispänen	FIN	Birel	KMS - Birel Motorsport	11	9:16.362	5.637	50.037	10	90,365	8
9	208	Glenn Van Parijs	BEL	Tonykart	Bouvin Power	11	9:16.718	5.993	49.989	7	90,452	9
10	207	Oliver Myers	GBR	Tonykart	Coles Racing	11	9:17.619	6.894	49.915	9	90,586	10
11	241	Edward Tansley	GBR	Tonykart	Coles Racing	11	9:18.014	7.289	49.930	8	90,559	11
12	294	Tsujii Yuto	JPN	Alonso	Dan Holland Racing	11	9:18.885	8.160	49.945	10	90,532	12
13	301	Yannick De Brabander	BEL	CRG	CRG S.P.A.	11	9:18.998	8.273	49.880	10	90,650	13
14	242	Tom Meijer	NLD	Tonykart	Bouvin Power	11	9:22.317	11.592	50.278	2	89,932	14
15	261	Yaro Deckers	NLD	FA Kart	Team TKP	11	9:22.393	11.668	50.297	3	89,898	15
16	320	Filippo Laghi	ITA	Haase	Motor One Racing	11	9:23.131	12.406	50.078	11	90,291	16
17	310	Juuso Pykalainen	FIN	Tonykart	MPT Racing	11	9:23.315	12.590	49.989	11	90,452	17
18	219	Marie Bakken	NOR	Gillard	PDB Racing Team	11	9:24.055	13.330	50.268	8	89,950	18
19	309	Maxence Laurent	FRA	Flandria Kart	Flandria Competition Kart	11	9:26.171	15.446	50.524	11	89,494	19
20	318	Maximilian Schmitt	DEU	Praga	M-Tec Praga Racing	11	9:31.733	21.008	50.050	7	90,342	20
21	254	Stefan Artner	AUT	Tonykart	Speedway Academy	11	9:41.980	31.255	50.262	4	89,961	21
22	259	Anthony Fotia	FRA	Sodikart	Patrick Fotia	1	1:08.299	10 Laps	1:06.294	1	68,205	22
23	220	Abdullah Al Rawahi	ONM	DR	Msport		1.464	11 Laps		0	-	23
24	316	Natalia Balbo	ITA	Zanardi	Scarpi Racing		2.009	11 Laps		0	-	24

Not classified

DQ	321	Christian Gobbi	ITA	Sodikart	Ciao Racing			DQ		0	-	28
----	-----	-----------------	-----	----------	-------------	--	--	----	--	---	---	----

## Announcements

These results are provisional until the conclusion of any judicial and technical matters!

Margin of Victory	Ø km/h	Best Lap Tm	km/h	Best Lap by
0.214	90,313	49.757	90,874	289 - Brett Ward

Official Timing [www.rgmmc.com](http://www.rgmmc.com)

Orbits

Timekeeping M. Wagner:

Clerk of the course Thomas Lainer:

[www.mylaps.com](http://www.mylaps.com)

Steward Kris Lambrecht:

Chief Scrutineer Paul Klaassen:

Licensed to: Motorsport Events

Printed: 31.05.2014 17:12:48

posted at:

h



# Rotax Euro Challenge 2014 Laghi/Italy

## Rotax Seniors

### Laghi / Italy 1,256 Km

### RACE 19 Qualifying Heat 9 C-E

31.05.2014 17:00

### Race (11 Laps) started at 17:02:28

Lap	Time of Day	Lap Tm	Diff	S1 Tm	S2 Tm	S3 Tm
<b>(212) Pierce Lehane</b>						
1	17:03:20.116	<b>51.525</b>	+1.767	18.346	13.720	19.459
2	17:04:10.408	<b>50.292</b>	+0.534	17.443	<b>13.339</b>	19.510
3	17:05:00.383	<b>49.975</b>	+0.217	17.254	13.388	19.333
4	17:05:50.254	<b>49.871</b>	+0.113	17.154	13.385	19.332
5	17:06:40.154	<b>49.900</b>	+0.142	17.186	13.439	<b>19.275</b>
6	17:07:29.994	<b>49.840</b>	+0.082	17.147	13.399	19.294
7	17:08:19.752	<b>49.758</b>		17.138	13.344	19.276
8	17:09:09.572	<b>49.820</b>	+0.062	<b>17.103</b>	13.407	19.310
9	17:09:59.462	<b>49.890</b>	+0.132	17.157	13.408	19.325
10	17:10:49.327	<b>49.865</b>	+0.107	17.104	13.428	19.333
11	17:11:39.215	<b>49.888</b>	+0.130	17.146	13.392	19.350

<b>(289) Brett Ward</b>						
1	17:03:19.927	<b>51.437</b>	+1.680	18.295	13.587	19.555
2	17:04:10.526	<b>50.599</b>	+0.842	17.387	13.446	19.766
3	17:05:00.569	<b>50.043</b>	+0.286	17.322	13.373	19.348
4	17:05:50.385	<b>49.816</b>	+0.059	17.154	13.369	19.293
5	17:06:40.292	<b>49.907</b>	+0.150	17.238	13.414	<b>19.255</b>
6	17:07:30.183	<b>49.891</b>	+0.134	17.180	13.379	19.332
7	17:08:20.071	<b>49.888</b>	+0.131	17.149	13.404	19.335
8	17:09:09.828	<b>49.757</b>		17.102	13.367	19.288
9	17:09:59.682	<b>49.854</b>	+0.097	<b>17.096</b>	13.428	19.330
10	17:10:49.585	<b>49.903</b>	+0.146	17.121	13.413	19.369
11	17:11:39.429	<b>49.844</b>	+0.087	17.146	<b>13.346</b>	19.352

<b>(205) Edward Brand</b>						
1	17:03:20.289	<b>51.610</b>	+1.650	18.425	13.713	19.472
2	17:04:10.735	<b>50.446</b>	+0.486	17.401	13.512	19.533
3	17:05:01.124	<b>50.389</b>	+0.429	17.348	13.377	19.664
4	17:05:51.116	<b>49.992</b>	+0.032	17.249	<b>13.375</b>	19.368
5	17:06:41.167	<b>50.051</b>	+0.091	17.278	13.422	<b>19.351</b>
6	17:07:31.267	<b>50.100</b>	+0.140	17.216	13.399	19.485
7	17:08:21.233	<b>49.966</b>	+0.006	17.159	13.405	19.402
8	17:09:11.206	<b>49.973</b>	+0.013	17.195	13.424	19.354
9	17:10:01.382	<b>50.176</b>	+0.216	17.176	13.641	19.359
10	17:10:51.342	<b>49.960</b>		<b>17.125</b>	13.435	19.400
11	17:11:41.374	<b>50.032</b>	+0.072	17.196	13.438	19.398

<b>(204) Martin Mortensen</b>						
1	17:03:20.490	<b>51.611</b>	+1.746	18.416	13.613	19.582
2	17:04:10.889	<b>50.399</b>	+0.534	17.353	13.491	19.555
3	17:05:00.928	<b>50.039</b>	+0.174	17.290	13.373	19.376
4	17:05:50.793	<b>49.865</b>		<b>17.171</b>	<b>13.357</b>	<b>19.337</b>
5	17:06:40.866	<b>50.073</b>	+0.208	17.215	13.464	19.394
6	17:07:30.885	<b>50.019</b>	+0.154	17.232	13.429	19.358
7	17:08:20.890	<b>50.005</b>	+0.140	17.231	13.381	19.393
8	17:09:10.947	<b>50.057</b>	+0.192	17.260	13.412	19.385
9	17:10:01.533	<b>50.586</b>	+0.721	17.286	13.865	19.435
10	17:10:51.544	<b>50.011</b>	+0.146	17.230	13.374	19.407
11	17:11:41.497	<b>49.953</b>	+0.088	17.234	13.357	19.362

<b>(319) Xavier Pozzoli</b>						
1	17:03:21.752	<b>52.654</b>	+2.658	18.685	13.810	20.159
2	17:04:12.342	<b>50.590</b>	+0.594	17.294	13.478	19.818
3	17:05:02.737	<b>50.395</b>	+0.399	17.352	13.559	19.484
4	17:05:52.905	<b>50.168</b>	+0.172	17.229	13.468	19.471
5	17:06:42.901	<b>49.996</b>		<b>17.189</b>	13.415	<b>19.392</b>
6	17:07:33.018	<b>50.117</b>	+0.121	17.241	<b>13.386</b>	19.490
7	17:08:23.145	<b>50.127</b>	+0.131	17.263	13.442	19.422
8	17:09:13.278	<b>50.133</b>	+0.137	17.221	13.465	19.447
9	17:10:03.430	<b>50.152</b>	+0.156	17.224	13.448	19.480
10	17:10:53.511	<b>50.081</b>	+0.085	17.217	13.423	19.441
11	17:11:43.807	<b>50.296</b>	+0.300	17.249	13.462	19.585

<b>(210) Luke Varley</b>						
1	17:03:21.952	<b>52.397</b>	+2.572	18.669	13.664	20.064
2	17:04:12.865	<b>50.913</b>	+1.088	17.467	13.532	19.914
3	17:05:03.874	<b>51.009</b>	+1.184	17.372	13.571	20.066
4	17:05:53.800	<b>49.926</b>	+0.101	17.180	13.371	19.375
5	17:06:43.625	<b>49.825</b>		17.191	<b>13.312</b>	<b>19.322</b>
6	17:07:33.774	<b>50.149</b>	+0.324	17.214	13.371	19.564
7	17:08:23.784	<b>50.010</b>	+0.185	<b>17.169</b>	13.386	19.455
8	17:09:13.808	<b>50.024</b>	+0.199	17.239	13.416	19.369
9	17:10:03.833	<b>50.025</b>	+0.200	17.206	13.424	19.395
10	17:10:53.860	<b>50.027</b>	+0.202	17.270	13.390	19.367
11	17:11:43.913	<b>50.053</b>	+0.228	17.185	13.385	19.483

<b>(227) Josh White</b>						
1	17:03:21.863	<b>52.680</b>	+2.826	18.728	13.809	20.143
2	17:04:12.733	<b>50.870</b>	+1.016	17.403	13.804	19.663
3	17:05:03.681	<b>50.948</b>	+1.094	17.309	13.659	19.980
4	17:05:53.538	<b>49.857</b>	+0.003	17.111	13.387	<b>19.359</b>
5	17:06:43.392	<b>49.854</b>		<b>17.063</b>	<b>13.362</b>	19.429
6	17:07:33.436	<b>50.044</b>	+0.190	17.122	13.362	19.560
7	17:08:23.944	<b>50.508</b>	+0.654	17.236	13.447	19.825
8	17:09:14.430	<b>50.486</b>	+0.632	17.219	13.443	19.824
9	17:10:04.370	<b>49.940</b>	+0.086	17.115	13.409	19.416
10	17:10:54.322	<b>49.952</b>	+0.098	17.128	13.399	19.425
11	17:11:44.347	<b>50.025</b>	+0.171	17.148	13.406	19.471

<b>(299) Ilari Pispanen</b>						
1	17:03:21.586	<b>52.587</b>	+2.550	18.627	13.801	20.159
2	17:04:12.184	<b>50.598</b>	+0.561	17.329	13.457	19.812
3	17:05:02.896	<b>50.712</b>	+0.675	17.333	13.913	19.466
4	17:05:53.005	<b>50.109</b>	+0.072	<b>17.201</b>	13.484	19.424
5	17:06:43.086	<b>50.081</b>	+0.044	17.267	13.412	<b>19.402</b>
6	17:07:33.887	<b>50.801</b>	+0.764	17.201	13.417	20.183
7	17:08:24.136	<b>50.249</b>	+0.212	17.310	13.437	19.502
8	17:09:14.529	<b>50.393</b>	+0.356	17.223	<b>13.385</b>	19.785
9	17:10:04.683	<b>50.154</b>	+0.117	17.261	13.426	19.467
10	17:10:54.720	<b>50.037</b>		17.213	13.397	19.427
11	17:11:44.852	<b>50.132</b>	+0.095	17.219	13.436	19.477

<b>(208) Glenn Van Parijs</b>						
1	17:03:23.020	<b>53.757</b>	+3.768	19.517	14.073	20.167
2	17:04:13.310	<b>50.290</b>	+0.301	17.356	13.432	19.502
3	17:05:04.113	<b>50.803</b>	+0.814	17.347	13.461	19.995
4	17:05:54.157	<b>50.044</b>	+0.055	17.327	13.405	<b>19.312</b>
5	17:06:44.218	<b>50.061</b>	+0.072	17.318	13.412	19.331
6	17:07:34.361	<b>50.143</b>	+0.154	17.286	13.406	19.451
7	17:08:24.350	<b>49.989</b>		<b>17.230</b>	<b>13.342</b>	19.417
8	17:09:14.629	<b>50.279</b>	+0.290	17.305	13.359	19.615
9	17:10:04.824	<b>50.195</b>	+0.206	17.350	13.364	19.481
10	17:10:54.867	<b>50.043</b>	+0.054	17.341	13.352	19.350
11	17:11:45.208	<b>50.341</b>	+0.352	17.358	13.454	19.529

<b>(207) Oliver Myers</b>						
1	17:03:23.768	<b>54.089</b>	+4.174	19.506	14.182	20.401
2	17:04:13.935	<b>50.167</b>	+0.252	17.343	13.475	19.349
3	17:05:04.782	<b>50.847</b>	+0.932	17.258	13.418	20.171
4	17:05:54.962	<b>50.180</b>	+0.265	17.328	13.521	19.331
5	17:06:45.346	<b>50.384</b>	+0.469	17.252	13.377	19.755
6	17:07:35.460	<b>50.114</b>	+0.199	17.319	13.455	19.340
7	17:08:25.387	<b>49.927</b>	+0.012	17.212	13.397	19.318
8	17:09:15.401	<b>50.014</b>	+0.099	<b>17.166</b>	13.441	19.407
9	17:10:05.316	<b>49.915</b>		17.223	13.398	<b>19.294</b>
10	17:10:55.316	<b>50.000</b>	+0.085	17.215	13.423	19.362
11	17:11:46.109	<b>50.793</b>	+0.878	17.282	<b>13.304</b>	20.207

<b>(241) Edward Tansley</b>						
-----------------------------	--	--	--	--	--	--





# Rotax Euro Challenge 2014 Laghi/Italy

## Rotax Seniors

## Laghi / Italy 1,256 Km

### RACE 19 Qualifying Heat 9 C-E

31.05.2014 17:00

### Race (11 Laps) started at 17:02:28

Lap	Time of Day	Lap Tm	Diff	S1 Tm	S2 Tm	S3 Tm
1	17:03:21.438	<b>52.586</b>	+2.656	18.654	13.763	20.169
2	17:04:12.449	<b>51.011</b>	+1.081	17.357	13.481	20.173
3	17:05:04.422	<b>51.973</b>	+2.043	17.482	13.681	20.810
4	17:05:54.730	<b>50.308</b>	+0.378	17.456	13.494	<b>19.358</b>
5	17:06:45.489	<b>50.759</b>	+0.829	<b>17.142</b>	13.522	20.095
6	17:07:35.623	<b>50.134</b>	+0.204	17.351	13.408	19.375
7	17:08:25.665	<b>50.042</b>	+0.112	17.262	<b>13.361</b>	19.419
8	17:09:15.595	<b>49.930</b>		17.187	13.363	19.380
9	17:10:05.693	<b>50.098</b>	+0.168	17.273	13.384	19.441
10	17:10:55.691	<b>49.998</b>	+0.068	17.236	13.381	19.381
11	17:11:46.504	<b>50.813</b>	+0.883	17.204	13.405	20.204

Lap	Time of Day	Lap Tm	Diff	S1 Tm	S2 Tm	S3 Tm
2	17:04:15.668	<b>51.544</b>	+1.466	17.814	13.653	20.077
3	17:05:06.100	<b>50.432</b>	+0.354	17.432	13.520	19.480
4	17:05:56.308	<b>50.208</b>	+0.130	17.286	13.467	19.455
5	17:06:47.046	<b>50.738</b>	+0.660	17.282	<b>13.394</b>	20.062
6	17:07:38.962	<b>51.916</b>	+1.838	17.248	13.479	21.189
7	17:08:29.158	<b>50.196</b>	+0.118	17.281	13.473	19.442
8	17:09:19.368	<b>50.210</b>	+0.132	17.246	13.481	19.483
9	17:10:10.702	<b>51.334</b>	+1.256	17.287	13.471	20.505
10	17:11:01.543	<b>50.841</b>	+0.763	17.386	13.778	19.677
11	17:11:51.621	<b>50.078</b>		<b>17.235</b>	13.415	<b>19.428</b>

(294) Tsujii Yuto

Lap	Time of Day	Lap Tm	Diff	S1 Tm	S2 Tm	S3 Tm
1	17:03:23.133	<b>53.563</b>	+3.618	19.131	14.054	20.378
2	17:04:13.589	<b>50.456</b>	+0.511	17.469	13.494	19.493
3	17:05:04.256	<b>50.667</b>	+0.722	17.221	13.469	19.977
4	17:05:54.398	<b>50.142</b>	+0.197	17.406	13.408	<b>19.328</b>
5	17:06:45.235	<b>50.837</b>	+0.892	17.271	13.811	19.755
6	17:07:36.914	<b>51.679</b>	+1.734	17.947	14.041	19.691
7	17:08:26.941	<b>50.027</b>	+0.082	17.219	13.438	19.370
8	17:09:16.914	<b>49.973</b>	+0.028	17.174	13.427	19.372
9	17:10:06.892	<b>49.978</b>	+0.033	<b>17.138</b>	13.475	19.365
10	17:10:56.837	<b>49.945</b>		17.153	<b>13.383</b>	19.409
11	17:11:47.375	<b>50.538</b>	+0.593	17.175	13.461	19.902

(310) Juuso Pykalainen

Lap	Time of Day	Lap Tm	Diff	S1 Tm	S2 Tm	S3 Tm
1	17:03:25.030	<b>54.662</b>	+4.673	20.406	14.328	19.928
2	17:04:15.901	<b>50.871</b>	+0.882	17.525	13.709	19.637
3	17:05:06.313	<b>50.412</b>	+0.423	17.464	13.523	19.425
4	17:05:56.528	<b>50.215</b>	+0.226	17.392	13.383	19.440
5	17:06:47.154	<b>50.626</b>	+0.637	17.341	13.377	19.908
6	17:07:37.542	<b>50.388</b>	+0.399	17.323	13.396	19.669
7	17:08:28.107	<b>50.565</b>	+0.576	17.288	<b>13.363</b>	19.914
8	17:09:18.536	<b>50.429</b>	+0.440	17.319	13.423	19.687
9	17:10:10.549	<b>52.013</b>	+2.024	17.306	14.320	20.387
10	17:11:01.816	<b>51.267</b>	+1.278	17.394	14.102	19.771
11	17:11:51.805	<b>49.989</b>		<b>17.282</b>	13.367	<b>19.340</b>

(301) Yannick De Brabander

Lap	Time of Day	Lap Tm	Diff	S1 Tm	S2 Tm	S3 Tm
1	17:03:24.241	<b>54.328</b>	+4.448	19.127	14.397	20.804
2	17:04:15.349	<b>51.108</b>	+1.228	17.808	13.642	19.658
3	17:05:05.501	<b>50.152</b>	+0.272	17.290	13.427	19.435
4	17:05:55.931	<b>50.430</b>	+0.560	17.169	13.596	19.665
5	17:06:46.033	<b>50.102</b>	+0.222	17.133	13.367	19.602
6	17:07:37.021	<b>50.988</b>	+1.108	17.312	13.752	19.924
7	17:08:27.282	<b>50.261</b>	+0.381	17.339	13.410	19.512
8	17:09:17.335	<b>50.053</b>	+0.173	17.161	13.385	19.507
9	17:10:07.299	<b>49.964</b>	+0.084	<b>17.080</b>	13.394	19.490
10	17:10:57.179	<b>49.880</b>		17.124	<b>13.358</b>	<b>19.398</b>
11	17:11:47.488	<b>50.309</b>	+0.429	17.120	13.432	19.757

(219) Marie Bakken

Lap	Time of Day	Lap Tm	Diff	S1 Tm	S2 Tm	S3 Tm
1	17:03:24.878	<b>54.213</b>	+3.945	20.149	14.147	19.917
2	17:04:16.542	<b>51.664</b>	+1.396	17.544	14.139	19.981
3	17:05:07.245	<b>50.703</b>	+0.435	17.262	13.657	19.784
4	17:05:57.983	<b>50.738</b>	+0.470	17.476	<b>13.399</b>	19.863
5	17:06:48.836	<b>50.853</b>	+0.585	17.759	13.534	<b>19.560</b>
6	17:07:39.269	<b>50.433</b>	+0.165	17.342	13.504	19.587
7	17:08:29.903	<b>50.634</b>	+0.366	17.374	13.575	19.685
8	17:09:20.171	<b>50.268</b>		<b>17.224</b>	13.424	19.620
9	17:10:10.784	<b>50.613</b>	+0.345	17.326	13.512	19.775
10	17:11:02.074	<b>51.290</b>	+1.022	17.535	13.819	19.936
11	17:11:52.545	<b>50.471</b>	+0.203	17.241	13.584	19.646

(242) Tom Meijer

Lap	Time of Day	Lap Tm	Diff	S1 Tm	S2 Tm	S3 Tm
1	17:03:24.044	<b>54.280</b>	+4.002	19.149	14.235	20.896
2	17:04:14.322	<b>50.278</b>		17.449	13.383	<b>19.446</b>
3	17:05:04.661	<b>50.339</b>	+0.061	17.282	13.402	19.655
4	17:05:55.086	<b>51.425</b>	+1.147	17.338	14.150	19.937
5	17:06:47.382	<b>51.296</b>	+1.018	17.317	13.371	20.608
6	17:07:37.977	<b>50.595</b>	+0.317	17.320	<b>13.355</b>	19.920
7	17:08:28.395	<b>50.418</b>	+0.140	<b>17.277</b>	13.483	19.658
8	17:09:18.723	<b>50.328</b>	+0.050	17.326	13.442	19.560
9	17:10:09.317	<b>50.594</b>	+0.316	17.300	13.642	19.652
10	17:11:00.105	<b>50.788</b>	+0.510	17.373	13.825	19.590
11	17:11:50.807	<b>50.702</b>	+0.424	17.372	13.511	19.819

(309) Maxence Laurent

Lap	Time of Day	Lap Tm	Diff	S1 Tm	S2 Tm	S3 Tm
1	17:03:25.473	<b>54.561</b>	+4.037	20.421	14.236	19.904
2	17:04:16.669	<b>51.196</b>	+0.672	17.540	13.818	19.838
3	17:05:07.508	<b>50.839</b>	+0.315	17.408	13.544	19.887
4	17:05:58.218	<b>50.710</b>	+0.186	17.390	<b>13.495</b>	19.825
5	17:06:50.532	<b>52.314</b>	+1.790	17.707	13.497	21.110
6	17:07:41.329	<b>50.797</b>	+0.273	17.355	13.648	19.794
7	17:08:32.083	<b>50.754</b>	+0.230	17.293	13.633	19.828
8	17:09:22.795	<b>50.712</b>	+0.188	17.367	13.645	19.700
9	17:10:13.485	<b>50.690</b>	+0.166	<b>17.283</b>	13.581	19.826
10	17:11:04.137	<b>50.652</b>	+0.128	17.364	13.635	<b>19.653</b>
11	17:11:54.661	<b>50.524</b>		17.300	13.521	19.703

(261) Yaro Deckers

Lap	Time of Day	Lap Tm	Diff	S1 Tm	S2 Tm	S3 Tm
1	17:03:24.203	<b>54.066</b>	+3.769	19.885	13.675	20.506
2	17:04:14.634	<b>50.431</b>	+0.134	17.463	13.470	<b>19.498</b>
3	17:05:04.931	<b>50.297</b>		17.238	13.452	19.607
4	17:05:55.536	<b>50.605</b>	+0.308	17.369	13.669	19.567
5	17:06:46.587	<b>51.051</b>	+0.754	17.320	13.450	20.281
6	17:07:37.230	<b>50.643</b>	+0.346	17.224	13.554	19.865
7	17:08:27.926	<b>50.696</b>	+0.399	17.344	<b>13.438</b>	19.914
8	17:09:18.839	<b>50.913</b>	+0.616	<b>17.204</b>	13.541	20.168
9	17:10:09.424	<b>50.585</b>	+0.288	17.360	13.579	19.646
10	17:10:59.915	<b>50.491</b>	+0.194	17.342	13.616	19.533
11	17:11:50.883	<b>50.968</b>	+0.671	17.295	13.546	20.127

(318) Maximilian Schmitt

Lap	Time of Day	Lap Tm	Diff	S1 Tm	S2 Tm	S3 Tm
1	17:03:25.178	<b>54.426</b>	+4.376	20.412	14.058	19.956
2	17:04:16.053	<b>50.875</b>	+0.825	17.504	13.684	19.687
3	17:05:06.985	<b>50.932</b>	+0.882	17.375	13.918	19.639
4	17:05:58.060	<b>51.075</b>	+1.025	17.499	13.477	20.099
5	17:06:48.160	<b>50.100</b>	+0.050	17.371	<b>13.363</b>	<b>19.366</b>
6	17:07:38.823	<b>50.663</b>	+0.613	17.237	13.411	20.015
7	17:08:28.873	<b>50.050</b>		17.173	13.455	19.422
8	17:09:19.020	<b>50.147</b>	+0.097	<b>17.168</b>	13.416	19.563
9	17:10:14.165	<b>55.145</b>	+5.095	17.467	14.993	22.685
10	17:11:07.178	<b>53.013</b>	+2.963	18.463	13.991	20.559
11	17:12:00.223	<b>53.045</b>	+2.995	18.346	14.125	20.574

(320) Filippo Laghi

Lap	Time of Day	Lap Tm	Diff	S1 Tm	S2 Tm	S3 Tm
1	17:03:24.124	<b>54.094</b>	+4.016	19.464	13.910	20.720

(254) Stefan Artner

Lap	Time of Day	Lap Tm	Diff	S1 Tm	S2 Tm	S3 Tm
1	17:03:27.333	<b>56.178</b>	+5.916	21.432	15.004	19.742
2	17:04:17.794	<b>50.461</b>	+0.199	17.479	13.511	<b>19.471</b>

Timekeeping M. Wagner:

Clerk of the course Thomas Lainer:

[www.mylaps.com](http://www.mylaps.com)

Steward Kris Lambrecht:

Chief Scrutineer Paul Klaassen:

Licensed to: Motorsport Events

Printed: 31.05.2014 17:13:35

posted at: h





# Rotax Euro Challenge 2014 Laghi/Italy

Rotax Seniors

Laghi / Italy 1,256 Km

RACE 19 Qualifying Heat 9 C-E

31.05.2014 17:00

Race (11 Laps) started at 17:02:28

Lap	Time of Day	Lap Tm	Diff	S1 Tm	S2 Tm	S3 Tm	Lap	Time of Day	Lap Tm	Diff	S1 Tm	S2 Tm	S3 Tm
3	17:05:08.186	50.392	+0.130	17.303	13.554	19.535							
4	17:05:58.448	50.262		17.337	13.442	19.483							
5	17:06:56.126	57.678	+7.416	17.611	13.528	26.539							
6	17:07:50.358	54.232	+3.970	19.277	14.520	20.435							
7	17:08:42.984	52.626	+2.364	18.438	13.917	20.271							
8	17:09:35.101	52.117	+1.855	17.957	14.187	19.973							
9	17:10:26.834	51.733	+1.471	17.929	13.892	19.912							
10	17:11:18.690	51.856	+1.594	17.874	13.898	20.084							
11	17:12:10.470	51.780	+1.518	17.774	13.768	20.238							
<hr/>													
(259) Anthony Fotia													
1	17:03:36.789	1:06.294		19.981	14.015	32.298							

Timekeeping M. Wagner:

Clerk of the course Thomas Lainer:

Steward Kris Lambrecht:

Chief Scrutineer Paul Klaassen:



# Rotax Euro Challenge 2014 Laghi/Italy

Rotax Seniors

Laghi / Italy 1,256 Km

RACE 20 Qualifying Heat10 B-D

31.05.2014 17:20

Race (11 Laps) started at 17:22:18

Pos	No.	Name	Nat.	Chassis	Race Team	Laps	Total Tm	Diff	Best Tm	In Lap	km/h	Points
1	215	Harry Webb	GBR	Tonykart	Strawberry Racing	11	9:10.228		49.795	10	90,804	0
2	250	Joseph Reilly	GBR	Tonykart	Strawberry Racing	11	9:11.718	1.490	49.709	10	90,961	2
3	302	Claman Demelo	CAN	Intrepid	Intrepid Driver Program	11	9:12.668	2.440	49.752	10	90,883	3
4	223	Tom Grice	GBR	Tonykart	Coles Racing	11	9:14.355	4.127	49.895	8	90,622	4
5	244	Luke Knott	GBR	Tonykart	RL Racing Dept UK Ltd	11	9:15.179	4.951	49.954	10	90,515	5
6	286	Oberg Viktor	SWE	Gillard	PDB Racing Team	11	9:16.028	5.800	49.975	10	90,477	6
7	228	Nicolas Picot	FRA	Sodikart	Kart Pro Racing	11	9:16.335	6.107	49.832	9	90,737	7
8	218	Petr Bezel	CZE	MS Kart	MS Kart Racing Team	11	9:19.619	9.391	50.139	8	90,181	8
9	305	Marco Mazzantini	ITA	Righetti Ridolf	Gold Kart Racing Team	11	9:19.688	9.460	50.137	8	90,185	9
10	325	Charlie Turner	GBR	Tonykart	Protrain	11	9:20.770	10.542	49.891	9	90,630	10
11	292	Benjamin Bailly	BEL	Tonykart	RS Competition	11	9:20.855	10.627	49.781	8	90,830	11
12	230	Alessandro Trombelli	ITA		Sinergy Motorsport	11	9:21.185	10.957	49.803	10	90,790	12
13	248	Philip Vollstedt	DNK	Tonykart	RS Competition	11	9:23.332	13.104	50.395	11	89,723	13
14	255	Michael Cool	BEL	Tonykart	Bouvin Power	11	9:23.531	13.303	50.236	8	90,007	14
15	225	Constantin Schoell	AUT	FA Kart	Dan Holland Racing	11	9:24.100	13.872	49.922	11	90,573	15
16	277	Max Renberg	SWE	Tonykart	RS Competition	11	9:24.769	14.541	50.172	9	90,122	16
17	257	Jack Constable	GBR	Tonykart	RL Racing Dept UK Ltd	11	9:25.903	15.675	50.221	8	90,034	17
18	234	Julien Falchero	FRA	Kosmic	Sonic Racing Kart	11	9:26.163	15.935	50.207	9	90,059	18
19	266	Christian Loft	DNK	Tonykart	RS Competition	11	9:26.340	16.112	50.070	8	90,306	19
20	322	Mirco Rossi	ITA	Haase	Scuderia HF	11	9:26.611	16.383	50.267	8	89,952	20
21	233	Petr Shchekochikhin	RUS	Kosmic	Topline Racing	11	9:26.803	16.575	50.415	10	89,688	21
22	267	Gavin Jonk	NLD	Gillard	PDB Racing Team	11	9:28.902	18.674	50.761	8	89,076	22
23	222	Lars Lamborelle	NLD	tonykart	Strawberry Racing					0	-	23
Not classified												
DNS	224	Josh Price	GBR	Art GP	Art Grand Prix			DNS		0	-	27
DNS	293	Jaakko Leskela	FIN	Birel	KMS - Birel Motorsport			DNS		0	-	27

## Announcements

These results are provisional until the conclusion of any judicial and technical matters!

Margin of Victory	Ø km/h	Best Lap Tm	km/h	Best Lap by
1.490	90,395	49.709	90,961	250 - Joseph Reilly

Official Timing [www.rgmmc.com](http://www.rgmmc.com)

Orbits

Timekeeping M. Wagner:

Clerk of the course Thomas Lainer:

[www.mylaps.com](http://www.mylaps.com)

Steward Kris Lambrecht:

Chief Scrutineer Paul Klaassen:

Licensed to: Motorsport Events

Printed: 31.05.2014 17:35:04

posted at:

h



# Rotax Euro Challenge 2014 Laghi/Italy

## Rotax Seniors

## Laghi / Italy 1,256 Km

### RACE 20 Qualifying Heat10 B-D

31.05.2014 17:20

### Race (11 Laps) started at 17:22:18

Lap	Time of Day	Lap Tm	Diff	S1 Tm	S2 Tm	S3 Tm	Lap	Time of Day	Lap Tm	Diff	S1 Tm	S2 Tm	S3 Tm
<b>(215) Harry Webb</b>													
1	17:23:09.271	<b>51.081</b>	+1.286	18.103	13.543	19.435	1	17:23:12.154	<b>53.025</b>	+3.050	19.127	14.055	19.843
2	17:23:59.406	<b>50.135</b>	+0.340	17.265	13.473	19.397	2	17:24:03.024	<b>50.870</b>	+0.895	17.822	13.482	19.566
3	17:24:49.357	<b>49.951</b>	+0.156	17.186	13.389	19.376	3	17:24:53.397	<b>50.373</b>	+0.398	17.272	13.382	19.719
4	17:25:39.198	<b>49.841</b>	+0.046	17.139	13.361	19.341	4	17:25:43.622	<b>50.225</b>	+0.250	17.257	13.439	19.529
5	17:26:29.026	<b>49.828</b>	+0.033	17.166	13.374	19.288	5	17:26:33.786	<b>50.164</b>	+0.189	17.301	13.363	19.500
6	17:27:18.831	<b>49.805</b>	+0.010	<b>17.070</b>	13.369	19.366	6	17:27:23.914	<b>50.128</b>	+0.153	17.287	13.436	19.405
7	17:28:08.674	<b>49.843</b>	+0.048	17.173	<b>13.326</b>	19.344	7	17:28:13.997	<b>50.083</b>	+0.108	17.240	13.360	19.483
8	17:28:58.541	<b>49.867</b>	+0.072	17.246	13.333	19.288	8	17:29:04.092	<b>50.095</b>	+0.120	17.263	13.392	19.440
9	17:29:48.422	<b>49.881</b>	+0.086	17.223	13.365	19.293	9	17:29:54.165	<b>50.073</b>	+0.098	17.330	13.340	<b>19.403</b>
10	17:30:38.217	<b>49.795</b>		17.229	13.339	<b>19.227</b>	10	17:30:44.140	<b>49.975</b>		<b>17.224</b>	<b>13.306</b>	19.445
11	17:31:28.418	<b>50.201</b>	+0.406	17.235	13.361	19.605	11	17:31:34.218	<b>50.078</b>	+0.103	17.226	13.429	19.423
<b>(250) Joseph Reilly</b>													
1	17:23:10.873	<b>52.635</b>	+2.926	18.995	13.589	20.051	1	17:23:13.068	<b>54.347</b>	+4.515	19.531	14.705	20.111
2	17:24:01.339	<b>50.466</b>	+0.757	17.569	13.438	19.459	2	17:24:03.535	<b>50.467</b>	+0.635	17.448	13.507	19.512
3	17:24:51.434	<b>50.095</b>	+0.386	17.244	13.388	19.463	3	17:24:53.741	<b>50.206</b>	+0.374	17.193	13.428	19.585
4	17:25:41.397	<b>49.963</b>	+0.254	17.170	13.474	19.319	4	17:25:44.652	<b>50.911</b>	+1.079	17.439	13.815	19.657
5	17:26:31.194	<b>49.797</b>	+0.088	17.135	13.396	19.266	5	17:26:34.830	<b>50.178</b>	+0.346	17.288	13.362	19.528
6	17:27:21.081	<b>49.887</b>	+0.178	17.182	13.408	19.297	6	17:27:24.865	<b>50.035</b>	+0.203	17.231	13.370	19.434
7	17:28:10.895	<b>49.814</b>	+0.105	17.119	13.402	19.293	7	17:28:14.807	<b>49.942</b>	+0.110	17.147	13.351	19.444
8	17:29:00.639	<b>49.744</b>	+0.035	17.149	<b>13.313</b>	19.282	8	17:29:04.733	<b>49.926</b>	+0.094	17.241	13.297	<b>19.388</b>
9	17:29:50.392	<b>49.753</b>	+0.044	17.128	13.360	19.265	9	17:29:54.565	<b>49.832</b>		<b>17.123</b>	<b>13.296</b>	19.413
10	17:30:40.101	<b>49.709</b>		<b>17.084</b>	13.374	<b>19.251</b>	10	17:30:44.456	<b>49.891</b>	+0.059	17.149	13.323	19.419
11	17:31:29.908	<b>49.807</b>	+0.098	17.189	13.346	19.272	11	17:31:34.525	<b>50.069</b>	+0.237	17.325	13.327	19.417
<b>(302) Claman Demelo</b>													
1	17:23:10.529	<b>52.246</b>	+2.494	18.286	13.957	20.003	1	17:23:12.481	<b>53.594</b>	+3.455	19.474	14.125	19.995
2	17:24:01.061	<b>50.532</b>	+0.780	17.427	13.511	19.594	2	17:24:03.226	<b>50.745</b>	+0.606	17.718	13.459	19.568
3	17:24:51.655	<b>50.594</b>	+0.842	17.283	13.452	19.859	3	17:24:53.865	<b>50.639</b>	+0.500	17.341	13.691	19.607
4	17:25:41.831	<b>50.176</b>	+0.424	17.269	13.429	19.478	4	17:25:46.026	<b>52.161</b>	+2.022	17.552	14.673	19.936
5	17:26:31.725	<b>49.894</b>	+0.142	17.191	13.351	19.352	5	17:26:36.216	<b>50.190</b>	+0.051	17.273	13.433	19.484
6	17:27:21.687	<b>49.962</b>	+0.210	17.246	13.360	19.356	6	17:27:26.393	<b>50.177</b>	+0.038	17.243	13.431	19.503
7	17:28:11.561	<b>49.874</b>	+0.122	17.204	13.327	19.343	7	17:28:16.659	<b>50.266</b>	+0.127	17.265	13.494	19.507
8	17:29:01.371	<b>49.810</b>	+0.058	17.198	<b>13.295</b>	19.317	8	17:29:06.798	<b>50.139</b>		17.265	13.413	<b>19.461</b>
9	17:29:51.180	<b>49.809</b>	+0.057	17.167	13.316	19.326	9	17:29:56.964	<b>50.166</b>	+0.027	17.266	13.433	19.467
10	17:30:40.932	<b>49.752</b>		<b>17.146</b>	13.328	<b>19.278</b>	10	17:30:47.133	<b>50.169</b>	+0.030	<b>17.238</b>	<b>13.406</b>	19.525
11	17:31:30.858	<b>49.926</b>	+0.174	17.213	13.331	19.382	11	17:31:37.809	<b>50.676</b>	+0.537	17.285	13.551	19.840
<b>(223) Tom Grice</b>													
1	17:23:11.441	<b>52.695</b>	+2.800	19.241	13.792	19.662	1	17:23:12.597	<b>53.267</b>	+3.130	19.227	14.082	19.958
2	17:24:02.447	<b>51.006</b>	+1.111	17.744	13.456	19.806	2	17:24:03.819	<b>51.222</b>	+1.085	17.847	13.743	19.632
3	17:24:52.694	<b>50.247</b>	+0.352	17.367	13.449	19.431	3	17:24:54.221	<b>50.402</b>	+0.265	17.366	13.481	19.555
4	17:25:42.783	<b>50.089</b>	+0.194	17.205	13.341	19.543	4	17:25:45.631	<b>51.410</b>	+1.273	17.381	14.221	19.808
5	17:26:32.696	<b>49.913</b>	+0.018	17.248	<b>13.290</b>	19.375	5	17:26:35.936	<b>50.305</b>	+0.168	17.372	13.426	19.507
6	17:27:22.631	<b>49.935</b>	+0.040	<b>17.189</b>	13.304	19.442	6	17:27:26.128	<b>50.192</b>	+0.055	17.311	13.436	19.445
7	17:28:12.697	<b>50.066</b>	+0.171	17.279	13.382	19.405	7	17:28:16.355	<b>50.227</b>	+0.090	17.319	13.435	19.473
8	17:29:02.592	<b>49.895</b>		17.201	13.357	<b>19.337</b>	8	17:29:06.492	<b>50.137</b>		<b>17.273</b>	13.444	<b>19.420</b>
9	17:29:52.555	<b>49.963</b>	+0.068	17.234	13.370	19.359	9	17:29:56.687	<b>50.195</b>	+0.058	17.320	13.429	19.446
10	17:30:42.504	<b>49.949</b>	+0.054	17.203	13.392	19.354	10	17:30:46.897	<b>50.210</b>	+0.073	17.323	<b>13.411</b>	19.476
11	17:31:32.545	<b>50.041</b>	+0.146	17.263	13.366	19.412	11	17:31:37.878	<b>50.981</b>	+0.844	17.354	13.844	19.783
<b>(305) Marco Mazzantini</b>													
1	17:23:12.597	<b>53.267</b>	+3.130	19.227	14.082	19.958	1	17:23:11.374	<b>52.920</b>	+3.029	18.573	13.701	20.646
2	17:24:03.819	<b>51.222</b>	+1.085	17.847	13.743	19.632	2	17:24:02.333	<b>50.959</b>	+1.068	17.634	13.532	19.793
3	17:24:54.221	<b>50.402</b>	+0.265	17.366	13.481	19.555	3	17:24:53.579	<b>51.246</b>	+1.355	17.686	13.488	20.072
4	17:25:45.631	<b>51.410</b>	+1.273	17.381	14.221	19.808	4	17:25:46.364	<b>52.785</b>	+2.894	17.729	14.964	20.092
5	17:26:35.936	<b>50.305</b>	+0.168	17.372	13.426	19.507	5	17:26:37.260	<b>50.896</b>	+1.005	17.382	13.538	19.976
6	17:27:26.128	<b>50.192</b>	+0.055	17.311	13.436	19.445	6	17:27:27.530	<b>50.270</b>	+0.379	17.386	13.386	19.498
7	17:28:16.355	<b>50.227</b>	+0.090	17.319	13.435	19.473	7	17:28:17.721	<b>50.191</b>	+0.300	17.218	13.496	19.477
8	17:29:06.492	<b>50.137</b>		17.273	13.444	<b>19.420</b>	8	17:29:07.735	<b>50.014</b>	+0.123	17.226	13.384	19.404
9	17:29:56.687	<b>50.195</b>	+0.058	17.320	13.429	19.446	9	17:29:57.626	<b>49.891</b>		17.203	<b>13.365</b>	<b>19.323</b>
10	17:30:46.897	<b>50.210</b>	+0.073	17.323	<b>13.411</b>	19.476	10	17:30:48.082	<b>50.456</b>	+0.565	<b>17.172</b>	13.505	19.779
11	17:31:37.878	<b>50.981</b>	+0.844	17.354	13.844	19.783	11	17:31:38.960	<b>50.878</b>	+0.987	17.342	13.622	19.914
<b>(325) Charlie Turner</b>													
1	17:23:11.374	<b>52.920</b>	+3.029	18.573	13.701	20.646	1	17:23:12.597	<b>53.267</b>	+3.130	19.227	14.082	19.958
2	17:24:02.333	<b>50.959</b>	+1.068	17.634	13.532	19.793	2	17:24:03.819	<b>51.222</b>	+1.085	17.847	13.743	19.632
3	17:24:53.579	<b>51.246</b>	+1.355	17.686	13.488	20.072	3	17:24:54.221	<b>50.402</b>	+0.265	17.366	13.481	19.555
4	17:25:46.364	<b>52.785</b>	+2.894	17.729	14.964	20.092	4	17:25:45.631	<b>51.410</b>	+1.273	17.381	14.221	19.808
5	17:26:37.260	<b>50.896</b>	+1.005	17.382	13.538	19.976	5	17:26:36.216	<b>50.190</b>	+0.051	17.273	13.433	19.484
6	17:27:27.530	<b>50.270</b>	+0.379	17.386	13.386	19.498	6	17:27:26.128	<b>50.192</b>	+0.055	17.311	13.436	19.445
7	17:28:17.721	<b>50.191</b>	+0.300	17.218	13.496	19.477	7	17:28:16.355	<b>50.227</b>	+0.090	17.319	13.435	19.473
8	17:29:07.735	<b>50.014</b>	+0.123	17.226	13.384	19.404	8	17:29:06.492	<b>50.137</b>		<b>17.273</b>	13.444	<b>19.420</b>
9	17:29:57.626	<b>49.891</b>		17.203	<b>13.365</b>	<b>19.323</b>	9	17:29:56.687	<b>50.195</b>	+0.058	17.320	13.429	19.446
10	17:30:48.082	<b>50.456</b>	+0.565	<b>17.172</b>	13.505	19.779	10	17:30:46.897	<b>50.210</b>	+0.073	17.323	<b>13.411</b>	19.476
11	17:31:38.960	<b>50.878</b>	+0.987	17.342	13.622	19.914	11	17:31:37.878	<b>50.981</b>	+0.844	17.354	13.844	19.783
<b>(292) Benjamin Bailly</b>													



# Rotax Euro Challenge 2014 Laghi/Italy

Rotax Seniors

Laghi / Italy 1,256 Km

RACE 20 Qualifying Heat10 B-D

31.05.2014 17:20

Race (11 Laps) started at 17:22:18

Lap	Time of Day	Lap Tm	Diff	S1 Tm	S2 Tm	S3 Tm
1	17:23:13.538	54.315	+4.534	19.710	14.248	20.357
2	17:24:04.472	50.934	+1.153	17.522	13.568	19.844
3	17:24:54.641	50.169	+0.388	17.279	13.419	19.471
4	17:25:46.715	52.074	+2.293	17.340	14.427	20.307
5	17:26:37.526	50.811	+1.030	17.284	13.530	19.997
6	17:27:27.870	50.344	+0.563	17.475	13.428	19.441
7	17:28:18.432	50.562	+0.781	17.252	13.609	19.701
8	17:29:08.213	49.781		17.104	13.292	19.385
9	17:29:58.030	49.817	+0.036	17.144	13.271	19.402
10	17:30:48.188	50.158	+0.377	17.131	13.280	19.747
11	17:31:39.045	50.857	+1.076	17.426	13.455	19.976

Lap	Time of Day	Lap Tm	Diff	S1 Tm	S2 Tm	S3 Tm
2	17:24:06.608	51.495	+1.323	17.840	13.819	19.836
3	17:24:57.794	51.186	+1.014	17.675	13.520	19.991
4	17:25:48.592	50.798	+0.626	17.376	13.669	19.753
5	17:26:39.021	50.429	+0.257	17.308	13.525	19.596
6	17:27:29.571	50.550	+0.378	17.286	13.480	19.784
7	17:28:19.792	50.221	+0.049	17.245	13.483	19.493
8	17:29:10.070	50.278	+0.106	17.233	13.486	19.559
9	17:30:00.242	50.172		17.308	13.413	19.451
10	17:30:52.517	52.275	+2.103	18.425	13.556	20.294
11	17:31:42.959	50.442	+0.270	17.328	13.468	19.646

(230) Alessandro Trombelli

1	17:23:11.334	52.800	+2.997	18.871	13.717	20.212
2	17:24:06.724	55.390	+5.587	22.101	13.769	19.520
3	17:24:57.612	50.888	+1.085	17.267	13.702	19.919
4	17:25:48.045	50.433	+0.630	17.395	13.505	19.533
5	17:26:38.204	50.159	+0.356	17.296	13.417	19.446
6	17:27:29.032	50.828	+1.025	17.538	13.723	19.567
7	17:28:19.118	50.086	+0.283	17.200	13.430	19.456
8	17:29:09.300	50.182	+0.379	17.252	13.472	19.458
9	17:29:59.599	50.299	+0.496	17.192	13.453	19.654
10	17:30:49.402	49.803		17.151	13.336	19.316
11	17:31:39.375	49.973	+0.170	17.177	13.447	19.349

(257) Jack Constable

1	17:23:14.056	54.596	+4.375	19.980	14.440	20.176
2	17:24:05.559	51.503	+1.282	17.789	13.570	20.144
3	17:24:56.542	50.983	+0.762	17.393	14.027	19.563
4	17:25:47.116	50.574	+0.353	17.303	13.503	19.768
5	17:26:38.025	50.909	+0.688	17.607	13.623	19.679
6	17:27:30.353	52.328	+2.107	17.517	14.047	20.764
7	17:28:20.682	50.329	+0.108	17.258	13.506	19.565
8	17:29:10.903	50.221		17.273	13.431	19.517
9	17:30:01.242	50.339	+0.118	17.410	13.469	19.460
10	17:30:52.824	51.582	+1.361	17.722	13.607	20.253
11	17:31:44.093	51.269	+1.048	17.408	13.657	20.204

(248) Philip Vollstedt

1	17:23:13.630	55.254	+4.859	19.763	14.073	21.418
2	17:24:04.586	50.956	+0.561	17.594	13.654	19.708
3	17:24:54.988	50.402	+0.007	17.371	13.491	19.540
4	17:25:46.838	51.850	+1.455	17.263	14.242	20.345
5	17:26:37.583	50.745	+0.350	17.686	13.477	19.582
6	17:27:28.226	50.643	+0.248	17.634	13.470	19.539
7	17:28:18.848	50.622	+0.227	17.224	13.497	19.901
8	17:29:09.487	50.639	+0.244	17.287	13.862	19.490
9	17:29:59.907	50.420	+0.025	17.306	13.444	19.670
10	17:30:51.127	51.220	+0.825	17.718	13.342	20.160
11	17:31:41.522	50.395		17.278	13.430	19.687

(234) Julien Falchero

1	17:23:13.761	54.665	+4.458	19.908	14.514	20.243
2	17:24:05.230	51.469	+1.262	17.648	13.625	20.196
3	17:24:56.111	50.881	+0.674	17.540	13.892	19.449
4	17:25:46.940	50.829	+0.622	17.457	13.439	19.933
5	17:26:37.821	50.881	+0.674	17.481	13.689	19.711
6	17:27:28.524	50.703	+0.496	17.564	13.552	19.587
7	17:28:19.002	50.478	+0.271	17.318	13.411	19.749
8	17:29:09.850	50.848	+0.641	17.711	13.434	19.703
9	17:30:00.057	50.207		17.214	13.383	19.610
10	17:30:52.911	52.854	+2.647	18.854	13.482	20.518
11	17:31:44.353	51.442	+1.235	17.502	13.570	20.370

(255) Michael Cool

1	17:23:13.368	54.148	+3.912	19.584	14.233	20.331
2	17:24:04.146	50.778	+0.542	17.539	13.624	19.615
3	17:24:54.448	50.302	+0.066	17.320	13.455	19.527
4	17:25:46.260	51.812	+1.576	17.388	14.333	20.091
5	17:26:37.351	51.091	+0.855	17.359	13.774	19.958
6	17:27:27.673	50.322	+0.086	17.489	13.372	19.461
7	17:28:18.655	50.982	+0.746	17.334	13.810	19.838
8	17:29:08.891	50.236		17.322	13.485	19.429
9	17:29:59.816	50.925	+0.689	17.407	13.735	19.783
10	17:30:50.708	50.892	+0.656	17.593	13.439	19.860
11	17:31:41.721	51.013	+0.777	17.356	13.642	20.015

(266) Christian Loft

1	17:23:14.669	55.126	+5.056	20.189	14.403	20.534
2	17:24:11.210	56.541	+6.471	17.466	13.483	25.592
3	17:25:01.749	50.539	+0.469	17.470	13.525	19.544
4	17:25:52.177	50.428	+0.358	17.387	13.505	19.536
5	17:26:42.506	50.329	+0.259	17.338	13.496	19.495
6	17:27:32.703	50.197	+0.127	17.244	13.489	19.464
7	17:28:23.214	50.511	+0.441	17.309	13.443	19.759
8	17:29:13.284	50.070		17.236	13.463	19.371
9	17:30:03.639	50.355	+0.285	17.480	13.488	19.387
10	17:30:53.940	50.301	+0.231	17.312	13.549	19.440
11	17:31:44.530	50.590	+0.520	17.310	13.549	19.731

(225) Constantin Schoell

1	17:23:11.709	53.175	+3.253	19.367	14.063	19.745
2	17:24:07.640	55.931	+6.009	21.310	14.664	19.957
3	17:24:58.071	50.431	+0.509	17.229	13.494	19.708
4	17:25:49.371	51.300	+1.378	17.339	13.664	20.297
5	17:26:39.787	50.416	+0.494	17.267	13.641	19.508
6	17:27:30.210	50.423	+0.501	17.267	13.446	19.710
7	17:28:20.338	50.128	+0.206	17.186	13.431	19.511
8	17:29:10.456	50.118	+0.196	17.091	13.531	19.496
9	17:30:00.531	50.075	+0.153	17.256	13.391	19.428
10	17:30:52.368	51.837	+1.915	18.069	13.533	20.235
11	17:31:42.290	49.922		17.103	13.368	19.451

(322) Mirco Rossi

1	17:23:13.902	54.430	+4.163	19.761	14.556	20.113
2	17:24:05.108	51.206	+0.939	17.751	13.500	19.955
3	17:24:58.022	52.914	+2.647	17.473	15.306	20.135
4	17:25:49.207	51.185	+0.918	17.763	13.569	19.853
5	17:26:39.671	50.464	+0.197	17.272	13.629	19.563
6	17:27:30.504	50.833	+0.566	17.645	13.448	19.740
7	17:28:20.905	50.401	+0.134	17.308	13.555	19.538
8	17:29:11.172	50.267		17.318	13.448	19.501
9	17:30:01.524	50.352	+0.085	17.330	13.554	19.468
10	17:30:52.720	51.196	+0.929	17.572	13.583	20.041
11	17:31:44.801	52.081	+1.814	17.349	14.065	20.667

(277) Max Renberg

1	17:23:15.113	55.358	+5.186	20.062	14.524	20.772
---	--------------	--------	--------	--------	--------	--------

(233) Petr Shchekochikhin

1	17:23:15.286	55.570	+5.155	20.264	14.463	20.843
2	17:24:08.023	52.737	+2.322	18.236	14.447	20.054



# Rotax Euro Challenge 2014 Laghi/Italy

Rotax Seniors

Laghi / Italy 1,256 Km

RACE 20 Qualifying Heat10 B-D

31.05.2014 17:20

Race (11 Laps) started at 17:22:18

Lap	Time of Day	Lap Tm	Diff	S1 Tm	S2 Tm	S3 Tm	Lap	Time of Day	Lap Tm	Diff	S1 Tm	S2 Tm	S3 Tm
3	17:24:58.821	<b>50.798</b>	+0.383	17.510	13.586	19.702							
4	17:25:49.886	<b>51.065</b>	+0.650	17.651	13.598	19.816							
5	17:26:41.074	<b>51.188</b>	+0.773	17.401	<b>13.412</b>	20.375							
6	17:27:31.960	<b>50.886</b>	+0.471	17.620	13.641	19.625							
7	17:28:22.532	<b>50.572</b>	+0.157	17.444	13.559	19.569							
8	17:29:12.997	<b>50.465</b>	+0.050	17.539	13.419	<b>19.507</b>							
9	17:30:04.050	<b>51.053</b>	+0.638	17.625	13.844	19.584							
10	17:30:54.465	<b>50.415</b>		<b>17.386</b>	13.467	19.562							
11	17:31:44.993	<b>50.528</b>	+0.113	17.434	13.514	19.580							

(267) Gavin Jonk

1	17:23:14.817	<b>55.462</b>	+4.701	20.219	14.466	20.777
2	17:24:05.935	<b>51.118</b>	+0.357	17.557	13.661	19.900
3	17:24:57.434	<b>51.499</b>	+0.738	17.388	14.202	19.909
4	17:25:49.567	<b>52.133</b>	+1.372	17.374	13.886	20.873
5	17:26:41.184	<b>51.617</b>	+0.856	<b>17.337</b>	13.730	20.550
6	17:27:32.345	<b>51.161</b>	+0.400	17.591	13.689	19.881
7	17:28:23.308	<b>50.963</b>	+0.202	17.345	13.553	20.065
8	17:29:14.069	<b>50.761</b>		17.369	<b>13.509</b>	19.883
9	17:30:05.073	<b>51.004</b>	+0.243	17.477	13.664	<b>19.863</b>
10	17:30:56.017	<b>50.944</b>	+0.183	17.380	13.580	19.984
11	17:31:47.092	<b>51.075</b>	+0.314	17.413	13.631	20.031

Timekeeping M. Wagner:



Clerk of the course Thomas Lainer:

Steward Kris Lambrecht:

Chief Scrutineer Paul Klaassen:



# Rotax Euro Challenge

## Seniors

Casteletto / Italy

### Ranking after Heats

Pos.	No.	Firstname	Lastname	Nat.	Chassis	Race Team	QP	Points	Diff.	A-B	C-D	A-E	B-C	D-E	A-C	B-E	A-D	C-E	B-D
1	215	Harry	Webb	GBR	Tonykart	Strawberry Racing	2	0		0	--	--	0	--	--	0	--	--	0
2	303	Guan Yu	Zhou	GBR	Tonykart	Strawberry Racing	1	2	-2	2	--	0	--	--	0	--	0	--	--
3	250	Joseph	Reilly	GBR	Tonykart	Strawberry Racing	4	4	-4	--	0	--	--	0	--	--	2	--	2
4	205	Edward	Brand	GBR	Intrepid	Intrepid Driver Program	5	10	-10	--	--	2	--	2	--	3	--	3	--
5	212	Pierce	Lehane	GBR	Alonso	Dan Holland Racing	8	10	-10	--	2	--	5	--	3	--	--	0	--
6	289	Brett	Ward	GBR	Alonso	Dan Holland Racing	3	12	-12	--	3	--	3	--	4	--	--	2	--
7	204	Martin	Mortensen	DNK	Tonykart	RS Competition	10	19	-19	--	--	6	--	4	--	5	--	4	--
8	228	Nicolas	Picot	FRA	Sodikart	Kart Pro Racing	19	23	-23	--	8	--	--	3	--	--	5	--	7
9	307	Lukasz	Bartoszuk	POL	CRG	CRG S.P.A.	11	24	-24	13	--	5	--	--	2	--	4	--	--
10	227	Josh	White	GBR	Tonykart	Coles Racing	18	24	-24	--	4	--	8	--	5	--	--	7	--
11	319	Xavier	Pozzoli	FRA	Kosmic	Sonic Racing Kart	20	27	-27	--	--	8	--	5	--	9	--	5	--
12	238	Aavo	Talvar	EST	Tonykart	Talvar Racing	21	28	-28	5	--	3	--	--	14	--	6	--	--
13	210	Luke	Varley	GBR	Birel	KMS - Birel Motorsport	30	31	-31	--	--	7	--	7	--	11	--	6	--
14	223	Tom	Grice	GBR	Tonykart	Coles Racing	32	31	-31	6	--	--	7	--	--	14	--	--	4
15	222	Lars	Lamborelle	NLD	tonykart	Strawberry Racing	7	32	-32	3	--	--	4	--	--	2	--	--	23
16	241	Edward	Tansley	GBR	Tonykart	Coles Racing	13	33	-33	--	5	--	11	--	6	--	--	11	--
17	249	Dries	Vanthoor	NLD	FA Kart	Team TKP	6	34	-34	4	--	19	--	--	8	--	3	--	--
18	302	Claman	Demelo	CAN	Intrepid	Intrepid Driver Program	12	35	-35	8	--	--	2	--	--	22	--	--	3
19	299	Ilari	Pispanen	FIN	Birel	KMS - Birel Motorsport	15	37	-37	--	--	9	--	12	--	8	--	8	--
20	286	Oberg	Viktor	SWE	Gillard	PDB Racing Team	34	37	-37	--	12	--	--	10	--	--	9	--	6
21	248	Philip	Vollstedt	DNK	Tonykart	RS Competition	9	40	-40	--	9	--	--	8	--	--	10	--	13
22	294	Tsujii	Yuto	JPN	Alonso	Dan Holland Racing	23	41	-41	--	7	--	6	--	16	--	--	12	--
23	208	Glenn	Van Parijs	BEL	Tonykart	Bouvin Power	25	43	-43	--	--	21	--	6	--	7	--	9	--
24	218	Petr	Bezel	CZE	MS Kart	MS Kart Racing Team	37	43	-43	11	--	--	14	--	--	10	--	--	8
25	292	Benjamin	Bailly	BEL	Tonykart	RS Competition	39	46	-46	--	18	--	--	9	--	--	8	--	11
26	301	Yannick	De Brabander	BEL	CRG	CRG S.P.A.	33	47	-47	--	11	--	10	--	13	--	--	13	--
27	260	Sam	Smelt	GBR	Kosmic	Aim Motorsport	46	47	-47	12	--	14	--	--	9	--	12	--	--
28	252	Glenn	Rupp	DEU	Tonykart	RS Competition	36	48	-48	18	--	12	--	--	7	--	11	--	--

### Position 1 -28 qualified for Prefinal

29	325	Charlie	Turner	GBR	Tonykart	Protrain	22	49	-49	10	--	--	23	--	--	6	--	--	10
30	242	Tom	Meijer	NLD	Tonykart	Bouvin Power	35	50	-50	--	--	10	--	11	--	15	--	14	--
31	207	Oliver	Myers	GBR	Tonykart	Coles Racing	28	52	-52	--	10	--	9	--	23	--	--	10	--
32	225	Constantin	Schoell	AUT	FA Kart	Dan Holland Racing	14	54	-54	--	13	--	--	19	--	--	7	--	15
33	230	Alessandro	Trombelli	ITA		Sinergy Motorsport	27	58	-58	7	--	--	12	--	--	27	--	--	12
34	244	Luke	Knott	GBR	Tonykart	RL Racing Dept UK Ltd	17	59	-59	25	--	--	25	--	--	4	--	--	5
35	258	Vincent	Fraisse	FRA	Sodikart	Sodikart	41	59	-59	21	--	15	--	--	10	--	13	--	--
36	255	Michael	Cool	BEL	Tonykart	Bouvin Power	42	59	-59	9	--	--	24	--	--	12	--	--	14
37	305	Marco	Mazzantini	ITA	Righetti Ri	Gold Kart Racing Team	44	59	-59	--	19	--	--	14	--	--	17	--	9
38	310	Juuso	Pykalainen	FIN	Tonykart	MPT Racing	45	60	-60	--	--	17	--	13	--	13	--	17	--
39	259	Anthony	Fotia	FRA	Sodikart	Patrick Fotia	48	62	-62	--	16	--	13	--	11	--	--	22	--
40	234	Julien	Falchero	FRA	Kosmic	Sonic Racing Kart	29	65	-65	--	14	--	--	18	--	--	15	--	18
41	320	Filippo	Laghi	ITA	Haase	Motor One Racing	38	65	-65	--	15	--	17	--	17	--	--	16	--
42	226	Jessica	Backman	SWE	Tonykart	Strawberry Racing	16	67	-67	14	--	4	--	--	22	--	27	--	--
43	266	Christian	Loft	DNK	Tonykart	RS Competition	54	67	-67	--	17	--	--	15	--	--	16	--	19
44	261	Yaro	Deckers	NLD	FA Kart	Team TKP	43	68	-68	--	25	--	16	--	12	--	--	15	--
45	257	Jack	Constable	GBR	Tonykart	RL Racing Dept UK Ltd	52	69	-69	16	--	--	19	--	--	17	--	--	17

These results are provisional until the conclusion of any judicial and technical matters

Clerk of the course Thomas Lainer:

Stewards (Chairman) Kris Lambrecht:

Timekeeping M. Wagner:

Scrutineer Paul Klaassen:



## Rotax Euro Challenge

Seniors

Casteletto / Italy

### Ranking after Heats

Pos.	No.	Firstname	Lastname	Nat.	Chassis	Race Team	QP	Points	Diff.	A-B	C-D	A-E	B-C	D-E	A-C	B-E	A-D	C-E	B-D
46	220	Abdullah	Al Rawahi	ONM	DR	Msport	40	70	-70	--	--	11	--	16	--	20	--	23	--
47	277	Max	Renberg	SWE	Tonykart	RS Competition	59	70	-70	--	23	--	17	--	--	14	--	16	--
48	318	Maximilian	Schmitt	DEU	Praga	M-Tec Praga Racing	53	71	-71	--	21	--	15	--	15	--	--	20	--
49	324	Antoni	Ptak	POL	Birel	KMS - Birel Motorsport	51	72	-72	19	--	16	--	--	19	--	18	--	--
50	285	Cecile	Martini	FRA	Sodikart	Martini Racing	61	77	-77	15	--	22	--	--	21	--	19	--	--
51	322	Mirco	Rossi	ITA	Haase	Scuderia HF	57	80	-80	24	--	--	20	--	--	16	--	--	20
52	219	Marie	Bakken	NOR	Gillard	PDB Racing Team	55	81	-81	--	--	23	--	21	--	19	--	18	--
53	274	Angelos	Malandrinou	GRC	Tonykart	AM Kart Racing Team	56	81	-81	23	--	18	--	--	20	--	20	--	--
54	254	Stefan	Artner	AUT	Tonykart	Speedway Academy	63	82	-82	--	22	--	21	--	18	--	--	21	--
55	224	Josh	Price	GBR	Art GP	Art Grand Prix	24	83	-83	--	6	--	--	23	--	--	27	--	27
56	316	Natalia	Balbo	ITA	Zanardi	Scarpi Racing	50	85	-85	--	--	20	--	20	--	21	--	24	--
57	233	Petr	Shchekochikhin	RUS	Kosmic	Topline Racing	62	85	-85	20	--	--	26	--	--	18	--	--	21
58	267	Gavin	Jonk	NLD	Gillard	PDB Racing Team	47	86	-86	22	--	--	18	--	--	24	--	--	22
59	309	Maxence	Laurent	FRA	Flandria K:	Flandria Competition Kart	60	92	-92	--	--	28	--	22	--	23	--	19	--
60	293	Jaakko	Leskela	FIN	Birel	KMS - Birel Motorsport	49	101	-101	--	20	--	--	27	--	--	27	--	27
61	246	Maksim	Shtotland	RUS	FA Kart	Mayak Racing	26	107	-107	26	--	27	--	--	27	--	27	--	--
EXC	317	Julien	Hermouet	FRA	Lenzokart	Kart in Pro	31	112	-112	28	--	28	--	--	28	--	28	--	--
Position 29-62 qualified for Second Chance Heat																			
EXC	321	Christian	Gobbi	ITA	Sodikart	Ciao Racing	58	112	-112	--	28	--	28	--	28	--	--	28	--

No. 317 and 321 excluded from the whole meeting

----- These results are provisional until the conclusion of any judicial and technical matters -----

Clerk of the course Thomas Lainer:

Stewards (Chairman) Kris Lambrecht:

Timekeeping M. Wagner:

Scrutineer Paul Klaassen:

Printed: 31.05.2014 19:49

Posted at: h

Rotax Euro Challenge  
 Class: Seniors  
 Date/Time: 01.06.2014 10:50

Track: Casteletto / Italy  
 Heat: Second Chance Heat  
 Laps: 11

Edition 1

Maksim Shtotland	246	Points 107 Quali Rank 26	17		
	33				
Maxence Laurent	309	Points 92 Quali Rank 60	16	Jaakko Leskela	293
	31				Points 101 Quali Rank 49
Petr Shchekochikhin	233	Points 85 Quali Rank 62	15	Gavin Jonk	267
	29				Points 86 Quali Rank 47
Josh Price	224	Points 83 Quali Rank 24	14	Natalia Balbo	316
	27				Points 85 Quali Rank 50
Angelos Malandrinos	274	Points 81 Quali Rank 56	13	Stefan Artner	254
	25				Points 82 Quali Rank 63
Mirco Rossi	322	Points 80 Quali Rank 57	12	Marie Bakken	219
	23				Points 81 Quali Rank 55
Antoni Ptak	324	Points 72 Quali Rank 51	11	Cecile Martini	285
	21				Points 77 Quali Rank 61
Max Renberg	277	Points 70 Quali Rank 59	10	Maximilian Schmitt	318
	19				Points 71 Quali Rank 53
Jack Constable	257	Points 69 Quali Rank 52	9	Abdullah Al Rawahi	220
	17				Points 70 Quali Rank 40
Christian Loft	266	Points 67 Quali Rank 54	8	Yaro Deckers	261
	15				Points 68 Quali Rank 43
Filippo Laghi	320	Points 65 Quali Rank 38	7	Jessica Backman	226
	13				Points 67 Quali Rank 16
Anthony Fotia	259	Points 62 Quali Rank 48	6	Julien Falchero	234
	11				Points 65 Quali Rank 29
Marco Mazzantini	305	Points 59 Quali Rank 44	5	Juuso Pykalainen	310
	9				Points 60 Quali Rank 45
Vincent Fraise	258	Points 59 Quali Rank 41	4	Michael Cool	255
	7				Points 59 Quali Rank 42
Alessandro Trombelli	230	Points 58 Quali Rank 27	3	Luke Knott	244
	5				Points 59 Quali Rank 17
Oliver Myers	207	Points 52 Quali Rank 28	2	Constantin Schoell	225
	3				Points 54 Quali Rank 14
Charlie Turner	325	Points 49 Quali Rank 22	1	Tom Meijer	242
	1				Points 50 Quali Rank 35

Pole Position

Clerk of the course Thomas Lainer:

Stewards (Chairman) Kris Lambrecht:

Scrutineer Paul Klaassen:

Timekeeping M. Wagner:

posted at: h

These results are provisional until the conclusion of any judicial and technical matters

printed 31.05.2014 19:52





# Rotax Euro Challenge 2014 Laghi/Italy

Rotax Seniors

Laghi / Italy 1,256 Km

Warm up qualified 29-62

01.06.2014 09:20

Practice (5:00 Time) started at 9:20:01

Pos	No.	Name	Nat.	Chassis	Race Team	Laps	Best Tm	Diff	Gap	In Lap	km/h
1	325	Charlie Turner	GBR	Tonykart	Protrain	5	49.758			5	90,872
2	207	Oliver Myers	GBR	Tonykart	Coles Racing	5	49.826	0.068	0.068	4	90,748
3	246	Maksim Shtotland	RUS	FA Kart	Mayak Racing	5	50.019	0.261	0.193	5	90,398
4	324	Antoni Ptak	POL	Birel	KMS - Birel Motorsport	5	50.059	0.301	0.040	4	90,325
5	244	Luke Knott	GBR	Tonykart	RL Racing Dept UK Ltd	5	50.077	0.319	0.018	5	90,293
6	230	Alessandro Trombelli	ITA		Sinergy Motorsport	5	50.087	0.329	0.010	5	90,275
7	257	Jack Constable	GBR	Tonykart	RL Racing Dept UK Ltd	5	50.108	0.350	0.021	3	90,237
8	261	Yaro Deckers	NLD	FA Kart	Team TKP	5	50.152	0.394	0.044	4	90,158
9	225	Constantin Schoell	AUT	FA Kart	Dan Holland Racing	5	50.197	0.439	0.045	2	90,077
10	259	Anthony Fotia	FRA	Sodikart	Patrick Fotia	5	50.215	0.457	0.018	5	90,045
11	305	Marco Mazzantini	ITA	Righetti Ridol	Gold Kart Racing Team	5	50.240	0.482	0.025	3	90,000
12	220	Abdullah Al Rawahi	ONM	DR	Msport	5	50.240	0.482		5	90,000
13	234	Julien Falchero	FRA	Kosmic	Sonic Racing Kart	5	50.268	0.510	0.028	4	89,950
14	310	Juuso Pykalainen	FIN	Tonykart	MPT Racing	5	50.294	0.536	0.026	4	89,903
15	255	Michael Cool	BEL	Tonykart	Bouvin Power	5	50.313	0.555	0.019	3	89,869
16	258	Vincent Fraise	FRA	Sodikart	Sodikart	5	50.320	0.562	0.007	5	89,857
17	316	Natalia Balbo	ITA	Zanardi	Scarpi Racing	5	50.327	0.569	0.007	5	89,844
18	266	Christian Loft	DNK	Tonykart	RS Competition	5	50.328	0.570	0.001	3	89,843
19	274	Angelos Malandrinos	GRC	Tonykart	AM Kart Racing Team	5	50.359	0.601	0.031	5	89,787
20	267	Gavin Jonk	NLD	Gillard	PDB Racing Team	5	50.395	0.637	0.036	3	89,723
21	277	Max Renberg	SWE	Tonykart	RS Competition	5	50.559	0.801	0.164	4	89,432
22	242	Tom Meijer	NLD	Tonykart	Bouvin Power	4	50.563	0.805	0.004	4	89,425
23	309	Maxence Laurent	FRA	Flandria Kart	Flandria Competition Kart	5	50.597	0.839	0.034	3	89,365
24	233	Petr Shchekochikhin	RUS	Kosmic	Topline Racing	5	50.602	0.844	0.005	4	89,356
25	322	Mirco Rossi	ITA	Haase	Scuderia HF	4	50.631	0.873	0.029	3	89,305
26	219	Marie Bakken	NOR	Gillard	PDB Racing Team	5	50.658	0.900	0.027	3	89,257
27	285	Cecile Martini	FRA	Sodikart	Martini Racing	5	50.956	1.198	0.298	5	88,735
28	318	Maximilian Schmitt	DEU	Praga	M-Tec Praga Racing	3	51.372	1.614	0.416	3	88,017
29	320	Filippo Laghi	ITA	Haase	Motor One Racing	1	58.359	8.601	6.987	1	77,479



# Rotax Euro Challenge 2014 Laghi/Italy

## Rotax Seniors

## Laghi / Italy 1,256 Km

Warm up qualified 29-62

01.06.2014 09:20

Practice (5:00 Time) started at 9:20:01

Lap	Time of Day	Lap Tm	Diff	S1 Tm	S2 Tm	S3 Tm
<b>(325) Charlie Turner</b>						
1	9:21:54.579	<b>50.356</b>	+0.598	17.421	13.474	19.461
2	9:22:44.623	<b>50.044</b>	+0.286	17.217	13.475	19.352
3	9:23:34.774	<b>50.151</b>	+0.393	17.191	<b>13.395</b>	19.565
4	9:24:24.548	<b>49.774</b>	+0.016	17.132	13.405	19.237
5	9:25:14.306	<b>49.758</b>		<b>17.115</b>	13.409	<b>19.234</b>
<b>(207) Oliver Myers</b>						
1	9:21:53.772	<b>50.409</b>	+0.583	17.525	13.518	19.366
2	9:22:43.718	<b>49.946</b>	+0.120	17.268	<b>13.411</b>	19.267
3	9:23:34.046	<b>50.328</b>	+0.502	<b>17.199</b>	13.781	19.348
4	9:24:23.872	<b>49.826</b>		17.209	13.451	<b>19.166</b>
5	9:25:13.914	<b>50.042</b>	+0.216	17.362	13.412	19.268
<b>(246) Maksim Shtotland</b>						
1	9:21:43.021	<b>51.042</b>	+1.023	17.702	13.592	19.748
2	9:22:33.752	<b>50.731</b>	+0.712	17.442	13.640	19.649
3	9:23:26.166	<b>52.414</b>	+2.395	17.454	14.798	20.162
4	9:24:16.498	<b>50.332</b>	+0.313	17.331	13.535	19.466
5	9:25:06.517	<b>50.019</b>		<b>17.231</b>	<b>13.366</b>	<b>19.422</b>
<b>(324) Antoni Ptak</b>						
1	9:21:47.099	<b>51.840</b>	+1.781	17.775	13.838	20.227
2	9:22:37.898	<b>50.799</b>	+0.740	17.403	13.583	19.813
3	9:23:28.296	<b>50.398</b>	+0.339	17.368	13.547	19.483
4	9:24:18.355	<b>50.059</b>		17.244	<b>13.408</b>	<b>19.407</b>
5	9:25:08.560	<b>50.205</b>	+0.146	<b>17.122</b>	13.595	19.488
<b>(244) Luke Knott</b>						
1	9:21:50.662	<b>50.525</b>	+0.448	17.481	13.529	19.515
2	9:22:40.951	<b>50.289</b>	+0.212	17.376	<b>13.444</b>	19.469
3	9:23:31.079	<b>50.128</b>	+0.051	17.139	13.480	19.509
4	9:24:21.169	<b>50.090</b>	+0.013	<b>17.130</b>	13.546	19.414
5	9:25:11.246	<b>50.077</b>		17.239	13.449	<b>19.389</b>
<b>(230) Alessandro Trombelli</b>						
1	9:21:44.723	<b>50.924</b>	+0.837	17.654	13.694	19.576
2	9:22:35.033	<b>50.310</b>	+0.223	17.435	13.461	<b>19.414</b>
3	9:23:25.495	<b>50.462</b>	+0.375	17.259	13.626	19.577
4	9:24:15.616	<b>50.121</b>	+0.034	17.259	13.407	19.455
5	9:25:05.703	<b>50.087</b>		<b>17.247</b>	<b>13.390</b>	19.450
<b>(257) Jack Constable</b>						
1	9:21:51.636	<b>51.270</b>	+1.162	17.592	13.501	20.177
2	9:22:42.348	<b>50.712</b>	+0.604	17.511	13.519	19.682
3	9:23:32.456	<b>50.108</b>		17.269	<b>13.439</b>	<b>19.400</b>
4	9:24:22.732	<b>50.276</b>	+0.168	<b>17.233</b>	13.580	19.463
5	9:25:12.988	<b>50.256</b>	+0.148	17.264	13.509	19.483
<b>(261) Yaro Deckers</b>						
1	9:21:46.889	<b>51.407</b>	+1.255	17.758	13.823	19.826
2	9:22:38.188	<b>51.299</b>	+1.147	17.456	13.626	20.217
3	9:23:28.505	<b>50.317</b>	+0.165	17.279	13.630	<b>19.408</b>
4	9:24:18.657	<b>50.152</b>		<b>17.153</b>	13.494	19.505
5	9:25:09.006	<b>50.349</b>	+0.197	17.225	<b>13.424</b>	19.700
<b>(225) Constantin Schoell</b>						
1	9:21:44.214	<b>50.889</b>	+0.692	17.760	13.675	19.454
2	9:22:34.411	<b>50.197</b>		<b>17.217</b>	13.560	<b>19.420</b>
3	9:23:24.856	<b>50.445</b>	+0.248	17.337	13.544	19.564
4	9:24:15.320	<b>50.464</b>	+0.267	17.281	13.582	19.601
5	9:25:05.558	<b>50.238</b>	+0.041	17.267	<b>13.510</b>	19.461
<b>(259) Anthony Fotia</b>						
1	9:21:45.182	<b>51.562</b>	+1.347	17.670	14.094	19.798

Lap	Time of Day	Lap Tm	Diff	S1 Tm	S2 Tm	S3 Tm
2	9:22:35.676	<b>50.494</b>	+0.279	17.406	13.582	19.506
3	9:23:26.258	<b>50.582</b>	+0.367	17.337	13.595	19.650
4	9:24:16.972	<b>50.714</b>	+0.499	17.459	13.585	19.670
5	9:25:07.187	<b>50.215</b>		<b>17.310</b>	<b>13.451</b>	<b>19.454</b>
<b>(305) Marco Mazzantini</b>						
1	9:21:47.363	<b>51.448</b>	+1.208	17.655	13.972	19.821
2	9:22:39.378	<b>52.015</b>	+1.775	18.617	13.762	19.636
3	9:23:29.618	<b>50.240</b>		<b>17.347</b>	13.447	<b>19.446</b>
4	9:24:20.241	<b>50.623</b>	+0.383	17.717	<b>13.442</b>	19.464
5	9:25:10.790	<b>50.549</b>	+0.309	17.489	13.519	19.541
<b>(220) Abdullah Al Rawahi</b>						
1	9:21:51.915	<b>51.161</b>	+0.921	17.736	13.623	19.802
2	9:22:43.243	<b>51.328</b>	+1.088	17.598	13.579	20.151
3	9:23:34.529	<b>51.286</b>	+1.046	17.492	14.060	19.734
4	9:24:25.091	<b>50.562</b>	+0.322	17.668	<b>13.388</b>	<b>19.506</b>
5	9:25:15.331	<b>50.240</b>		<b>17.285</b>	13.442	19.513
<b>(234) Julien Falchero</b>						
1	9:21:58.234	<b>51.316</b>	+1.048	17.888	13.696	19.732
2	9:22:48.858	<b>50.624</b>	+0.356	17.481	13.578	19.565
3	9:23:39.330	<b>50.472</b>	+0.204	<b>17.371</b>	13.492	19.609
4	9:24:29.598	<b>50.268</b>		17.378	<b>13.427</b>	19.463
5	9:25:19.943	<b>50.345</b>	+0.077	17.392	13.506	<b>19.447</b>
<b>(310) Juuso Pykalainen</b>						
1	9:22:00.286	<b>51.186</b>	+0.892	17.699	13.840	19.647
2	9:22:51.044	<b>50.758</b>	+0.464	17.597	13.578	19.583
3	9:23:41.494	<b>50.450</b>	+0.156	17.436	13.483	19.531
4	9:24:31.788	<b>50.294</b>		<b>17.389</b>	<b>13.455</b>	<b>19.450</b>
5	9:25:22.265	<b>50.477</b>	+0.183	17.431	13.542	19.504
<b>(255) Michael Cool</b>						
1	9:21:54.162	<b>51.293</b>	+0.980	17.795	13.843	19.655
2	9:22:45.947	<b>51.785</b>	+1.472	17.378	14.031	20.376
3	9:23:36.260	<b>50.313</b>		<b>17.344</b>	<b>13.432</b>	<b>19.537</b>
4	9:24:28.026	<b>51.766</b>	+1.453	17.348	13.446	20.972
5	9:25:18.549	<b>50.523</b>	+0.210	17.462	13.511	19.550
<b>(258) Vincent Fraisse</b>						
1	9:21:43.836	<b>51.257</b>	+0.937	17.684	13.791	19.782
2	9:22:34.844	<b>51.008</b>	+0.688	17.468	13.826	19.714
3	9:23:25.930	<b>51.086</b>	+0.766	17.647	13.569	19.870
4	9:24:16.743	<b>50.813</b>	+0.493	17.342	13.891	<b>19.580</b>
5	9:25:07.063	<b>50.320</b>		<b>17.259</b>	<b>13.392</b>	19.669
<b>(316) Natalia Balbo</b>						
1	9:21:54.736	<b>51.450</b>	+1.123	17.921	13.566	19.963
2	9:22:45.078	<b>50.342</b>	+0.015	17.282	13.602	19.458
3	9:23:35.658	<b>50.580</b>	+0.253	<b>17.185</b>	<b>13.551</b>	19.844
4	9:24:26.945	<b>51.287</b>	+0.960	17.613	13.579	20.095
5	9:25:17.272	<b>50.327</b>		17.337	13.566	<b>19.424</b>
<b>(266) Christian Loft</b>						
1	9:21:51.565	<b>51.073</b>	+0.745	17.786	13.617	19.670
2	9:22:42.922	<b>51.357</b>	+1.029	17.759	13.521	20.077
3	9:23:33.250	<b>50.328</b>		<b>17.431</b>	13.505	19.392
4	9:24:23.644	<b>50.394</b>	+0.066	17.532	<b>13.492</b>	<b>19.370</b>
5	9:25:14.161	<b>50.517</b>	+0.189	17.510	13.636	19.371
<b>(274) Angelos Malandrinos</b>						
1	9:21:47.530	<b>51.410</b>	+1.051	17.982	13.598	19.830
2	9:22:38.648	<b>51.118</b>	+0.759	17.953	13.538	19.627
3	9:23:29.238	<b>50.590</b>	+0.231	17.379	13.505	19.706
4	9:24:20.096	<b>50.858</b>	+0.499	17.836	<b>13.463</b>	<b>19.559</b>

Timekeeping M. Wagner:

Clerk of the course Thomas Lainer:

[www.mylaps.com](http://www.mylaps.com)

Steward Kris Lambrecht:

Chief Scrutineer Paul Klaassen:

Licensed to: Motorsport Events



# Rotax Euro Challenge 2014 Laghi/Italy

Rotax Seniors

Laghi / Italy 1,256 Km

Warm up qualified 29-62

01.06.2014 09:20

Practice (5:00 Time) started at 9:20:01

Lap	Time of Day	Lap Tm	Diff	S1 Tm	S2 Tm	S3 Tm	Lap	Time of Day	Lap Tm	Diff	S1 Tm	S2 Tm	S3 Tm
5	9:25:10.455	<b>50.359</b>		17.323	13.463	19.573							
<b>(267) Gavin Jonk</b>													
1	9:21:47.960	51.193	+0.798	17.810	13.618	19.765							
2	9:22:39.002	51.042	+0.647	17.807	13.673	19.562							
3	9:23:29.397	<b>50.395</b>		17.324	13.589	19.482							
4	9:24:19.829	50.432	+0.037	17.345	13.539	19.548							
5	9:25:10.293	50.464	+0.069	17.333	13.557	19.574							
<b>(277) Max Renberg</b>													
1	9:21:57.489	51.516	+0.957	17.911	13.642	19.963							
2	9:22:48.650	51.161	+0.602	17.677	13.596	19.888							
3	9:23:39.612	50.962	+0.403	17.399	13.535	20.028							
4	9:24:30.171	<b>50.559</b>		17.332	13.536	19.691							
5	9:25:20.832	50.661	+0.102	17.268	13.492	19.901							
<b>(242) Tom Meijer</b>													
1	9:21:42.758	51.263	+0.700	17.843	13.698	19.722							
2	9:22:33.851	51.093	+0.530	17.537	13.901	19.655							
3	9:23:35.365	1:01.514	+10.951	17.546	21.543	22.425							
4	9:24:25.928	<b>50.563</b>		17.401	13.555	19.607							
<b>(309) Maxence Laurent</b>													
1	9:21:48.258	51.280	+0.683	17.793	13.675	19.812							
2	9:22:40.059	51.801	+1.204	17.955	13.828	20.018							
3	9:23:30.656	<b>50.597</b>		17.382	13.582	19.633							
4	9:24:21.589	50.933	+0.336	17.348	14.040	19.545							
5	9:25:12.248	50.659	+0.062	17.372	13.561	19.726							
<b>(233) Petr Shchekochikhin</b>													
1	9:21:47.789	51.277	+0.675	17.864	13.660	19.753							
2	9:22:39.704	51.915	+1.313	18.327	13.837	19.751							
3	9:23:30.327	50.623	+0.021	17.496	13.436	19.691							
4	9:24:20.929	<b>50.602</b>		17.468	13.483	19.651							
5	9:25:11.908	50.979	+0.377	17.820	13.542	19.617							
<b>(322) Mirco Rossi</b>													
1	9:21:50.453	51.461	+0.830	17.912	13.819	19.730							
2	9:22:41.473	51.020	+0.389	17.932	13.550	19.538							
3	9:23:32.104	<b>50.631</b>		17.434	13.611	19.586							
4	9:24:23.047	50.943	+0.312	17.439	13.980	19.524							
<b>(219) Marie Bakken</b>													
1	9:21:45.485	52.427	+1.769	17.919	14.078	20.430							
2	9:22:36.326	50.841	+0.183	17.446	13.774	19.621							
3	9:23:26.984	<b>50.658</b>		17.455	13.543	19.660							
4	9:24:17.809	50.825	+0.167	17.386	13.663	19.776							
5	9:25:09.253	51.444	+0.786	17.507	13.844	20.093							
<b>(285) Cecile Martini</b>													
1	9:21:51.095	52.282	+1.326	18.275	13.957	20.050							
2	9:22:43.057	51.962	+1.006	17.775	13.625	20.562							
3	9:23:35.512	52.455	+1.499	17.564	14.379	20.512							
4	9:24:27.109	51.597	+0.641	17.582	13.841	20.174							
5	9:25:18.065	<b>50.956</b>		17.522	13.624	19.810							
<b>(318) Maximilian Schmitt</b>													
1	9:21:47.244	52.132	+0.760	17.811	14.236	20.085							
2	9:22:40.212	52.968	+1.596	18.373	14.235	20.360							
3	9:23:31.584	<b>51.372</b>		17.491	13.772	20.109							
<b>(320) Filippo Laghi</b>													
1	9:22:03.977	<b>58.359</b>		19.350	16.371	22.638							



# Rotax Euro Challenge 2014 Laghi/Italy

Rotax Seniors

Laghi / Italy 1,256 Km

Warm up qualified 1-28

01.06.2014 09:50

Practice (5:00 Time) started at 9:50:05

Pos	No.	Name	Nat.	Chassis	Race Team	Laps	Best Tm	Diff	Gap	In Lap	km/h
1	215	Harry Webb	GBR	Tonykart	Strawberry Racing	5	49.059			4	92,167
2	210	Luke Varley	GBR	Birel	KMS - Birel Motorsport	4	49.207	0.148	0.148	4	91,889
3	303	Guan Yu Zhou	GBR	Tonykart	Strawberry Racing	5	49.265	0.206	0.058	5	91,781
4	222	Lars Lamborelle	NLD	tonykart	Strawberry Racing	5	49.295	0.236	0.030	2	91,725
5	289	Brett Ward	GBR	Alonso	Dan Holland Racing	6	49.326	0.267	0.031	3	91,668
6	249	Dries Vanthoor	NLD	FA Kart	Team TKP	5	49.347	0.288	0.021	2	91,629
7	212	Pierce Lehane	GBR	Alonso	Dan Holland Racing	5	49.374	0.315	0.027	4	91,579
8	205	Edward Brand	GBR	Intrepid	Intrepid Driver Program	5	49.384	0.325	0.010	3	91,560
9	227	Josh White	GBR	Tonykart	Coles Racing	5	49.387	0.328	0.003	3	91,554
10	299	Ilari Pispänen	FIN	Birel	KMS - Birel Motorsport	5	49.436	0.377	0.049	5	91,464
11	238	Aavo Talvar	EST	Tonykart	Talvar Racing	6	49.458	0.399	0.022	5	91,423
12	208	Glenn Van Parijs	BEL	Tonykart	Bouvin Power	5	49.512	0.453	0.054	5	91,323
13	302	Claman Demelo	CAN	Intrepid	Intrepid Driver Program	5	49.525	0.466	0.013	5	91,299
14	248	Philip Vollstedt	DNK	Tonykart	RS Competition	5	49.534	0.475	0.009	3	91,283
15	301	Yannick De Brabander	BEL	CRG	CRG S.P.A.	6	49.546	0.487	0.012	2	91,261
16	294	Tsujii Yuto	JPN	Alonso	Dan Holland Racing	5	49.567	0.508	0.021	5	91,222
17	223	Tom Grice	GBR	Tonykart	Coles Racing	5	49.615	0.556	0.048	5	91,134
18	250	Joseph Reilly	GBR	Tonykart	Strawberry Racing	5	49.617	0.558	0.002	5	91,130
19	228	Nicolas Picot	FRA	Sodikart	Kart Pro Racing	6	49.630	0.571	0.013	5	91,106
20	204	Martin Mortensen	DNK	Tonykart	RS Competition	6	49.632	0.573	0.002	5	91,103
21	307	Lukasz Bartoszuk	POL	CRG	CRG S.P.A.	5	49.637	0.578	0.005	5	91,093
22	319	Xavier Pozzoli	FRA	Kosmic	Sonic Racing Kart	5	49.657	0.598	0.020	5	91,057
23	241	Edward Tansley	GBR	Tonykart	Coles Racing	5	49.667	0.608	0.010	2	91,038
24	286	Oberg Viktor	SWE	Gillard	PDB Racing Team	5	49.699	0.640	0.032	4	90,980
25	292	Benjamin Bailly	BEL	Tonykart	RS Competition	5	49.792	0.733	0.093	3	90,810
26	218	Petr Bezel	CZE	MS Kart	MS Kart Racing Team	5	49.886	0.827	0.094	3	90,639
27	260	Sam Smelt	GBR	Kosmic	Aim Motorsport	2	49.913	0.854	0.027	2	90,590
28	252	Glenn Rupp	DEU	Tonykart	RS Competition	3	49.966	0.907	0.053	3	90,494



# Rotax Euro Challenge 2014 Laghi/Italy

## Rotax Seniors

Laghi / Italy 1,256 Km

Warm up qualified 1-28

01.06.2014 09:50

Practice (5:00 Time) started at 9:50:05

Lap	Time of Day	Lap Tm	Diff	S1 Tm	S2 Tm	S3 Tm
<b>(215) Harry Webb</b>						
1	9:52:13.446	<b>50.019</b>	+0.960	17.379	13.376	19.264
2	9:53:02.709	<b>49.263</b>	+0.204	17.000	13.221	19.042
3	9:53:51.903	<b>49.194</b>	+0.135	16.973	13.157	19.064
4	9:54:40.962	<b>49.059</b>		<b>16.866</b>	13.154	19.039
5	9:55:30.038	<b>49.076</b>	+0.017	16.935	<b>13.139</b>	<b>19.002</b>

Lap	Time of Day	Lap Tm	Diff	S1 Tm	S2 Tm	S3 Tm
<b>(210) Luke Varley</b>						
1	9:51:54.154	<b>54.902</b>	+5.695	19.208	16.022	19.672
2	9:52:43.576	<b>49.422</b>	+0.215	17.149	<b>13.184</b>	19.089
3	9:53:33.997	<b>50.421</b>	+1.214	18.052	13.226	19.143
4	9:54:23.204	<b>49.207</b>		<b>16.992</b>	13.194	<b>19.021</b>

Lap	Time of Day	Lap Tm	Diff	S1 Tm	S2 Tm	S3 Tm
<b>(303) Guan Yu Zhou</b>						
1	9:52:05.608	<b>49.799</b>	+0.534	17.310	13.356	19.133
2	9:52:55.000	<b>49.392</b>	+0.127	17.051	<b>13.227</b>	19.114
3	9:53:46.477	<b>51.477</b>	+2.212	17.029	14.111	20.337
4	9:54:35.873	<b>49.396</b>	+0.131	17.063	13.262	<b>19.071</b>
5	9:55:25.138	<b>49.265</b>		<b>16.879</b>	13.299	19.087

Lap	Time of Day	Lap Tm	Diff	S1 Tm	S2 Tm	S3 Tm
<b>(222) Lars Lamborelle</b>						
1	9:52:05.924	<b>49.691</b>	+0.396	17.244	13.350	19.097
2	9:52:55.219	<b>49.295</b>		17.027	<b>13.234</b>	<b>19.034</b>
3	9:53:44.652	<b>49.433</b>	+0.138	<b>17.000</b>	13.335	19.098
4	9:54:34.385	<b>49.733</b>	+0.438	17.081	13.261	19.391
5	9:55:23.770	<b>49.385</b>	+0.090	17.029	13.286	19.070

Lap	Time of Day	Lap Tm	Diff	S1 Tm	S2 Tm	S3 Tm
<b>(289) Brett Ward</b>						
1	9:51:47.279	<b>50.230</b>	+0.904	17.313	13.629	19.288
2	9:52:37.012	<b>49.733</b>	+0.407	17.154	13.501	19.078
3	9:53:26.338	<b>49.326</b>		17.040	13.227	<b>19.059</b>
4	9:54:15.733	<b>49.395</b>	+0.069	17.033	13.266	19.096
5	9:55:05.083	<b>49.350</b>	+0.024	<b>16.999</b>	<b>13.219</b>	19.132
6	9:55:54.507	<b>49.424</b>	+0.098	17.045	13.246	19.133

Lap	Time of Day	Lap Tm	Diff	S1 Tm	S2 Tm	S3 Tm
<b>(249) Dries Vanthoor</b>						
1	9:52:06.176	<b>49.613</b>	+0.266	17.159	13.366	<b>19.088</b>
2	9:52:55.523	<b>49.347</b>		<b>17.009</b>	<b>13.214</b>	19.124
3	9:53:45.146	<b>49.623</b>	+0.276	17.138	13.306	19.179
4	9:54:34.800	<b>49.654</b>	+0.307	17.129	13.341	19.184
5	9:55:24.479	<b>49.679</b>	+0.332	17.152	13.302	19.225

Lap	Time of Day	Lap Tm	Diff	S1 Tm	S2 Tm	S3 Tm
<b>(212) Pierce Lehane</b>						
1	9:51:58.940	<b>49.960</b>	+0.586	17.342	13.318	19.300
2	9:52:48.678	<b>49.738</b>	+0.364	17.226	13.345	19.167
3	9:53:38.177	<b>49.499</b>	+0.125	17.100	13.236	19.163
4	9:54:27.551	<b>49.374</b>		17.038	<b>13.197</b>	<b>19.139</b>
5	9:55:16.931	<b>49.380</b>	+0.006	<b>16.967</b>	13.198	19.215

Lap	Time of Day	Lap Tm	Diff	S1 Tm	S2 Tm	S3 Tm
<b>(205) Edward Brand</b>						
1	9:51:43.558	<b>49.910</b>	+0.526	17.369	13.336	19.205
2	9:52:33.020	<b>49.462</b>	+0.078	17.089	13.282	<b>19.091</b>
3	9:53:22.404	<b>49.384</b>		<b>17.021</b>	<b>13.152</b>	19.211
4	9:54:11.981	<b>49.577</b>	+0.193	17.142	13.303	19.132
5	9:55:01.527	<b>49.546</b>	+0.162	17.044	13.300	19.202

Lap	Time of Day	Lap Tm	Diff	S1 Tm	S2 Tm	S3 Tm
<b>(227) Josh White</b>						
1	9:51:56.035	<b>49.856</b>	+0.469	17.175	13.401	19.280
2	9:52:45.602	<b>49.567</b>	+0.180	<b>16.997</b>	13.333	19.237
3	9:53:34.989	<b>49.387</b>		17.017	<b>13.227</b>	<b>19.143</b>
4	9:54:24.536	<b>49.547</b>	+0.160	17.082	13.253	19.212
5	9:55:14.244	<b>49.708</b>	+0.321	17.077	13.290	19.341

Lap	Time of Day	Lap Tm	Diff	S1 Tm	S2 Tm	S3 Tm
<b>(299) Ilari Pisanen</b>						
1	9:51:47.149	<b>49.924</b>	+0.488	17.241	13.443	19.240

Lap	Time of Day	Lap Tm	Diff	S1 Tm	S2 Tm	S3 Tm
2	9:52:36.862	<b>49.713</b>	+0.277	17.147	13.458	19.108
3	9:53:26.506	<b>49.644</b>	+0.208	17.324	<b>13.238</b>	<b>19.082</b>
4	9:54:21.976	<b>55.470</b>	+6.034	21.539	14.695	19.236
5	9:55:11.412	<b>49.436</b>		<b>16.992</b>	13.302	19.142

Lap	Time of Day	Lap Tm	Diff	S1 Tm	S2 Tm	S3 Tm
<b>(238) Aavo Talvar</b>						
1	9:51:43.917	<b>50.001</b>	+0.543	17.413	13.343	19.245
2	9:52:33.538	<b>49.621</b>	+0.163	17.225	13.281	<b>19.115</b>
3	9:53:23.054	<b>49.516</b>	+0.058	17.106	13.260	19.150
4	9:54:12.673	<b>49.619</b>	+0.161	17.078	13.357	19.184
5	9:55:02.131	<b>49.458</b>		<b>17.062</b>	<b>13.223</b>	19.173
6	9:55:51.986	<b>49.855</b>	+0.397	17.124	13.477	19.254

Lap	Time of Day	Lap Tm	Diff	S1 Tm	S2 Tm	S3 Tm
<b>(208) Glenn Van Parijs</b>						
1	9:51:46.266	<b>50.442</b>	+0.930	17.562	13.498	19.382
2	9:52:36.188	<b>49.922</b>	+0.410	17.301	13.320	19.301
3	9:53:26.131	<b>49.943</b>	+0.431	17.329	13.392	19.222
4	9:54:16.083	<b>49.952</b>	+0.440	17.458	13.294	19.200
5	9:55:05.595	<b>49.512</b>		<b>17.138</b>	<b>13.187</b>	<b>19.187</b>

Lap	Time of Day	Lap Tm	Diff	S1 Tm	S2 Tm	S3 Tm
<b>(302) Claman Demelo</b>						
1	9:52:04.147	<b>50.446</b>	+0.921	17.546	13.482	19.418
2	9:52:54.097	<b>49.950</b>	+0.425	17.202	13.405	19.343
3	9:53:44.188	<b>50.091</b>	+0.566	17.248	13.292	19.551
4	9:54:34.586	<b>50.398</b>	+0.873	17.202	13.341	19.855
5	9:55:24.111	<b>49.525</b>		<b>17.105</b>	<b>13.209</b>	<b>19.211</b>

Lap	Time of Day	Lap Tm	Diff	S1 Tm	S2 Tm	S3 Tm
<b>(248) Philip Vollstedt</b>						
1	9:51:49.312	<b>50.368</b>	+0.834	17.599	13.389	19.380
2	9:52:39.043	<b>49.731</b>	+0.197	17.199	13.302	19.230
3	9:53:28.577	<b>49.534</b>		17.159	13.245	<b>19.130</b>
4	9:54:18.304	<b>49.727</b>	+0.193	17.206	<b>13.225</b>	19.296
5	9:55:07.858	<b>49.554</b>	+0.020	<b>17.142</b>	13.252	19.160

Lap	Time of Day	Lap Tm	Diff	S1 Tm	S2 Tm	S3 Tm
<b>(301) Yannick De Brabander</b>						
1	9:51:45.057	<b>50.225</b>	+0.679	17.393	13.459	19.373
2	9:52:34.603	<b>49.546</b>		17.035	<b>13.331</b>	<b>19.180</b>
3	9:53:24.340	<b>49.737</b>	+0.191	17.144	13.400	19.193
4	9:54:14.006	<b>49.666</b>	+0.120	<b>17.025</b>	13.368	19.273
5	9:55:03.905	<b>49.899</b>	+0.353	17.086	13.532	19.281
6	9:55:53.718	<b>49.813</b>	+0.267	17.072	13.408	19.333

Lap	Time of Day	Lap Tm	Diff	S1 Tm	S2 Tm	S3 Tm
<b>(294) Tsujii Yuto</b>						
1	9:51:49.718	<b>50.255</b>	+0.688	17.510	13.505	19.240
2	9:52:39.435	<b>49.717</b>	+0.150	17.207	13.374	<b>19.136</b>
3	9:53:29.149	<b>49.714</b>	+0.147	17.064	13.366	19.284
4	9:54:18.923	<b>49.774</b>	+0.207	17.197	<b>13.343</b>	19.234
5	9:55:08.490	<b>49.567</b>		<b>17.030</b>	13.346	19.191

Lap	Time of Day	Lap Tm	Diff	S1 Tm	S2 Tm	S3 Tm
<b>(223) Tom Grice</b>						
1	9:51:49.515	<b>50.765</b>	+1.150	17.497	13.489	19.779
2	9:52:39.234	<b>49.719</b>	+0.104	17.185	<b>13.317</b>	19.217
3	9:53:29.402	<b>50.168</b>	+0.553	17.101	13.337	19.730
4	9:54:19.200	<b>49.798</b>	+0.183	17.299	13.333	<b>19.166</b>
5	9:55:08.815	<b>49.615</b>		<b>17.072</b>	13.344	19.199

Lap	Time of Day	Lap Tm	Diff	S1 Tm	S2 Tm	S3 Tm
<b>(250) Joseph Reilly</b>						
1	9:52:04.489	<b>50.934</b>	+1.317	17.556	13.461	19.917
2	9:52:54.337	<b>49.848</b>	+0.231	17.274	13.325	19.249
3	9:53:44.065	<b>49.728</b>	+0.111	17.262	<b>13.238</b>	19.228
4	9:54:33.797	<b>49.732</b>	+0.115	17.165	13.364	<b>19.203</b>
5	9:55:23.414	<b>49.617</b>		<b>17.035</b>	13.379	19.203

Lap	Time of Day	Lap Tm	Diff	S1 Tm	S2 Tm	S3 Tm
<b>(228) Nicolas Picot</b>						
1	9:51:45.318	<b>50.278</b>	+0.648	17.464	13.415	19.399
2	9:52:35.047	<b>49.729</b>	+0.099	17.110	13.330	19.289



# Rotax Euro Challenge 2014 Laghi/Italy

Rotax Seniors

Laghi / Italy 1,256 Km

Warm up qualified 1-28

01.06.2014 09:50

Practice (5:00 Time) started at 9:50:05

Lap	Time of Day	Lap Tm	Diff	S1 Tm	S2 Tm	S3 Tm	Lap	Time of Day	Lap Tm	Diff	S1 Tm	S2 Tm	S3 Tm
3	9:53:24.887	49.840	+0.210	17.066	13.515	19.259							
4	9:54:14.702	49.815	+0.185	17.108	13.359	19.348							
5	9:55:04.332	49.630		17.093	13.276	19.261							
6	9:55:54.209	49.877	+0.247	17.097	13.455	19.325							

(204) Martin Mortensen

1	9:51:42.578	50.278	+0.646	17.483	13.475	19.320
2	9:52:32.522	49.944	+0.312	17.241	13.436	19.267
3	9:53:22.599	50.077	+0.445	17.174	13.628	19.275
4	9:54:12.300	49.701	+0.069	17.134	13.334	19.233
5	9:55:01.932	49.632		17.129	13.293	19.210
6	9:55:52.194	50.262	+0.630	17.176	13.585	19.501

(307) Lukasz Bartoszuk

1	9:51:46.886	50.684	+1.047	17.789	13.529	19.366
2	9:52:37.597	50.711	+1.074	17.260	13.954	19.497
3	9:53:27.335	49.738	+0.101	17.190	13.306	19.242
4	9:54:17.118	49.783	+0.146	17.247	13.287	19.249
5	9:55:06.755	49.637		17.173	13.248	19.216

(319) Xavier Pozzoli

1	9:52:04.623	50.756	+1.099	17.504	13.481	19.771
2	9:52:54.554	49.931	+0.274	17.275	13.371	19.285
3	9:53:44.445	49.891	+0.234	17.246	13.270	19.375
4	9:54:35.041	50.596	+0.939	17.608	13.653	19.335
5	9:55:24.698	49.657		17.089	13.260	19.308

(241) Edward Tansley

1	9:51:51.562	50.159	+0.492	17.419	13.422	19.318
2	9:52:41.229	49.667		17.165	13.352	19.150
3	9:53:30.946	49.717	+0.050	17.205	13.252	19.260
4	9:54:20.753	49.807	+0.140	17.241	13.343	19.223
5	9:55:10.525	49.772	+0.105	17.137	13.385	19.250

(286) Oberg Viktor

1	9:51:53.453	51.128	+1.429	17.737	13.541	19.850
2	9:52:43.315	49.862	+0.163	17.309	13.279	19.274
3	9:53:33.321	50.006	+0.307	17.170	13.272	19.564
4	9:54:23.020	49.699		17.184	13.247	19.268
5	9:55:12.847	49.827	+0.128	17.113	13.309	19.405

(292) Benjamin Bailly

1	9:51:59.503	1:00.634	+10.842	17.919	14.038	28.677
2	9:52:49.443	49.940	+0.148	17.260	13.299	19.381
3	9:53:39.235	49.792		17.135	13.349	19.308
4	9:54:29.027	49.792		17.177	13.332	19.283
5	9:55:18.879	49.852	+0.060	17.163	13.397	19.292

(218) Petr Bezel

1	9:51:52.931	50.397	+0.511	17.329	13.564	19.504
2	9:52:42.915	49.984	+0.098	17.203	13.460	19.321
3	9:53:32.801	49.886		17.145	13.394	19.347
4	9:54:22.715	49.914	+0.028	17.150	13.475	19.289
5	9:55:13.144	50.429	+0.543	17.139	13.420	19.870

(260) Sam Smelt

1	9:51:54.802	50.621	+0.708	17.605	13.469	19.547
2	9:52:44.715	49.913		17.267	13.317	19.329

(252) Glenn Rupp

1	9:51:50.671	50.421	+0.455	17.529	13.518	19.374
2	9:52:40.672	50.001	+0.035	17.249	13.384	19.368
3	9:53:30.638	49.966		17.302	13.354	19.310

Timekeeping M. Wagner:



Clerk of the course Thomas Lainer:

Steward Kris Lambrecht:

Chief Scrutineer Paul Klaassen:

www.mylaps.com

Licensed to: Motorsport Events



# Rotax Euro Challenge 2014 Laghi/Italy

Rotax Seniors

Laghi / Italy 1,256 Km

Second Chance Heat

01.06.2014 10:50

Race (11 Laps) started at 11:08:00

Pos	No.	Name	Nat.	Chassis	Race Team	Laps	Total Tm	Diff	Best Tm	In Lap	km/h	Points
1	230	Alessandro Trombelli	ITA		Sinergy Motorsport	11	9:09.651		49.609	4	91,145	0
2	207	Oliver Myers	GBR	Tonykart	Coles Racing	11	9:10.204	0.553	49.558	11	91,239	0
3	258	Vincent Fraisse	FRA	Sodikart	Sodikart	11	9:12.272	2.621	49.635	7	91,097	0
4	325	Charlie Turner	GBR	Tonykart	Protrain	11	9:12.450	2.799	49.773	4	90,844	0
5	244	Luke Knott	GBR	Tonykart	RL Racing Dept UK Ltd	11	9:12.515	2.864	49.613	6	91,137	0
6	225	Constantin Schoell	AUT	FA Kart	Dan Holland Racing	11	9:12.630	2.979	49.499	5	91,347	0
7	261	Yaro Deckers	NLD	FA Kart	Team TKP	11	9:18.166	8.515	49.857	6	90,691	0
8	259	Anthony Fotia	FRA	Sodikart	Patrick Fotia	11	9:18.902	9.251	49.798	6	90,799	0
9	310	Juuso Pykalainen	FIN	Tonykart	MPT Racing	11	9:19.106	9.455	49.799	8	90,797	0
10	220	Abdullah Al Rawahi	ONM	DR	Msport	11	9:19.151	9.500	49.853	9	90,699	0
11	277	Max Renberg	SWE	Tonykart	RS Competition	11	9:19.195	9.544	49.800	9	90,795	0
12	266	Christian Loft	DNK	Tonykart	RS Competition	11	9:19.298	9.647	49.750	6	90,886	0
13	305	Marco Mazzantini	ITA	Righetti Ridolf	Gold Kart Racing Team	11	9:19.429	9.778	49.867	7	90,673	0
14	255	Michael Cool	BEL	Tonykart	Bouvin Power	11	9:19.445	9.794	49.938	9	90,544	0
15	257	Jack Constable	GBR	Tonykart	RL Racing Dept UK Ltd	11	9:22.203	12.552	49.907	9	90,601	0
16	233	Petr Shchekochikhin	RUS	Kosmic	Topline Racing	11	9:22.727	13.076	49.985	10	90,459	0
17	234	Julien Falchero	FRA	Kosmic	Sonic Racing Kart	11	9:23.815	14.164	49.847	7	90,710	0
18	246	Maksim Shtotland	RUS	FA Kart	Mayak Racing	11	9:24.148	14.497	49.524	10	91,301	0
19	322	Mirco Rossi	ITA	Haase	Scuderia HF	11	9:24.607	14.956	50.164	2	90,136	0
20	324	Antoni Ptak	POL	Birel	KMS - Birel Motorsport	11	9:25.432	15.781	49.907	9	90,601	0
21	309	Maxence Laurent	FRA	Flandria Kart	Flandria Competition Kart	11	9:26.199	16.548	50.405	11	89,705	0
22	316	Natalia Balbo	ITA	Zanardi	Scarpi Racing	11	9:26.314	16.663	49.712	11	90,956	0
23	320	Filippo Laghi	ITA	Haase	Motor One Racing	11	9:28.137	18.486	49.772	10	90,846	0
24	274	Angelos Malandrinou	GRC	Tonykart	AM Kart Racing Team	11	9:29.906	20.255	49.958	9	90,508	0
25	219	Marie Bakken	NOR	Gillard	PDB Racing Team	11	9:30.119	20.468	50.047	9	90,347	0
26	285	Cecile Martini	FRA	Sodikart	Martini Racing	9	7:49.745	2 Laps	50.372	5	89,764	0
27	318	Maximilian Schmitt	DEU	Praga	M-Tec Praga Racing	5	4:24.047	6 Laps	50.333	5	89,834	0
28	267	Gavin Jonk	NLD	Gillard	PDB Racing Team	4	3:28.463	7 Laps	50.085	2	90,279	0
29	242	Tom Meijer	NLD	Tonykart	Bouvin Power	4	3:31.740	7 Laps	50.775	2	89,052	0

Not classified


DNS	226	Jessica Backman	SWE	Tonykart	Strawberry Racing			DNS		0	-	0
DNS	254	Stefan Artner	AUT	Tonykart	Speedway Academy			DNS		0	-	0
DNS	224	Josh Price	GBR	Art GP	Art Grand Prix			DNS		0	-	0
DNS	293	Jaakko Leskela	FIN	Birel	KMS - Birel Motorsport			DNS		0	-	0

Announcements

These results are provisional until the conclusion of any judicial and technical matters!  
 No. 234 time penalty 3 sec. / leaving corridor  
 No. 324 warning board / time penalty 5 sec

Margin of Victory	Ø km/h	Best Lap Tm	km/h	Best Lap by
0.553	90,489	49.499	91,347	225 - Constantin Schoell

Official Timing [www.rgmmc.com](http://www.rgmmc.com) Orbits

Timekeeping M. Wagner:  Clerk of the course Thomas Lainer: [www.mylaps.com](http://www.mylaps.com)  
 Steward Kris Lambrecht: Chief Scrutineer Paul Klaassen: Licensed to: Motorsport Events  
 Printed: 01.06.2014 11:19:01 posted at: h



# Rotax Euro Challenge 2014 Laghi/Italy

## Rotax Seniors

Laghi / Italy 1,256 Km

### Second Chance Heat

01.06.2014 10:50

Race (11 Laps) started at 11:08:00

Lap	Time of Day	Lap Tm	Diff	S1 Tm	S2 Tm	S3 Tm
<b>(230) Alessandro Trombelli</b>						
1	11:08:52.429	<b>51.839</b>	+2.230	18.399	13.766	19.674
2	11:09:42.339	<b>49.910</b>	+0.301	17.277	13.337	19.296
3	11:10:32.345	<b>50.006</b>	+0.397	17.204	13.491	19.311
4	11:11:21.954	<b>49.609</b>		<b>17.055</b>	13.333	19.221
5	11:12:11.605	<b>49.651</b>	+0.042	17.056	13.361	19.234
6	11:13:01.265	<b>49.660</b>	+0.051	17.069	13.309	19.282
7	11:13:50.978	<b>49.713</b>	+0.104	17.081	<b>13.302</b>	19.330
8	11:14:40.621	<b>49.643</b>	+0.034	17.081	13.356	<b>19.206</b>
9	11:15:30.299	<b>49.678</b>	+0.069	17.076	13.348	19.254
10	11:16:20.181	<b>49.882</b>	+0.273	17.242	13.361	19.279
11	11:17:10.053	<b>49.872</b>	+0.263	17.213	13.367	19.292

<b>(207) Oliver Myers</b>						
1	11:08:52.067	<b>51.573</b>	+2.015	18.363	13.725	19.485
2	11:09:42.178	<b>50.111</b>	+0.553	17.335	13.419	19.357
3	11:10:32.496	<b>50.318</b>	+0.760	17.194	13.832	19.292
4	11:11:22.259	<b>49.763</b>	+0.205	17.174	13.309	19.280
5	11:12:12.001	<b>49.742</b>	+0.184	17.133	13.295	19.314
6	11:13:01.960	<b>49.959</b>	+0.401	17.278	13.340	19.341
7	11:13:51.767	<b>49.807</b>	+0.249	17.186	13.340	19.281
8	11:14:41.600	<b>49.833</b>	+0.275	17.125	13.424	19.284
9	11:15:31.379	<b>49.779</b>	+0.221	17.118	13.376	19.285
10	11:16:21.048	<b>49.669</b>	+0.111	<b>17.087</b>	13.345	19.237
11	11:17:10.606	<b>49.558</b>		17.098	<b>13.245</b>	<b>19.215</b>

<b>(258) Vincent Fraise</b>						
1	11:08:53.337	<b>52.640</b>	+3.005	19.396	13.667	19.577
2	11:09:43.476	<b>50.139</b>	+0.504	17.255	13.355	19.529
3	11:10:33.406	<b>49.930</b>	+0.295	17.236	13.361	19.333
4	11:11:23.337	<b>49.931</b>	+0.296	17.081	13.368	19.482
5	11:12:13.364	<b>50.027</b>	+0.392	17.172	13.361	19.494
6	11:13:03.201	<b>49.837</b>	+0.202	17.105	13.412	19.320
7	11:13:52.836	<b>49.635</b>		<b>16.997</b>	13.354	<b>19.284</b>
8	11:14:42.538	<b>49.702</b>	+0.067	17.042	13.342	19.318
9	11:15:32.244	<b>49.706</b>	+0.071	17.084	<b>13.318</b>	19.304
10	11:16:21.957	<b>49.713</b>	+0.078	17.026	13.360	19.327
11	11:17:12.674	<b>50.717</b>	+1.082	17.248	13.337	20.132

<b>(325) Charlie Turner</b>						
1	11:08:52.598	<b>52.196</b>	+2.423	18.340	14.139	19.717
2	11:09:43.105	<b>50.507</b>	+0.734	17.268	13.546	19.693
3	11:10:32.884	<b>49.779</b>	+0.006	17.124	13.392	<b>19.263</b>
4	11:11:22.657	<b>49.773</b>		17.141	<b>13.362</b>	19.270
5	11:12:12.490	<b>49.833</b>	+0.060	17.122	13.394	19.317
6	11:13:02.275	<b>49.785</b>	+0.012	17.126	13.386	19.273
7	11:13:52.170	<b>49.895</b>	+0.122	17.142	13.424	19.329
8	11:14:42.133	<b>49.963</b>	+0.190	17.129	13.479	19.355
9	11:15:31.967	<b>49.834</b>	+0.061	17.106	13.414	19.314
10	11:16:21.853	<b>49.886</b>	+0.113	<b>17.090</b>	13.412	19.384
11	11:17:12.852	<b>50.999</b>	+1.226	17.143	13.437	20.419

<b>(244) Luke Knott</b>						
1	11:08:53.952	<b>53.154</b>	+3.541	19.434	14.237	19.483
2	11:09:43.826	<b>49.874</b>	+0.261	17.194	13.355	19.325
3	11:10:34.753	<b>50.927</b>	+1.314	17.582	13.738	19.607
4	11:11:24.532	<b>49.779</b>	+0.166	17.124	<b>13.328</b>	19.327
5	11:12:14.367	<b>49.835</b>	+0.222	17.131	13.393	19.311
6	11:13:03.980	<b>49.613</b>		17.092	13.335	<b>19.186</b>
7	11:13:53.653	<b>49.673</b>	+0.060	<b>16.989</b>	13.377	19.307
8	11:14:43.361	<b>49.708</b>	+0.095	17.033	13.394	19.281
9	11:15:33.076	<b>49.715</b>	+0.102	17.043	13.390	19.282
10	11:16:22.849	<b>49.773</b>	+0.160	17.036	13.349	19.388
11	11:17:12.917	<b>50.068</b>	+0.455	17.040	13.341	19.687

Lap	Time of Day	Lap Tm	Diff	S1 Tm	S2 Tm	S3 Tm
<b>(225) Constantin Schoell</b>						
1	11:08:54.363	<b>53.676</b>	+4.177	19.616	14.293	19.767
2	11:09:44.091	<b>49.728</b>	+0.229	17.214	13.305	19.209
3	11:10:34.861	<b>50.770</b>	+1.271	17.413	13.734	19.623
4	11:11:25.146	<b>50.285</b>	+0.786	17.477	13.503	19.305
5	11:12:14.645	<b>49.499</b>		<b>17.034</b>	13.296	<b>19.169</b>
6	11:13:04.306	<b>49.661</b>	+0.162	17.153	<b>13.258</b>	19.250
7	11:13:53.916	<b>49.610</b>	+0.111	17.044	13.312	19.254
8	11:14:43.519	<b>49.603</b>	+0.104	17.036	13.284	19.283
9	11:15:33.280	<b>49.761</b>	+0.262	17.122	13.348	19.291
10	11:16:22.972	<b>49.692</b>	+0.193	17.044	13.318	19.330
11	11:17:13.032	<b>50.060</b>	+0.561	17.132	13.314	19.614

<b>(261) Yaro Deckers</b>						
1	11:08:54.967	<b>53.502</b>	+3.645	19.406	13.979	20.117
2	11:09:44.903	<b>49.936</b>	+0.079	17.185	13.404	19.347
3	11:10:35.362	<b>50.459</b>	+0.602	17.161	13.875	19.423
4	11:11:25.678	<b>50.316</b>	+0.459	17.215	13.599	19.502
5	11:12:16.515	<b>50.837</b>	+0.980	17.132	14.096	19.609
6	11:13:06.372	<b>49.857</b>		17.121	<b>13.392</b>	<b>19.344</b>
7	11:13:56.933	<b>50.561</b>	+0.704	17.724	13.471	19.366
8	11:14:47.053	<b>50.120</b>	+0.263	17.174	13.538	19.408
9	11:15:37.422	<b>50.369</b>	+0.512	<b>17.113</b>	13.433	19.823
10	11:16:27.752	<b>50.330</b>	+0.473	17.191	13.465	19.674
11	11:17:18.568	<b>50.816</b>	+0.959	17.130	13.434	20.252

<b>(259) Anthony Fotia</b>						
1	11:08:54.568	<b>53.578</b>	+3.780	19.811	13.953	19.814
2	11:09:44.650	<b>50.082</b>	+0.284	17.220	13.504	19.358
3	11:10:36.696	<b>52.046</b>	+2.248	17.232	14.256	20.558
4	11:11:27.277	<b>50.581</b>	+0.783	17.734	13.469	19.378
5	11:12:17.667	<b>50.390</b>	+0.592	17.391	13.466	19.533
6	11:13:07.465	<b>49.798</b>		<b>17.096</b>	13.401	<b>19.301</b>
7	11:13:58.101	<b>50.636</b>	+0.838	17.211	13.912	19.493
8	11:14:48.006	<b>49.905</b>	+0.107	17.130	13.417	19.358
9	11:15:37.975	<b>49.969</b>	+0.171	17.142	13.403	19.424
10	11:16:28.074	<b>50.099</b>	+0.301	17.148	13.363	19.588
11	11:17:19.304	<b>51.230</b>	+1.432	17.226	<b>13.343</b>	20.661

<b>(310) Juuso Pykalainen</b>						
1	11:08:55.572	<b>54.479</b>	+4.680	20.028	14.175	20.276
2	11:09:45.620	<b>50.048</b>	+0.249	17.298	<b>13.294</b>	19.456
3	11:10:35.981	<b>50.361</b>	+0.562	17.227	13.468	19.666
4	11:11:25.872	<b>49.891</b>	+0.092	17.199	13.338	19.354
5	11:12:16.246	<b>50.374</b>	+0.575	17.222	13.681	19.471
6	11:13:06.175	<b>49.929</b>	+0.130	17.225	13.371	19.333
7	11:13:57.505	<b>51.330</b>	+1.531	18.425	13.585	19.320
8	11:14:47.304	<b>49.799</b>		17.194	13.342	<b>19.263</b>
9	11:15:37.538	<b>50.234</b>	+0.435	<b>17.177</b>	13.340	19.717
10	11:16:27.960	<b>50.422</b>	+0.623	17.297	13.375	19.750
11	11:17:19.508	<b>51.548</b>	+1.749	17.188	13.322	21.038

<b>(220) Abdullah Al Rawahi</b>						
1	11:08:55.723	<b>54.163</b>	+4.310	19.738	14.070	20.355
2	11:09:46.997	<b>51.274</b>	+1.421	17.891	13.613	19.770
3	11:10:37.229	<b>50.232</b>	+0.379	17.323	13.330	19.579
4	11:11:28.763	<b>51.534</b>	+1.681	17.563	14.023	19.948
5	11:12:18.866	<b>50.103</b>	+0.250	17.237	13.400	19.466
6	11:13:08.851	<b>49.985</b>	+0.132	17.250	13.392	19.343
7	11:13:58.828	<b>49.977</b>	+0.124	17.229	13.417	19.331
8	11:14:48.821	<b>49.993</b>	+0.140	17.334	13.393	<b>19.266</b>
9	11:15:38.674	<b>49.853</b>		17.231	<b>13.314</b>	19.308
10	11:16:28.844	<b>50.170</b>	+0.317	17.231	13.515	19.424
11	11:17:19.553	<b>50.709</b>	+0.856	<b>17.186</b>	13.413	20.110

<b>(277) Max Renberg</b>						
--------------------------	--	--	--	--	--	--







Rotax Euro Challenge 2014 Laghi/Italy

Rotax Seniors

Laghi / Italy 1,256 Km

Second Chance Heat

01.06.2014 10:50

Race (11 Laps) started at 11:08:00

Table with 13 columns: Lap, Time of Day, Lap Tm, Diff, S1 Tm, S2 Tm, S3 Tm. Rows 1-11 showing race data for two drivers.

(266) Christian Loft. Table with 13 columns: Lap, Time of Day, Lap Tm, Diff, S1 Tm, S2 Tm, S3 Tm. Rows 1-11.

(234) Julien Falchero. Table with 13 columns: Lap, Time of Day, Lap Tm, Diff, S1 Tm, S2 Tm, S3 Tm. Rows 1-11.

(305) Marco Mazzantini. Table with 13 columns: Lap, Time of Day, Lap Tm, Diff, S1 Tm, S2 Tm, S3 Tm. Rows 1-11.

(246) Maksim Shtotland. Table with 13 columns: Lap, Time of Day, Lap Tm, Diff, S1 Tm, S2 Tm, S3 Tm. Rows 1-11.

(255) Michael Cool. Table with 13 columns: Lap, Time of Day, Lap Tm, Diff, S1 Tm, S2 Tm, S3 Tm. Rows 1-11.

(322) Mirco Rossi. Table with 13 columns: Lap, Time of Day, Lap Tm, Diff, S1 Tm, S2 Tm, S3 Tm. Rows 1-11.

(257) Jack Constable. Table with 13 columns: Lap, Time of Day, Lap Tm, Diff, S1 Tm, S2 Tm, S3 Tm. Rows 1-11.

(324) Antoni Ptak. Table with 13 columns: Lap, Time of Day, Lap Tm, Diff, S1 Tm, S2 Tm, S3 Tm. Rows 1-11.

(233) Petr Shchekochikhin. Table with 13 columns: Lap, Time of Day, Lap Tm, Diff, S1 Tm, S2 Tm, S3 Tm. Rows 1-11.

(309) Maxence Laurent. Table with 13 columns: Lap, Time of Day, Lap Tm, Diff, S1 Tm, S2 Tm, S3 Tm. Rows 1-2.

Timekeeping M. Wagner: [Signature]

Clerk of the course Thomas Lainer:

www.mylaps.com

Steward Kris Lambrecht:

Chief Scrutineer Paul Klaassen:

Licensed to: Motorsport Events



# Rotax Euro Challenge 2014 Laghi/Italy

## Rotax Seniors

Laghi / Italy 1,256 Km

### Second Chance Heat

01.06.2014 10:50

### Race (11 Laps) started at 11:08:00

Lap	Time of Day	Lap Tm	Diff	S1 Tm	S2 Tm	S3 Tm
3	11:10:42.291	51.943	+1.538	17.631	14.060	20.252
4	11:11:32.791	50.500	+0.095	17.386	13.499	19.615
5	11:12:23.535	50.744	+0.339	17.517	13.590	19.637
6	11:13:14.155	50.620	+0.215	17.391	13.566	19.663
7	11:14:04.578	50.423	+0.018	17.266	13.542	19.615
8	11:14:55.004	50.426	+0.021	17.260	13.521	19.645
9	11:15:45.604	50.600	+0.195	17.252	13.479	19.869
10	11:16:36.196	50.592	+0.187	17.434	13.583	19.575
11	11:17:26.601	50.405		17.311	13.494	19.600

#### (316) Natalia Balbo

1	11:09:02.581	1:00.372	+10.660	27.208	13.644	19.520
2	11:09:52.621	50.040	+0.328	17.221	13.519	19.300
3	11:10:43.427	50.806	+1.094	17.082	13.411	20.313
4	11:11:35.132	51.705	+1.993	17.238	13.770	20.697
5	11:12:25.859	50.727	+1.015	17.144	13.502	20.081
6	11:13:16.470	50.611	+0.899	17.155	13.362	20.094
7	11:14:07.310	50.840	+1.128	17.541	13.731	19.568
8	11:14:57.150	49.840	+0.128	17.144	13.398	19.298
9	11:15:47.063	49.913	+0.201	17.070	13.352	19.491
10	11:16:37.004	49.941	+0.229	17.131	13.409	19.401
11	11:17:26.716	49.712		17.053	13.315	19.344

#### (320) Filippo Laghi

1	11:08:58.900	57.700	+7.928	20.653	15.898	21.149
2	11:09:50.445	51.545	+1.773	17.828	14.051	19.666
3	11:10:43.215	52.770	+2.998	17.328	14.518	20.924
4	11:11:34.588	51.373	+1.601	17.238	13.860	20.275
5	11:12:25.713	51.125	+1.353	17.526	13.569	20.030
6	11:13:16.365	50.652	+0.880	17.054	13.354	20.244
7	11:14:08.281	51.916	+2.144	17.770	13.901	20.245
8	11:14:58.372	50.091	+0.319	17.260	13.346	19.485
9	11:15:48.267	49.895	+0.123	17.140	13.382	19.373
10	11:16:38.039	49.772		17.093	13.400	19.279
11	11:17:28.539	50.500	+0.728	17.158	13.819	19.523

#### (274) Angelos Malandrinos

1	11:09:07.019	1:04.795	+14.837	23.167	21.765	19.863
2	11:09:57.478	50.459	+0.501	17.540	13.512	19.407
3	11:10:47.602	50.124	+0.166	17.298	13.443	19.383
4	11:11:37.768	50.166	+0.208	17.340	13.437	19.389
5	11:12:27.810	50.042	+0.084	17.220	13.435	19.387
6	11:13:17.857	50.047	+0.089	17.220	13.402	19.425
7	11:14:08.158	50.301	+0.343	17.194	13.334	19.773
8	11:14:58.637	50.479	+0.521	17.210	13.371	19.898
9	11:15:48.595	49.958		17.314	13.284	19.360
10	11:16:38.643	50.048	+0.090	17.227	13.393	19.428
11	11:17:30.308	51.665	+1.707	17.164	13.996	20.505

#### (219) Marie Bakken

1	11:09:01.927	1:00.035	+9.988	26.132	13.880	20.023
2	11:09:52.994	51.067	+1.020	17.750	13.856	19.461
3	11:10:43.662	50.668	+0.621	17.202	13.667	19.799
4	11:11:34.479	50.817	+0.770	17.402	13.544	19.871
5	11:12:24.916	50.437	+0.390	17.477	13.522	19.438
6	11:13:16.279	51.363	+1.316	17.094	14.038	20.231
7	11:14:07.531	51.252	+1.205	17.569	14.037	19.646
8	11:14:57.659	50.128	+0.081	17.163	13.579	19.386
9	11:15:47.706	50.047		17.217	13.410	19.420
10	11:16:37.883	50.177	+0.130	17.163	13.586	19.428
11	11:17:30.521	52.638	+2.591	17.136	14.983	20.519

#### (285) Cecile Martini

1	11:08:58.091	56.355	+5.983	21.186	14.572	20.597
2	11:09:50.109	52.018	+1.646	17.945	14.240	19.833
3	11:10:42.566	52.457	+2.085	17.568	14.279	20.610

Lap	Time of Day	Lap Tm	Diff	S1 Tm	S2 Tm	S3 Tm
4	11:11:33.932	51.366	+0.994	17.539	13.870	19.957
5	11:12:24.304	50.372		17.346	13.472	19.554
6	11:13:16.207	51.903	+1.531	17.498	13.830	20.575
7	11:14:08.488	52.281	+1.909	17.536	14.389	20.356
8	11:14:58.971	50.483	+0.111	17.328	13.452	19.703
9	11:15:50.147	51.176	+0.804	17.542	13.635	19.999

#### (318) Maximilian Schmitt

1	11:08:59.138	57.510	+7.177	23.622	13.820	20.068
2	11:09:50.577	51.439	+1.106	17.786	14.080	19.573
3	11:10:42.708	52.131	+1.798	17.470	14.434	20.227
4	11:11:34.116	51.408	+1.075	17.493	13.631	20.284
5	11:12:24.449	50.333		17.347	13.384	19.602

#### (267) Gavin Jonk

1	11:08:57.444	55.199	+5.114	20.800	14.342	20.057
2	11:09:47.529	50.085		17.267	13.380	19.438
3	11:10:38.095	50.566	+0.481	17.162	13.563	19.841
4	11:11:28.865	50.770	+0.685	17.277	13.616	19.877

#### (242) Tom Meijer

1	11:08:52.833	52.198	+1.423	19.025	13.444	19.729
2	11:09:43.608	50.775		17.304	13.327	20.144
3	11:10:36.616	53.008	+2.233	17.734	14.867	20.407
4	11:11:32.142	55.526	+4.751	17.775	16.084	21.667

Timekeeping M. Wagner:

Clerk of the course Thomas Lainer:

[www.mylaps.com](http://www.mylaps.com)

Steward Kris Lambrecht:

Chief Scrutineer Paul Klaassen:

Licensed to: Motorsport Events

Printed: 01.06.2014 11:19:36

posted at: h

Rotax Euro Challenge  
Class: Seniors  
Date/Time: 01.06.2014 12:20

Track: Casteletto / Italy  
Heat: Prefinal  
Laps: 13

Edition 1

Luke Knott	244	2nd Chance 5	17	Constantin Schoell	225	2nd Chance 6
	33				34	
Vincent Fraisse	258	2nd Chance 3	16	Charlie Turner	325	2nd Chance 4
	31				32	
Alessandro Trombelli	230	2nd Chance 1	15	Oliver Myers	207	2nd Chance 2
	29				30	
Sam Smelt	260	Points 47 Quali Rank 46	14	Glenn Rupp	252	Points 48 Quali Rank 36
	27				28	
Benjamin Bailly	292	Points 46 Quali Rank 39	13	Yannick De Brabander	301	Points 47 Quali Rank 33
	25				26	
Glenn Van Parijs	208	Points 43 Quali Rank 25	12	Petr Bezel	218	Points 43 Quali Rank 37
	23				24	
Philip Vollstedt	248	Points 40 Quali Rank 9	11	Tsujii Yuto	294	Points 41 Quali Rank 23
	21				22	
Ilari Pispanen	299	Points 37 Quali Rank 15	10	Oberg Viktor	286	Points 37 Quali Rank 34
	19				20	
Dries Vanthoor	249	Points 34 Quali Rank 6	9	Claman Demelo	302	Points 35 Quali Rank 12
	17				18	
Lars Lamborelle	222	Points 32 Quali Rank 7	8	Edward Tansley	241	Points 33 Quali Rank 13
	15				16	
Luke Varley	210	Points 31 Quali Rank 30	7	Tom Grice	223	Points 31 Quali Rank 32
	13				14	
Xavier Pozzoli	319	Points 27 Quali Rank 20	6	Aavo Talvar	238	Points 28 Quali Rank 21
	11				12	
Lukasz Bartoszuk	307	Points 24 Quali Rank 11	5	Josh White	227	Points 24 Quali Rank 18
	9				10	
Martin Mortensen	204	Points 19 Quali Rank 10	4	Nicolas Picot	228	Points 23 Quali Rank 19
	7				8	
Pierce Lehane	212	Points 10 Quali Rank 8	3	Brett Ward	289	Points 12 Quali Rank 3
	5				6	
Joseph Reilly	250	Points 4 Quali Rank 4	2	Edward Brand	205	Points 10 Quali Rank 5
	3				4	
Harry Webb	215	Points 0 Quali Rank 2	1	Guan Yu Zhou	303	Points 2 Quali Rank 1
	1				2	

Pole Position

Clerk of the course Thomas Lainer:  
Stewards (Chairman) Kris Lambrecht:

Scrutineer Paul Klaassen:  
Timekeeping M. Wagner:



# Rotax Euro Challenge 2014 Laghi/Italy

Rotax Seniors

Laghi / Italy 1,256 Km

Pre-Final **-NEW-**

01.06.2014 12:20

Race (13 Laps) started at 12:25:19

Pos	No.	Name	Nat.	Chassis	Race Team	Laps	Total Tm	Diff	Best Tm	In Lap	km/h	Points
1	215	Harry Webb	GBR	Tonykart	Strawberry Racing	13	10:44.189		49.327	9	91,666	34
2	303	Guan Yu Zhou	GBR	Tonykart	Strawberry Racing	13	10:45.183	0.994	49.350	4	91,623	33
3	250	Joseph Reilly	GBR	Tonykart	Strawberry Racing	13	10:45.590	1.401	49.388	11	91,553	32
4	212	Pierce Lehane	GBR	Alonso	Dan Holland Racing	13	10:46.733	2.544	49.461	5	91,417	31
5	289	Brett Ward	GBR	Alonso	Dan Holland Racing	13	10:47.202	3.013	49.373	6	91,580	30
6	205	Edward Brand	GBR	Intrepid	Intrepid Driver Program	13	10:48.805	4.616	49.462	12	91,416	29
7	222	Lars Lamborelle	NLD	tonykart	Strawberry Racing	13	10:51.606	7.417	49.641	13	91,086	28
8	319	Xavier Pozzoli	FRA	Kosmic	Sonic Racing Kart	13	10:52.450	8.261	49.635	13	91,097	27
9	227	Josh White	GBR	Tonykart	Coles Racing	13	10:52.961	8.772	49.545	9	91,262	26
10	228	Nicolas Picot	FRA	Sodikart	Kart Pro Racing	13	10:53.819	9.630	49.833	9	90,735	25
11	210	Luke Varley	GBR	Birel	KMS - Birel Motorsport	13	10:54.302	10.113	49.770	9	90,850	24
12	223	Tom Grice	GBR	Tonykart	Coles Racing	13	10:55.834	11.645	49.536	5	91,279	23
13	302	Claman Demelo	CAN	Intrepid	Intrepid Driver Program	13	10:57.279	13.090	49.653	13	91,064	22
14	286	Oberg Viktor	SWE	Gillard	PDB Racing Team	13	10:57.799	13.610	49.590	13	91,180	21
15	204	Martin Mortensen	DNK	Tonykart	RS Competition	13	10:58.454	14.265	49.860	11	90,686	20
16	208	Glenn Van Parijs	BEL	Tonykart	Bouvin Power	13	10:58.740	14.551	49.697	6	90,983	19
17	307	Lukasz Bartoszuk	POL	CRG	CRG S.P.A.	13	11:00.058	15.869	49.875	13	90,659	18
18	241	Edward Tansley	GBR	Tonykart	Coles Racing	13	11:01.564	17.375	49.705	6	90,969	17
19	258	Vincent Fraise	FRA	Sodikart	Sodikart	13	11:02.299	18.110	49.914	12	90,588	16
20	244	Luke Knott	GBR	Tonykart	RL Racing Dept UK Ltd	13	11:02.890	18.701	49.615	10	91,134	15
21	299	Ilari Pispanen	FIN	Birel	KMS - Birel Motorsport	13	11:04.026	19.837	49.828	6	90,744	14
22	225	Constantin Schoell	AUT	FA Kart	Dan Holland Racing	13	11:05.023	20.834	49.829	7	90,742	13
23	325	Charlie Turner	GBR	Tonykart	Protrain	13	11:05.855	21.666	49.911	8	90,593	12
24	252	Glenn Rupp	DEU	Tonykart	RS Competition	13	11:06.023	21.834	49.832	11	90,737	11
25	218	Petr Bezel	CZE	MS Kart	MS Kart Racing Team	13	11:07.110	22.921	50.070	8	90,306	10
26	260	Sam Smelt	GBR	Kosmic	Aim Motorsport	13	11:07.536	23.347	49.996	7	90,439	9
27	294	Tsujii Yuto	JPN	Alonso	Dan Holland Racing	13	11:07.895	23.706	49.933	9	90,553	8
28	230	Alessandro Trombelli	ITA		Sinergy Motorsport	13	11:08.923	24.734	49.737	12	90,910	7
29	292	Benjamin Bailly	BEL	Tonykart	RS Competition	13	11:11.500	27.311	49.983	9	90,463	6
30	248	Philip Vollstedt	DNK	Tonykart	RS Competition	13	11:26.884	42.695	49.694	7	90,989	5
31	238	Aavo Talvar	EST	Tonykart	Talvar Racing	8	6:46.918	5 Laps	49.762	5	90,865	4
32	301	Yannick De Brabander	BEL	CRG	CRG S.P.A.	8	6:55.006	5 Laps	50.200	6	90,072	3

Not classified


DQ	207	Oliver Myers	GBR	Tonykart	Coles Racing	13	11:03.670	DQ	49.615	6	91,134	0
DQ	249	Dries Vanthoor	NLD	FA Kart	Team TKP	13	11:22.164	DQ	49.861	8	90,684	0

Announcements

- These results are provisional until the conclusion of any judicial and technical matters!
- No. 292 warning board / time penalty 5 sec
- No. 230 warning board / time penalty 5 sec
- No. 249 excluded from prefinal not allowed to take part in the Final / unfair behaving
- No. 249 time penalty 10 sec. / unfair driving
- No. 207 excluded from prefinal not allowed to take part in the Final / technical non conformity

Margin of Victory	Ø km/h	Best Lap Tm	km/h	Best Lap by
0.994	91,248	49.327	91,666	215 - Harry Webb

Official Timing [www.rgmmc.com](http://www.rgmmc.com) Orbits

Timekeeping M. Wagner:  Clerk of the course Thomas Lainer: [www.mylaps.com](http://www.mylaps.com)  
 Steward Kris Lambrecht: Chief Scrutineer Paul Klaassen: Licensed to: Motorsport Events  
 Printed: 01.06.2014 13:57:50 posted at: h



# Rotax Euro Challenge 2014 Laghi/Italy

## Rotax Seniors

Laghi / Italy 1,256 Km

### Pre-Final

01.06.2014 12:20

### Race (13 Laps) started at 12:25:19

Lap	Time of Day	Lap Tm	Diff	S1 Tm	S2 Tm	S3 Tm
(215) Harry Webb						
1	12:26:10.615	<b>50.702</b>	+1.375	17.666	13.507	19.529
2	12:27:00.492	<b>49.877</b>	+0.550	17.095	13.383	19.399
3	12:27:50.067	<b>49.575</b>	+0.248	16.990	13.342	19.243
4	12:28:39.431	<b>49.364</b>	+0.037	16.929	13.282	19.153
5	12:29:28.917	<b>49.486</b>	+0.159	16.972	13.300	19.214
6	12:30:18.277	<b>49.360</b>	+0.033	16.927	13.289	19.144
7	12:31:07.714	<b>49.437</b>	+0.110	16.995	13.288	19.154
8	12:31:57.086	<b>49.372</b>	+0.045	16.982	13.248	<b>19.142</b>
9	12:32:46.413	<b>49.327</b>		<b>16.921</b>	<b>13.227</b>	19.179
10	12:33:35.774	<b>49.361</b>	+0.034	16.943	13.237	19.181
11	12:34:25.217	<b>49.443</b>	+0.116	16.972	13.272	19.199
12	12:35:14.608	<b>49.391</b>	+0.064	16.983	13.245	19.163
13	12:36:04.102	<b>49.494</b>	+0.167	16.986	13.262	19.246

Lap	Time of Day	Lap Tm	Diff	S1 Tm	S2 Tm	S3 Tm
(303) Guan Yu Zhou						
1	12:26:11.207	<b>51.183</b>	+1.833	17.966	13.527	19.690
2	12:27:00.994	<b>49.787</b>	+0.437	17.086	13.363	19.338
3	12:27:50.442	<b>49.448</b>	+0.098	16.970	13.291	19.187
4	12:28:39.792	<b>49.350</b>		<b>16.931</b>	<b>13.234</b>	19.185
5	12:29:29.226	<b>49.434</b>	+0.084	16.982	13.252	19.200
6	12:30:18.642	<b>49.416</b>	+0.066	16.963	13.271	<b>19.182</b>
7	12:31:08.054	<b>49.412</b>	+0.062	16.967	13.257	19.188
8	12:31:57.505	<b>49.451</b>	+0.101	16.979	13.274	19.198
9	12:32:47.034	<b>49.529</b>	+0.179	16.984	13.286	19.259
10	12:33:36.563	<b>49.529</b>	+0.179	17.042	13.235	19.252
11	12:34:26.035	<b>49.472</b>	+0.122	16.980	13.259	19.233
12	12:35:15.583	<b>49.548</b>	+0.198	16.999	13.283	19.266
13	12:36:05.096	<b>49.513</b>	+0.163	17.032	13.286	19.195

Lap	Time of Day	Lap Tm	Diff	S1 Tm	S2 Tm	S3 Tm
(250) Joseph Reilly						
1	12:26:11.435	<b>51.438</b>	+2.050	17.871	13.757	19.810
2	12:27:01.304	<b>49.869</b>	+0.481	17.183	13.365	19.321
3	12:27:50.964	<b>49.660</b>	+0.272	17.055	13.319	19.286
4	12:28:40.486	<b>49.522</b>	+0.134	17.024	13.291	19.207
5	12:29:30.022	<b>49.536</b>	+0.148	17.035	13.287	19.214
6	12:30:19.421	<b>49.399</b>	+0.011	17.052	13.281	<b>19.066</b>
7	12:31:08.859	<b>49.438</b>	+0.050	17.045	13.243	19.150
8	12:31:58.254	<b>49.395</b>	+0.007	17.022	13.252	19.121
9	12:32:47.720	<b>49.466</b>	+0.078	17.036	13.277	19.153
10	12:33:37.211	<b>49.491</b>	+0.103	17.058	13.232	19.201
11	12:34:26.599	<b>49.388</b>		16.994	13.247	19.147
12	12:35:16.057	<b>49.458</b>	+0.070	<b>16.990</b>	13.229	19.239
13	12:36:05.503	<b>49.446</b>	+0.058	17.045	<b>13.216</b>	19.185

Lap	Time of Day	Lap Tm	Diff	S1 Tm	S2 Tm	S3 Tm
(212) Pierce Lehane						
1	12:26:11.796	<b>51.407</b>	+1.946	17.930	13.612	19.865
2	12:27:01.757	<b>49.961</b>	+0.500	17.403	13.351	19.207
3	12:27:51.294	<b>49.537</b>	+0.076	17.024	13.266	19.247
4	12:28:40.858	<b>49.564</b>	+0.103	17.012	13.271	19.281
5	12:29:30.319	<b>49.461</b>		16.994	13.265	<b>19.202</b>
6	12:30:19.835	<b>49.516</b>	+0.055	17.008	13.284	19.224
7	12:31:09.315	<b>49.480</b>	+0.019	<b>16.993</b>	13.269	19.218
8	12:31:58.792	<b>49.477</b>	+0.016	17.001	13.254	19.222
9	12:32:48.346	<b>49.554</b>	+0.093	17.023	13.299	19.232
10	12:33:37.883	<b>49.537</b>	+0.076	17.035	<b>13.252</b>	19.250
11	12:34:27.466	<b>49.583</b>	+0.122	17.055	13.268	19.260
12	12:35:17.055	<b>49.589</b>	+0.128	17.077	13.281	19.231
13	12:36:06.646	<b>49.591</b>	+0.130	17.030	13.342	19.219

Lap	Time of Day	Lap Tm	Diff	S1 Tm	S2 Tm	S3 Tm
(289) Brett Ward						
1	12:26:11.907	<b>51.167</b>	+1.794	17.940	13.490	19.737
2	12:27:02.573	<b>50.666</b>	+1.293	17.521	13.593	19.552
3	12:27:52.301	<b>49.728</b>	+0.355	17.174	13.301	19.253
4	12:28:41.965	<b>49.664</b>	+0.291	17.108	13.253	19.303

Lap	Time of Day	Lap Tm	Diff	S1 Tm	S2 Tm	S3 Tm
5	12:29:31.344	<b>49.379</b>	+0.006	<b>16.951</b>	13.277	19.151
6	12:30:20.717	<b>49.373</b>		16.978	13.262	<b>19.133</b>
7	12:31:10.162	<b>49.445</b>	+0.072	16.969	13.295	19.181
8	12:31:59.557	<b>49.395</b>	+0.022	16.954	13.261	19.180
9	12:32:48.983	<b>49.426</b>	+0.053	17.017	<b>13.245</b>	19.164
10	12:33:38.426	<b>49.443</b>	+0.070	16.970	13.285	19.188
11	12:34:27.986	<b>49.560</b>	+0.187	17.004	13.349	19.207
12	12:35:17.506	<b>49.520</b>	+0.147	17.073	13.293	19.154
13	12:36:07.115	<b>49.609</b>	+0.236	17.026	13.298	19.285

Lap	Time of Day	Lap Tm	Diff	S1 Tm	S2 Tm	S3 Tm
(205) Edward Brand						
1	12:26:11.733	<b>51.411</b>	+1.949	17.835	13.694	19.882
2	12:27:02.503	<b>50.770</b>	+1.308	17.882	13.488	19.400
3	12:27:52.198	<b>49.695</b>	+0.233	17.093	13.357	19.245
4	12:28:42.083	<b>49.885</b>	+0.423	17.087	13.297	19.501
5	12:29:31.612	<b>49.529</b>	+0.067	17.057	13.300	19.172
6	12:30:21.091	<b>49.479</b>	+0.017	17.057	13.277	<b>19.145</b>
7	12:31:10.571	<b>49.480</b>	+0.018	17.081	<b>13.250</b>	19.149
8	12:32:00.047	<b>49.476</b>	+0.014	16.996	13.288	19.192
9	12:32:49.676	<b>49.629</b>	+0.167	17.044	13.313	19.272
10	12:33:39.470	<b>49.794</b>	+0.332	17.150	13.332	19.312
11	12:34:29.202	<b>49.732</b>	+0.270	17.089	13.291	19.352
12	12:35:18.664	<b>49.462</b>		17.007	13.282	19.173
13	12:36:08.718	<b>50.054</b>	+0.592	<b>16.971</b>	13.384	19.699

Lap	Time of Day	Lap Tm	Diff	S1 Tm	S2 Tm	S3 Tm
(222) Lars Lamborelle						
1	12:26:13.271	<b>52.020</b>	+2.379	18.785	13.615	19.620
2	12:27:03.612	<b>50.341</b>	+0.700	17.407	13.605	19.329
3	12:27:53.410	<b>49.798</b>	+0.157	17.143	13.380	19.275
4	12:28:43.848	<b>50.438</b>	+0.797	17.116	13.598	19.724
5	12:29:34.065	<b>50.217</b>	+0.576	17.088	13.650	19.479
6	12:30:23.808	<b>49.743</b>	+0.102	17.125	13.317	19.301
7	12:31:13.474	<b>49.666</b>	+0.025	17.113	13.323	19.230
8	12:32:03.136	<b>49.662</b>	+0.021	17.100	13.361	<b>19.201</b>
9	12:32:52.786	<b>49.650</b>	+0.009	17.111	13.310	19.229
10	12:33:42.453	<b>49.667</b>	+0.026	17.101	13.302	19.264
11	12:34:32.198	<b>49.745</b>	+0.104	17.095	13.338	19.312
12	12:35:21.878	<b>49.680</b>	+0.039	17.132	<b>13.292</b>	19.256
13	12:36:11.519	<b>49.641</b>		<b>17.068</b>	13.298	19.275

Lap	Time of Day	Lap Tm	Diff	S1 Tm	S2 Tm	S3 Tm
(319) Xavier Pozzoli						
1	12:26:13.139	<b>52.047</b>	+2.412	18.636	13.579	19.832
2	12:27:03.897	<b>50.758</b>	+1.123	17.411	13.879	19.468
3	12:27:54.126	<b>50.229</b>	+0.594	17.175	13.635	19.419
4	12:28:44.385	<b>50.259</b>	+0.624	17.100	13.317	19.842
5	12:29:34.405	<b>50.020</b>	+0.385	17.212	13.342	19.466
6	12:30:24.278	<b>49.873</b>	+0.238	17.154	13.335	19.384
7	12:31:13.984	<b>49.706</b>	+0.071	17.117	13.272	19.317
8	12:32:03.719	<b>49.735</b>	+0.100	<b>17.098</b>	13.289	19.348
9	12:32:53.411	<b>49.692</b>	+0.057	17.120	<b>13.258</b>	19.314
10	12:33:43.138	<b>49.727</b>	+0.092	17.100	13.268	19.359
11	12:34:32.920	<b>49.782</b>	+0.147	17.142	13.283	19.357
12	12:35:22.728	<b>49.808</b>	+0.173	17.125	13.326	19.357
13	12:36:12.363	<b>49.635</b>		17.104	13.263	<b>19.268</b>

Lap	Time of Day	Lap Tm	Diff	S1 Tm	S2 Tm	S3 Tm
(227) Josh White						
1	12:26:13.770	<b>52.589</b>	+3.044	18.732	13.824	20.033
2	12:27:04.162	<b>50.392</b>	+0.847	17.526	13.515	19.351
3	12:27:53.851	<b>49.689</b>	+0.144	17.075	13.370	<b>19.244</b>
4	12:28:44.082	<b>50.231</b>	+0.686	<b>16.946</b>	13.419	19.866
5	12:29:33.926	<b>49.844</b>	+0.299	17.029	13.403	19.412
6	12:30:23.951	<b>50.025</b>	+0.480	17.029	13.392	19.604
7	12:31:13.752	<b>49.801</b>	+0.256	17.099	13.340	19.362
8	12:32:03.584	<b>49.832</b>	+0.287	17.033	13.327	19.472
9	12:32:53.129	<b>49.545</b>		16.998	<b>13.250</b>	19.297
10	12:33:42.913	<b>49.784</b>	+0.239	17.018	13.293	19.473

Timekeeping M. Wagner:

Clerk of the course Thomas Lainer:

[www.mylaps.com](http://www.mylaps.com)

Steward Kris Lambrecht:

Chief Scrutineer Paul Klaassen:

Licensed to: Motorsport Events



# Rotax Euro Challenge 2014 Laghi/Italy

Rotax Seniors

Laghi / Italy 1,256 Km

Pre-Final

01.06.2014 12:20

Race (13 Laps) started at 12:25:19

Lap	Time of Day	Lap Tm	Diff	S1 Tm	S2 Tm	S3 Tm	Lap	Time of Day	Lap Tm	Diff	S1 Tm	S2 Tm	S3 Tm
11	12:34:33.071	50.158	+0.613	17.060	13.392	19.706	2	12:27:07.548	50.741	+1.151	17.644	13.492	19.605
12	12:35:23.132	50.061	+0.516	17.187	13.360	19.514	3	12:27:58.498	50.950	+1.360	17.628	13.711	19.611
13	12:36:12.874	49.742	+0.197	17.066	13.269	19.407	4	12:28:48.564	50.066	+0.476	17.286	13.324	19.456
<b>(228) Nicolas Picot</b>							5	12:29:38.321	49.757	+0.167	17.250	<b>13.256</b>	<b>19.251</b>
1	12:26:12.516	51.444	+1.611	18.240	13.583	19.621	6	12:30:28.182	49.861	+0.271	17.140	13.290	19.431
2	12:27:03.257	50.741	+0.908	17.718	13.449	19.574	7	12:31:18.114	49.932	+0.342	17.176	13.457	19.299
3	12:27:53.188	49.931	+0.098	17.192	13.356	19.383	8	12:32:07.912	49.798	+0.208	17.193	13.328	19.277
4	12:28:44.231	51.043	+1.210	17.184	13.809	20.050	9	12:32:58.678	50.766	+1.176	17.126	13.286	20.354
5	12:29:34.254	50.023	+0.190	17.181	13.351	19.491	10	12:33:48.685	50.007	+0.417	17.146	13.404	19.457
6	12:30:24.471	50.217	+0.384	17.165	13.417	19.635	11	12:34:38.332	49.647	+0.057	17.132	13.260	19.255
7	12:31:14.486	50.015	+0.182	17.229	13.321	19.465	12	12:35:28.122	49.790	+0.200	17.158	13.291	19.341
8	12:32:04.361	49.875	+0.042	17.118	13.361	19.396	13	12:36:17.712	<b>49.590</b>		<b>17.072</b>	13.265	19.253
9	12:32:54.194	<b>49.833</b>		17.125	<b>13.317</b>	19.391	<b>(204) Martin Mortensen</b>						
10	12:33:44.081	49.887	+0.054	17.096	13.361	19.430	1	12:26:12.011	51.331	+1.471	17.911	13.749	19.671
11	12:34:33.968	49.887	+0.054	17.133	13.346	19.408	2	12:27:02.757	50.746	+0.886	17.812	13.499	19.435
12	12:35:23.821	49.853	+0.020	17.148	13.327	19.378	3	12:27:52.972	50.215	+0.355	17.265	13.478	19.472
13	12:36:13.732	49.911	+0.078	17.130	13.344	19.437	4	12:28:44.880	51.908	+2.048	17.169	14.636	20.103
<b>(210) Luke Varley</b>							5	12:29:34.837	49.957	+0.097	17.215	13.412	19.330
1	12:26:14.021	52.851	+3.081	19.055	13.746	20.050	6	12:30:25.010	50.173	+0.313	17.328	13.428	19.417
2	12:27:05.087	51.066	+1.296	17.485	13.704	19.877	7	12:31:15.400	50.390	+0.530	17.203	13.448	19.739
3	12:27:55.093	50.006	+0.236	17.238	13.377	19.391	8	12:32:06.042	50.642	+0.782	17.217	13.688	19.737
4	12:28:45.373	50.280	+0.510	17.222	13.548	19.510	9	12:32:57.543	51.501	+1.641	17.257	14.626	19.618
5	12:29:35.374	50.001	+0.231	17.226	13.369	19.406	10	12:33:48.179	50.636	+0.776	17.324	13.942	19.370
6	12:30:25.224	49.850	+0.080	17.194	13.328	19.328	11	12:34:38.039	<b>49.860</b>		17.207	13.369	<b>19.284</b>
7	12:31:15.253	50.029	+0.259	17.219	13.342	19.468	12	12:35:28.367	50.328	+0.468	17.227	<b>13.352</b>	19.749
8	12:32:05.082	49.829	+0.059	17.131	13.337	19.361	13	12:36:18.367	50.000	+0.140	17.216	13.397	19.387
9	12:32:54.852	<b>49.770</b>		17.115	<b>13.291</b>	19.364	<b>(208) Glenn Van Parijs</b>						
10	12:33:44.716	49.864	+0.094	17.176	13.349	19.339	1	12:26:16.035	54.052	+4.355	19.868	13.747	20.437
11	12:34:34.551	49.835	+0.065	17.105	13.369	19.361	2	12:27:07.068	51.033	+1.336	17.477	13.443	20.113
12	12:35:24.369	49.818	+0.048	17.123	13.327	19.368	3	12:27:58.423	51.355	+1.658	17.303	14.172	19.880
13	12:36:14.215	49.846	+0.076	17.203	13.299	19.344	4	12:28:48.957	50.534	+0.837	17.708	13.394	19.432
<b>(223) Tom Grice</b>							5	12:29:39.443	50.486	+0.789	17.358	13.676	19.452
1	12:26:15.640	54.111	+4.575	19.468	14.432	20.211	6	12:30:29.140	<b>49.697</b>		17.156	13.259	19.282
2	12:27:05.915	50.275	+0.739	17.228	13.471	19.576	7	12:31:18.890	49.750	+0.053	17.191	13.305	<b>19.254</b>
3	12:27:56.335	50.420	+0.884	17.120	<b>13.280</b>	20.020	8	12:32:08.763	49.873	+0.176	17.264	13.315	19.294
4	12:28:46.399	50.064	+0.528	17.311	13.364	19.389	9	12:32:59.302	50.539	+0.842	17.155	13.289	20.095
5	12:29:35.935	<b>49.536</b>		17.065	13.281	<b>19.190</b>	10	12:33:49.174	49.872	+0.175	17.217	13.316	19.339
6	12:30:25.706	49.771	+0.235	17.073	13.318	19.380	11	12:34:39.149	49.975	+0.278	17.170	13.466	19.339
7	12:31:15.528	49.822	+0.286	17.081	13.309	19.432	12	12:35:28.876	49.727	+0.030	17.174	13.287	19.266
8	12:32:06.219	50.691	+1.155	17.231	13.457	20.003	13	12:36:18.653	49.777	+0.080	17.209	<b>13.239</b>	19.329
9	12:32:56.413	50.194	+0.658	17.250	13.542	19.402	<b>(307) Lukasz Bartoszuk</b>						
10	12:33:46.261	49.848	+0.312	17.103	13.395	19.350	1	12:26:13.003	51.999	+2.124	18.603	13.619	19.777
11	12:34:35.978	49.717	+0.181	17.092	13.313	19.312	2	12:27:04.651	51.648	+1.773	18.430	13.632	19.586
12	12:35:25.614	49.636	+0.100	17.045	13.294	19.297	3	12:27:54.891	50.240	+0.365	17.311	13.423	19.506
13	12:36:15.747	50.133	+0.597	17.213	13.392	19.528	4	12:28:45.601	50.710	+0.835	17.282	13.801	19.627
<b>(302) Claman Demelo</b>							5	12:29:35.685	50.084	+0.209	17.228	13.366	19.490
1	12:26:14.297	52.571	+2.918	19.029	13.761	19.781	6	12:30:26.109	50.424	+0.549	17.140	13.409	19.875
2	12:27:05.477	51.180	+1.527	17.470	14.193	19.517	7	12:31:16.013	49.904	+0.029	17.194	<b>13.292</b>	19.418
3	12:27:56.309	50.832	+1.179	17.242	13.361	20.229	8	12:32:06.752	50.739	+0.864	17.121	13.495	20.123
4	12:28:46.704	50.395	+0.742	17.723	13.350	19.322	9	12:32:58.229	51.477	+1.602	17.709	13.623	20.145
5	12:29:36.579	49.875	+0.222	17.216	13.324	19.335	10	12:33:48.962	50.733	+0.858	17.127	13.783	19.823
6	12:30:26.412	49.833	+0.180	17.184	13.339	19.310	11	12:34:39.400	50.438	+0.563	17.214	13.781	19.443
7	12:31:16.198	49.786	+0.133	17.161	13.308	19.317	12	12:35:30.096	50.696	+0.821	17.253	13.425	20.018
8	12:32:06.420	50.222	+0.569	17.136	13.356	19.730	13	12:36:19.971	<b>49.875</b>		17.127	13.351	<b>19.397</b>
9	12:32:57.689	51.269	+1.616	17.132	14.092	20.045	<b>(241) Edward Tansley</b>						
10	12:33:47.934	50.245	+0.592	17.249	13.650	19.346	1	12:26:16.357	54.714	+5.009	20.459	14.055	20.200
11	12:34:37.737	49.803	+0.150	17.121	13.314	19.368	2	12:27:07.394	51.037	+1.332	17.419	13.334	20.284
12	12:35:27.539	49.802	+0.149	17.186	13.319	19.297	3	12:27:58.691	51.297	+1.592	17.358	13.724	20.215
13	12:36:17.192	<b>49.653</b>		17.095	<b>13.274</b>	<b>19.284</b>	4	12:28:48.753	50.062	+0.357	17.255	13.388	19.419
<b>(286) Oberg Viktor</b>							5	12:29:38.849	50.096	+0.391	17.413	13.478	<b>19.205</b>
1	12:26:16.807	54.669	+5.079	20.013	14.438	20.218	6	12:30:28.554	<b>49.705</b>		17.142	13.282	19.281
							7	12:31:18.553	49.999	+0.294	17.191	13.269	19.539



# Rotax Euro Challenge 2014 Laghi/Italy

## Rotax Seniors

Laghi / Italy 1,256 Km

### Pre-Final

01.06.2014 12:20

### Race (13 Laps) started at 12:25:19

Lap	Time of Day	Lap Tm	Diff	S1 Tm	S2 Tm	S3 Tm
8	12:32:08.283	<b>49.730</b>	+0.025	17.150	13.270	19.310
9	12:32:59.913	<b>51.630</b>	+1.925	17.153	13.310	21.167
10	12:33:50.008	<b>50.095</b>	+0.390	17.224	13.535	19.336
11	12:34:39.743	<b>49.735</b>	+0.030	<b>17.086</b>	13.340	19.309
12	12:35:30.251	<b>50.508</b>	+0.803	17.159	<b>13.267</b>	20.082
13	12:36:21.477	<b>51.226</b>	+1.521	17.208	13.471	20.547

(258) Vincent Fraisse

1	12:26:16.520	<b>53.815</b>	+3.901	19.459	14.202	20.154
2	12:27:07.746	<b>51.226</b>	+1.312	17.791	13.741	19.694
3	12:27:58.986	<b>51.240</b>	+1.326	17.602	13.779	19.859
4	12:28:49.520	<b>50.534</b>	+0.620	17.311	13.570	19.653
5	12:29:40.761	<b>51.241</b>	+1.327	17.246	13.481	20.514
6	12:30:31.211	<b>50.450</b>	+0.536	17.416	13.594	19.440
7	12:31:21.148	<b>49.937</b>	+0.023	17.152	13.387	<b>19.398</b>
8	12:32:11.237	<b>50.089</b>	+0.175	17.146	13.460	19.483
9	12:33:02.175	<b>50.938</b>	+1.024	17.150	14.097	19.691
10	12:33:52.217	<b>50.042</b>	+0.128	17.222	13.395	19.425
11	12:34:42.161	<b>49.944</b>	+0.030	<b>17.131</b>	13.360	19.453
12	12:35:32.075	<b>49.914</b>		17.135	<b>13.318</b>	19.461
13	12:36:22.212	<b>50.137</b>	+0.223	17.136	13.399	19.602

(244) Luke Knott

1	12:26:17.947	<b>55.023</b>	+5.408	19.672	15.141	20.210
2	12:27:09.132	<b>51.185</b>	+1.570	17.677	14.022	19.486
3	12:27:59.775	<b>50.643</b>	+1.028	17.310	13.388	19.945
4	12:28:50.084	<b>50.309</b>	+0.694	17.089	13.349	19.871
5	12:29:40.240	<b>50.156</b>	+0.541	17.141	13.326	19.689
6	12:30:30.147	<b>49.907</b>	+0.292	17.151	13.355	19.401
7	12:31:19.839	<b>49.692</b>	+0.077	17.080	13.394	<b>19.218</b>
8	12:32:10.070	<b>50.231</b>	+0.616	17.094	13.380	19.757
9	12:33:03.030	<b>52.960</b>	+3.345	17.870	14.776	20.314
10	12:33:52.645	<b>49.615</b>		<b>16.991</b>	<b>13.306</b>	19.318
11	12:34:42.368	<b>49.723</b>	+0.108	17.059	13.341	19.323
12	12:35:32.255	<b>49.887</b>	+0.272	17.161	13.357	19.369
13	12:36:22.803	<b>50.548</b>	+0.933	17.191	13.389	19.968

(207) Oliver Myers

1	12:26:18.061	<b>54.930</b>	+5.315	19.764	14.918	20.248
2	12:27:08.731	<b>50.670</b>	+1.055	17.315	13.432	19.923
3	12:27:59.405	<b>50.674</b>	+1.059	17.148	13.534	19.992
4	12:28:49.654	<b>50.249</b>	+0.634	17.121	13.436	19.692
5	12:29:40.091	<b>50.437</b>	+0.822	17.315	13.360	19.762
6	12:30:29.706	<b>49.615</b>		17.088	13.296	19.231
7	12:31:19.343	<b>49.637</b>	+0.022	17.083	13.285	19.269
8	12:32:10.401	<b>51.058</b>	+1.443	17.190	13.341	20.527
9	12:33:00.944	<b>50.543</b>	+0.928	17.635	13.619	19.289
10	12:33:50.588	<b>49.644</b>	+0.029	<b>17.071</b>	13.343	<b>19.230</b>
11	12:34:40.265	<b>49.677</b>	+0.062	17.098	<b>13.278</b>	19.301
12	12:35:30.360	<b>50.095</b>	+0.480	17.174	13.287	19.634
13	12:36:23.583	<b>53.223</b>	+3.608	17.276	13.399	22.548

(299) Ilari Pisanen

1	12:26:15.338	<b>53.887</b>	+4.059	19.984	13.850	20.053
2	12:27:06.500	<b>51.162</b>	+1.334	17.336	13.943	19.883
3	12:27:57.064	<b>50.564</b>	+0.736	17.210	13.411	19.943
4	12:28:48.480	<b>51.416</b>	+1.588	17.578	13.541	20.297
5	12:29:39.215	<b>50.735</b>	+0.907	17.520	13.834	19.381
6	12:30:29.043	<b>49.828</b>		<b>17.107</b>	13.361	19.360
7	12:31:19.218	<b>50.175</b>	+0.347	17.435	<b>13.343</b>	19.397
8	12:32:09.925	<b>50.707</b>	+0.879	17.133	13.369	20.205
9	12:33:01.875	<b>51.950</b>	+2.122	18.269	13.954	19.727
10	12:33:51.762	<b>49.887</b>	+0.059	17.176	13.409	<b>19.302</b>
11	12:34:41.817	<b>50.055</b>	+0.227	17.203	13.520	19.332
12	12:35:31.735	<b>49.918</b>	+0.090	17.167	13.425	19.326
13	12:36:23.939	<b>52.204</b>	+2.376	17.149	13.411	21.644

Lap	Time of Day	Lap Tm	Diff	S1 Tm	S2 Tm	S3 Tm
-----	-------------	--------	------	-------	-------	-------

(225) Constantin Schoell

1	12:26:18.250	<b>54.874</b>	+5.045	19.629	14.964	20.281
2	12:27:09.025	<b>50.775</b>	+0.946	17.465	13.569	19.741
3	12:27:59.934	<b>50.909</b>	+1.080	17.299	13.419	20.191
4	12:28:50.556	<b>50.622</b>	+0.793	17.174	13.403	20.045
5	12:29:40.889	<b>50.333</b>	+0.504	17.236	13.443	19.654
6	12:30:31.990	<b>51.101</b>	+1.272	17.662	13.600	19.839
7	12:31:21.819	<b>49.829</b>		17.091	13.418	<b>19.320</b>
8	12:32:11.722	<b>49.903</b>	+0.074	17.161	<b>13.365</b>	19.377
9	12:33:03.302	<b>51.580</b>	+1.751	17.081	13.820	20.679
10	12:33:53.214	<b>49.912</b>	+0.083	17.193	13.370	19.349
11	12:34:43.897	<b>50.683</b>	+0.854	17.093	13.426	20.164
12	12:35:34.815	<b>50.918</b>	+1.089	17.385	13.417	20.116
13	12:36:24.936	<b>50.121</b>	+0.292	<b>17.060</b>	13.446	19.615

(325) Charlie Turner

1	12:26:18.942	<b>55.709</b>	+5.798	20.114	15.152	20.443
2	12:27:10.145	<b>51.203</b>	+1.292	17.344	13.879	19.980
3	12:28:01.044	<b>50.899</b>	+0.988	17.254	13.917	19.728
4	12:28:51.916	<b>50.872</b>	+0.961	17.353	13.768	19.751
5	12:29:41.894	<b>49.978</b>	+0.067	17.163	13.406	19.409
6	12:30:32.286	<b>50.392</b>	+0.481	17.206	13.429	19.757
7	12:31:22.457	<b>50.171</b>	+0.260	17.227	13.561	19.383
8	12:32:12.368	<b>49.911</b>		<b>17.124</b>	13.437	<b>19.350</b>
9	12:33:03.228	<b>50.860</b>	+0.949	17.178	13.412	20.270
10	12:33:53.759	<b>50.531</b>	+0.620	17.697	13.456	19.378
11	12:34:43.832	<b>50.073</b>	+0.162	17.169	<b>13.367</b>	19.537
12	12:35:34.957	<b>51.125</b>	+1.214	17.274	13.484	20.367
13	12:36:25.768	<b>50.811</b>	+0.900	17.217	13.519	20.075

(252) Glenn Rupp

1	12:26:18.667	<b>55.732</b>	+5.900	20.308	15.036	20.388
2	12:27:09.951	<b>51.284</b>	+1.452	17.379	14.011	19.894
3	12:28:00.799	<b>50.848</b>	+1.016	17.307	13.820	19.721
4	12:28:50.942	<b>50.143</b>	+0.311	<b>17.134</b>	<b>13.364</b>	19.645
5	12:29:41.038	<b>50.096</b>	+0.264	17.246	13.381	19.469
6	12:30:32.164	<b>51.126</b>	+1.294	17.714	13.491	19.921
7	12:31:22.614	<b>50.450</b>	+0.618	17.209	13.853	19.388
8	12:32:12.547	<b>49.933</b>	+0.101	17.164	13.388	19.381
9	12:33:03.621	<b>51.074</b>	+1.242	17.228	13.395	20.451
10	12:33:55.166	<b>51.545</b>	+1.713	17.503	13.859	20.183
11	12:34:44.998	<b>49.832</b>		17.171	13.383	<b>19.278</b>
12	12:35:35.101	<b>50.103</b>	+0.271	17.175	13.390	19.538
13	12:36:25.936	<b>50.835</b>	+1.003	17.234	13.456	20.145

(218) Petr Bezel

1	12:26:19.318	<b>56.696</b>	+6.626	20.502	15.289	20.905
2	12:27:10.503	<b>51.185</b>	+1.115	17.399	13.720	20.066
3	12:28:01.722	<b>51.219</b>	+1.149	17.280	13.826	20.113
4	12:28:52.348	<b>50.626</b>	+0.556	17.168	13.538	19.920
5	12:29:42.777	<b>50.429</b>	+0.359	17.462	13.462	19.505
6	12:30:32.881	<b>50.104</b>	+0.034	17.205	13.475	19.424
7	12:31:23.045	<b>50.164</b>	+0.094	17.186	13.494	19.484
8	12:32:13.115	<b>50.070</b>		17.180	13.498	<b>19.392</b>
9	12:33:03.724	<b>50.609</b>	+0.539	<b>17.161</b>	13.486	19.962
10	12:33:55.395	<b>51.671</b>	+1.601	17.553	13.624	20.494
11	12:34:46.516	<b>51.121</b>	+1.051	17.386	13.635	20.100
12	12:35:36.709	<b>50.193</b>	+0.123	17.230	<b>13.436</b>	19.527
13	12:36:27.023	<b>50.314</b>	+0.244	17.205	13.477	19.632

(260) Sam Smelt

1	12:26:17.229	<b>54.815</b>	+4.819	20.034	14.701	20.080
2	12:27:08.888	<b>51.659</b>	+1.663	17.555	13.831	20.273
3	12:28:01.819	<b>52.931</b>	+2.935	18.104	14.857	19.970
4	12:28:52.750	<b>50.931</b>	+0.935	17.330	13.792	19.809





# Rotax Euro Challenge 2014 Laghi/Italy

Rotax Seniors

Laghi / Italy 1,256 Km

Pre-Final

01.06.2014 12:20

Race (13 Laps) started at 12:25:19

Lap	Time of Day	Lap Tm	Diff	S1 Tm	S2 Tm	S3 Tm	Lap	Time of Day	Lap Tm	Diff	S1 Tm	S2 Tm	S3 Tm
5	12:29:43.721	<b>50.971</b>	+0.975	17.418	13.816	19.737	11	12:34:40.125	<b>49.961</b>	+0.100	17.204	13.348	19.409
6	12:30:33.747	<b>50.026</b>	+0.030	<b>17.242</b>	13.359	19.425	12	12:35:30.506	<b>50.381</b>	+0.520	17.126	13.341	19.914
7	12:31:23.743	<b>49.996</b>		17.295	13.373	<b>19.328</b>	13	12:36:32.077	<b>1:01.571</b>	+11.710	17.308	13.446	30.817
8	12:32:13.777	<b>50.034</b>	+0.038	17.245	13.350	19.439	<b>(248) Philip Vollandt</b>						
9	12:33:03.888	<b>50.111</b>	+0.115	17.266	13.406	19.439	1	12:26:16.621	<b>54.773</b>	+5.079	20.385	14.279	20.109
10	12:33:55.544	<b>51.656</b>	+1.660	17.610	13.598	20.448	2	12:27:07.234	<b>50.613</b>	+0.919	17.406	13.369	19.838
11	12:34:46.756	<b>51.212</b>	+1.216	17.480	<b>13.735</b>	19.997	3	12:27:57.346	<b>50.112</b>	+0.418	17.211	13.455	19.446
12	12:35:36.855	<b>50.099</b>	+0.103	17.333	<b>13.313</b>	19.453	4	12:28:50.850	<b>53.504</b>	+3.810	17.428	15.041	21.035
13	12:36:27.449	<b>50.594</b>	+0.598	17.274	13.411	19.909	5	12:29:41.345	<b>50.495</b>	+0.801	17.740	13.388	19.367
<b>(294) Tsujii Yuto</b>							6	12:30:58.139	<b>1:16.794</b>	+27.100	44.023	13.448	19.323
1	12:26:16.919	<b>54.466</b>	+4.533	19.884	14.449	20.133	7	12:31:47.833	<b>49.694</b>		17.041	13.382	19.271
2	12:27:08.272	<b>51.353</b>	+1.420	17.697	13.863	19.793	8	12:32:37.614	<b>49.781</b>	+0.087	17.050	13.377	19.354
3	12:28:06.274	<b>58.002</b>	+8.069	17.254	13.690	27.058	9	12:33:27.396	<b>49.782</b>	+0.088	17.119	13.393	<b>19.270</b>
4	12:28:56.558	<b>50.284</b>	+0.351	17.237	13.581	19.466	10	12:34:17.146	<b>49.750</b>	+0.056	<b>17.031</b>	13.372	19.347
5	12:29:46.744	<b>50.186</b>	+0.253	17.286	13.541	19.359	11	12:35:06.910	<b>49.764</b>	+0.070	17.113	<b>13.346</b>	19.305
6	12:30:36.726	<b>49.982</b>	+0.049	17.208	13.461	<b>19.313</b>	12	12:35:56.812	<b>49.902</b>	+0.208	17.132	13.404	19.366
7	12:31:26.780	<b>50.054</b>	+0.121	17.195	13.486	19.373	13	12:36:46.797	<b>49.985</b>	+0.291	17.142	13.455	19.388
8	12:32:16.795	<b>50.015</b>	+0.082	17.193	13.432	19.390	<b>(238) Aavo Talvar</b>						
9	12:33:06.728	<b>49.933</b>		17.140	13.445	19.348	1	12:26:14.499	<b>53.193</b>	+3.431	19.372	13.990	19.831
10	12:33:56.805	<b>50.077</b>	+0.144	17.127	13.542	19.408	2	12:27:06.621	<b>52.122</b>	+2.360	17.361	14.444	20.317
11	12:34:46.824	<b>50.019</b>	+0.086	<b>17.119</b>	13.493	19.407	3	12:27:56.890	<b>50.269</b>	+0.507	17.321	13.386	19.562
12	12:35:37.057	<b>50.233</b>	+0.300	17.477	<b>13.429</b>	19.327	4	12:28:47.005	<b>50.115</b>	+0.353	17.326	13.348	19.441
13	12:36:27.808	<b>50.751</b>	+0.818	17.227	13.432	20.092	5	12:29:36.767	<b>49.762</b>		<b>17.139</b>	<b>13.297</b>	19.326
<b>(230) Alessandro Trombelli</b>							6	12:30:26.643	<b>49.876</b>	+0.114	17.250	13.326	19.300
1	12:26:18.369	<b>55.739</b>	+6.002	19.884	14.904	20.951	7	12:31:16.442	<b>49.799</b>	+0.037	17.196	13.324	<b>19.279</b>
2	12:27:09.605	<b>51.236</b>	+1.499	17.522	14.090	19.624	8	12:32:06.831	<b>50.389</b>	+0.627	17.177	13.354	19.858
3	12:28:00.117	<b>50.512</b>	+0.775	17.510	13.530	19.472	<b>(301) Yannick De Brabander</b>						
4	12:28:50.439	<b>50.322</b>	+0.585	17.164	13.414	19.744	1	12:26:19.085	<b>56.297</b>	+6.097	20.113	15.499	20.685
5	12:29:40.714	<b>50.275</b>	+0.538	17.148	13.320	19.807	2	12:27:10.352	<b>51.267</b>	+1.067	17.342	13.942	19.983
6	12:30:31.695	<b>50.981</b>	+1.244	17.647	13.626	19.708	3	12:28:01.976	<b>51.624</b>	+1.424	17.190	13.925	20.509
7	12:31:21.474	<b>49.779</b>	+0.042	17.084	13.355	19.340	4	12:28:52.537	<b>50.561</b>	+0.361	17.306	13.564	19.691
8	12:32:11.429	<b>49.955</b>	+0.218	17.153	13.418	19.384	5	12:29:44.029	<b>51.492</b>	+1.292	17.702	14.065	19.725
9	12:33:03.421	<b>51.992</b>	+2.255	17.192	14.221	20.579	6	12:30:34.229	<b>50.200</b>		17.246	<b>13.430</b>	<b>19.524</b>
10	12:33:53.391	<b>49.970</b>	+0.233	17.285	13.383	19.302	7	12:31:24.458	<b>50.229</b>	+0.029	17.191	13.475	19.563
11	12:34:43.704	<b>50.313</b>	+0.576	17.077	13.484	19.752	8	12:32:14.919	<b>50.461</b>	+0.261	<b>17.133</b>	13.450	19.878
12	12:35:33.441	<b>49.737</b>		17.077	13.365	<b>19.295</b>							
13	12:36:23.836	<b>50.395</b>	+0.658	<b>17.042</b>	<b>13.295</b>	20.058							
<b>(292) Benjamin Bailly</b>													
1	12:26:15.950	<b>53.890</b>	+3.907	19.861	13.906	20.123							
2	12:27:06.975	<b>51.025</b>	+1.042	17.390	13.485	20.150							
3	12:28:00.914	<b>53.939</b>	+3.956	18.062	14.304	21.573							
4	12:28:52.861	<b>51.947</b>	+1.964	17.365	13.955	20.627							
5	12:29:43.989	<b>51.128</b>	+1.145	17.480	13.732	19.916							
6	12:30:34.522	<b>50.533</b>	+0.550	17.464	13.487	19.582							
7	12:31:24.640	<b>50.118</b>	+0.135	17.221	13.489	<b>19.408</b>							
8	12:32:14.707	<b>50.067</b>	+0.084	17.185	13.398	19.484							
9	12:33:04.690	<b>49.983</b>		17.183	<b>13.389</b>	19.411							
10	12:33:55.471	<b>50.781</b>	+0.798	<b>17.167</b>	13.475	20.139							
11	12:34:46.209	<b>50.738</b>	+0.755	17.395	13.679	19.664							
12	12:35:36.365	<b>50.156</b>	+0.173	17.168	13.461	19.527							
13	12:36:26.413	<b>50.048</b>	+0.065	17.173	13.406	19.469							
<b>(249) Dries Vanthoor</b>													
1	12:26:15.144	<b>53.809</b>	+3.948	19.748	14.131	19.930							
2	12:27:06.132	<b>50.988</b>	+1.127	17.313	13.793	19.882							
3	12:27:56.474	<b>50.342</b>	+0.481	17.250	13.547	19.545							
4	12:28:48.221	<b>51.747</b>	+1.886	18.040	13.863	19.844							
5	12:29:38.100	<b>49.879</b>	+0.018	17.156	13.397	19.326							
6	12:30:28.372	<b>50.272</b>	+0.411	17.156	13.433	19.683							
7	12:31:18.732	<b>50.360</b>	+0.499	17.184	13.374	19.802							
8	12:32:08.593	<b>49.861</b>		17.228	13.352	<b>19.281</b>							
9	12:32:59.682	<b>51.089</b>	+1.228	<b>17.098</b>	<b>13.333</b>	20.658							
10	12:33:50.164	<b>50.482</b>	+0.621	17.154	13.957	19.371							



Rotax Euro Challenge  
 Class: Seniors  
 Date/Time: 01.06.2014 15:00

Track: Casteletto / Italy  
 Heat: Final  
 Laps: 19

Edition 1

	Laps	Tm.		Laps	Tm.
			17		
Aavo Talvar	238	Laps 8 Tm. 6:46.918	16	Yannick De Brabander	Laps 8 Tm. 6:55.006
	31				32
Benjamin Bailly	292	Laps 13 Tm. 11:11.500	15	Philip Vollstedt	Laps 13 Tm. 11:26.884
	29				30
Tsujii Yuto	294	Laps 13 Tm. 11:07.895	14	Alessandro Trombelli	Laps 13 Tm. 11:08.923
	27				28
Petr Bezel	218	Laps 13 Tm. 11:07.110	13	Sam Smelt	Laps 13 Tm. 11:07.536
	25				26
Charlie Turner	325	Laps 13 Tm. 11:05.855	12	Glenn Rupp	Laps 13 Tm. 11:06.023
	23				24
Ilari Pispanen	299	Laps 13 Tm. 11:04.026	11	Constantin Schoell	Laps 13 Tm. 11:05.023
	21				22
Vincent Fraisse	258	Laps 13 Tm. 11:02.299	10	Luke Knott	Laps 13 Tm. 11:02.890
	19				20
Lukasz Bartoszuk	307	Laps 13 Tm. 11:00.058	9	Edward Tansley	Laps 13 Tm. 11:01.564
	17				18
Martin Mortensen	204	Laps 13 Tm. 10:58.454	8	Glenn Van Parijs	Laps 13 Tm. 10:58.740
	15				16
Claman Demelo	302	Laps 13 Tm. 10:57.279	7	Oberg Viktor	Laps 13 Tm. 10:57.799
	13				14
Luke Varley	210	Laps 13 Tm. 10:54.302	6	Tom Grice	Laps 13 Tm. 10:55.834
	11				12
Josh White	227	Laps 13 Tm. 10:52.961	5	Nicolas Picot	Laps 13 Tm. 10:53.819
	9				10
Lars Lamborelle	222	Laps 13 Tm. 10:51.606	4	Xavier Pozzoli	Laps 13 Tm. 10:52.450
	7				8
Brett Ward	289	Laps 13 Tm. 10:47.202	3	Edward Brand	Laps 13 Tm. 10:48.805
	5				6
Joseph Reilly	250	Laps 13 Tm. 10:45.590	2	Pierce Lehane	Laps 13 Tm. 10:46.733
	3				4
Harry Webb	215	Laps 13 Tm. 10:44.189	1	Guan Yu Zhou	Laps 13 Tm. 10:45.183
	1		Row		2

Pole Position

Clerk of the course Thomas Lainer:  
 Stewards (Chairman) Kris Lambrecht:

Scrutineer Paul Klaassen:  
 Timekeeping M. Wagner:



# Rotax Euro Challenge 2014 Laghi/Italy

Rotax Seniors

Laghi / Italy 1,256 Km

Final

**-NEW-**

01.06.2014 15:00

Race (19 Laps) started at 15:02:28

Pos	No.	Name	Nat.	Chassis	Race Team	Laps	Total Tm	Diff	Best Tm	In Lap	km/h	Points
1	215	Harry Webb	GBR	Tonykart	Strawberry Racing	19	15:48.727		49.645	10	91,079	55
2	212	Pierce Lehane	GBR	Alonso	Dan Holland Racing	19	15:57.162	8.435	49.824	5	90,751	52
3	289	Brett Ward	GBR	Alonso	Dan Holland Racing	19	15:59.142	10.415	49.818	16	90,762	50
4	210	Luke Varley	GBR	Birel	KMS - Birel Motorsport	19	15:59.605	10.878	49.899	9	90,615	49
5	319	Xavier Pozzoli	FRA	Kosmic	Sonic Racing Kart	19	15:59.809	11.082	49.905	6	90,604	48
6	223	Tom Grice	GBR	Tonykart	Coles Racing	19	16:00.019	11.292	49.924	14	90,570	47
7	286	Oberg Viktor	SWE	Gillard	PDB Racing Team	19	16:00.654	11.927	49.906	14	90,602	46
8	260	Sam Smelt	GBR	Kosmic	Aim Motorsport	19	16:01.854	13.127	50.013	9	90,408	45
9	252	Glenn Rupp	DEU	Tonykart	RS Competition	19	16:02.064	13.337	50.007	11	90,419	44
10	325	Charlie Turner	GBR	Tonykart	Protrain	19	16:02.933	14.206	50.049	8	90,343	43
11	238	Aavo Talvar	EST	Tonykart	Talvar Racing	19	16:03.722	14.995	49.782	10	90,828	42
12	205	Edward Brand	GBR	Intrepid	Intrepid Driver Program	19	16:03.970	15.243	50.019	6	90,398	41
13	292	Benjamin Bailly	BEL	Tonykart	RS Competition	19	16:04.535	15.808	49.927	9	90,564	40
14	208	Glenn Van Parijs	BEL	Tonykart	Bouvin Power	19	16:05.355	16.628	49.934	9	90,552	39
15	299	Ilari Pispänen	FIN	Birel	KMS - Birel Motorsport	19	16:08.232	19.505	49.981	5	90,466	38
16	302	Claman Demelo	CAN	Intrepid	Intrepid Driver Program	19	16:08.845	20.118	49.840	5	90,722	37
17	204	Martin Mortensen	DNK	Tonykart	RS Competition	19	16:11.699	22.972	49.991	9	90,448	36
18	218	Petr Bezel	CZE	MS Kart	MS Kart Racing Team	19	16:11.813	23.086	50.134	11	90,190	35
19	258	Vincent Fraise	FRA	Sodikart	Sodikart	19	16:12.540	23.813	50.239	9	90,002	34
20	301	Yannick De Brabander	BEL	CRG	CRG S.P.A.	19	16:12.904	24.177	49.976	5	90,475	33
21	250	Joseph Reilly	GBR	Tonykart	Strawberry Racing	19	16:13.559	24.832	49.780	6	90,832	32
22	248	Philip Vollstedt	DNK	Tonykart	RS Competition	19	16:13.696	24.969	49.979	11	90,470	31
23	227	Josh White	GBR	Tonykart	Coles Racing	19	16:14.110	25.383	50.253	6	89,977	30
24	294	Tsujii Yuto	JPN	Alonso	Dan Holland Racing	19	16:14.632	25.905	49.974	12	90,479	29
25	244	Luke Knott	GBR	Tonykart	RL Racing Dept UK Ltd	19	16:15.981	27.254	50.071	12	90,304	28
26	222	Lars Lamborelle	NLD	tonykart	Strawberry Racing	18	15:20.355	1 Lap	49.758	14	90,872	27
27	225	Constantin Schoell	AUT	FA Kart	Dan Holland Racing	18	16:06.031	1 Lap	50.060	3	90,324	26
28	307	Lukasz Bartoszek	POL	CRG	CRG S.P.A.	11	9:29.492	8 Laps	50.251	8	89,980	25
29	303	Guan Yu Zhou	GBR	Tonykart	Strawberry Racing	9	7:36.701	10 Laps	49.722	6	90,938	24
30	230	Alessandro Trombelli	ITA		Sinergy Motorsport	3	2:46.728	16 Laps	52.331	3	86,404	23
31	241	Edward Tansley	GBR	Tonykart	Coles Racing	3	2:50.291	16 Laps	51.146	3	88,406	22
32	228	Nicolas Picot	FRA	Sodikart	Kart Pro Racing		0.595	19 Laps		0	-	21

Not classified

DQ	207	Oliver Myers	GBR	Tonykart	Coles Racing			DQ		0	-	0
DQ	249	Dries Vanthoor	NLD	FA Kart	Team TKP			DQ		0	-	0

## Announcements

These results are provisional until the conclusion of any judicial and technical matters!

No. 241 + 222 + 303 warning board / time penalty 5 sec

No. 223 time penalty 3 sec. / leaving corridor

No. 205 time penalty 5 sec. / unfair driving

No. 302 time penalty 10 sec. / unfair driving

Margin of Victory	Ø km/h	Best Lap Tm	km/h	Best Lap by
8.435	90,553	49.645	91,079	215 - Harry Webb

Official Timing [www.rgmmc.com](http://www.rgmmc.com)

Orbits

Timekeeping M. Wagner:

Clerk of the course Thomas Lainer:

[www.mylaps.com](http://www.mylaps.com)

Steward Kris Lambrecht:

Chief Scrutineer Paul Klaassen:

Licensed to: Motorsport Events

Printed: 01.06.2014 17:31:41

posted at:

h



rgmmc.com



# Rotax Euro Challenge 2014 Laghi/Italy

Rotax Seniors

Laghi / Italy 1,256 Km

Final

01.06.2014 15:00

Race (19 Laps) started at 15:02:28

Lap	Time of Day	Lap Tm	Diff	S1 Tm	S2 Tm	S3 Tm	Lap	Time of Day	Lap Tm	Diff	S1 Tm	S2 Tm	S3 Tm
<b>(215) Harry Webb</b>													
1	15:03:19.555	<b>51.001</b>	+1.356	17.785	13.630	19.586	2	15:04:11.312	<b>50.565</b>	+0.546	17.584	13.458	19.523
2	15:04:09.896	<b>50.341</b>	+0.696	17.287	13.574	19.480	3	15:05:01.695	<b>50.383</b>	+0.364	17.206	13.444	19.733
3	15:05:00.024	<b>50.128</b>	+0.483	17.141	13.490	19.497	4	15:05:52.003	<b>50.308</b>	+0.289	17.226	13.452	19.630
4	15:05:49.896	<b>49.872</b>	+0.227	17.130	13.431	19.311	5	15:06:42.519	<b>50.516</b>	+0.497	17.392	13.743	19.381
5	15:06:39.634	<b>49.738</b>	+0.093	17.041	13.420	19.277	6	15:07:32.538	<b>50.019</b>		<b>17.127</b>	13.455	19.437
6	15:07:29.376	<b>49.742</b>	+0.097	17.033	13.395	19.314	7	15:08:22.598	<b>50.060</b>	+0.041	17.206	13.529	<b>19.325</b>
7	15:08:19.098	<b>49.722</b>	+0.077	17.044	13.394	19.284	8	15:09:12.720	<b>50.122</b>	+0.103	17.137	13.582	19.403
8	15:09:08.897	<b>49.799</b>	+0.154	17.093	13.422	19.284	9	15:10:02.768	<b>50.048</b>	+0.029	17.139	13.565	19.344
9	15:09:58.632	<b>49.735</b>	+0.090	17.109	13.395	<b>19.231</b>	10	15:10:52.962	<b>50.194</b>	+0.175	17.163	13.528	19.503
10	15:10:48.277	<b>49.645</b>		<b>17.031</b>	13.382	19.232	11	15:11:44.256	<b>51.294</b>	+1.275	17.165	13.976	20.153
11	15:11:38.017	<b>49.740</b>	+0.095	17.074	13.418	19.248	12	15:12:34.501	<b>50.245</b>	+0.226	17.171	13.492	19.582
12	15:12:27.799	<b>49.782</b>	+0.137	17.094	13.407	19.281	13	15:13:25.438	<b>50.937</b>	+0.918	17.141	13.475	20.321
13	15:13:17.477	<b>49.678</b>	+0.033	17.064	<b>13.356</b>	19.258	14	15:14:15.643	<b>50.205</b>	+0.186	17.333	13.505	19.367
14	15:14:07.262	<b>49.785</b>	+0.140	17.074	13.385	19.326	15	15:15:05.677	<b>50.034</b>	+0.015	17.163	13.469	19.402
15	15:14:57.125	<b>49.863</b>	+0.218	17.120	13.380	19.363	16	15:15:55.817	<b>50.140</b>	+0.121	17.210	<b>13.439</b>	19.491
16	15:15:46.943	<b>49.818</b>	+0.173	17.093	13.379	19.346	17	15:16:45.962	<b>50.145</b>	+0.126	17.190	13.483	19.472
17	15:16:36.747	<b>49.804</b>	+0.159	17.156	13.371	19.277	18	15:17:37.138	<b>51.176</b>	+1.157	17.190	13.683	20.303
18	15:17:26.845	<b>50.098</b>	+0.453	17.217	13.513	19.368	19	15:18:27.524	<b>50.386</b>	+0.367	17.229	13.487	19.670
19	15:18:17.281	<b>50.436</b>	+0.791	17.292	13.502	19.642	<b>(289) Brett Ward</b>						
<b>(212) Pierce Lehane</b>													
1	15:03:23.244	<b>54.525</b>	+4.701	19.035	14.970	20.520	1	15:03:20.810	<b>51.932</b>	+2.114	18.627	13.580	19.725
2	15:04:13.738	<b>50.494</b>	+0.670	17.311	13.469	19.714	2	15:04:11.017	<b>50.207</b>	+0.389	17.352	13.426	19.429
3	15:05:03.814	<b>50.076</b>	+0.252	17.182	13.478	19.416	3	15:05:01.540	<b>50.523</b>	+0.705	17.280	13.434	19.809
4	15:05:53.789	<b>49.975</b>	+0.151	<b>17.052</b>	13.420	19.503	4	15:05:52.078	<b>50.538</b>	+0.720	17.273	13.486	19.779
5	15:06:43.613	<b>49.324</b>		17.096	13.392	19.336	5	15:06:41.947	<b>49.869</b>	+0.051	<b>17.123</b>	<b>13.404</b>	19.342
6	15:07:33.511	<b>49.898</b>	+0.074	17.161	13.405	19.332	6	15:07:37.096	<b>55.149</b>	+5.331	<b>17.052</b>	13.422	24.675
7	15:08:23.456	<b>49.945</b>	+0.121	17.152	<b>13.381</b>	19.412	7	15:08:27.388	<b>50.292</b>	+0.474	17.244	13.508	19.540
8	15:09:13.633	<b>50.177</b>	+0.353	17.311	13.493	19.373	8	15:09:17.533	<b>50.145</b>	+0.327	17.335	13.455	19.355
9	15:10:03.517	<b>49.884</b>	+0.060	17.164	13.448	<b>19.272</b>	9	15:10:07.640	<b>50.107</b>	+0.289	17.202	13.525	19.380
10	15:10:53.432	<b>49.915</b>	+0.091	17.133	13.430	19.352	10	15:10:57.984	<b>50.344</b>	+0.526	17.202	13.453	19.689
11	15:11:43.862	<b>50.430</b>	+0.606	17.163	13.618	19.649	11	15:11:48.109	<b>50.125</b>	+0.307	17.205	13.445	19.475
12	15:12:33.939	<b>50.077</b>	+0.253	17.201	13.480	19.396	12	15:12:37.978	<b>49.869</b>	+0.051	17.117	13.410	19.342
13	15:13:24.037	<b>50.098</b>	+0.274	17.262	13.453	19.383	13	15:13:27.861	<b>49.883</b>	+0.065	17.094	13.417	19.372
14	15:14:14.068	<b>50.031</b>	+0.207	17.197	13.490	19.344	14	15:14:17.683	<b>49.822</b>	+0.004	17.159	13.426	<b>19.237</b>
15	15:15:04.035	<b>49.967</b>	+0.143	17.198	13.436	19.333	15	15:15:07.662	<b>49.979</b>	+0.161	17.223	13.423	19.333
16	15:15:54.099	<b>50.064</b>	+0.240	17.247	13.412	19.405	16	15:15:57.480	<b>49.818</b>		17.158	13.414	19.246
17	15:16:44.131	<b>50.032</b>	+0.208	17.183	13.451	19.398	17	15:16:47.360	<b>49.880</b>	+0.062	17.124	13.471	19.285
18	15:17:34.307	<b>50.176</b>	+0.352	17.211	13.449	19.516	18	15:17:37.484	<b>50.124</b>	+0.306	17.120	13.406	19.598
19	15:18:25.716	<b>51.409</b>	+1.585	17.352	13.522	20.535	19	15:18:27.696	<b>50.212</b>	+0.394	17.204	13.415	19.593
<b>(302) Claman Demelo</b>													
1	15:03:24.167	<b>54.489</b>	+4.649	19.529	14.067	20.893	<b>(210) Luke Varley</b>						
2	15:04:14.559	<b>50.392</b>	+0.552	17.303	13.700	19.389	1	15:03:23.565	<b>53.974</b>	+4.075	19.215	14.001	20.758
3	15:05:05.105	<b>50.546</b>	+0.706	<b>17.098</b>	13.511	19.937	2	15:04:14.152	<b>50.587</b>	+0.688	17.251	13.497	19.839
4	15:05:55.324	<b>50.219</b>	+0.379	17.314	13.391	19.514	3	15:05:04.512	<b>50.360</b>	+0.461	17.208	13.541	19.611
5	15:06:45.164	<b>49.840</b>		17.117	13.374	19.349	4	15:05:54.700	<b>50.188</b>	+0.289	17.177	13.426	19.585
6	15:07:35.046	<b>49.882</b>	+0.042	17.100	13.383	19.399	5	15:06:44.669	<b>49.969</b>	+0.070	17.200	13.457	<b>19.312</b>
7	15:08:24.900	<b>49.854</b>	+0.014	17.181	<b>13.365</b>	<b>19.308</b>	6	15:07:34.622	<b>49.953</b>	+0.054	<b>17.120</b>	13.401	19.432
8	15:09:14.783	<b>49.883</b>	+0.043	17.124	13.414	19.345	7	15:08:24.551	<b>49.929</b>	+0.030	17.173	<b>13.395</b>	19.361
9	15:10:04.694	<b>49.911</b>	+0.071	17.158	13.430	19.323	8	15:09:14.541	<b>49.990</b>	+0.091	17.176	13.430	19.384
10	15:10:54.752	<b>50.058</b>	+0.218	17.168	13.419	19.471	9	15:10:04.440	<b>49.899</b>		17.121	13.428	19.350
11	15:11:44.773	<b>50.021</b>	+0.181	17.151	13.422	19.448	10	15:10:54.456	<b>50.016</b>	+0.117	17.140	13.418	19.458
12	15:12:34.811	<b>50.038</b>	+0.198	17.197	13.440	19.401	11	15:11:44.476	<b>50.020</b>	+0.121	17.146	13.449	19.425
13	15:13:25.100	<b>50.289</b>	+0.449	17.190	13.450	19.649	12	15:12:34.630	<b>50.154</b>	+0.255	17.221	13.470	19.463
14	15:14:15.088	<b>49.988</b>	+0.148	17.204	13.423	19.361	13	15:13:25.390	<b>50.760</b>	+0.861	17.214	13.441	20.105
15	15:15:05.075	<b>49.987</b>	+0.147	17.224	13.405	19.358	14	15:14:15.351	<b>49.961</b>	+0.062	17.216	13.411	19.334
16	15:15:55.204	<b>50.129</b>	+0.289	17.310	13.427	19.392	15	15:15:05.411	<b>50.060</b>	+0.161	17.270	13.425	19.365
17	15:16:45.280	<b>50.076</b>	+0.236	17.210	13.455	19.411	16	15:15:55.530	<b>50.119</b>	+0.220	17.235	13.454	19.430
18	15:17:36.388	<b>51.108</b>	+1.268	17.279	14.075	19.754	17	15:16:45.731	<b>50.201</b>	+0.302	17.260	13.454	19.487
19	15:18:27.399	<b>51.011</b>	+1.171	17.416	13.549	20.046	18	15:17:37.813	<b>52.082</b>	+2.183	17.309	13.686	21.087
<b>(205) Edward Brand</b>													
1	15:03:20.747	<b>51.957</b>	+1.938	17.980	13.605	20.372	19	15:18:28.159	<b>50.346</b>	+0.447	17.254	13.436	19.656
<b>(319) Xavier Pozzoli</b>													
1	15:03:20.378	<b>51.506</b>	+1.601	18.084	13.596	19.826	1	15:03:20.378	<b>51.506</b>	+1.601	18.084	13.596	19.826
2	15:04:10.733	<b>50.355</b>	+0.450	17.297	13.506	19.552	2	15:04:10.733	<b>50.355</b>	+0.450	17.297	13.506	19.552
3	15:05:01.836	<b>51.103</b>	+1.198	17.196	13.453	20.454	3	15:05:01.836	<b>51.103</b>	+1.198	17.196	13.453	20.454
4	15:05:53.303	<b>51.467</b>	+1.562	17.277	14.435	19.755	4	15:05:53.303	<b>51.467</b>	+1.562	17.277	14.435	19.755

Timekeeping M. Wagner:

Clerk of the course Thomas Lainer:

www.mylaps.com

Steward Kris Lambrecht:

Chief Scrutineer Paul Klaassen:

Licensed to: Motorsport Events



# Rotax Euro Challenge 2014 Laghi/Italy

Rotax Seniors

Laghi / Italy 1,256 Km

Final

01.06.2014 15:00

Race (19 Laps) started at 15:02:28

Lap	Time of Day	Lap Tm	Diff	S1 Tm	S2 Tm	S3 Tm	Lap	Time of Day	Lap Tm	Diff	S1 Tm	S2 Tm	S3 Tm
5	15:06:43.310	<b>50.007</b>	+0.102	17.197	13.418	19.392	8	15:09:18.464	<b>50.097</b>	+0.084	17.220	13.403	19.474
6	15:07:33.215	<b>49.905</b>		17.171	<b>13.384</b>	<b>19.350</b>	9	15:10:08.477	<b>50.013</b>		17.207	13.449	<b>19.357</b>
7	15:08:23.401	<b>50.186</b>	+0.281	17.183	13.491	19.512	10	15:10:58.540	<b>50.063</b>	+0.050	<b>17.169</b>	13.454	19.440
8	15:09:13.831	<b>50.430</b>	+0.525	17.526	13.423	19.481	11	15:11:48.611	<b>50.071</b>	+0.058	<b>17.183</b>	13.422	19.466
9	15:10:03.871	<b>50.040</b>	+0.135	17.203	13.434	19.403	12	15:12:39.185	<b>50.574</b>	+0.561	17.489	13.689	19.396
10	15:10:53.866	<b>49.995</b>	+0.090	17.155	13.457	19.383	13	15:13:29.300	<b>50.115</b>	+0.102	17.249	13.450	19.416
11	15:11:44.061	<b>50.195</b>	+0.290	<b>17.140</b>	13.442	19.613	14	15:14:19.451	<b>50.151</b>	+0.138	17.271	13.469	19.411
12	15:12:34.222	<b>50.161</b>	+0.256	17.208	13.444	19.509	15	15:15:09.619	<b>50.168</b>	+0.155	17.265	13.468	19.435
13	15:13:24.313	<b>50.091</b>	+0.186	17.207	13.478	19.406	16	15:15:59.811	<b>50.192</b>	+0.179	17.292	13.442	19.458
14	15:14:14.369	<b>50.056</b>	+0.151	17.202	13.451	19.403	17	15:16:49.998	<b>50.187</b>	+0.174	17.276	13.472	19.439
15	15:15:04.809	<b>50.440</b>	+0.535	17.527	13.507	19.406	18	15:17:40.247	<b>50.249</b>	+0.236	17.270	13.419	19.560
16	15:15:54.988	<b>50.179</b>	+0.274	17.243	13.481	19.455	19	15:18:30.408	<b>50.161</b>	+0.148	17.272	<b>13.398</b>	19.491
17	15:16:45.105	<b>50.117</b>	+0.212	17.236	13.459	19.422							
18	15:17:36.325	<b>51.220</b>	+1.315	17.278	14.139	19.803							
19	15:18:28.363	<b>52.038</b>	+2.133	17.327	13.623	21.088							

(223) Tom Grice

1	15:03:21.695	<b>52.540</b>	+2.616	18.853	13.970	19.717
2	15:04:11.949	<b>50.254</b>	+0.330	17.312	13.509	19.433
3	15:05:02.477	<b>50.528</b>	+0.604	17.186	13.455	19.887
4	15:05:52.875	<b>50.398</b>	+0.474	17.315	13.550	19.533
5	15:06:42.974	<b>50.099</b>	+0.175	17.231	13.467	19.401
6	15:07:33.030	<b>50.056</b>	+0.132	17.173	<b>13.367</b>	19.516
7	15:08:23.092	<b>50.062</b>	+0.138	17.229	13.411	19.422
8	15:09:13.188	<b>50.096</b>	+0.172	17.245	13.380	19.471
9	15:10:03.119	<b>49.931</b>	+0.007	17.198	13.424	<b>19.309</b>
10	15:10:53.136	<b>50.017</b>	+0.093	<b>17.168</b>	13.435	19.414
11	15:11:43.546	<b>50.410</b>	+0.486	17.217	13.570	19.623
12	15:12:33.769	<b>50.223</b>	+0.299	17.286	13.458	19.479
13	15:13:23.858	<b>50.089</b>	+0.165	17.255	13.429	19.405
14	15:14:13.782	<b>49.924</b>		17.170	13.426	19.328
15	15:15:03.801	<b>50.019</b>	+0.095	17.189	13.393	19.437
16	15:15:53.813	<b>50.012</b>	+0.088	17.215	13.422	19.375
17	15:16:43.871	<b>50.058</b>	+0.134	17.239	13.412	19.407
18	15:17:34.138	<b>50.267</b>	+0.343	17.198	13.525	19.544
19	15:18:25.573	<b>51.435</b>	+1.511	17.303	13.632	20.500

(252) Glenn Rupp

1	15:03:25.202	<b>55.058</b>	+5.051	20.008	14.127	20.923
2	15:04:16.256	<b>51.054</b>	+1.047	17.368	13.604	20.082
3	15:05:06.994	<b>50.738</b>	+0.731	17.248	13.533	19.957
4	15:05:57.113	<b>50.119</b>	+0.112	<b>17.138</b>	13.543	19.438
5	15:06:47.985	<b>50.872</b>	+0.865	17.165	13.574	20.133
6	15:07:38.134	<b>50.149</b>	+0.142	17.299	13.469	19.381
7	15:08:28.491	<b>50.357</b>	+0.350	17.173	13.457	19.727
8	15:09:18.975	<b>50.484</b>	+0.477	17.413	13.490	19.581
9	15:10:09.003	<b>50.028</b>	+0.021	17.162	13.464	19.402
10	15:10:59.023	<b>50.020</b>	+0.013	17.199	13.425	19.396
11	15:11:49.030	<b>50.007</b>		17.211	13.442	<b>19.354</b>
12	15:12:39.344	<b>50.314</b>	+0.307	17.241	13.608	19.465
13	15:13:29.495	<b>50.151</b>	+0.144	17.266	13.505	19.380
14	15:14:19.663	<b>50.168</b>	+0.161	17.261	13.477	19.430
15	15:15:09.788	<b>50.125</b>	+0.118	17.233	13.444	19.448
16	15:16:00.050	<b>50.262</b>	+0.255	17.310	13.491	19.461
17	15:16:50.241	<b>50.191</b>	+0.184	17.270	13.432	19.489
18	15:17:40.447	<b>50.206</b>	+0.199	17.254	<b>13.421</b>	19.531
19	15:18:30.618	<b>50.171</b>	+0.164	17.312	13.461	19.398

(325) Charlie Turner

1	15:03:25.333	<b>54.724</b>	+4.675	19.747	14.234	20.743
2	15:04:16.765	<b>51.432</b>	+1.383	17.383	14.137	19.912
3	15:05:07.784	<b>51.019</b>	+0.970	17.252	13.744	20.023
4	15:05:57.861	<b>50.077</b>	+0.028	<b>17.139</b>	13.476	19.462
5	15:06:48.120	<b>50.259</b>	+0.210	17.167	13.498	19.594
6	15:07:39.129	<b>51.009</b>	+0.960	17.769	13.627	19.613
7	15:08:29.268	<b>50.139</b>	+0.090	17.183	13.476	19.480
8	15:09:19.317	<b>50.049</b>		17.186	13.474	19.389
9	15:10:09.484	<b>50.167</b>	+0.118	17.284	13.506	<b>19.377</b>
10	15:10:59.701	<b>50.217</b>	+0.168	17.195	13.525	19.497
11	15:11:49.828	<b>50.127</b>	+0.078	17.227	13.508	19.392
12	15:12:40.109	<b>50.281</b>	+0.232	17.187	13.502	19.592
13	15:13:30.328	<b>50.219</b>	+0.170	17.236	13.512	19.471
14	15:14:20.427	<b>50.099</b>	+0.050	17.161	13.480	19.458
15	15:15:10.567	<b>50.140</b>	+0.091	17.242	13.497	19.401
16	15:16:00.694	<b>50.127</b>	+0.078	17.195	13.515	19.417
17	15:16:50.820	<b>50.126</b>	+0.077	17.233	<b>13.448</b>	19.445
18	15:17:41.217	<b>50.397</b>	+0.348	17.207	13.469	19.721
19	15:18:31.487	<b>50.270</b>	+0.221	17.235	13.500	19.535

(286) Oberg Viktor

1	15:03:22.949	<b>53.561</b>	+3.655	19.193	13.927	20.441
2	15:04:14.006	<b>51.057</b>	+1.151	17.446	13.525	20.086
3	15:05:05.017	<b>51.011</b>	+1.105	17.254	13.729	20.028
4	15:05:55.880	<b>50.863</b>	+0.957	17.812	13.484	19.567
5	15:06:45.920	<b>50.040</b>	+0.134	17.234	13.389	19.417
6	15:07:36.109	<b>50.189</b>	+0.283	17.219	13.433	19.537
7	15:08:26.163	<b>50.054</b>	+0.148	17.237	13.430	19.387
8	15:09:16.184	<b>50.021</b>	+0.115	17.190	13.400	19.431
9	15:10:06.195	<b>50.011</b>	+0.105	17.234	13.414	19.363
10	15:10:56.309	<b>50.114</b>	+0.208	<b>17.181</b>	13.449	19.484
11	15:11:46.377	<b>50.068</b>	+0.162	17.270	13.414	19.384
12	15:12:36.612	<b>50.235</b>	+0.329	17.410	13.454	19.371
13	15:13:26.556	<b>49.944</b>	+0.038	17.242	13.405	<b>19.297</b>
14	15:14:16.462	<b>49.906</b>		17.199	<b>13.382</b>	19.325
15	15:15:06.526	<b>50.064</b>	+0.158	17.255	13.435	19.374
16	15:15:56.522	<b>49.996</b>	+0.090	17.236	13.409	19.351
17	15:16:46.470	<b>49.948</b>	+0.042	17.186	13.412	19.350
18	15:17:38.803	<b>52.333</b>	+2.427	17.202	13.383	21.748
19	15:18:29.208	<b>50.405</b>	+0.499	17.393	13.490	19.522

(238) Aavo Talvar

1	15:03:26.928	<b>55.407</b>	+5.625	19.647	15.035	20.725
2	15:04:20.252	<b>53.324</b>	+3.542	17.961	14.734	20.629
3	15:05:10.257	<b>50.005</b>	+0.223	17.165	13.371	19.469
4	15:06:00.628	<b>50.371</b>	+0.589	17.193	13.509	19.669
5	15:06:50.782	<b>50.154</b>	+0.372	17.123	13.559	19.472
6	15:07:41.345	<b>50.563</b>	+0.781	17.201	13.378	19.984
7	15:08:32.358	<b>51.013</b>	+1.231	17.916	13.416	19.681
8	15:09:22.301	<b>49.943</b>	+0.161	<b>17.077</b>	13.487	19.379
9	15:10:12.527	<b>50.226</b>	+0.444	17.330	13.529	19.367
10	15:11:02.309	<b>49.782</b>		17.165	13.406	<b>19.211</b>

(260) Sam Smelt

1	15:03:24.959	<b>54.559</b>	+4.546	19.431	14.312	20.816
2	15:04:16.117	<b>51.158</b>	+1.145	17.442	13.554	20.162
3	15:05:06.539	<b>50.422</b>	+0.409	17.253	13.436	19.733
4	15:05:56.557	<b>50.018</b>	+0.005	17.173	13.423	19.422
5	15:06:47.469	<b>50.912</b>	+0.899	17.356	13.614	19.942
6	15:07:37.498	<b>50.029</b>	+0.016	17.224	13.446	19.359
7	15:08:28.367	<b>50.869</b>	+0.856	17.193	13.507	20.169



# Rotax Euro Challenge 2014 Laghi/Italy

## Rotax Seniors

## Laghi / Italy 1,256 Km

### Final

01.06.2014 15:00

Race (19 Laps) started at 15:02:28

Lap	Time of Day	Lap Tm	Diff	S1 Tm	S2 Tm	S3 Tm	Lap	Time of Day	Lap Tm	Diff	S1 Tm	S2 Tm	S3 Tm
11	15:11:52.146	49.837	+0.055	17.111	13.437	19.289	14	15:14:21.575	50.129	+0.148	17.179	13.534	19.416
12	15:12:42.188	50.042	+0.260	17.146	13.566	19.330	15	15:15:11.697	50.122	+0.141	17.183	13.525	19.414
13	15:13:32.207	50.019	+0.237	17.117	13.389	19.513	16	15:16:01.825	50.128	+0.147	17.142	13.487	19.499
14	15:14:22.266	50.059	+0.277	17.368	13.395	19.296	17	15:16:51.950	50.125	+0.144	17.211	13.511	19.403
15	15:15:12.648	50.382	+0.600	17.158	13.559	19.665	18	15:17:46.211	54.261	+4.280	17.196	13.525	23.540
16	15:16:02.495	49.847	+0.065	17.149	13.375	19.323	19	15:18:36.786	50.575	+0.594	17.446	13.603	19.526
17	15:16:52.427	49.932	+0.150	17.133	13.359	19.440	<b>(204) Martin Mortensen</b>						
18	15:17:42.360	49.933	+0.151	17.160	13.391	19.382	1	15:03:24.235	54.356	+4.365	19.716	13.824	20.816
19	15:18:32.276	49.916	+0.134	17.253	13.374	19.289	2	15:04:26.100	1:01.865	+11.874	17.429	13.851	30.585
<b>(292) Benjamin Bailly</b>							3	15:05:16.141	50.041	+0.050	17.270	13.425	19.346
1	15:03:26.185	54.912	+4.985	19.414	14.887	20.611	4	15:06:06.187	50.046	+0.055	17.185	13.441	19.420
2	15:04:18.030	51.845	+1.918	17.467	14.784	19.594	5	15:06:56.191	50.004	+0.013	17.093	13.508	19.403
3	15:05:08.846	50.816	+0.889	17.312	13.435	20.069	6	15:07:46.210	50.019	+0.028	17.150	13.469	19.400
4	15:06:00.174	51.328	+1.401	17.352	13.509	20.467	7	15:08:36.214	50.004	+0.013	17.160	13.471	19.373
5	15:06:50.268	50.094	+0.167	17.251	13.425	19.418	8	15:09:26.385	50.171	+0.180	17.257	13.544	19.370
6	15:07:41.147	50.879	+0.952	17.186	13.366	20.327	9	15:10:16.376	49.991		17.226	13.408	19.357
7	15:08:31.496	50.349	+0.422	17.479	13.586	19.284	10	15:11:06.532	50.156	+0.165	17.178	13.446	19.532
8	15:09:21.699	50.203	+0.276	17.134	13.650	19.419	11	15:11:57.558	50.126	+1.035	17.579	13.967	19.480
9	15:10:11.626	49.927		17.057	13.507	19.363	12	15:12:47.639	50.081	+0.090	17.221	13.467	19.393
10	15:11:01.632	50.006	+0.079	17.093	13.558	19.355	13	15:13:37.665	50.026	+0.035	17.235	13.433	19.358
11	15:11:51.649	50.017	+0.090	17.123	13.492	19.402	14	15:14:27.841	50.176	+0.185	17.229	13.434	19.513
12	15:12:41.713	50.064	+0.137	17.107	13.497	19.460	15	15:15:17.964	50.123	+0.132	17.235	13.478	19.410
13	15:13:31.846	50.133	+0.206	17.196	13.439	19.498	16	15:16:08.219	50.255	+0.264	17.408	13.484	19.363
14	15:14:22.041	50.195	+0.268	17.253	13.468	19.474	17	15:16:58.859	50.640	+0.649	17.328	13.546	19.766
15	15:15:12.004	49.963	+0.036	17.215	13.420	19.328	18	15:17:49.845	50.986	+0.995	18.156	13.418	19.412
16	15:16:02.104	50.100	+0.173	17.205	13.500	19.395	19	15:18:40.253	50.408	+0.417	17.253	13.449	19.706
17	15:16:52.630	50.526	+0.599	17.230	13.539	19.757	<b>(218) Petr Bezel</b>						
18	15:17:42.872	50.242	+0.315	17.308	13.389	19.545	1	15:03:26.086	55.379	+5.245	19.904	14.583	20.892
19	15:18:33.089	50.217	+0.290	17.242	13.377	19.598	2	15:04:19.501	53.415	+3.281	17.382	16.119	19.914
<b>(208) Glenn Van Parijs</b>							3	15:05:09.663	50.162	+0.028	17.141	13.525	19.496
1	15:03:23.886	54.459	+4.525	19.310	14.175	20.974	4	15:06:00.435	50.772	+0.638	17.168	13.490	20.114
2	15:04:14.911	51.025	+1.091	17.438	14.033	19.554	5	15:06:50.691	50.256	+0.122	17.157	13.579	19.520
3	15:05:05.244	50.333	+0.399	17.274	13.478	19.581	6	15:07:41.433	50.742	+0.608	17.460	13.475	19.807
4	15:05:56.137	50.893	+0.959	17.476	13.716	19.701	7	15:08:33.360	51.927	+1.793	17.954	14.388	19.585
5	15:06:47.673	51.536	+1.602	17.646	13.813	20.077	8	15:09:23.740	50.380	+0.246	17.202	13.527	19.651
6	15:07:40.985	53.312	+3.378	18.661	13.484	21.167	9	15:10:14.999	51.259	+1.125	17.186	13.677	20.396
7	15:08:31.152	50.167	+0.233	17.297	13.451	19.419	10	15:11:05.698	50.699	+0.565	17.408	13.763	19.528
8	15:09:22.046	50.894	+0.960	17.351	13.900	19.643	11	15:11:55.832	50.134		17.179	13.513	19.442
9	15:10:11.980	49.934		17.184	13.399	19.351	12	15:12:46.027	50.195	+0.061	17.211	13.537	19.447
10	15:11:01.979	49.999	+0.065	17.208	13.435	19.356	13	15:13:36.291	50.264	+0.130	17.226	13.559	19.479
11	15:11:51.972	49.993	+0.059	17.238	13.375	19.380	14	15:14:26.482	50.191	+0.057	17.203	13.492	19.496
12	15:12:42.424	50.452	+0.518	17.170	13.856	19.426	15	15:15:16.688	50.206	+0.072	17.221	13.478	19.507
13	15:13:32.522	50.098	+0.164	17.245	13.404	19.449	16	15:16:07.193	50.505	+0.371	17.247	13.515	19.743
14	15:14:22.891	50.369	+0.435	17.542	13.512	19.315	17	15:16:58.760	51.567	+1.433	17.405	14.110	20.052
15	15:15:13.123	50.232	+0.298	17.261	13.470	19.501	18	15:17:49.488	50.728	+0.594	17.712	13.507	19.509
16	15:16:03.314	50.191	+0.257	17.328	13.447	19.416	19	15:18:40.367	50.879	+0.745	17.225	13.588	20.066
17	15:16:53.358	50.044	+0.110	17.195	13.426	19.423	<b>(258) Vincent Fraisse</b>						
18	15:17:43.822	50.464	+0.530	17.298	13.370	19.796	1	15:03:25.659	55.260	+5.021	19.973	14.623	20.664
19	15:18:33.909	50.087	+0.153	17.322	13.369	19.396	2	15:04:16.948	51.289	+1.050	17.497	13.865	19.927
<b>(299) Ilari Pispänen</b>							3	15:05:08.783	51.835	+1.596	17.281	13.640	20.914
1	15:03:25.444	54.929	+4.948	19.763	14.605	20.561	4	15:05:59.094	50.311	+0.072	17.215	13.529	19.567
2	15:04:16.493	51.049	+1.068	17.411	13.869	19.769	5	15:06:49.469	50.375	+0.136	17.251	13.538	19.586
3	15:05:08.639	52.146	+2.165	17.358	14.529	20.259	6	15:07:41.211	51.742	+1.503	17.241	13.485	21.016
4	15:05:58.629	49.990	+0.009	17.067	13.503	19.420	7	15:08:32.664	51.453	+1.214	17.628	13.753	20.072
5	15:06:48.610	49.981		17.170	13.436	19.375	8	15:09:22.957	50.293	+0.054	17.242	13.567	19.484
6	15:07:39.358	50.748	+0.767	17.550	13.533	19.665	9	15:10:13.196	50.239		17.198	13.524	19.517
7	15:08:29.436	50.078	+0.097	17.106	13.532	19.440	10	15:11:03.467	50.271	+0.032	17.256	13.507	19.508
8	15:09:19.570	50.134	+0.153	17.136	13.539	19.459	11	15:11:53.797	50.330	+0.091	17.230	13.522	19.578
9	15:10:09.867	50.297	+0.316	17.274	13.514	19.509	12	15:12:44.175	50.378	+0.139	17.282	13.611	19.485
10	15:10:59.916	50.049	+0.068	17.136	13.470	19.443	13	15:13:34.495	50.320	+0.081	17.188	13.569	19.563
11	15:11:50.208	50.292	+0.311	17.319	13.541	19.432	14	15:14:24.738	50.243	+0.004	17.160	13.532	19.551
12	15:12:40.373	50.165	+0.184	17.217	13.528	19.420	15	15:15:15.164	50.426	+0.187	17.250	13.503	19.673
13	15:13:31.446	51.073	+1.092	17.431	13.924	19.718	16	15:16:06.423	51.259	+1.020	17.376	13.969	19.914

Timekeeping M. Wagner:



Clerk of the course Thomas Lainer:

www.mylaps.com

Steward Kris Lambrecht:

Chief Scrutineer Paul Klaassen:

Licensed to: Motorsport Events



# Rotax Euro Challenge 2014 Laghi/Italy

Rotax Seniors

Laghi / Italy 1,256 Km

Final

01.06.2014 15:00

Race (19 Laps) started at 15:02:28

Lap	Time of Day	Lap Tm	Diff	S1 Tm	S2 Tm	S3 Tm	Lap	Time of Day	Lap Tm	Diff	S1 Tm	S2 Tm	S3 Tm
17	15:16:57.979	51.556	+1.317	17.341	13.837	20.378							
18	15:17:48.952	50.973	+0.734	17.306	13.663	20.004							
19	15:18:41.094	52.142	+1.903	17.371	14.914	19.857							
(301) Yannick De Brabander							(227) Josh White						
1	15:03:25.871	55.139	+5.163	19.706	14.791	20.642	1	15:03:28.256	59.050	+8.797	18.885	14.183	25.982
2	15:04:17.424	51.553	+1.577	17.319	13.785	20.449	2	15:04:19.719	51.463	+1.210	17.392	14.131	19.940
3	15:05:09.017	51.593	+1.617	17.160	13.911	20.522	3	15:05:10.139	50.420	+0.167	17.332	13.542	19.546
4	15:06:00.066	51.049	+1.073	17.337	13.485	20.227	4	15:06:00.945	50.806	+0.553	17.156	13.752	19.898
5	15:06:50.042	49.976		17.155	13.455	19.366	5	15:06:51.542	50.597	+0.344	17.320	13.596	19.681
6	15:07:41.313	51.271	+1.295	17.132	13.484	20.655	6	15:07:41.795	50.253		17.201	13.442	19.610
7	15:08:33.607	52.294	+2.318	17.829	14.862	19.603	7	15:08:32.945	51.150	+0.897	17.785	13.753	19.612
8	15:09:24.028	50.421	+0.445	17.240	13.503	19.678	8	15:09:24.171	51.226	+0.973	17.223	13.781	20.222
9	15:10:14.743	50.715	+0.739	17.162	13.624	19.929	9	15:10:15.145	50.974	+0.721	17.626	13.518	19.830
10	15:11:05.133	50.390	+0.414	17.350	13.603	19.437	10	15:11:06.318	51.173	+0.920	17.457	13.878	19.838
11	15:11:55.206	50.073	+0.097	17.176	13.455	19.442	11	15:11:56.785	50.467	+0.214	17.371	13.589	19.507
12	15:12:45.414	50.208	+0.232	17.167	13.531	19.510	12	15:12:47.053	50.268	+0.015	17.184	13.554	19.530
13	15:13:35.703	50.289	+0.313	17.185	13.509	19.595	13	15:13:37.422	50.369	+0.116	17.235	13.587	19.547
14	15:14:25.873	50.170	+0.194	17.173	13.491	19.506	14	15:14:28.066	50.644	+0.391	17.206	13.537	19.901
15	15:15:16.149	50.276	+0.300	17.253	13.537	19.486	15	15:15:18.524	50.458	+0.205	17.294	13.566	19.598
16	15:16:06.932	50.783	+0.807	17.216	13.601	19.966	16	15:16:08.912	50.388	+0.135	17.266	13.521	19.601
17	15:16:58.156	51.224	+1.248	17.249	13.715	20.260	17	15:16:59.431	50.519	+0.266	17.266	13.581	19.672
18	15:17:49.129	50.973	+0.997	17.335	13.600	20.038	18	15:17:51.573	52.142	+1.889	18.503	13.778	19.861
19	15:18:41.458	52.329	+2.353	17.342	15.356	19.631	19	15:18:42.664	51.091	+0.838	18.043	13.542	19.506
(250) Joseph Reilly							(294) Tsujii Yuto						
1	15:03:19.877	51.235	+1.455	17.965	13.608	19.662	1	15:03:26.644	55.449	+5.475	19.640	15.265	20.544
2	15:04:10.453	50.576	+0.796	17.387	13.578	19.611	2	15:04:18.603	51.959	+1.985	17.808	14.616	19.535
3	15:05:00.756	50.303	+0.523	17.232	13.491	19.580	3	15:05:09.118	50.515	+0.541	17.215	13.481	19.819
4	15:05:50.768	50.012	+0.232	17.185	13.481	19.346	4	15:06:00.734	51.616	+1.642	17.371	13.498	20.747
5	15:06:40.667	49.899	+0.119	17.075	13.436	19.388	5	15:06:51.848	51.114	+1.140	17.356	13.908	19.850
6	15:07:30.447	49.780		17.123	13.394	19.263	6	15:07:41.990	50.142	+0.168	17.217	13.553	19.372
7	15:08:20.275	49.828	+0.048	17.082	13.451	19.295	7	15:08:33.096	51.106	+1.132	17.697	13.861	19.548
8	15:09:10.104	49.829	+0.049	17.097	13.445	19.287	8	15:09:23.522	50.426	+0.452	17.206	13.551	19.669
9	15:09:59.903	49.799	+0.019	17.084	13.432	19.283	9	15:10:14.614	51.092	+1.118	17.243	13.916	19.933
10	15:10:56.225	56.322	+6.542	17.139	13.426	25.757	10	15:11:04.669	50.055	+0.081	17.233	13.489	19.333
11	15:11:48.396	52.171	+2.391	18.082	13.800	20.289	11	15:11:54.767	50.098	+0.124	17.200	13.530	19.368
12	15:12:40.021	51.625	+1.845	17.623	14.195	19.807	12	15:12:44.741	49.974		17.125	13.492	19.357
13	15:13:32.132	52.111	+2.331	17.714	14.373	20.024	13	15:13:34.757	50.016	+0.042	17.201	13.494	19.321
14	15:14:23.756	51.624	+1.844	17.848	14.034	19.742	14	15:14:24.865	50.108	+0.134	17.215	13.492	19.401
15	15:15:14.920	51.164	+1.384	17.807	13.619	19.738	15	15:15:15.319	50.454	+0.480	17.456	13.500	19.498
16	15:16:06.129	51.209	+1.429	17.512	13.860	19.837	16	15:16:07.093	51.774	+1.800	17.571	13.956	20.247
17	15:16:58.704	52.575	+2.795	17.526	14.625	20.424	17	15:16:58.647	51.554	+1.580	17.654	13.828	20.072
18	15:17:50.967	52.263	+2.483	19.041	13.583	19.639	18	15:17:51.754	53.107	+3.133	19.388	14.091	19.628
19	15:18:42.113	51.146	+1.366	17.558	13.667	19.921	19	15:18:43.186	51.432	+1.458	18.307	13.520	19.605
(248) Philip Vollstedt							(244) Luke Knott						
1	15:03:26.468	55.794	+5.815	20.139	14.908	20.747	1	15:03:24.789	54.928	+4.857	19.837	14.289	20.802
2	15:04:20.599	54.131	+4.152	17.746	15.275	21.110	2	15:04:15.877	51.088	+1.017	17.417	13.586	20.085
3	15:05:11.040	50.441	+0.462	17.467	13.561	19.413	3	15:05:06.750	50.873	+0.802	17.312	13.497	20.064
4	15:06:01.340	50.300	+0.321	17.238	13.471	19.591	4	15:05:56.901	50.151	+0.080	17.224	13.491	19.436
5	15:06:51.769	50.429	+0.450	17.398	13.430	19.601	5	15:06:47.808	50.907	+0.836	17.201	13.619	20.087
6	15:07:42.425	50.656	+0.677	17.196	13.832	19.628	6	15:07:40.914	53.106	+3.035	17.925	13.642	21.539
7	15:08:33.910	51.485	+1.506	17.450	14.272	19.763	7	15:08:31.939	51.025	+0.954	17.516	13.981	19.528
8	15:09:24.290	50.380	+0.401	17.242	13.477	19.661	8	15:09:22.170	50.231	+0.160	17.175	13.539	19.517
9	15:10:14.815	50.525	+0.546	17.278	13.457	19.790	9	15:10:12.459	50.289	+0.218	17.240	13.550	19.499
10	15:11:06.107	51.292	+1.313	17.462	14.086	19.744	10	15:11:02.951	50.492	+0.421	17.450	13.599	19.443
11	15:11:56.086	49.979		17.155	13.403	19.421	11	15:11:53.353	50.402	+0.331	17.161	13.648	19.593
12	15:12:46.403	50.317	+0.338	17.352	13.474	19.491	12	15:12:43.424	50.071		17.167	13.501	19.403
13	15:13:36.622	50.219	+0.240	17.274	13.506	19.439	13	15:13:33.601	50.177	+0.106	17.199	13.558	19.420
14	15:14:26.710	50.088	+0.109	17.207	13.444	19.437	14	15:14:23.897	50.296	+0.225	17.179	13.637	19.480
15	15:15:17.070	50.360	+0.381	17.348	13.539	19.473	15	15:15:15.081	51.184	+1.113	17.794	13.657	19.733
16	15:16:07.479	50.409	+0.430	17.284	13.523	19.602	16	15:16:06.580	51.499	+1.428	17.674	13.891	19.934
17	15:16:59.022	51.543	+1.564	17.528	13.819	20.196	17	15:16:58.628	52.048	+1.977	17.306	13.825	20.917
18	15:17:51.149	52.127	+2.148	18.832	13.716	19.579	18	15:17:51.638	53.010	+2.939	19.493	13.877	19.640
19	15:18:42.250	51.101	+1.122	17.577	13.633	19.891	19	15:18:44.535	52.897	+2.826	19.670	13.593	19.634
(222) Lars Lamborelle													
							1	15:03:22.051	53.081	+3.323	18.867	14.439	19.775



# Rotax Euro Challenge 2014 Laghi/Italy

Rotax Seniors

Laghi / Italy 1,256 Km

Final

01.06.2014 15:00

Race (19 Laps) started at 15:02:28

Lap	Time of Day	Lap Tm	Diff	S1 Tm	S2 Tm	S3 Tm	Lap	Time of Day	Lap Tm	Diff	S1 Tm	S2 Tm	S3 Tm
2	15:04:12.205	50.154	+0.396	17.318	13.482	19.354	(241) Edward Tansley						
3	15:05:02.184	49.979	+0.221	17.184	13.421	19.374	1	15:03:25.976	56.173	+5.027	19.237	14.111	22.825
4	15:05:52.346	50.162	+0.404	17.086	13.771	19.305	2	15:04:22.699	56.723	+5.577	18.075	18.404	20.244
5	15:06:42.182	49.836	+0.078	17.190	13.448	19.198	3	15:05:13.845	51.146		17.760	13.664	19.722
6	15:07:37.032	54.850	+5.092	17.140	13.378	24.332							
7	15:08:27.281	50.249	+0.491	17.173	13.569	19.507							
8	15:09:17.375	50.094	+0.336	17.293	13.450	19.351							
9	15:10:07.473	50.098	+0.340	17.233	13.540	19.325							
10	15:10:57.624	50.151	+0.393	17.228	13.487	19.436							
11	15:11:47.633	50.009	+0.251	17.192	13.442	19.375							
12	15:12:37.531	49.898	+0.140	17.142	13.446	19.310							
13	15:13:27.423	49.892	+0.134	17.158	13.422	19.312							
14	15:14:17.181	49.758		17.136	13.382	19.240							
15	15:15:07.082	49.901	+0.143	17.256	13.362	19.283							
16	15:15:56.991	49.909	+0.151	17.210	13.470	19.229							
17	15:16:47.054	50.063	+0.305	17.141	13.485	19.437							
18	15:17:43.909	56.855	+7.097	17.136	13.364	26.355							

(225) Constantin Schoell						
Lap	Time of Day	Lap Tm	Diff	S1 Tm	S2 Tm	S3 Tm
1	15:03:24.563	54.600	+4.540	19.725	14.109	20.766
2	15:04:15.778	51.215	+1.155	17.497	13.580	20.138
3	15:05:05.838	50.060		17.143	13.456	19.461
4	15:05:56.270	50.432	+0.372	17.257	13.517	19.658
5	15:06:46.333	50.063	+0.003	17.247	13.430	19.386
6	15:07:36.813	50.480	+0.420	17.158	13.454	19.868
7	15:08:28.217	51.404	+1.344	17.174	14.143	20.087
8	15:09:19.110	50.893	+0.833	17.146	13.501	20.246
9	15:10:09.316	50.206	+0.146	17.264	13.508	19.434
10	15:11:50.401	1:41.085	+51.025	1:07.445	14.196	19.444
11	15:12:40.570	50.169	+0.109	17.234	13.470	19.465
12	15:13:31.660	51.090	+1.030	17.343	14.014	19.733
13	15:14:21.843	50.183	+0.123	17.192	13.446	19.545
14	15:15:12.889	51.046	+0.986	17.218	13.829	19.999
15	15:16:03.018	50.129	+0.069	17.275	13.461	19.393
16	15:16:53.614	50.596	+0.536	17.264	13.487	19.845
17	15:17:44.008	50.394	+0.334	17.238	13.444	19.712
18	15:18:34.585	50.577	+0.517	17.581	13.490	19.506

(307) Lukasz Bartoszuk						
Lap	Time of Day	Lap Tm	Diff	S1 Tm	S2 Tm	S3 Tm
1	15:03:26.828	56.005	+5.754	20.128	15.068	20.809
2	15:04:20.448	53.620	+3.369	18.392	14.503	20.725
3	15:05:10.805	50.357	+0.106	17.348	13.459	19.550
4	15:06:01.261	50.456	+0.205	17.253	13.549	19.654
5	15:06:52.146	50.885	+0.634	17.759	13.461	19.665
6	15:07:42.687	50.541	+0.290	17.314	13.489	19.738
7	15:08:34.423	51.736	+1.485	17.396	14.178	20.162
8	15:09:24.674	50.251		17.187	13.491	19.573
9	15:10:15.350	50.676	+0.425	17.434	13.465	19.777
10	15:11:06.496	51.146	+0.895	17.403	13.918	19.825
11	15:11:58.046	51.550	+1.299	17.645	14.307	19.598

(303) Guan Yu Zhou						
Lap	Time of Day	Lap Tm	Diff	S1 Tm	S2 Tm	S3 Tm
1	15:03:20.627	52.040	+2.318	18.722	13.591	19.727
2	15:04:10.894	50.267	+0.545	17.315	13.480	19.472
3	15:05:01.357	50.463	+0.741	17.226	13.432	19.805
4	15:05:51.230	49.873	+0.151	17.146	13.411	19.316
5	15:06:41.084	49.854	+0.132	17.141	13.360	19.353
6	15:07:30.806	49.722		17.088	13.368	19.266
7	15:08:20.597	49.791	+0.069	17.118	13.379	19.294
8	15:09:10.483	49.886	+0.164	17.143	13.396	19.347
9	15:10:00.255	49.772	+0.050	17.090	13.378	19.304

(230) Alessandro Trombelli						
Lap	Time of Day	Lap Tm	Diff	S1 Tm	S2 Tm	S3 Tm
1	15:03:26.310	55.820	+3.489	20.023	14.953	20.844
2	15:04:22.951	56.641	+4.310	17.510	18.247	20.884
3	15:05:15.282	52.331		17.948	14.128	20.255

Timekeeping M. Wagner: Clerk of the course Thomas Lainer:

Steward Kris Lambrecht: Chief Scrutineer Paul Klaassen:

[www.mylaps.com](http://www.mylaps.com)  
Licensed to: Motorsport Events