


Rotax MTR
**Rotax MTR
 Chrono (CH)
 Résultats**
Document 9.1 OFFICIEL

Sous réserve du contrôle technique ou d'incidents d'ordre sportif

Cl.	N°	Pilote	Chassis	Club	Secteur 1	Secteur 2	Secteur 3	Temps	Ecart	Interv.	Tour
1	9	CHARON Jérémie	Tony	Rosny	15.892	22.802	19.083	57.777			6
2	2	BOURDAIS Christian	Exceed	Valence	15.971	22.802	19.160	57.933	0.156	0.156	6
3	15	HIPP Charly	Tony	Rosny	15.970	22.896	19.221	58.087	0.310	0.154	4
4	55	ADAMS Christophe	Kosmic	St.Tropez	16.074	22.999	19.163	58.236	0.459	0.149	4
5	3	PARIS Olivier	Sodi	Ancenis	15.975	23.119	19.158	58.252	0.475	0.016	6
6	92	LAMBERT Florent	Tony		15.946	23.056	19.268	58.270	0.493	0.018	4
7	13	GIUDICI Patrick	Kosmic	St.Tropez	16.019	23.060	19.211	58.290	0.513	0.020	4
8	76	DUCHATEAU Nicolas	Tecno	Bar sur Loup	16.108	23.165	19.194	58.467	0.690	0.177	7
9	33	DOS SANTOS Bruno	Sodi	Cormeilles	16.204	23.004	19.415	58.623	0.846	0.156	7
10	5	RACCAMIER Thierry	Kosmic	Villars	16.193	23.190	19.306	58.689	0.912	0.066	6
11	11	RIMMAUDO Gilles	Tony	du Var	16.148	23.231	19.365	58.744	0.967	0.055	5
12	77	DELAVIER Eric	Tony	Sens-Paris	16.255	23.120	19.475	58.850	1.073	0.106	6
13	14	CAMUS Mathieu	Sodi	Sens-Paris	16.339	23.216	19.313	58.868	1.091	0.018	5
14	66	DE VITO Rodolphe	Tony	Lyon KMC	16.185	23.253	19.494	58.932	1.155	0.064	3
15	45	EL KHECHEN Rami	Ok1	Lyon KMC	16.320	23.260	19.398	58.978	1.201	0.046	3
16	56	GRABIA Gaby	Tony	Trets	16.215	23.360	19.725	59.300	1.523	0.322	6
17	4	BARTH Didier	Kosmic	Sens-Paris	16.312	23.482	19.641	59.435	1.658	0.135	4
18	6	RENAULT Lionel	Tony	Angerville	16.507	23.346	19.797	59.650	1.873	0.215	4
19	44	LECROQ Fabrice	Sodi	Ancenis	16.526	23.649	19.850	1:00.025	2.248	0.375	5

20	40	BOUTEILLER Yan	Kosmic	Rosny	16.409	23.205	19.472	classement			4
----	----	----------------	--------	-------	--------	--------	--------	------------	--	--	---

N°40 BOUTEILLER Yan : Pilote reconnu en non-conformité de poids (Art. 19 du RSN 2014). Suivant la décision sportive N°2.

Non classés

	12	LEGUILLON Franck	Tony	Roquebrune				Non partant			
--	----	------------------	------	------------	--	--	--	-------------	--	--	--

Départ : 17/05 - 09:58:26

Meilleur tour : N°9 CHARON Jérémie

57.777

Météo : Soleil Air : 11°C Piste : Sèche

NSK Varennes 16-18/05/2014


Page 1 / 1

 Apex Timing 

NSK



www.mon sticker perso.com




Rotax MTR

Rotax MTR

Chrono (CH)

Pour information, sans valeur officielle

Best Sectors Analysis

S1			S2			S3			Ideal Lap Times						
Clt	N°	Temps	Clt	N°	Temps	Clt	N°	Temps	Clt	N°	Pilote	p-l	Ideal Lap	Best Lap	Diff.
1	9	15.892	1	9	22.802	1	9	19.075	1	9	CHARON Jérémie	l	57.769	57.777	0.008
2	92	15.907	1	2	22.802	2	2	19.117	2	2	BOURDAIS Christian	p	57.890	57.933	0.043
3	15	15.970	3	3	22.889	3	15	19.150	3	15	HIPP Charly		58.016	58.087	0.071
4	2	15.971	4	15	22.896	4	13	19.154	4	3	PARIS Olivier	p	58.022	58.252	0.230
5	3	15.975	5	92	22.971	5	3	19.158	5	92	LAMBERT Florent	p	58.124	58.270	0.146
6	13	16.017	6	55	22.999	6	55	19.163	6	13	GIUDICI Patrick	p	58.227	58.290	0.063
7	5	16.026	7	33	23.004	7	76	19.194	7	55	ADAMS Christophe		58.236	58.236	
8	66	16.048	8	76	23.046	8	92	19.246	8	76	DUCHATEAU Nicolas	p	58.336	58.467	0.131
9	55	16.074	9	13	23.056	9	5	19.306	9	5	RACCAMIER Thierry	p	58.422	58.689	0.267
10	76	16.096	10	77	23.062	10	14	19.313	10	33	DOS SANTOS Bruno	l	58.592	58.623	0.031
11	11	16.146	11	14	23.074	11	77	19.332	11	66	DE VITO Rodolphe	p	58.634	58.932	0.298
12	33	16.204	12	5	23.090	12	11	19.365	12	14	CAMUS Mathieu	p	58.639	58.868	0.229
13	56	16.215	13	45	23.118	13	33	19.384	13	77	DELAVIER Eric		58.649	58.850	0.201
14	14	16.252	14	66	23.174	14	45	19.398	14	11	RIMMAUDO Gilles	p	58.742	58.744	0.002
15	77	16.255	15	11	23.231	15	66	19.412	15	45	EL KHECHEN Rami	p	58.827	58.978	0.151
16	4	16.284	16	6	23.346	16	4	19.572	16	4	BARTH Didier	p	59.269	59.435	0.166
17	45	16.311	17	56	23.360	17	6	19.692	17	56	GRABIA Gaby	p	59.300	59.300	
18	44	16.421	18	4	23.413	18	56	19.725	18	6	RENAULT Lionel	l	59.487	59.650	0.163
19	6	16.449	19	44	23.583	19	44	19.727	19	44	LECROQ Fabrice	p	59.731	1:00.025	0.294




Rotax MTR
**Rotax MTR
 Chrono (CH)
 Analyse des tours**

Pour information, sans valeur officielle

Tours Secteur 1 Secteur 2 Secteur 3 mps au tour

N°2 BOURDAIS Christian				
1	16.636	23.391	19.523	59.550
2	16.330	23.085	19.328	58.743
3	16.184	23.026	19.345	58.555
4	16.255	22.967	19.319	58.541
5	16.152	27.529	20.288	1:03.969
6	15.971	22.802	19.160	57.933
7	16.122	22.851	19.117	58.090

N°3 PARIS Olivier				
1	16.681	23.403	19.449	59.533
2	16.087	23.342	19.254	58.683
3	16.020	23.298	19.513	58.831
4	16.002	23.075	19.209	58.286
5	16.056	23.043	19.202	58.301
6	15.975	23.119	19.158	58.252
7	16.405	22.889	19.425	58.719

N°4 BARTH Didier				
1	22.460	24.216	20.278	1:06.954
2	16.587	23.628	19.813	1:00.028
3	16.494	23.836	19.775	1:00.105
4	16.312	23.482	19.641	59.435
5	16.538	23.413	19.572	59.523
6	16.291	23.675	19.633	59.599
7	16.284	23.610	19.722	59.616

N°5 RACCAMIER Thierry				
1	16.481	24.304	19.742	1:00.527
2	16.502	23.353	19.493	59.348
3	16.248	23.675	19.552	59.475
4	16.026	23.090	19.704	58.820
5	16.247	23.257	19.429	58.933
6	16.193	23.190	19.306	58.689
7	16.177	23.214	19.439	58.830

N°6 RENAULT Lionel				
1	17.661	24.375	20.163	1:02.199
2	16.731	23.414	19.882	1:00.027
3	16.519	23.667	19.692	59.878
4	16.507	23.346	19.797	59.650
5	16.641	23.479	19.739	59.859
6	16.509	24.070	24.962	1:05.541
7	16.449	23.656	19.736	59.841

Tours Secteur 1 Secteur 2 Secteur 3 mps au tour

N°9 CHARON Jérémie				
1	17.343	24.290	19.615	1:01.248
2	16.131	23.029	19.290	58.450
3	16.266	22.912	19.231	58.409
4	15.983	22.815	19.158	57.956
5	15.961	22.834	19.152	57.947
6	15.892	22.802	19.083	57.777
7	15.914	22.805	19.075	57.794

N°11 RIMMAUDO Gilles				
1	17.393	23.603	19.917	1:00.913
2	16.369	23.280	19.519	59.168
3	16.228	23.465	19.829	59.522
4	16.174	23.318	19.439	58.931
5	16.148	23.231	19.365	58.744
6	16.172	23.399	19.585	59.156
7	16.146	23.288	19.510	58.944

N°13 GIUDICI Patrick				
1	16.592	24.193	19.984	1:00.769
2	16.327	23.321	19.599	59.247
3	16.143	23.056	19.345	58.544
4	16.019	23.060	19.211	58.290
5	16.044	23.497	19.444	58.985
6	16.017	23.070	19.265	58.352
7	16.115	23.113	19.154	58.382

N°14 CAMUS Mathieu				
1	16.857	23.608	19.539	1:00.004
2	16.429	23.260	19.386	59.075
3	16.252	23.363	19.411	59.026
4	16.413	23.196	19.328	58.937
5	16.339	23.216	19.313	58.868
6	16.297	23.074	19.774	59.145
7	16.357	23.275	19.353	58.985

N°15 HIPPE Charly				
1	16.609	23.289	19.408	59.306
2	16.217	22.946	19.285	58.448
3	16.014	22.923	19.246	58.183
4	15.970	22.896	19.221	58.087
5	16.075	23.405	19.852	59.332
6	16.056	22.954	19.150	58.160
7	16.060	22.958	19.415	58.433

Tours Secteur 1 Secteur 2 Secteur 3 mps au tour

N°33 DOS SANTOS Bruno				
1	16.702	23.598	19.693	59.993
2	16.373	25.819	20.518	1:02.710
3	17.385	23.018	19.384	59.787
4	16.265	23.063	19.397	58.725
5	16.258	23.022	19.459	58.739
6	16.258	23.447	20.428	1:00.133
7	16.204	23.004	19.415	58.623

N°40 BOUTELLER Yan				
1	16.886	23.992	19.849	1:00.727
2	16.640	23.900	19.917	1:00.457
3	16.346	23.419	19.940	59.705
4	16.409	23.205	19.472	59.086
5	16.357	23.448	19.515	59.320
6	16.422	23.374	19.643	59.439
7	16.442	23.347	19.471	59.260

N°44 LECROQ Fabrice				
1	17.502	24.125	20.124	1:01.751
2	16.817	23.944	19.951	1:00.712
3	16.789	23.583	19.863	1:00.235
4	16.839	23.808	19.727	1:00.374
5	16.526	23.649	19.850	1:00.025
6	16.421	23.699	20.105	1:00.225
7	16.573	23.880	19.733	1:00.186

N°45 EL KHECHEN Rami				
1	16.801	23.721	19.693	1:00.215
2	16.427	23.310	19.543	59.280
3	16.320	23.260	19.398	58.978
4	16.311	23.210	21.114	1:00.635
5	17.469	23.349	22.277	1:03.095
6	17.076	23.247	19.429	59.752
7	16.359	23.118	19.770	59.247

N°55 ADAMS Christophe				
1	16.419	23.321	19.575	59.315
2	16.227	23.162	19.286	58.675
3	16.085	23.211	19.267	58.563
4	16.074	22.999	19.163	58.236
5	16.087	23.199	19.663	58.949
6	16.105	23.126	19.221	58.452





Rotax MTR

Rotax MTR Chrono (CH) Analyse des tours

Pour information, sans valeur officielle

Tours Secteur 1 Secteur 2 Secteur 3 mps au tour

N°56 GRABIA Gaby

1	16.901	23.847	19.839	1:00.587
2	16.640	23.548	20.787	1:00.975
3	17.102	24.968	19.857	1:01.927
4	16.497	23.608	19.762	59.867
5	16.447	24.451	20.748	1:01.646
6	16.215	23.360	19.725	59.300
7	16.486	23.513	19.765	59.764

N°66 DE VITO Rodolphe

1	16.934	37.811	20.909	1:15.654
2	16.400	23.531	19.822	59.753
3	16.185	23.253	19.494	58.932
4	16.319	23.196	19.742	59.257
5	16.181	23.355	19.412	58.948
6	16.197	23.174	19.580	58.951
7	16.048	23.465	19.630	59.143

N°76 DUCHATEAU Nicolas

1	16.659	23.514	19.546	59.719
2	16.219	23.046	19.401	58.666
3	16.238	23.167	19.383	58.788
4	16.363	23.274	19.817	59.454
5	16.156	23.231	19.195	58.582
6	16.096	23.198	19.402	58.696
7	16.108	23.165	19.194	58.467

N°77 DELAVIER Eric

1	16.998	23.839	19.747	1:00.584
2	16.575	23.319	19.532	59.426
3	16.351	23.684	19.864	59.899
4	16.436	23.062	19.592	59.090
5	16.303	23.294	19.542	59.139
6	16.255	23.120	19.475	58.850
7	16.441	23.169	19.332	58.942

N°92 LAMBERT Florent


1	16.610	24.253	20.036	1:00.899
2	16.216	23.411	19.575	59.202
3	16.044	23.157	19.393	58.594
4	15.946	23.056	19.268	58.270
5	15.907	23.516	19.484	58.907
6	16.046	23.130	19.246	58.422
7	16.066	22.971	19.293	58.330




Rotax MTR
**Rotax MTR
 Cumul (ma)
 Résultats**
Document 16.1 OFFICIEL

Sous réserve du contrôle technique ou d'incidents d'ordre sportif

Clt	N°	Pilote	Club	Chassis	CH	M1	M2	M3	Points
1	15	HIPP Charly	Rosny	Tony	3	0	0	3	3
2	9	CHARON Jérémie	Rosny	Tony	1	2	3	0	5
3	55	ADAMS Christophe	St.Tropez	Kosmic	4	6	2	5	13
4	76	DUCHATEAU Nicolas	Bar sur Loup	Tecno	8	8	4	2	14
5	92	LAMBERT Florent		Tony	6	3	5	7	15
6	2	BOURDAIS Christian	Valence	Exceed	2	4	6	6	16
7	13	GIUDICI Patrick	St.Tropez	Kosmic	7	7	7	4	18
8	45	EL KHECHEN Rami	Lyon KMC	Ok1	15	10	8	9	27
9	3	PARIS Olivier	Ancenis	Sodi	5	5	20	8	33
10	77	DELAVIER Eric	Sens-Paris	Tony	12	11	10	12	33
11	66	DE VITO Rodolphe	Lyon KMC	Tony	14	13	9	14	36
12	5	RACCAMIER Thierry	Villars	Kosmic	10	9	11	17	37
13	33	DOS SANTOS Bruno	Corneilles	Sodi	9	18	13	10	41
14	4	BARTH Didier	Sens-Paris	Kosmic	17	15	12	16	43
15	14	CAMUS Mathieu	Sens-Paris	Sodi	13	19	14	11	44
16	11	RIMMAUDO Gilles	du Var	Tony	11	12	17	18	47
17	6	RENAULT Lionel	Angerville	Tony	18	17	18	13	48
18	44	LECROQ Fabrice	Ancenis	Sodi	19	16	15	19	50
19	56	GRABIA Gaby	Trets	Tony	16	20	16	15	51
20	40	BOUTEILLER Yan	Rosny	Kosmic	20	14	19	20	53




Rotax MTR
Rotax MTR
Pre-Finale (PF)
Résultats
Document 19.1 OFFICIEL

Sous réserve du contrôle technique ou d'incidents d'ordre sportif

N°	Cl.	Pilote	Club	Chassis	Meilleur S1	Meilleur S2	Meilleur S3	Meilleur tour	Interv.	Ecart
15	=	1 HIPP Charly	Rosny	Tony	16.070	22.831	19.529	58.497		
9	=	2 CHARON Jérémie	Rosny	Tony	15.871	22.568	19.401	57.844	0.186	0.186
3	▲6	3 PARIS Olivier	Ancenis	Sodi	15.921	22.796	19.526	58.260	0.619	0.805
13	▲3	4 GIUDICI Patrick	St.Tropez	Kosmic	15.891	22.810	19.562	58.402	0.604	1.409
55	▼2	5 ADAMS Christophe	St.Tropez	Kosmic	15.944	22.676	19.400	58.148	0.204	1.613
76	▼2	6 DUCHATEAU Nicolas	Bar sur Loup	Tecno	16.001	22.669	19.373	58.161	0.140	1.753
2	▼1	7 BOURDAIS Christian	Valence	Exceed	15.921	22.607	19.471	58.081	2.800	4.553
33	▲5	8 DOS SANTOS Bruno	Cormeilles	Sodi	16.048	22.718	19.546	58.410	0.201	4.754
5	▲3	9 RACCAMIER Thierry	Villars	Kosmic	16.142	22.722	19.426	58.498	1.167	5.921
45	▼2	10 EL KHECHEN Rami	Lyon KMC	Ok1	15.950	22.796	19.601	58.436	3.065	8.986
66	=	11 DE VITO Rodolphe	Lyon KMC	Tony	16.056	22.899	19.702	58.755	0.703	9.689
77	▼2	12 DELAVIER Eric	Sens-Paris	Tony	16.130	22.976	19.661	58.975	5.989	15.678
40	▲7	13 BOUTEILLER Yan	Rosny	Kosmic	16.259	23.003	19.769	59.040	3.037	18.715
11	▲2	14 RIMMAUDO Gilles	du Var	Tony	16.204	23.101	19.789	59.218	0.188	18.903
6	▲2	15 RENAULT Lionel	Angerville	Tony	16.511	23.111	19.847	59.624	10.150	29.053
92	▼11	16 LAMBERT Florent		Tony	16.020	22.899	19.602	58.758	1.872	30.925
44	▲1	17 LECROQ Fabrice	Ancenis	Sodi	16.550	23.301	19.930	59.929	6.695	37.620
14	▼3	18 CAMUS Mathieu	Sens-Paris	Sodi	16.195	22.907	19.707	58.809	13 Tours	13 Tours
4	▼5	19 BARTH Didier	Sens-Paris	Kosmic	21.560	24.210	16:51.482	17:37.252	2 Tours	15 Tours
56	▼1	20 GRABIA Gaby	Trets	Tony	19.990	24.718	16:35.128	17:19.836		Déclassement

N°56 GRABIA Gaby : Pilote reconnu en infraction technique (Art. 19 du RSN 2014). Suivant la décision sportive N°21.

Tête de course : N°15 HIPP Charly (1-13) / N°9 CHARON Jérémie (14-14) / N°15 HIPP Charly (15-16)

Départ : 18/05 - 10:21:13

Meilleur tour : N°9 CHARON Jérémie 57.844

Météo : Soleil Air : 13°C Piste : Sèche


Record de l'épreuve : N°9 CHARON Jérémie 57.777

NSK Varennes 16-18/05/2014

Page 1 / 1

 Apex Timing 


www.mon sticker perso.com





DOCUMENT N° **21**

DÉCISION DES COMMISSAIRES SPORTIFS
STEWARDS' DECISION

PÉNALITÉ INFLIGÉE AU CONCURRENT (NOM) : **non**
PENALTY INFLICTED UPON THE ENTRANT (NAME):

NUMERO DE LICENCE / LICENSE NUMBER : **147444**

N° : **56**
No.:

PILOTE : **GRABIA Gaby**
DRIVER:

Concerne la partie de l'Épreuve : **Rotax MTR - Pre-Finale**
Concerns the part of the event:

ÉNONCÉ / STATEMENT:

Déclassement de la manche concernée

MOTIF / REASON:

Pilote reconnu en infraction technique en dehors d'une non-conformité de poids (Article n° 19 du RSN 2014)

* Le soussigné reconnaît avoir reçu copie de la présente notification et avoir été informé des voies de recours : DROIT D'APPEL, Réglementation ASN et des conséquences qui en découlent (juridiques et financières).
Le concurrent doit déclarer, par écrit, dans l'heure qui suit la notification ou la publication de la décision, au Directeur de Course ou à un Commissaire Sportif, son intention de faire appel. Il doit joindre impérativement à cette déclaration d'appel une caution d'appel de : 3300 € (appel national FFSA 2014).
Il doit confirmer intention en envoyant sa lettre à l'ASN dans les formes et délais prévus par les règlements applicables.

Décision annoncée
Decision announced

Date / Date: **18/05/2014**

Heure / Time: **11:24**

Nom / Name

Signature

Président du Collège / *Chairman of the Panel:*

Le P.C.S. P.VIZATELLE (BFC) :

Membres du Collège / *Members of the Panel:*

N.LETNIOWSKA (NMD) :

A.SOUMAGNAS (LMS) :

NOTIFICATION AU CONCURRENT CONCERNÉ / NOTIFICATION TO THE RELEVANT ENTRANT

Je soussigné :
I undersigned: Nom personnel / *personal name*

Représentant du Concurrent : **non**
Representing the Entrant: Nom du Concurrent / *Entrant's name*

Certifie avoir reçu notification du document N° **21** des Commissaires Sportifs de l'Épreuve.
Certify that I have been notified of document No. by the Stewards of the Meeting.

Date :

Heure / Time:

Signature :


Rotax MTR


Rotax MTR

Pre-Finale (PF)

Tableau des tours

Pour information, sans valeur officielle

	1	2	3	4	5	6	7	8	9	10	11	12	13	14	15	16	17	18	19	20
Grille	15	9	55	76	92	2	13	45	3	77	66	5	33	4	14	11	6	44	56	40
Départ	9	15	76	55	92	2	13	3	45	5	77	66	4	33	11	14	44	6	40	56
Tour 1 Intervalle	15	92 1.3	13 0.0	76 0.1	3 0.2	9 0.1	55 0.1	5 0.2	66 1.2	77 0.2	2 0.4	33 0.0	14 0.3	11 0.3	45 0.3	40 0.1	6 3.6	44 4.5	56 16.06	X 16.7
Tour 2	15	92 1.3	13 0.1	3 0.2	76 0.2	55 0.2	5 0.4	9 0.1	66 0.8	77 0.2	33 0.6	14 0.2	11 0.9	40 1.0	45 0.1	2 0.9	6 2.5	44 4.6		
Tour 3	15	92 1.3	13 0.1	3 0.1	76 0.1	55 0.2	9 0.1	5 0.4	66 1.2	77 0.2	33 0.1	14 0.2	11 1.9	45 0.5	2 0.3	40 0.1	6 3.6	44 5.3		
Tour 4	15	3 1.7	13 0.1	76 0.2	92 0.0	55 0.5	9 0.1	5 0.1	33 1.8	66 0.2	77 1.2	45 0.8	2 0.1	11 0.3	40 0.5	6 4.0	44 5.7			
Tour 5	15	3 1.8	13 0.3	92 0.2	76 0.2	55 0.4	9 0.1	5 0.1	33 1.4	66 0.7	77 1.6	2 0.4	45 0.3	11 0.4	40 0.4	6 5.0	44 5.8			
Tour 6	15	3 1.8	13 0.1	76 0.6	92 0.1	9 0.2	55 0.2	5 0.2	33 1.1	66 1.2	2 1.6	45 0.4	77 0.3	11 0.7	40 0.1	6 6.1	44 6.0			
Tour 7	15	13 1.8	3 0.1	9 1.1	76 0.0	92 0.1	5 0.5	55 0.2	33 0.1	66 2.0	2 0.8	45 0.4	77 0.8	11 1.0	40 0.4	6 6.1	44 6.7			
Tour 8	15	13 1.6	3 0.1	9 1.0	76 0.3	92 0.9	55 0.1	33 0.8	5 0.1	66 1.4	2 0.1	45 0.5	77 1.3	11 1.3	40 0.4	6 6.9	44 6.7			
Tour 9	15	3 1.7	13 0.0	9 0.2	76 1.3	55 0.8	33 1.0	5 0.1	92 0.5	2 0.8	45 0.9	66 0.2	77 1.5	40 2.1	11 0.1	6 6.9	44 7.4			
Tour 10	15	3 1.5	9 0.1	13 0.2	76 1.4	55 0.6	33 1.0	5 0.4	2 1.0	45 1.2	66 0.3	77 2.2	40 2.8	11 0.1	6 6.6	44 7.7	92 0.6			
Tour 11	15	9 1.5	3 0.3	13 0.2	76 1.1	55 0.3	33 1.4	5 0.3	2 0.8	45 1.7	66 0.3	77 2.8	40 2.8	11 0.3	6 6.7	92 7.9	44 0.5			
Tour 12	15	9 0.9	3 0.5	13 0.4	55 1.1	76 0.1	33 1.5	5 0.4	2 0.4	45 2.5	66 0.4	77 3.1	40 3.2	11 0.2	6 7.3	92 7.2	44 1.8			
Tour 13	15	9 0.4	3 0.9	13 0.5	55 1.0	76 0.1	33 1.6	5 0.7	2 0.1	45 2.8	66 0.6	77 3.7	40 3.5	11 0.2	6 7.6	92 6.3	44 2.6			
Tour 14	9	15 0.1	3 1.1	13 0.6	55 0.6	76 0.2	33 1.9	2 0.6	5 0.4	45 2.8	66 0.9	77 4.2	40 3.4	11 0.2	6 8.5	92 4.9	44 3.9			
Tour 15	15	9 0.3	3 0.6	13 0.6	55 0.2	76 0.2	33 2.1	2 0.3	5 1.1	45 2.7	66 1.0	77 5.3	40 3.0	11 0.3	6 9.6	92 3.0	44 5.2			
Tour 16	15	9 0.1	3 0.6	13 0.6	55 0.2	76 0.1	2 2.8	33 0.2	5 1.1	45 3.0	66 0.7	77 5.9	40 3.0	11 0.1	6 10.1	92 1.8	44 6.6			





Rotax MTR

Rotax MTR Pre-Finale (PF) Analyse des tours

Pour information, sans valeur officielle

Tours	Secteur 1	Secteur 2	Secteur 3	mps au tour
N°2 BOURDAIS Christian				
1	19.763	24.839	20.708	1:05.310
2	17.493	25.414	19.914	1:02.821
3	16.093	22.864	19.724	58.681
4	16.200	22.879	19.598	58.677
5	16.274	22.861	19.614	58.749
6	16.097	22.873	19.618	58.588
7	16.061	22.755	19.721	58.537
8	16.079	22.698	19.626	58.403
9	16.098	22.802	19.532	58.432
10	16.077	22.750	19.601	58.428
11	16.179	22.723	19.471	58.373
12	15.969	22.607	19.505	58.081
13	15.921	22.753	19.686	58.360
14	16.037	22.690	19.508	58.235
15	15.921	22.670	19.586	58.177
16	16.028	22.919	19.735	58.682

Tours	Secteur 1	Secteur 2	Secteur 3	mps au tour
N°3 PARIS Olivier				
1	19.124	23.507	19.935	1:02.566
2	16.545	23.157	19.583	59.285
3	16.153	22.993	19.721	58.867
4	16.079	23.019	19.667	58.765
5	16.121	22.889	19.655	58.665
6	16.183	22.980	19.620	58.783
7	16.495	22.878	19.615	58.988
8	15.922	22.885	19.615	58.422
9	15.984	22.923	19.714	58.621
10	15.981	22.878	19.598	58.457
11	16.353	22.945	19.586	58.884
12	15.921	22.796	19.543	58.260
13	15.988	22.894	19.526	58.408
14	15.966	22.890	19.581	58.437
15	16.038	22.879	19.666	58.583
16	16.036	22.824	19.704	58.564

Tours	Secteur 1	Secteur 2	Secteur 3	mps au tour
N°4 BARTH Didier				
1	21.560	24.210	16:51.482	17:37.252

Tours	Secteur 1	Secteur 2	Secteur 3	mps au tour
N°5 RACCAMIER Thierry				
1	19.193	23.583	20.258	1:03.034
2	16.576	23.189	19.825	59.590
3	16.291	22.821	19.878	58.990
4	16.442	22.896	19.715	59.053


Tours	Secteur 1	Secteur 2	Secteur 3	mps au tour
N°6 RENAULT Lionel				
5	16.420	23.079	19.558	59.057
6	16.297	22.836	19.550	58.683
7	16.347	22.922	20.085	59.354
8	16.760	23.119	20.137	1:00.016
9	16.235	22.722	19.768	58.725
10	16.369	22.782	19.603	58.754
11	16.203	22.869	19.426	58.498
12	16.142	22.875	19.511	58.528
13	16.183	22.785	19.687	58.655
14	16.477	22.849	19.546	58.872
15	16.218	22.811	19.773	58.802
16	16.252	22.932	19.754	58.938

Tours	Secteur 1	Secteur 2	Secteur 3	mps au tour
N°9 CHARON Jérémie				
1	18.592	23.307	21.474	1:03.373
2	16.637	23.777	19.726	1:00.140
3	16.037	22.746	19.672	58.455
4	16.704	22.873	19.729	59.306
5	16.780	22.804	19.462	59.046
6	15.977	22.680	19.795	58.452
7	16.333	22.962	19.687	58.982
8	16.114	22.792	19.406	58.312
9	15.875	22.568	19.401	57.844
10	15.991	22.772	19.543	58.306
11	16.049	22.950	19.432	58.431

Tours	Secteur 1	Secteur 2	Secteur 3	mps au tour
N°11 RIMMAUDO Gilles				
12	15.952	22.571	19.463	57.986
13	15.945	22.658	19.430	58.033
14	15.871	22.697	19.568	58.136
15	16.691	22.814	19.707	59.212
16	16.053	22.757	19.768	58.578

Tours	Secteur 1	Secteur 2	Secteur 3	mps au tour
N°13 GIUDICI Patrick				
1	18.713	23.652	19.929	1:02.294
2	16.491	23.155	19.739	59.385
3	16.224	23.024	19.758	59.006
4	16.206	23.213	19.680	59.099
5	16.105	22.915	19.853	58.873
6	16.081	22.856	19.616	58.553
7	16.194	22.951	19.586	58.731
8	15.891	22.928	19.583	58.402
9	16.299	22.878	19.642	58.819
10	16.018	23.100	19.618	58.736
11	16.137	22.988	19.701	58.826
12	16.004	22.860	19.562	58.426
13	16.069	22.810	19.590	58.469
14	16.058	22.831	19.660	58.549
15	16.043	22.829	19.696	58.568
16	16.065	22.814	19.668	58.547

Tours	Secteur 1	Secteur 2	Secteur 3	mps au tour
N°14 CAMUS Mathieu				
1	19.128	24.929	20.747	1:04.804




Rotax MTR
Rotax MTR
Pre-Finale (PF)
Analyse des tours

Pour information, sans valeur officielle

Tours	Secteur 1	Secteur 2	Secteur 3	mps au tour
2	16.550	23.016	19.792	59.358
3	16.195	22.907	19.707	58.809

N°15 HIPPI Charly

Tours	Secteur 1	Secteur 2	Secteur 3	mps au tour
1	18.126	23.355	19.974	1:01.455
2	16.386	23.125	19.758	59.269
3	16.208	22.997	19.712	58.917
4	16.201	22.890	19.608	58.699
5	16.133	22.885	19.590	58.608
6	16.158	22.947	19.672	58.777
7	16.263	22.932	19.671	58.866
8	16.099	22.941	19.556	58.596
9	16.152	22.854	19.631	58.637
10	16.120	22.935	19.684	58.739
11	16.070	22.868	19.559	58.497
12	16.121	22.863	19.599	58.583
13	16.114	22.868	19.545	58.527
14	16.101	23.119	19.529	58.749
15	16.415	22.831	19.546	58.792
16	16.128	22.918	19.647	58.693

N°33 DOS SANTOS Bruno

Tours	Secteur 1	Secteur 2	Secteur 3	mps au tour
1	19.268	24.752	20.703	1:04.723
2	16.598	22.894	19.968	59.460
3	16.205	22.896	19.675	58.776
4	16.420	22.885	19.946	59.251
5	16.174	22.778	19.666	58.618
6	16.142	22.782	19.546	58.470
7	16.093	22.749	19.701	58.543
8	16.593	23.012	19.897	59.502
9	16.162	22.799	19.743	58.704
10	16.048	22.826	19.580	58.454
11	16.118	22.809	19.633	58.560
12	16.140	22.732	19.550	58.422
13	16.068	22.763	19.579	58.410
14	16.170	22.739	19.559	58.468
15	16.112	22.718	19.680	58.510
16	16.152	23.202	19.855	59.209

N°40 BOUTEILLER Yan

Tours	Secteur 1	Secteur 2	Secteur 3	mps au tour
1	20.227	24.569	20.694	1:05.490
2	16.661	23.783	20.128	1:00.572
3	16.662	23.157	19.990	59.809
4	16.589	23.132	19.769	59.490

Tours	Secteur 1	Secteur 2	Secteur 3	mps au tour
5	16.336	23.004	19.788	59.128
6	16.259	23.003	19.778	59.040
7	16.292	23.317	19.980	59.589
8	16.289	23.028	19.955	59.272
9	16.291	23.329	19.923	59.543
10	16.732	23.563	20.015	1:00.310
11	16.432	23.174	19.866	59.472
12	16.379	23.242	20.006	59.627
13	16.792	23.070	19.919	59.781
14	16.386	23.174	19.906	59.466
15	16.366	23.089	19.963	59.418
16	16.396	23.292	19.945	59.633

N°44 LECROQ Fabrice

Tours	Secteur 1	Secteur 2	Secteur 3	mps au tour
1	20.580	24.462	28.773	1:13.815
2	16.812	23.532	20.281	1:00.625
3	16.550	23.957	20.065	1:00.572
4	16.665	23.408	20.212	1:00.285
5	16.630	23.516	20.030	1:00.176
6	16.657	23.592	20.180	1:00.429
7	16.781	23.419	20.086	1:00.286
8	16.656	23.301	20.049	1:00.006
9	16.798	23.563	20.047	1:00.408
10	16.760	23.459	20.101	1:00.320
11	16.683	23.944	19.988	1:00.615
12	16.841	23.786	20.004	1:00.631
13	16.611	23.388	19.930	59.929
14	16.634	23.461	20.132	1:00.227
15	16.769	23.341	20.025	1:00.135
16	16.688	23.399	20.140	1:00.227

N°45 EL KHECHEN Rami

Tours	Secteur 1	Secteur 2	Secteur 3	mps au tour
1	19.739	25.394	20.992	1:06.125
2	16.634	24.119	20.080	1:00.833
3	16.263	23.087	19.845	59.195
4	16.176	23.037	19.677	58.890
5	16.625	22.954	19.717	59.296
6	16.047	23.006	19.619	58.672
7	16.071	22.891	19.601	58.563
8	15.950	22.796	19.690	58.436
9	16.081	22.952	19.800	58.833
10	16.049	22.970	19.695	58.714
11	16.047	23.170	19.706	58.923

Tours	Secteur 1	Secteur 2	Secteur 3	mps au tour
12	16.174	22.979	19.711	58.864
13	16.128	22.927	19.656	58.711
14	16.097	22.930	19.669	58.696
15	16.170	22.884	19.638	58.692
16	16.162	23.378	19.711	59.251

N°55 ADAMS Christophe

Tours	Secteur 1	Secteur 2	Secteur 3	mps au tour
1	19.447	23.772	20.172	1:03.391
2	16.543	23.233	19.648	59.424
3	16.126	23.009	19.676	58.811
4	16.680	22.974	19.691	59.345
5	16.531	22.866	19.578	58.975
6	16.030	22.731	20.090	58.851
7	16.338	23.074	20.372	59.784
8	16.336	22.780	19.650	58.766
9	16.185	22.823	19.572	58.580
10	15.992	22.830	19.603	58.425
11	15.944	22.742	19.484	58.170
12	15.951	22.727	19.497	58.175
13	16.044	22.776	19.455	58.275
14	16.027	22.721	19.400	58.148
15	16.052	22.676	19.520	58.248
16	16.079	22.869	19.522	58.470

N°56 GRABIA Gaby

1	19.990	24.718	16:35.128	17:19.836
---	--------	--------	-----------	-----------

N°66 DE VITO Rodolphe

Tours	Secteur 1	Secteur 2	Secteur 3	mps au tour
1	19.146	24.739	20.209	1:04.094
2	16.205	23.257	19.868	59.330
3	16.191	23.195	19.875	59.261
4	16.356	23.177	20.414	59.947
5	16.196	23.028	19.827	59.051
6	16.157	23.113	19.744	59.014
7	16.244	23.207	19.847	59.298
8	16.184	23.186	19.702	59.072
9	16.503	23.094	20.133	59.730
10	16.093	22.993	19.786	58.872
11	16.129	23.005	19.778	58.912
12	16.163	23.025	19.737	58.925
13	16.113	22.985	19.810	58.908
14	16.149	23.131	19.754	59.034
15	16.056	22.899	19.800	58.755
16	16.130	22.982	19.832	58.944





Rotax MTR


Rotax MTR Pre-Finale (PF) Analyse des tours

Pour information, sans valeur officielle

Tours	Secteur 1	Secteur 2	Secteur 3	mps au tour	Tours	Secteur 1	Secteur 2	Secteur 3	mps au tour
N°76 DUCHATEAU Nicolas					7	16.237	23.470	19.752	59.459
1	18.806	23.600	20.403	1:02.809	8	16.473	23.099	19.812	59.384
2	16.653	23.265	19.822	59.740	9	16.515	22.984	20.907	1:00.406
3	16.141	22.892	19.770	58.803	10	38.058	23.319	19.770	1:21.147
4	16.349	23.015	19.649	59.013	11	16.091	23.511	19.760	59.362
5	16.082	22.791	20.272	59.145	12	16.296	23.307	19.794	59.397
6	16.049	22.936	19.724	58.709	13	16.244	23.065	19.747	59.056
7	16.560	22.970	19.909	59.439	14	16.174	23.100	19.732	59.006
8	16.342	22.780	19.482	58.604	15	16.203	22.916	19.705	58.824
9	16.125	22.877	19.777	58.779	16	16.112	23.044	19.602	58.758
10	16.309	22.749	19.631	58.689					
11	16.153	22.757	19.591	58.501					
12	16.053	23.005	19.582	58.640					
13	16.084	22.772	19.452	58.308					
14	16.119	22.669	19.373	58.161					
15	16.001	22.795	19.467	58.263					
16	16.030	22.775	19.579	58.384					

N°77 DELAVIER Eric				
1	19.835	24.367	20.302	1:04.504
2	16.255	23.144	19.956	59.355
3	16.163	23.220	19.827	59.210
4	17.738	23.375	19.918	1:01.031
5	16.469	23.162	19.724	59.355
6	16.360	23.679	19.828	59.867
7	16.330	22.976	19.669	58.975
8	16.130	23.205	19.661	58.996
9	16.250	23.112	19.838	59.200
10	16.367	23.291	19.918	59.576
11	16.314	23.315	19.867	59.496
12	16.396	23.039	19.810	59.245
13	16.434	23.098	19.974	59.506
14	16.350	23.180	20.035	59.565
15	16.493	23.151	20.173	59.817
16	16.467	23.313	19.827	59.607

N°92 LAMBERT Florent				
1	18.409	23.895	20.062	1:02.366
2	16.110	23.365	19.813	59.288
3	16.116	23.162	19.713	58.991
4	16.592	23.131	19.865	59.588
5	16.143	22.899	19.737	58.779
6	16.020	23.059	20.049	59.128





Rotax MTR


**Rotax MTR
Pre-Finale (PF)
Grille de départ**

Document 17

Sous réserve du contrôle technique ou d'incidents d'ordre sportif

56 GRABIA Gaby	20	40 BOUTEILLER Yan
6 RENAULT Lionel	19	44 LECROQ Fabrice
14 CAMUS Mathieu	18	11 RIMMAUDO Gilles
33 DOS SANTOS Bruno	17	4 BARTH Didier
66 DE VITO Rodolphe	16	5 RACCAMIER Thierry
3 PARIS Olivier	15	77 DELAVIER Eric
13 GIUDICI Patrick	14	45 EL KHECHEN Rami
92 LAMBERT Florent	13	2 BOURDAIS Christian
55 ADAMS Christophe	12	76 DUCHATEAU Nicolas
15 HIPP Charly	11	9 CHARON Jérémie
	10	
	9	
	8	
	7	
	6	
	5	
	4	
	3	
	2	
	1	

POLE POSITION



Départ : 18/05 - 10:20 16 Tours = 0,000 Km

NSK Varennes 16-18/05/2014


NSK

Page 1 / 1

Apex Timing 



www.mon  perso.com




Rotax MTR
**Rotax MTR
 Finale (FI)
 Résultats**
Document 21.1 OFFICIEL

Sous réserve du contrôle technique ou d'incidents d'ordre sportif

N°	Clé	Pilote	Club	Chassis	Meilleur S1	Meilleur S2	Meilleur S3	Meilleur tour	Interv.	Ecart	
92	▲15	1	LAMBERT Florent		Tony	15.910	22.745	19.563	58.328		
76	▲4	2	DUCHATEAU Nicolas	Bar sur Loup	Tecno	15.934	22.653	19.440	58.110	1.453	1.453
55	▲2	3	ADAMS Christophe	St.Tropez	Kosmic	15.948	22.769	19.495	58.352	0.865	2.318
9	▼2	4	CHARON Jérémie	Rosny	Tony	15.902	22.636	19.473	58.192	0.130	2.448
15	▼4	5	HIPP Charly	Rosny	Tony	16.001	22.743	19.452	58.333	1.129	3.577
45	▲4	6	EL KHECHEN Rami	Lyon KMC	Ok1	16.082	22.776	19.623	58.633	2.917	6.494
33	▲1	7	DOS SANTOS Bruno	Corneilles	Sodi	16.123	22.821	19.605	58.630	0.877	7.371
14	▲10	8	CAMUS Mathieu	Sens-Paris	Sodi	16.142	22.824	19.648	58.734	3.439	10.810
2	▼2	9	BOURDAIS Christian	Valence	Exceed	16.030	22.781	19.660	58.533	1.501	12.311
11	▲4	10	RIMMAUDO Gilles	du Var	Tony	16.205	22.934	19.658	58.955	1.359	13.670
66	=	11	DE VITO Rodolphe	Lyon KMC	Tony	16.115	22.872	19.670	58.993	0.365	14.035
40	▲1	12	BOUTEILLER Yan	Rosny	Kosmic	16.193	23.058	19.710	59.041	3.774	17.809
3	▼10	13	PARIS Olivier	Ancenis	Sodi	16.017	22.791	19.602	58.460	0.927	18.736
77	▼2	14	DELAVIER Eric	Sens-Paris	Tony	16.452	23.070	19.895	59.498	7.198	25.934
44	▲2	15	LECROQ Fabrice	Ancenis	Sodi	16.392	23.190	19.854	59.532	0.519	26.453
6	▼1	16	RENAULT Lionel	Angerville	Tony	16.417	23.362	19.986	59.953	9.820	36.273
13	▼13	17	GIUDICI Patrick	St.Tropez	Kosmic	16.067	22.823	19.617	58.551	1 Tour	1 Tour
56	▲2	18	GRABIA Gaby	Trets	Tony	16.436	23.246	19.776	59.703	9 Tours	10 Tours
5	▼10	19	RACCAMIER Thierry	Villars	Kosmic	16.161	23.025	19.748	58.974	3 Tours	13 Tours
4	▼1	20	BARTH Didier	Sens-Paris	Kosmic	19.672	25.799	23.675	1:09.146	6 Tours	19 Tours


Tête de course : N°15 HIPP Charly (1-8) / N°9 CHARON Jérémie (9-13) / N°15 HIPP Charly (14-14) / N°9 CHARON Jérémie (15-15) / N°76 DUCHATEAU Nicolas (16-16) / N°92 LAMBERT Florent (17-20)

Départ : 18/05 - 15:38:22

Meilleur tour : N°76 DUCHATEAU Nicolas 58.110

Météo : Soleil Air : 22°C Piste : Sèche

Record de l'épreuve : N°9 CHARON Jérémie 57.777




Rotax MTR

Rotax MTR

Finale (FI)

Tableau des tours

Pour information, sans valeur officielle

	1	2	3	4	5	6	7	8	9	10	11	12	13	14	15	16	17	18	19	20
Grille	15	9	3	13	55	76	2	33	5	45	66	77	40	11	6	92	44	14	4	56
Départ	15	9	13	3	76	55	33	2	45	5	77	66	40	11	92	14	6	44	56	4
Tour 1 Intervalle	15	13 0.2	3 0.8	9 0.1	76 0.0	2 0.1	5 0.4	55 0.2	92 1.2	33 0.7	14 0.1	66 0.1	40 0.2	45 0.3	77 0.1	44 0.1	11 0.3	6 0.2	56 0.1	4 4.6
Tour 2	15	13 0.2	3 1.0	9 0.6	2 0.2	55 0.2	76 0.1	5 0.1	92 0.8	33 1.0	14 0.1	45 0.8	40 0.7	66 0.3	44 0.0	11 0.2	77 0.1	56 0.7	6 0.2	
Tour 3	15	13 0.2	3 0.8	9 0.3	2 0.7	55 0.1	76 0.4	5 0.2	92 0.4	33 1.4	14 0.2	45 0.4	40 1.2	66 0.3	11 0.5	77 1.3	44 0.1	6 0.6	56 0.2	
Tour 4	15	13 0.3	9 1.0	3 0.3	55 0.5	76 0.2	2 0.1	92 0.6	5 0.1	33 1.5	14 0.1	45 0.2	40 2.0	66 0.3	11 0.3	77 2.1	44 0.2	6 0.6	56 0.2	
Tour 5	15	13 0.5	9 0.4	3 0.7	55 0.4	76 0.2	2 0.3	92 0.7	5 0.6	14 1.8	45 0.2	33 0.4	40 2.1	66 0.2	11 0.2	77 2.6	44 0.2	6 0.7	56 0.3	
Tour 6	15	9 0.9	13 0.2	55 0.8	3 0.3	76 0.1	2 0.2	92 0.3	5 1.3	45 1.5	14 0.2	33 0.3	66 3.0	11 0.4	40 0.1	77 2.5	44 0.2	56 1.9	6 0.2	
Tour 7	15	9 0.4	13 0.5	55 0.7	76 0.6	92 0.8	2 0.1	3 0.5	5 1.8	45 0.4	14 0.1	33 0.2	66 3.5	11 0.6	40 0.2	77 2.8	44 0.2	56 1.8	6 0.8	
Tour 8	15	9 0.1	13 1.1	55 0.3	76 0.3	92 1.1	2 0.3	3 0.4	45 2.4	14 0.2	33 0.2	66 4.0	11 0.3	40 0.2	77 3.3	44 0.2	56 2.0	6 1.1		
Tour 9	9	15 0.1	55 0.7	76 0.1	13 0.2	92 1.0	2 0.3	3 0.5	45 2.5	14 0.1	33 0.3	66 4.3	11 0.2	40 0.3	77 3.8	44 0.2	56 2.2	6 1.2		
Tour 10	9	15 0.1	76 0.1	55 0.1	13 0.3	92 0.7	2 0.8	3 0.2	14 3.4	33 0.3	45 0.2	11 4.4	66 0.2	40 0.3	77 3.9	44 0.2	6 3.9	56 0.5		
Tour 11	9	15 0.6	55 0.2	13 0.1	76 0.1	92 0.1	3 1.0	2 0.2	33 4.2	45 0.3	14 0.4	11 3.6	66 0.3	40 0.4	44 5.0	77 0.2	6 3.7			
Tour 12	9	15 0.6	55 0.2	76 0.5	13 0.2	92 0.1	3 0.8	2 0.2	45 4.8	33 0.3	14 0.2	11 3.8	66 0.1	40 0.5	77 6.6	44 0.2	6 3.3			
Tour 13	9	15 0.2	55 0.3	76 0.4	92 0.6	13 0.3	3 0.7	2 0.2	45 5.0	33 0.4	14 1.1	11 3.1	66 0.5	40 0.3	77 7.2	44 0.2	6 4.7			
Tour 14	15	9 0.1	76 0.2	55 0.1	92 0.6	13 0.4	3 0.6	2 0.2	45 5.5	33 0.3	14 1.3	11 3.1	66 0.5	40 0.7	77 7.5	44 0.3	6 5.4			
Tour 15	9	76 0.1	15 0.1	92 0.3	55 0.2	13 0.2	3 0.8	2 0.1	45 5.7	33 0.3	14 1.6	11 3.2	66 0.5	40 3.0	77 5.8	44 0.2	6 6.1			
Tour 16	76	15 0.0	9 0.1	92 0.2	55 0.1	13 0.1	2 0.7	3 0.0	45 5.7	33 0.2	14 1.8	11 3.4	66 0.5	40 3.2	77 6.0	44 0.3	6 7.2			
Tour 17	92	9 0.3	55 0.1	76 0.0	15 0.2	2 0.2	13 0.2	3 0.1	45 4.6	33 0.2	14 2.3	11 3.3	66 0.4	40 3.5	77 6.7	44 0.2	6 7.7			
Tour 18	92	76 1.0	55 0.1	9 0.2	15 0.1	13 0.5	2 0.1	3 0.0	45 3.7	33 0.4	14 2.8	11 3.3	66 0.3	40 3.8	77 7.3	44 0.2	6 8.4			





Rotax MTR

Rotax MTR

Finale (FI)

Tableau des tours

Pour information, sans valeur officielle

Tour 19	92	76 1.1	55 0.1	9 0.1	15 2.5	45 2.3	33 0.7	14 3.2	2 1.8	11 1.3	66 0.1	3 1.4	13 0.0	40 2.1	77 7.5	44 0.4	6 8.6			
Tour 20	92	76 1.4	55 0.8	9 0.1	15 1.1	45 2.9	33 0.8	14 3.4	2 1.5	11 1.3	66 0.3	40 3.7	3 0.9	77 7.1	44 0.5	6 9.8				




Rotax MTR
Rotax MTR
Finale (FI)
Analyse des tours

Pour information, sans valeur officielle

Tours	Secteur 1	Secteur 2	Secteur 3	mps au tour
N°2 BOURDAIS Christian				
1	18.516	23.086	19.853	1:01.455
2	16.369	23.143	20.068	59.580
3	16.160	22.782	19.887	58.829
4	16.464	22.907	19.966	59.337
5	16.030	22.803	19.700	58.533
6	16.048	22.839	19.775	58.662
7	16.258	22.948	20.076	59.282
8	16.067	22.844	19.731	58.642
9	16.066	22.790	19.737	58.593
10	16.206	22.849	19.790	58.845
11	16.101	22.973	19.968	59.042
12	16.073	22.810	19.836	58.719
13	16.143	22.820	19.660	58.623
14	16.095	22.782	19.665	58.542
15	16.146	22.781	19.691	58.618
16	16.224	22.800	19.768	58.792
17	16.237	23.281	19.833	59.351
18	16.526	23.456	20.048	1:00.030
19	16.721	31.515	20.545	1:08.781
20	16.338	22.906	19.796	59.040

Tours	Secteur 1	Secteur 2	Secteur 3	mps au tour
N°3 PARIS Olivier				
1	18.009	23.212	20.185	1:01.406
2	16.287	23.016	19.809	59.112
3	16.053	22.915	19.698	58.666
4	16.058	22.921	20.331	59.310
5	16.072	22.791	19.681	58.544
6	16.053	23.565	19.648	59.266
7	16.455	23.322	20.455	1:00.232
8	16.059	22.794	19.714	58.567
9	16.076	22.922	19.736	58.734
10	16.017	22.823	19.620	58.460
11	16.037	22.918	19.670	58.625
12	16.044	22.892	19.702	58.638
13	16.059	22.938	19.705	58.702
14	16.068	22.840	19.602	58.510
15	16.061	22.937	19.740	58.738
16	16.492	22.832	19.667	58.991
17	16.259	23.330	20.137	59.726
18	16.282	23.331	20.042	59.655
19	16.877	33.496	21.311	1:11.684

Tours	Secteur 1	Secteur 2	Secteur 3	mps au tour
20	16.956	24.127	21.409	1:02.492

N°4 BARTH Didier				
1	19.672	25.799	23.675	1:09.146

N°5 RACCAMIER Thierry				
1	18.572	23.314	19.942	1:01.828
2	16.630	23.164	19.897	59.691
3	16.333	23.025	19.748	59.106
4	16.173	23.322	19.849	59.344
5	16.161	23.039	19.774	58.974
6	16.176	23.157	19.784	59.117
7	16.191	23.156	20.540	59.887

N°6 RENAULT Lionel				
1	19.903	24.144	21.050	1:05.097
2	16.667	23.637	20.803	1:01.107
3	16.515	23.728	20.246	1:00.489
4	16.417	23.576	20.103	1:00.096
5	16.513	23.500	20.009	1:00.022
6	16.600	23.971	20.443	1:01.014
7	16.678	23.493	20.119	1:00.290
8	16.509	23.470	20.037	1:00.016
9	16.469	23.439	20.045	59.953
10	16.591	23.362	20.089	1:00.042
11	16.614	23.568	19.993	1:00.175
12	16.669	23.693	19.986	1:00.348
13	16.872	24.126	20.446	1:01.444
14	16.846	23.667	20.182	1:00.695
15	16.765	23.576	20.122	1:00.463
16	16.837	23.701	20.142	1:00.680
17	16.574	23.559	20.140	1:00.273
18	16.749	23.607	20.487	1:00.843
19	16.705	23.433	19.998	1:00.136
20	16.725	23.657	20.680	1:01.062

N°9 CHARON Jérémie				
1	18.550	22.974	20.191	1:01.715
2	16.700	23.077	19.761	59.538
3	16.068	22.669	19.627	58.364
4	16.107	22.636	19.878	58.621
5	15.998	22.674	19.520	58.192
6	15.938	22.872	19.767	58.577
7	15.902	22.679	19.627	58.208
8	15.927	22.659	19.618	58.204

Tours	Secteur 1	Secteur 2	Secteur 3	mps au tour
9	16.339	23.052	19.851	59.242
10	16.482	22.937	19.719	59.138
11	16.159	22.909	19.650	58.718
12	16.112	22.869	19.473	58.454
13	16.165	22.980	19.511	58.656
14	16.119	23.281	19.716	59.116
15	16.298	22.878	19.655	58.831
16	16.362	23.491	19.928	59.781
17	16.296	23.695	19.949	59.940
18	16.982	22.976	19.910	59.868
19	16.378	22.756	19.660	58.794
20	16.322	23.234	20.384	59.940

N°11 RIMMAUDO Gilles				
1	19.815	24.737	20.868	1:05.420
2	16.703	23.137	20.364	1:00.204
3	16.487	23.147	19.864	59.498
4	16.357	23.085	19.810	59.252
5	16.262	23.087	19.990	59.339
6	16.264	23.126	20.247	59.637
7	16.250	23.249	19.811	59.310
8	16.205	22.934	19.816	58.955
9	16.217	23.070	19.783	59.070
10	16.304	23.179	19.822	59.305
11	16.299	23.071	19.658	59.028
12	16.214	23.150	19.852	59.216
13	16.357	23.099	19.879	59.335
14	16.253	23.028	19.834	59.115
15	16.265	23.061	19.826	59.152
16	16.393	22.996	19.785	59.174
17	16.235	23.047	19.795	59.077
18	16.375	23.086	19.828	59.289
19	16.271	23.225	20.247	59.743
20	16.240	23.106	19.749	59.095

N°13 GIUDICI Patrick				
1	17.504	23.250	19.810	1:00.564
2	16.265	22.946	19.767	58.978
3	16.194	22.861	19.756	58.811
4	16.257	22.836	19.617	58.710
5	16.233	22.908	19.689	58.830
6	16.248	22.926	20.082	59.256
7	16.072	22.853	19.626	58.551




Rotax MTR

Rotax MTR

Finale (FI)

Analyse des tours

Pour information, sans valeur officielle

Tours	Secteur 1	Secteur 2	Secteur 3	mps au tour
8	16.090	22.884	19.808	58.782
9	16.152	23.042	20.179	59.373
10	16.232	22.823	19.670	58.725
11	16.182	23.172	19.632	58.986
12	16.340	22.952	19.724	59.016
13	16.376	22.897	19.691	58.964
14	16.077	22.858	19.631	58.566
15	16.096	22.874	19.626	58.596
16	16.067	22.919	20.070	59.056
17	16.807	23.663	19.873	1:00.343
18	16.602	23.201	19.789	59.592
19	16.439	32.849	22.710	1:11.998

N°14 CAMUS Mathieu

1	18.933	24.194	20.289	1:03.416
2	16.515	22.990	19.896	59.401
3	16.324	22.907	19.909	59.140
4	16.281	22.868	19.774	58.923
5	16.343	22.959	19.772	59.074
6	16.579	22.832	19.648	59.059
7	16.260	22.824	19.657	58.741
8	16.142	22.898	19.703	58.743
9	16.214	22.827	19.693	58.734
10	16.476	23.023	19.748	59.247
11	17.149	23.337	19.895	1:00.381
12	16.236	23.011	19.815	59.062
13	16.279	23.033	20.640	59.952
14	16.382	23.046	19.685	59.113
15	16.364	23.028	19.680	59.072
16	16.299	23.039	19.679	59.017
17	16.307	23.013	19.810	59.130
18	16.310	23.217	19.819	59.346
19	16.377	23.612	19.869	59.858
20	16.400	23.176	19.856	59.432

N°15 HIPPIE Charly

1	17.422	23.123	19.937	1:00.482
2	16.307	22.982	19.657	58.946
3	16.158	22.878	19.760	58.796
4	16.103	22.886	19.637	58.626
5	16.116	22.870	19.675	58.661
6	16.145	22.834	19.567	58.546
7	16.205	22.890	19.624	58.719

Tours	Secteur 1	Secteur 2	Secteur 3	mps au tour
8	16.105	22.867	19.568	58.540
9	16.592	23.030	19.913	59.535
10	16.654	22.974	19.539	59.167
11	16.429	23.268	19.509	59.206
12	16.197	22.743	19.452	58.392
13	16.092	22.768	19.473	58.333
14	16.001	23.049	19.601	58.651
15	16.995	22.764	19.601	59.360
16	16.363	23.047	19.867	59.277
17	16.712	23.024	20.767	1:00.503
18	16.775	23.074	19.743	59.592
19	16.872	24.683	19.658	1:01.213
20	16.034	22.987	19.504	58.525

N°33 DOS SANTOS Bruno

1	19.333	24.458	20.509	1:04.300
2	16.277	23.262	19.819	59.358
3	16.317	23.027	19.748	59.092
4	16.254	22.963	19.782	58.999
5	17.147	22.966	19.808	59.921
6	16.209	22.838	19.703	58.750
7	16.195	22.821	19.614	58.630
8	16.151	22.852	19.679	58.682
9	16.197	22.830	19.794	58.821
10	16.515	22.978	19.848	59.341
11	16.528	23.067	19.643	59.238
12	16.233	23.467	19.875	59.575
13	16.123	23.141	19.739	59.003
14	16.260	22.925	19.717	58.902
15	16.170	22.930	19.712	58.812
16	16.168	22.853	19.764	58.785
17	16.210	22.877	19.605	58.692
18	16.201	22.948	19.709	58.858
19	16.181	23.403	19.858	59.442
20	16.296	23.022	19.905	59.223

N°40 BOUTEILLER Yan

1	19.301	24.671	20.366	1:04.338
2	16.475	24.010	20.151	1:00.636
3	16.289	23.106	19.832	59.227
4	16.392	23.223	19.855	59.470
5	16.322	23.257	20.033	59.612
6	16.269	23.245	20.713	1:00.227

Tours	Secteur 1	Secteur 2	Secteur 3	mps au tour
7	16.315	23.263	19.794	59.372
8	16.195	23.089	19.757	59.041
9	16.193	23.100	19.850	59.143
10	16.396	23.167	19.963	59.526
11	16.390	23.168	19.710	59.268
12	16.232	23.191	19.714	59.137
13	16.198	23.375	19.896	59.469
14	16.499	23.184	19.876	59.559
15	16.266	23.238	21.987	1:01.491
16	16.460	23.090	19.748	59.298
17	16.247	23.203	19.869	59.319
18	16.347	23.283	19.853	59.483
19	16.373	23.276	19.817	59.466
20	16.257	23.058	19.973	59.288

N°44 LECROQ Fabrice

1	19.354	24.405	20.649	1:04.408
2	16.392	23.470	20.427	1:00.289
3	16.979	23.946	20.306	1:01.231
4	16.661	23.417	20.097	1:00.175
5	16.546	23.291	19.994	59.831
6	16.448	23.246	19.969	59.663
7	16.491	23.270	19.956	59.717
8	16.411	23.228	19.893	59.532
9	16.447	23.223	19.985	59.655
10	16.518	23.206	19.854	59.578
11	16.597	23.538	20.054	1:00.189
12	17.040	23.834	20.084	1:00.958
13	16.528	23.551	19.996	1:00.075
14	16.606	23.411	19.945	59.962
15	16.424	23.375	19.937	59.736
16	16.446	23.190	19.916	59.552
17	16.501	23.249	20.119	59.869
18	16.586	23.618	19.892	1:00.096
19	16.520	23.463	19.923	59.906
20	16.570	23.366	19.983	59.919

N°45 EL KHECHEN Rami

1	19.699	24.863	20.556	1:05.118
2	16.324	23.327	19.836	59.487
3	16.153	22.868	19.744	58.765
4	16.082	22.822	19.754	58.658
5	16.564	22.776	19.735	59.075




Rotax MTR


Rotax MTR

Finale (FI)

Analyse des tours

Pour information, sans valeur officielle

Tours	Secteur 1	Secteur 2	Secteur 3	mps au tour	Tours	Secteur 1	Secteur 2	Secteur 3	mps au tour	Tours	Secteur 1	Secteur 2	Secteur 3	mps au tour
6	16.114	22.885	19.643	58.642	5	16.501	23.699	19.922	1:00.122	14	15.963	22.717	19.612	58.292
7	16.207	22.929	19.629	58.765	6	16.436	23.630	20.360	1:00.426	15	16.444	22.757	19.576	58.777
8	16.087	22.855	19.711	58.653	7	16.548	23.379	19.776	59.703	16	16.359	23.054	19.922	59.335
9	16.143	22.994	19.704	58.841	8	16.526	23.320	19.880	59.726	17	17.176	22.855	20.360	1:00.391
10	16.804	23.312	19.891	1:00.007	9	16.507	23.246	20.044	59.797	18	16.620	22.768	19.841	59.229
11	16.721	22.959	19.703	59.383	10	16.747	23.789	21.349	1:01.885	19	16.346	22.939	19.628	58.913
12	16.120	23.156	19.631	58.907	N°66 DE VITO Rodolphe					20	16.476	23.165	19.631	59.272
13	16.174	22.974	19.730	58.878	1	18.507	24.783	20.892	1:04.182	N°77 DELAVIER Eric				
14	16.266	23.060	19.696	59.022	2	16.665	24.180	20.387	1:01.232	1	19.938	24.691	20.535	1:05.164
15	16.165	22.976	19.665	58.806	3	16.159	23.050	20.016	59.225	2	17.054	23.603	20.233	1:00.890
16	16.220	22.943	19.713	58.876	4	16.330	23.130	20.041	59.501	3	16.631	24.010	20.010	1:00.651
17	16.169	22.841	19.623	58.633	5	16.345	23.055	20.043	59.443	4	16.653	23.348	20.127	1:00.128
18	16.141	22.950	19.654	58.745	6	16.362	23.052	20.035	59.449	5	16.595	23.086	20.089	59.770
19	16.156	23.229	19.757	59.142	7	16.243	23.071	19.809	59.123	6	16.452	23.237	20.026	59.715
20	16.323	22.855	19.880	59.058	8	16.322	22.988	19.879	59.189	7	16.500	23.179	19.964	59.643
N°55 ADAMS Christophe					9	16.197	23.047	19.899	59.143	8	16.528	23.146	19.895	59.569
1	19.054	23.420	19.829	1:02.303	10	16.791	23.188	19.837	59.816	9	16.509	23.206	19.944	59.659
2	16.217	22.971	19.901	59.089	11	16.306	23.213	19.670	59.189	10	16.535	23.102	19.984	59.621
3	16.092	22.813	19.814	58.719	12	16.115	23.039	19.850	59.004	11	16.617	23.782	20.208	1:00.607
4	16.193	22.900	19.620	58.713	13	16.364	23.358	19.955	59.677	12	16.636	23.829	20.043	1:00.508
5	16.048	22.799	19.592	58.439	14	16.282	23.071	19.839	59.192	13	16.606	23.389	20.045	1:00.040
6	15.948	22.860	19.643	58.451	15	16.268	23.067	19.801	59.136	14	16.688	23.267	19.919	59.874
7	16.165	22.769	19.537	58.471	16	16.245	22.872	20.020	59.137	15	16.516	23.293	20.004	59.813
8	16.029	22.784	19.539	58.352	17	16.229	22.988	19.776	58.993	16	16.479	23.070	19.949	59.498
9	16.057	22.871	19.691	58.619	18	16.243	23.017	19.908	59.168	17	16.537	23.349	20.098	59.984
10	16.484	22.780	19.574	58.838	19	16.161	23.162	20.269	59.592	18	16.613	23.275	20.182	1:00.070
11	16.275	23.279	19.568	59.122	20	16.393	22.938	19.955	59.286	19	16.573	23.117	20.041	59.731
12	16.077	22.792	19.495	58.364	N°76 DUCHATEAU Nicolas					20	16.576	23.165	20.081	59.822
13	16.031	22.813	19.538	58.382	1	17.626	23.611	20.320	1:01.557	N°92 LAMBERT Florent				
14	16.022	22.975	19.892	58.889	2	16.370	23.646	20.174	1:00.190	1	18.752	24.040	19.905	1:02.697
15	16.663	23.171	19.560	59.394	3	16.310	22.947	19.754	59.011	2	16.157	23.043	19.880	59.080
16	16.149	22.942	20.123	59.214	4	16.057	22.776	19.692	58.525	3	16.000	22.877	19.793	58.670
17	16.786	22.858	20.040	59.684	5	15.934	22.798	19.664	58.396	4	16.044	22.938	19.719	58.701
18	16.554	22.813	20.137	59.504	6	15.948	23.009	19.783	58.740	5	15.989	22.855	19.725	58.569
19	16.445	22.819	19.601	58.865	7	16.173	22.695	19.710	58.578	6	15.950	22.745	19.633	58.328
20	16.659	23.191	20.144	59.994	8	16.017	22.653	19.440	58.110	7	16.048	22.860	19.832	58.740
N°56 GRABIA Gaby					9	16.086	22.666	19.671	58.423	8	15.975	22.855	19.602	58.432
1	19.051	24.587	21.014	1:04.652	10	16.082	22.841	19.534	58.457	9	16.040	22.819	19.753	58.612
2	16.743	23.492	20.425	1:00.660	11	16.232	23.954	19.477	59.663	10	15.949	22.762	19.656	58.367
3	16.569	24.042	20.456	1:01.067	12	16.052	22.970	19.558	58.580	11	15.910	23.132	19.570	58.612
4	16.612	23.356	20.079	1:00.047	13	15.956	22.803	19.521	58.280	12	16.114	23.010	19.702	58.826






Rotax MTR

Rotax MTR Finale (FI) Analyse des tours

Pour information, sans valeur officielle

Tours	Secteur 1	Secteur 2	Secteur 3	mps au tour
13	16.034	22.833	19.595	58.462
14	15.941	22.868	19.679	58.488
15	16.160	22.782	19.563	58.505
16	16.160	22.888	20.222	59.270
17	16.529	22.953	19.888	59.370
18	16.205	22.933	19.632	58.770
19	16.071	23.057	19.683	58.811
20	16.118	23.115	19.697	58.930





Rotax MTR

**Rotax MTR
Finale (FI)
Grille de départ**

Document 20

Sous réserve du contrôle technique ou d'incidents d'ordre sportif

4 BARTH Didier	20	56 GRABIA Gaby
44 LECROQ Fabrice	19	14 CAMUS Mathieu
6 RENAULT Lionel	18	17 LAMBERT Florent
40 BOUTEILLER Yan	17	92 RIMMAUDO Gilles
66 DE VITO Rodolphe	16	11 DELAVIER Eric
5 RACCAMIER Thierry	15	77 EL KHECHEN Rami
2 BOURDAIS Christian	14	45 DOS SANTOS Bruno
55 ADAMS Christophe	13	33 DUCHATEAU Nicolas
3 PARIS Olivier	12	76 GIUDICI Patrick
15 HIPP Charly	11	13 CHARON Jérémie
	10	9
	9	8
	8	7
	7	6
	6	5
	5	4
	4	3
	3	2
	2	1

POLE POSITION



Départ : 18/05 - 15:40 20 Tours = 0,000 Km

NSK Varennes 16-18/05/2014

NSK

Page 1 / 1

Apex Timing 



www.mon  perso.com

