

# RESULTS

## 125 MAX

PASSIONE  
EMOZIONE  
COMPETIZIONE



**ROTAX MAX CHALLENGE GRAND FINALS 2016**  
NAPOLI / SARNO – ITALY October 15 -22

**ROTAX**  
KARTING



**circuito**  
internazionale  
**napoli**

JOIN THE  
**KARTCLOUD**  
WWW.KART-CLOUD.COM

[www.rotax-kart.com](http://www.rotax-kart.com)

Supported by:

© and TM and the BRP logo are trademarks of Bombardier Recreational Products Inc. or its affiliates. All other trademarks are the property of their respective owners.





### Final 125 MAX

# NEU - NEW

Strecke / track: 1531m  
 started: 34 classified: 34 not classified: 0

class: 125 MAX

fastest Lap Claman-Demelo, Zachary at: 1:01,824  
 Doc. 96.1

Pos	Str. Nr.	Fahrer Driver	Nation	Entrant	Nation	Runden Laps	Gesamtzeit Differenz	Abstand Gap	beste Runde best Lap	in R. in L.	Ø Geschw. g Speed
1	206	Mavlanov, Denis	RUS	Andriyчук Vladimir	RUS	20	20:57,361		1:01,943	16	87,7 km/h 89 km/h
2	254	Bezel, Petr	CZE	Petr Bezel	CZE	20	20:58,864 0:01,503	0:01,503	1:01,959	15	87,6 km/h 89 km/h
3	247	Besler, Berkay	TUR	Besler Mehmet	TUR	20	21:00,656 0:03,295	0:01,792	1:01,906	17	87,4 km/h 89 km/h
4	272	Warge, Felix	BEL	Icepoul Racing Team	BEL	20	21:00,783 0:03,422	0:00,127	1:02,060	17	87,4 km/h 88,8 km/h
5	234	Kverkild, Ruben	NOR	Pro-Karting	NOR	20	21:00,975 0:03,614	0:00,192	1:01,939	17	87,4 km/h 89 km/h
6	222	Renaudin, Adrien	FRA	Patrice Renaudin	FRA	20	21:02,331 0:04,970	0:01,356	1:02,009	16	87,3 km/h 88,9 km/h
7	264	Dreyspring, Christopher	GER	VPDR	AUT	20	21:07,074 0:09,713	0:04,743	1:02,154	19	87 km/h 88,7 km/h
8	231	Tuominen, Rasmus	FIN	Kohtala Sports	FIN	20	21:07,702 0:10,341	0:00,628	1:02,271	19	87 km/h 88,5 km/h
9	230	Gillis, Cody	AUS	International Karting Distribution	AUS	20	21:11,645 0:14,284	0:03,943	1:01,957	18	86,7 km/h 89 km/h
10	244	Van Parijs, Glenn	BEL	Van Parijs Glenn	BEL	20	21:13,436 0:16,075	0:01,791	1:02,209	20	86,6 km/h 88,6 km/h
11	225	Claman-Demelo, Zachary	CAN	SRA Karting International Inc	CAN	20	21:14,212 0:16,851	0:00,776	1:01,824	15	86,5 km/h 89,1 km/h
12	258	Rosate, Joao	BRA	Mach 5 Karting	BRA	20	21:14,476 0:17,115	0:00,264	1:02,226	17	86,5 km/h 88,6 km/h
13	218	Takano, Yuta	JPN	Eiko Japan	JPN	20	21:14,998 0:17,637	0:00,522	1:02,726	12	86,5 km/h 87,9 km/h
14	248	Saganas, Christos	GRE	Saganas Team	GRE	20	21:15,511 0:18,150	0:00,513	1:02,478	15	86,4 km/h 88,2 km/h
15	214	Schoell, Nicolas	AUT	Strawberry Racing	GBR	20	21:15,790 0:18,429	0:00,279	1:02,189	18	86,4 km/h 88,6 km/h
16	226	Di Leo, Marco	CAN	SRA Karting International Inc	CAN	20	21:15,803 0:18,442	0:00,013	1:02,245	14	86,4 km/h 88,5 km/h
17	246	Roovers, Noah	BEL	Daems Racing Team	BEL	20	21:16,043 0:18,682	0:00,240	1:01,997	19	86,4 km/h 88,9 km/h
18	203	White, Josh	GBR	Coles Racing	GBR	20	21:17,411 0:20,050	0:01,368	1:02,177	12	86,3 km/h 88,6 km/h
19	223	Ibanez, Lluç	ESP	Binakart	ESP	20	21:17,726 0:20,365	0:00,315	1:02,129	17	86,3 km/h 88,7 km/h
20	262	Darder, Francisco	ARG	Darder Francisco	ARG	20	21:19,364 0:22,003	0:01,638	1:02,183	15	86,2 km/h 88,6 km/h
21	216	Mizuno, Koki	JPN	Eiko Japan	JPN	20	21:22,230 0:24,869	0:02,866	1:02,042	13	86 km/h 88,8 km/h
22	271	Trombelli, Alessandro	ITA	KR Sport	ITA	20	21:22,260 0:24,899	0:00,030	1:02,423	17	86 km/h 88,3 km/h
23	253	Skelton, Josh	GBR	Coles Racing	GBR	20	21:22,763 0:25,402	0:00,503	1:02,252	17	85,9 km/h 88,5 km/h
24	235	Brooks, Christian	USA	Maxspeed Group	USA	20	21:25,249 0:27,888	0:02,486	1:02,255	17	85,8 km/h 88,5 km/h
25	267	Pook, Pasqual	UAE	Al Ain Raceway	UAE	20	21:26,090 0:28,729	0:00,841	1:02,111	19	85,7 km/h 88,7 km/h
26	255	Fourquemin, Paul	FRA	Fourquemin Paul	FRA	20	21:26,424 0:29,063	0:00,334	1:02,052	16	85,7 km/h 88,8 km/h
27	210	Szabo, Nikolas	SVK	Kart One Arena Racing Team	SVK	20	21:29,618 0:32,257	0:03,194	1:02,546	17	85,5 km/h 88,1 km/h
28	261	Borlido, Bruno	POR	Borlido Bruno	POR	20	21:30,374 0:33,013	0:00,756	1:02,304	17	85,4 km/h 88,5 km/h
29	221	Van Berlo, Kay	NED	Hugo Motorsports	NED	20	21:31,185 0:33,824	0:00,811	1:02,196	12	85,4 km/h 88,6 km/h
30	265	Tancredi, Rocco	ITA	Salvatore Tancredi	ITA	20	21:32,084 0:34,723	0:00,899	1:02,106	19	85,3 km/h 88,7 km/h
31	238	Fridell, Rasmus	SWE	Radne Motor AB	SWE	19	20:22,099 1 R	1 R	1:02,331	18	85,7 km/h 88,4 km/h



Final 125 MAX

NEU - NEW

Strecke / track: 1531m  
started: 34 classified: 34 not classified: 0

class: 125 MAX

fastest Lap Claman-Demelo, Zachary at: 1:01,824  
Doc. 96.1

Pos	Str. Nr.	Fahrer Driver	Nation	Entrant	Nation	Runden Laps	Gesamtzeit Differenz	Abstand Gap	beste Runde best Lap	in R. in L.	o Geschw. p Speed
32	251	McCarthy, Jack	GBR	Stawberry Racing	GBR	9	9:38,107 11 R	10 R	1:02,895	5	85,8 km/h 87,6 km/h
33	249	Kivi, Kairo	EST	TGT Racing	EST	6	6:32,811 14 R	3 R	1:02,455	4	84,2 km/h 88,2 km/h
34	260	Runic, Pierre	BIH	Sportstil Akk	SLO	1	1:12,797 19 R	5 R	1:08,890	1	75,7 km/h 80 km/h

StNr. 214 10 sec penalty

StNr. 238,203,271,244,246,235,267,255,210,221,265,261 10 sec penalty Frontfairing

Clerk of the Course: R.Brito/R.Moselli/L.Azevedo/M.Branco Race-Control:T.Lainer Race director:N.Edwar

Stewards: R.Norbury / M.Guignard / L.Roby / P.Lackman / V.Sousa / N.Giorgione

Scrutineer: P.Klaassen / E.Salmon / F.Loeur / R.Jafer / J.M. Ruhani / R.Roberio

Time Keeping: KART-DATA timing service Franz Schieszler / Martin Summerer

Zeitnahme / timekeeping

control  
*Schieszler*  
Franz Schieszler

gedruckt um / printed at: 16:14:07



## Final 125 MAX

Strecke / track: 1531

Fahrername Driver	Mavlanov Denis	Bezel Petr	Besler Berkay	Warge Felix	Kverkild Ruben	Renaudin Adrien	Dreyspring Christopher	Tuominen Rasmus	Gillis Cody	Van Parijs Glenn	Demelo Zachary	Rosate Joao
schnellste Runde in Runde	1:01,943 Rn. 16	1:01,959 Rn. 15	1:01,906 Rn. 17	1:02,060 Rn. 17	1:01,939 Rn. 17	1:02,009 Rn. 16	1:02,154 Rn. 19	1:02,271 Rn. 19	1:01,957 Rn. 18	1:02,209 Rn. 20	1:01,824 Rn. 15	1:02,226 Rn. 17
Speed	89,0 km/h	89,0 km/h	89,0 km/h	88,8 km/h	89,0 km/h	88,9 km/h	88,7 km/h	88,5 km/h	89,0 km/h	88,6 km/h	89,1 km/h	88,6 km/h
Lap 1	1:03,699	1:05,488	1:06,613	1:04,065	1:04,640	1:03,962	1:04,065	1:05,738	1:04,681	1:07,311	1:09,759	1:07,749
Lap 2	1:04,240	1:03,420	1:03,042	1:04,922	1:03,590	1:04,209	1:03,770	1:03,788	1:04,447	1:02,927	1:06,895	1:02,803
Lap 3	1:04,119	1:03,835	1:03,507	1:03,562	1:03,882	1:04,259	1:04,733	1:03,872	1:03,485	1:02,747	1:03,232	1:03,456
Lap 4	1:02,837	1:02,796	1:03,605	1:03,719	1:03,107	1:03,115	1:03,083	1:05,805	1:03,349	1:02,960	1:02,204	1:03,332
Lap 5	1:02,680	1:02,454	1:02,489	1:02,734	1:02,791	1:02,456	1:02,667	1:03,183	1:02,738	1:02,629	1:03,533	1:02,628
Lap 6	1:02,829	1:04,263	1:05,366	1:05,966	1:05,375	1:02,595	1:05,471	1:03,314	1:05,006	1:05,357	1:04,007	1:04,418
Lap 7	1:02,936	1:02,944	1:03,895	1:03,462	1:03,556	1:02,833	1:02,926	1:03,634	1:02,937	1:03,529	1:10,997	1:03,617
Lap 8	1:02,695	1:02,796	1:02,460	1:02,810	1:02,770	1:02,796	1:02,683	1:02,761	1:02,686	1:03,501	1:02,817	1:02,802
Lap 9	1:02,540	1:02,503	1:02,763	1:02,513	1:02,756	1:02,475	1:02,760	1:03,714	1:02,367	1:02,856	1:02,616	1:03,408
Lap 10	1:02,302	1:02,358	1:02,464	1:02,349	1:02,480	1:02,393	1:02,508	1:02,575	1:02,127	1:02,293	1:02,540	1:02,458
Lap 11	1:02,439	1:02,399	1:02,500	1:02,199	1:02,755	1:02,439	1:03,264	1:02,704	1:02,120	1:02,685	1:02,483	1:03,118
Lap 12	1:02,606	1:02,175	1:02,137	1:02,212	1:02,540	1:02,653	1:02,603	1:02,919	1:02,190	1:02,316	1:02,389	1:02,351
Lap 13	1:02,478	1:02,304	1:02,274	1:02,608	1:03,463	1:02,413	1:03,056	1:02,614	1:02,280	1:02,655	1:01,908	1:02,889
Lap 14	1:02,333	1:01,984	1:02,449	1:02,333	1:02,270	1:02,301	1:05,786	1:02,793	1:02,009	1:03,255	1:01,896	1:05,737
Lap 15	1:02,226	1:01,959	1:01,969	1:02,219	1:02,048	1:02,181	1:02,394	1:02,882	1:02,031	1:02,331	1:01,824	1:03,649
Lap 16	1:01,943	1:02,029	1:02,523	1:02,254	1:02,981	1:02,009	1:03,292	1:02,837	1:02,000	1:02,212	1:01,996	1:05,641
Lap 17	1:02,342	1:02,043	1:01,906	1:02,060	1:01,939	1:02,364	1:03,349	1:02,826	1:02,106	1:02,222	1:01,980	1:02,226
Lap 18	1:02,325	1:02,041	1:01,954	1:02,197	1:02,054	1:02,279	1:02,492	1:02,764	1:01,957	1:02,267	1:02,092	1:03,582
Lap 19	1:03,735	1:03,531	1:02,065	1:02,235	1:02,070	1:04,414	1:02,154	1:02,271	1:03,357	1:02,228	1:02,987	1:02,725



# RESULTS GRAND FINALS 2016

## SARNO / ITALY, OCT. 15 - 22



### Final 125 MAX

Strecke / track: 1531

Fahrername Driver	Mavlanov Denis	Bezel Petr	Besler Berkay	Warge Felix	Kverkild Ruben	Renaudin Adrien	Dreyspring Christopher	Tuominen Rasmus	Gillis Cody	Van Parijs Glenn	Demelo Zachary	Rosate Joao
Lap 20	1:02,454	1:03,182	1:02,248	1:02,546	1:02,155	1:06,554	1:02,330	1:02,727	1:15,933	<u>1:02,209</u>	1:02,706	1:03,721



## Final 125 MAX

Strecke / track: 1531

Fahrername Driver	Takano Yuta	Saganas Christos	Schoell Nicolas	Di Leo Marco	Roovers Noah	White Josh	Ibanez Lluc	Darder Francisco	Mizuno Koki	Trombelli Alessandro	Skelton Josh	Brooks Christian
schnellste Runde in Runde	1:02,726 Rn. 12	1:02,478 Rn. 15	1:02,189 Rn. 18	1:02,245 Rn. 14	1:01,997 Rn. 19	1:02,177 Rn. 12	1:02,129 Rn. 17	1:02,183 Rn. 15	1:02,042 Rn. 13	1:02,423 Rn. 17	1:02,252 Rn. 17	1:02,255 Rn. 17
Speed	87,9 km/h	88,2 km/h	88,6 km/h	88,5 km/h	88,9 km/h	88,6 km/h	88,7 km/h	88,6 km/h	88,8 km/h	88,3 km/h	88,5 km/h	88,5 km/h
Lap 1	1:07,406	1:07,757	1:08,250	1:08,543	1:09,766	1:08,119	1:04,839	1:09,917	1:07,296	1:07,608	1:10,914	1:11,961
Lap 2	1:03,227	1:02,704	1:03,658	1:05,774	1:03,789	1:03,640	1:04,187	1:05,467	1:02,876	1:03,736	1:04,104	1:04,354
Lap 3	1:02,909	1:03,147	1:03,818	1:03,382	1:02,966	1:02,784	1:04,236	1:03,532	1:04,178	1:03,144	1:02,720	1:02,494
Lap 4	1:04,637	1:05,770	1:02,820	1:03,359	1:02,937	1:02,871	1:03,062	1:02,943	1:04,678	1:04,660	1:02,660	1:02,925
Lap 5	1:03,103	1:03,796	1:03,075	1:02,923	1:03,222	1:03,033	1:03,009	1:03,013	1:03,551	1:03,967	1:02,603	1:03,043
Lap 6	1:03,355	1:04,579	1:03,596	1:04,114	1:03,835	1:03,892	1:04,976	1:04,467	1:04,667	1:05,760	1:04,580	1:03,682
Lap 7	1:03,719	1:04,289	1:03,376	1:03,489	1:03,396	1:02,790	1:09,425	1:04,133	1:03,720	1:04,538	1:04,851	1:03,864
Lap 8	1:02,863	1:02,797	1:02,680	1:02,712	1:02,564	1:02,576	1:02,683	1:03,122	1:03,146	1:02,881	1:02,863	1:02,648
Lap 9	1:03,924	1:03,520	1:03,446	1:02,717	1:03,641	1:03,417	1:02,466	1:02,526	1:03,024	1:02,491	1:02,689	1:02,679
Lap 10	1:04,588	1:04,681	1:03,142	1:06,174	1:02,282	1:02,276	1:03,050	1:03,295	1:04,292	1:02,960	1:04,390	1:03,038
Lap 11	1:02,990	1:02,900	1:02,631	1:03,873	1:02,705	1:02,512	1:03,955	1:04,064	1:03,116	1:02,762	1:03,028	1:03,762
Lap 12	<u>1:02,726</u>	1:02,739	1:02,235	1:02,552	1:02,050	<u>1:02,177</u>	1:02,796	1:02,379	1:02,184	1:02,949	1:02,306	1:02,405
Lap 13	1:02,928	1:02,592	1:02,212	1:03,454	1:02,159	1:02,261	1:02,264	1:03,798	<u>1:02,042</u>	1:02,745	1:03,186	1:02,483
Lap 14	1:03,182	1:02,795	1:02,368	<u>1:02,245</u>	1:03,301	1:04,982	1:02,160	1:02,560	1:02,161	1:02,515	1:02,330	1:03,206
Lap 15	1:03,210	<u>1:02,478</u>	1:02,346	1:02,477	1:02,484	1:02,722	1:02,559	<u>1:02,183</u>	1:03,812	1:02,601	1:02,433	1:02,480
Lap 16	1:03,446	1:03,262	1:02,680	1:03,025	1:03,675	1:03,476	1:09,645	1:02,424	1:16,458	1:02,717	1:03,031	1:05,053
Lap 17	1:02,769	1:02,587	1:02,403	1:02,272	1:02,741	1:02,598	<u>1:02,129</u>	1:04,872	1:02,329	<u>1:02,423</u>	<u>1:02,252</u>	<u>1:02,255</u>
Lap 18	1:03,971	1:03,001	<u>1:02,189</u>	1:02,701	1:02,096	1:02,236	1:03,127	1:03,149	1:02,334	1:03,259	1:08,760	1:02,805
Lap 19	1:03,575	1:04,099	1:02,197	1:03,103	<u>1:01,997</u>	1:02,264	1:02,365	1:03,760	1:02,087	1:02,466	1:02,283	1:02,960



# RESULTS GRAND FINALS 2016

## SARNO / ITALY, OCT. 15 - 22



### Final 125 MAX

Strecke / track: 1531

Fahrername Driver	Takano Yuta	Saganas Christos	Schoell Nicolas	Di Leo Marco	Roovers Noah	White Josh	Ibanez Lluc	Darder Francisco	Mizuno Koki	Trombelli Alessandro	Skelton Josh	Brooks Christian
Lap 20	1:03,268	1:03,029	1:02,414	1:04,442	1:02,281	1:02,250	1:02,786	1:03,319	1:02,209	1:02,502	1:06,048	1:04,801



## Final 125 MAX

Strecke / track: 1531

Fahrername Driver	Pook Pasqual	Fourquemin Paul	Szabo Nikolas	Borlido Bruno	Van Berlo Kay	Tancredi Rocco	Fridell Rasmus	Mc Carthy Jack	Kivi Kairo	Runic Pierre	
schnellste Runde in Runde	1:02,111 Rn. 19	1:02,052 Rn. 16	1:02,546 Rn. 17	1:02,304 Rn. 17	1:02,196 Rn. 12	1:02,106 Rn. 19	1:02,331 Rn. 18	1:02,895 Rn. 5	1:02,455 Rn. 4	1:08,890 Rn. 1	
Speed	88,7 km/h	88,8 km/h	88,1 km/h	88,5 km/h	88,6 km/h	88,7 km/h	88,4 km/h	87,6 km/h	88,2 km/h	80,0 km/h	
Lap 1	1:09,421	1:07,954	1:09,826	1:08,262	1:08,088	1:07,857	1:11,483	1:04,431	1:08,389	<u>1:08,890</u>	
Lap 2	1:05,092	1:03,851	1:04,876	1:04,265	1:05,593	1:03,362	1:06,043	1:05,050	1:08,576		
Lap 3	1:02,902	1:03,197	1:02,589	1:03,163	1:03,076	1:04,559	1:03,056	1:03,801	1:02,681		
Lap 4	1:02,814	1:03,774	1:02,727	1:03,802	1:02,912	1:02,798	1:02,582	1:02,969	<u>1:02,455</u>		
Lap 5	1:03,249	1:03,123	1:03,077	1:03,723	1:03,213	1:03,173	1:02,748	<u>1:02,895</u>	1:03,171		
Lap 6	1:04,436	1:04,648	1:06,007	1:05,311	1:04,230	1:08,896	1:03,944	1:05,765	1:03,663		
Lap 7	1:05,147	1:03,181	1:04,068	1:03,452	1:04,166	1:03,645	1:03,117	1:03,951			
Lap 8	1:02,779	1:02,655	1:02,887	1:02,672	1:02,700	1:02,717	1:02,733	1:02,959			
Lap 9	1:02,712	1:03,570	1:02,669	1:02,542	1:02,572	<u>1:02,229</u>	1:02,916	1:04,390			
Lap 10	1:03,268	1:02,867	1:02,903	1:02,962	1:03,029	1:02,874	1:03,039				
Lap 11	1:03,884	1:11,538	1:03,305	1:03,176	1:03,617	1:02,671	1:03,591				
Lap 12	1:02,292	1:02,808	1:02,857	1:04,209	<u>1:02,196</u>	1:03,001	1:03,099				
Lap 13	1:04,168	1:02,566	1:06,524	1:04,216	1:02,408	1:02,523	1:03,263				
Lap 14	1:03,339	1:02,071	1:02,580	1:02,420	1:03,159	1:02,448	1:02,836				
Lap 15	1:02,692	1:02,190	1:02,821	1:02,483	1:02,544	1:03,537	1:02,350				
Lap 16	1:02,479	<u>1:02,052</u>	1:02,928	1:02,591	1:06,556	1:02,929	1:03,785				
Lap 17	1:03,536	1:03,268	<u>1:02,546</u>	<u>1:02,304</u>	1:04,957	1:02,649	1:03,903				
Lap 18	1:02,629	1:02,447	1:03,628	1:03,078	1:03,070	1:09,143	<u>1:02,331</u>				
Lap 19	<u>1:02,111</u>	1:02,199	1:02,917	1:03,029	1:04,521	<u>1:02,106</u>	1:02,766				





# RESULTS GRAND FINALS 2016

## SARNO / ITALY, OCT. 15 - 22



### Final 125 MAX

Strecke / track: 1531

Fahrername Driver	Pook Pasqual	Fourquemin Paul	Szabo Nikolas	Borlido Bruno	Van Berlo Kay	Tancredi Rocco	Fridell Rasmus	McCarthy Jack	Kivi Kairo	Runic Pierre	
Lap 20	1:02,452	1:03,034	1:03,736	1:08,349	1:04,532	1:05,169					



## Final 125 MAX

### Beste Rundenzeiten / best lap times

Strecke / track: 1531m

Pos	Race Pos.	Str. Nr.	Fahrer driver	Vorname	NAT	Rundenzeit lap time	in R. in lap	Differenz gap first	Abstand gap	Ø Geschw. Ø speed
1	11	225	Claman-Demelo	Zachary	CAN	1:01,824	15			89,1 km/h
2	11	225	Claman-Demelo	Zachary	CAN	1:01,896	14	0:00,072	0:00,072	89,0 km/h
3	3	247	Besler	Berkay	TUR	1:01,906	17	0:00,082	0:00,010	89,0 km/h
4	11	225	Claman-Demelo	Zachary	CAN	1:01,908	13	0:00,084	0:00,002	89,0 km/h
5	5	234	Kverkild	Ruben	NOR	1:01,939	17	0:00,115	0:00,031	89,0 km/h
6	1	206	Mavlanov	Denis	RUS	1:01,943	16	0:00,119	0:00,004	89,0 km/h
7	3	247	Besler	Berkay	TUR	1:01,954	18	0:00,130	0:00,011	89,0 km/h
8	9	230	Gillis	Cody	AUS	1:01,957	18	0:00,133	0:00,003	89,0 km/h
9	2	254	Bezel	Petr	CZE	1:01,959	15	0:00,135	0:00,002	89,0 km/h
10	3	247	Besler	Berkay	TUR	1:01,969	15	0:00,145	0:00,010	88,9 km/h
11	11	225	Claman-Demelo	Zachary	CAN	1:01,980	17	0:00,156	0:00,011	88,9 km/h
12	2	254	Bezel	Petr	CZE	1:01,984	14	0:00,160	0:00,004	88,9 km/h
13	11	225	Claman-Demelo	Zachary	CAN	1:01,996	16	0:00,172	0:00,012	88,9 km/h
14	17	246	Roovers	Noah	BEL	1:01,997	19	0:00,173	0:00,001	88,9 km/h
15	9	230	Gillis	Cody	AUS	1:02,000	16	0:00,176	0:00,003	88,9 km/h
16	6	222	Renaudin	Adrien	FRA	1:02,009	16	0:00,185	0:00,009	88,9 km/h
17	9	230	Gillis	Cody	AUS	1:02,009	14	0:00,185	0:00,000	88,9 km/h
18	2	254	Bezel	Petr	CZE	1:02,029	16	0:00,205	0:00,020	88,9 km/h
19	9	230	Gillis	Cody	AUS	1:02,031	15	0:00,207	0:00,002	88,9 km/h
20	2	254	Bezel	Petr	CZE	1:02,041	18	0:00,217	0:00,010	88,8 km/h

### Warm-Up 125 MAX

Strecke / track: 1531m

started: 30 classified: 30 not classified: 0

Doc. 90

Pos	Str. Nr.	Fahrer Driver	Nation	Entrant	Nation	Runden Laps	Gesamtzeit Differenz	Abstand Gap	beste Runde best Lap	in R. in L.	o Gesch. o Speed
1	210	Szabo, Nikolas	SVK	Kart One Arena Racing Team	SVK	5			1:13,501	5	75,0 km/h
2	260	Runic, Pierre	BH	Sportstil Akk	SLO	3	0:00,204	0:00,204	1:13,705	1	74,8 km/h
3	235	Brooks, Christian	USA	Maxspeed Group	USA	3	0:00,898	0:00,694	1:14,399	1	74,1 km/h
4	251	McCarthy, Jack	GBR	Strawberry Racing	GBR	1	0:01,285	0:00,387	1:14,786	1	73,7 km/h
5	223	Ibanez, Lluç	ESP	Binakart	ESP	2	0:01,343	0:00,058	1:14,844	2	73,6 km/h
6	267	Pook, Pasqual	UAE	Al Ain Raceway	UAE	1	0:01,415	0:00,072	1:14,916	1	73,6 km/h
7	214	Schoell, Nicolas	AUT	Strawberry Racing	GBR	1	0:01,819	0:00,404	1:15,320	1	73,2 km/h
8	261	Borlido, Bruno	POR	Borlido Bruno	POR	5	0:01,896	0:00,077	1:15,397	4	73,1 km/h
9	225	Claman-Demelo, Zachary	CAN	SRA Karting International Inc	CAN	2	0:01,972	0:00,076	1:15,473	2	73,0 km/h
10	271	Trombelli, Alessandro	ITA	KR Sport	ITA	2	0:02,167	0:00,195	1:15,668	2	72,8 km/h
11	262	Darder, Francisco	ARG	Darder Francisco	ARG	6	0:02,273	0:00,106	1:15,774	5	72,7 km/h
12	247	Besler, Berkay	TUR	Besler Mehmet	TUR	2	0:02,892	0:00,619	1:16,393	2	72,1 km/h
13	258	Rosate, Joao	BRA	Mach 5 Karting	BRA	6	0:03,753	0:00,861	1:17,254	5	71,3 km/h
14	246	Roovers, Noah	BEL	Daems Racing Team	BEL	1	0:03,937	0:00,184	1:17,438	1	71,2 km/h
15	249	Kivi, Kairo	EST	TGT Racing	EST	4	0:03,988	0:00,051	1:17,489	4	71,1 km/h
16	238	Fridell, Rasmus	SWE	Radne Motor AB	SWE	2	0:04,220	0:00,232	1:17,721	2	70,9 km/h
17	203	White, Josh	GBR	Coles Racing	GBR	2	0:04,280	0:00,060	1:17,781	2	70,9 km/h
18	230	Gillis, Cody	AUS	International Karting Distribution	AUS	1	0:06,326	0:02,046	1:19,827	1	69,0 km/h
19	226	Di Leo, Marco	CAN	SRA Karting International Inc	CAN	3	0:06,434	0:00,108	1:19,935	3	69,0 km/h
20	231	Tuominen, Rasmus	FIN	Kohtala Sports	FIN	1	0:07,740	0:01,306	1:21,241	1	67,8 km/h
21	264	Dreyspring, Christopher	GER	VPDR	AUT	1	0:07,809	0:00,069	1:21,310	1	67,8 km/h
22	253	Skelton, Josh	GBR	Coles Racing	GBR	1	0:08,015	0:00,206	1:21,516	1	67,6 km/h
23	234	Kverkild, Ruben	NOR	Pro-Karting	NOR	1	0:08,450	0:00,435	1:21,951	1	67,3 km/h
24	218	Takano, Yuta	JPN	Eiko Japan	JPN	1	0:09,983	0:01,533	1:23,484	1	66,0 km/h
25	265	Tancredi, Rocco	ITA	Salvatore Tancredi	ITA	1	0:11,136	0:01,153	1:24,637	1	65,1 km/h
26	248	Saganas, Christos	GRE	Saganas Team	GRE	1	0:37,436	0:26,300	1:50,937	1	49,7 km/h
27	255	Fourquemin, Paul	FRA	Fourquemin Paul	FRA	1	1:10,223	0:32,787	2:23,724	1	38,3 km/h
28	216	Mizuno, Koki	JPN	Eiko Japan	JPN	0					
29	254	Bezel, Petr	CZE	Petr Bezel	CZE	0		0:00,000			
30	221	Van Berlo, Kay	NED	Hugo Motorsports	NED	0		0:00,000			

Clerk of the Course: R.Brito/R.Moselli/L.Azevedo/M.Branco Race-Control:T.Lainer Race director:N.Edwards

Stewards: R.Norbury / M.Guignard / L.Roby / P.Lackman / V.Sousa / N.Giorgione

Scrutineer: P.Klaassen / E.Salmon / F.Loeur / R.Jafer / J.M. Ruhani / R.Roberio

Time Keeping: KART-DATA timing service Franz Schieszler / Martin Summerer



# RESULTS GRAND FINALS 2016

## SARNO / ITALY, OCT. 15 - 22



### Warm-Up 125 MAX

Strecke / track: 1531    started: 30    classified: 30    not classified: 0

Fahrername Driver	Szabo Nikolas	Runic Pierre	Brooks Christian	Mc Carthy Jack	Ibanez Lluc	Pook Pasqual	Schoell Nicolas	Borlido Bruno	Demelo Zachary	Trombelli Alessandro	Darder Francisco	Besler Berkay
schnellste Runde in Runde	1:13,501 Rn. 5	1:13,705 Rn. 1	1:14,399 Rn. 1	1:14,786 Rn. 1	1:14,844 Rn. 2	1:14,916 Rn. 1	1:15,320 Rn. 1	1:15,397 Rn. 4	1:15,473 Rn. 2	1:15,668 Rn. 2	1:15,774 Rn. 5	1:16,393 Rn. 2
Speed	75,0 km/h	74,8 km/h	74,1 km/h	73,7 km/h	73,6 km/h	73,6 km/h	73,2 km/h	73,1 km/h	73,0 km/h	72,8 km/h	72,7 km/h	72,1 km/h
Lap 1	1:17,898	<u>1:13,705</u>	<u>1:14,399</u>	<u>1:14,786</u>	1:15,687	<u>1:14,916</u>	<u>1:15,320</u>	1:19,110	1:16,737	1:16,038	1:20,135	1:19,083
Lap 2	1:14,941	1:14,158	1:15,409		<u>1:14,844</u>			1:17,235	<u>1:15,473</u>	<u>1:15,668</u>	1:19,996	<u>1:16,393</u>
Lap 3	1:14,317	1:13,878	1:15,187					1:16,875			1:17,657	
Lap 4	1:14,887							<u>1:15,397</u>			1:18,045	
Lap 5	<u>1:13,501</u>							1:16,020			<u>1:15,774</u>	
Lap 6											1:16,335	



# RESULTS GRAND FINALS 2016

## SARNO / ITALY, OCT. 15 - 22



### Warm-Up 125 MAX

Strecke / track: 1531 started: 30 classified: 30 not classified: 0

Fahrername Driver	Rosate Joao	Roovers Noah	Kivi Kairo	Fridell Rasmus	White Josh	Gillis Cody	Di Leo Marco	Tuominen Rasmus	Dreyspring Christopher	Skelton Josh	Kverkild Ruben	Takano Yuta
schnellste Runde in Runde	1:17,254 Rn. 5	1:17,438 Rn. 1	1:17,489 Rn. 4	1:17,721 Rn. 2	1:17,781 Rn. 2	1:19,827 Rn. 1	1:19,935 Rn. 3	1:21,241 Rn. 1	1:21,310 Rn. 1	1:21,516 Rn. 1	1:21,951 Rn. 1	1:23,484 Rn. 1
Speed	71,3 km/h	71,2 km/h	71,1 km/h	70,9 km/h	70,9 km/h	69,0 km/h	69,0 km/h	67,8 km/h	67,8 km/h	67,6 km/h	67,3 km/h	66,0 km/h
Lap 1	1:21,726	<u>1:17,438</u>	1:21,923	1:21,860	1:19,291	<u>1:19,827</u>	1:22,425	<u>1:21,241</u>	<u>1:21,310</u>	<u>1:21,516</u>	<u>1:21,951</u>	<u>1:23,484</u>
Lap 2	1:18,005		1:18,992	<u>1:17,721</u>	<u>1:17,781</u>		1:21,675					
Lap 3	1:19,814		1:18,749				<u>1:19,935</u>					
Lap 4	1:17,970		<u>1:17,489</u>									
Lap 5	<u>1:17,254</u>											
Lap 6	1:18,527											



# RESULTS GRAND FINALS 2016

## SARNO / ITALY, OCT. 15 - 22



### Warm-Up 125 MAX

Strecke / track: 1531      started: 30      classified: 30      not classified: 0

Fahrername Driver	Tancredi Rocco	Saganas Christos	Fourquemin Paul	Mizuno Koki	Bezel Petr	Van Berlo Kay	
schnellste Runde in Runde	1:24,637 Rn. 1	1:50,937 Rn. 1	2:23,724 Rn. 1				
Speed	65,1 km/h	49,7 km/h	38,3 km/h				
Lap 1	<u>1:24,637</u>	<u>1:50,937</u>	<u>2:23,724</u>				
Lap 2							
Lap 3							
Lap 4							
Lap 5							
Lap 6							



## Warm-Up 125 MAX

### Beste Rundenzeiten / best laptimes

Strecke / track: 1531m

Pos	Race Pos.	Str. Nr.	Fahrer driver	Vorname	NAT	Rundenzeit lap time	in R. in lap	Differenz gap first	Abstand gap	Ø Geschw. Ø speed
1	1	210	Szabo	Nikolas	SVK	1:13,501	5			75,0 km/h
2	2	260	Runic	Pierre	BIH	1:13,705	1	0:00,204	0:00,204	74,8 km/h
3	2	260	Runic	Pierre	BIH	1:13,878	3	0:00,377	0:00,173	74,6 km/h
4	2	260	Runic	Pierre	BIH	1:14,158	2	0:00,657	0:00,280	74,3 km/h
5	1	210	Szabo	Nikolas	SVK	1:14,317	3	0:00,816	0:00,159	74,2 km/h
6	3	235	Brooks	Christian	USA	1:14,399	1	0:00,898	0:00,082	74,1 km/h
7	4	251	Mc Carthy	Jack	GBR	1:14,786	1	0:01,285	0:00,387	73,7 km/h
8	5	223	Ibanez	Lluc	ESP	1:14,844	2	0:01,343	0:00,058	73,6 km/h
9	1	210	Szabo	Nikolas	SVK	1:14,887	4	0:01,386	0:00,043	73,6 km/h
10	6	267	Pook	Pasqual	UAE	1:14,916	1	0:01,415	0:00,029	73,6 km/h
11	1	210	Szabo	Nikolas	SVK	1:14,941	2	0:01,440	0:00,025	73,5 km/h
12	3	235	Brooks	Christian	USA	1:15,187	3	0:01,686	0:00,246	73,3 km/h
13	7	214	Schoell	Nicolas	AUT	1:15,320	1	0:01,819	0:00,133	73,2 km/h
14	8	261	Borlido	Bruno	POR	1:15,397	4	0:01,896	0:00,077	73,1 km/h
15	3	235	Brooks	Christian	USA	1:15,409	2	0:01,908	0:00,012	73,1 km/h
16	9	225	Claman-Demelo	Zachary	CAN	1:15,473	2	0:01,972	0:00,064	73,0 km/h
17	10	271	Trombelli	Alessandro	ITA	1:15,668	2	0:02,167	0:00,195	72,8 km/h
18	5	223	Ibanez	Lluc	ESP	1:15,687	1	0:02,186	0:00,019	72,8 km/h
19	11	262	Darder	Francisco	ARG	1:15,774	5	0:02,273	0:00,087	72,7 km/h
20	8	261	Borlido	Bruno	POR	1:16,020	5	0:02,519	0:00,246	72,5 km/h



### Pre-Finals 125 MAX

Strecke / track: 1531m

schnellste Rennrunde gefahren von Felix Warge aus Lauf 1 / Runde 14 in 1:20,879

Doc. 84

Pos	Str. Nr.	Fahrer Driver	NAT	Entrant	NAT-E	Runden laps	Zeit time	Abstand Gap	Lauf Pos Heat	Rn. Lp	Zeit Time	schnellste Runde fastest Lap	in Runde in Lap
1	206	Mavlanov, Denis	RUS	Andriychuk Vladimir	RUS	15	20:25,113						
2	222	Renaudin, Adrien	FRA	Patrice Renaudin	FRA	15	20:27,129	0:02,016					
3	264	Dreyspring, Christopher	GER	VPDR	AUT	15	20:27,957	0:00,828					
4	234	Kverkild, Ruben	NOR	Pro-Karting	NOR	15	20:34,136	0:06,179					
5	272	Warge, Felix	BEL	Icepol Racing Team	BEL	15	20:29,642						
6	230	Gillis, Cody	AUS	International Karting Distribution	AUS	15	20:37,764	0:08,122					
7	251	McCarthy, Jack	GBR	Strawberry Racing	GBR	15	20:36,243						
8	231	Tuominen, Rasmus	FIN	Kohtala Sports	FIN	15	20:38,486	0:02,243					
9	223	Ibanez, Lluç	ESP	Binakart	ESP	15	20:39,157	0:00,671					
10	216	Mizuno, Koki	JPN	Eiko Japan	JPN	15	20:39,194	0:00,037					
11	258	Rosate, Joao	BRA	Mach 5 Karting	BRA	15	20:42,025	0:02,831					
12	246	Roovers, Noah	BEL	Daems Racing Team	BEL	15	20:40,625						
13	254	Bezel, Petr	CZE	Petr Bezel	CZE	15	20:42,941	0:02,316					
14	235	Brooks, Christian	USA	Maxspeed Group	USA	15	20:41,123						
15	226	Di Leo, Marco	CAN	SRA Karting International Inc	CAN	15	20:46,437	0:05,314					
16	247	Besler, Berkay	TUR	Besler Mehmet	TUR	15	20:46,223						
17	248	Saganas, Christos	GRE	Saganas Team	GRE	15	20:53,820	0:07,597					
18	238	Fridell, Rasmus	SWE	Radne Motor AB	SWE	15	20:46,764						
19	225	Claman-Demelo, Zachary	CAN	SRA Karting International Inc	CAN	15	20:54,399	0:07,635					
20	244	Van Parijs, Glenn	BEL	Van Parijs Glenn	BEL	15	20:46,962						
21	255	Fourquemin, Paul	FRA	Fourquemin Paul	FRA	15	20:58,341	0:11,379					
22	218	Takano, Yuta	JPN	Eiko Japan	JPN	15	20:47,811						
23	271	Trombelli, Alessandro	ITA	KR Sport	ITA	15	20:58,578	0:10,767					
24	265	Tancredi, Rocco	ITA	Salvatore Tancredi	ITA	15	20:50,590						
25	260	Runic, Pierre	BIH	Sportstil Akk	SLO	15	20:58,581	0:07,991					
26	249	Kivi, Kairo	EST	TGT Racing	EST	15	20:51,139						
27	221	Van Berlo, Kay	NED	Hugo Motorsports	NED	15	21:02,616	0:11,477					
28	210	Szabo, Nikolas	SVK	Kart One Arena Racing Team	SVK	15	20:52,900						
29	261	Borlido, Bruno	POR	Borlido Bruno	POR	15	21:05,160	0:12,260					
30	214	Schoell, Nicolas	AUT	Strawberry Racing	GBR	15	20:54,837						
31	203	White, Josh	GBR	Coles Racing	GBR	15	21:05,909	0:11,072					
32	262	Darder, Francisco	ARG	Darder Francisco	ARG	15	20:55,853						
33	267	Pook, Pasqual	UAE	Al Ain Raceway	UAE	15	21:11,762	0:15,909					





### Pre-Finals 125 MAX

Strecke / track: 1531m

schnellste Rennrunde gefahren von Felix Warge aus Lauf 1 / Runde 14 in 1:20,879

Doc. 84

Pos	Str. Nr.	Fahrer Driver	NAT	Entrant	NAT-E	Runden laps	Zeit time	Abstand Gap	Lauf Pos Heat	Rn. Lp	Zeit Time	schnellste Runde fastest Lap	in Runde in Lap
34	253	Skelton, Josh	GBR	Coles Racing	GBR	15	20:59,275						
Not qualified for the Final													
35	256	Andreasen, Lasse	DEN	Carsten Andreasen	DEN	15	21:12,836	0:13,561					
36	236	Gonzalez Giarde, Javier	MEX	Roberto Elizondo	MEX	15	21:01,222						
37	205	Craig, Jake	USA	Maxspeed Group	USA	15	21:15,040	0:13,818					
38	240	De Bonis, Ramiro	ARG	Jorge De Bonis	ARG	15	21:03,254						
39	201	Sjoeberg, Jesper	SWE	Radne Motor AB	SWE	15	21:16,003	0:12,749					
40	243	Donnelly, Gary	IRL	Strawberry Racing	GBR	15	21:04,000						
41	266	Kotyk, Felix	AUT	VPDR	AUT	15	21:20,490	0:16,490					
42	219	Vincze, Adam	HUN	Top-Motorsport Egyesulet	HUN	15	21:04,294						
43	227	Mccaughan, Coltin	CAN	SRA Karting International Inc	CAN	15	21:28,503	0:24,209					
44	241	Welezinski, Wiktor	POL	KMS	POL	15	21:06,367						
45	245	Dina, Alexandru Const	ROU	Road Runner Racing Team	ROU	15	21:33,987	0:27,620					
46	268	Peroni, Giulio	UAE	Al Ain Raceway	UAE	15	21:16,091						
47	259	Matejcek, Jiri	CZE	JM-Kart Klub V ACR	CZE	15	21:53,731	0:37,640					
48	242	Ritter, Kellen	CAN	SRA Karting International Inc	CAN	15	21:21,764						
49	220	Novak, Mario	AUT	Peter Kalman	AUT	14	19:49,329		1 R				
50	202	Schwiter, Jan	SUI	Kart-Club Oerlikon	SUI	15	21:29,277		-1 R				
51	208	Kim, Kang Du	KOR	Pino Kart Racing	KOR	12	17:35,737		3 R				
52	252	Mcconnell, Jack	IRL	Mcconnell Jack	GBR	15	21:33,927		-3 R				
53	217	Englert, Maximilian	PAR	Mach 5 Karting	BRA	12	17:36,225		3 R				
54	209	Thompson, Alain Delon	RSA	Alan Thompson	RSA	15	21:34,970		-3 R				
55	215	Gamberini, Pablo Antonio	CHI	Sodi Kart Italia SKR	ITA	5	7:33,944		10 R				
56	250	Rizk, Christophe	LIB	Azimat Automotive Sal	LIB	15	21:41,563		-10 R				
57	239	Mettetal, Thomas	FRA	Mettetal Thomas	FRA	3	4:24,880		12 R				
58	224	Ferro, Diego	PER	Racing Components	COL	15	21:45,014		-12 R				
59	204	Fife, Joshua	AUS	International Karting Distribution	AUS	0	0:00,000		15 R				
60	212	Salhi, Sofiane	ALG	Salhi Sofiane	ALG	15	21:46,902		-15 R				
61	211	Pratama, M Ferrel	INA	KRS Motorsports	MAS	0	0:00,000		15 R				
62	269	Hayek, Tarek	EGY	Ghibli Raceway Egypt	EGY	6	9:12,138		-6 R				
63	213	Christian, Silvano	INA	KRS Motorsports	MAS	0	0:00,000		6 R				
64	228	Mazzaferro, Gianfranco	CAN	SRA Karting International Inc	CAN	0	0:03,593	0:03,593					
65	232	Sario, Robin	FIN	Kohtala Sports	FIN	0	0:00,000						



### Pre-Finals 125 MAX

Strecke / track: 1531m

schnellste Rennrunde gefahren von Felix Warge aus Lauf 1 / Runde 14 in 1:20,879

Doc. 84

Pos	Str. Nr.	Fahrer Driver	NAT	Entrant	NAT-E	Runden laps	Zeit time	Abstand Gap	Lauf Pos Heat	Rn. Lp	Zeit Time	schnellste Runde fastest Lap	in Runde in Lap
66	270	Dias, Joshua	RSA	Herder Dias	RSA	0	0:00,000	0:00,000					
not classified													
-	263	Laghi, Filippo	ITA	Laghi Filippo	ITA	-1	8:28,999						
-	233	Travnikov, Sergei	RUS	Andriychuk Vladimir	RUS	-1	20:49,425						

Clerk of the Course: R.Brito/R.Moselli/L.Azevedo/M.Branco Race-Control:T.Lainer Race director:N.Edwards

Stewards: R.Norbury / M.Guignard / L.Roby / P.Lackman / V.Sousa / N.Giorgione

Scrutineer: P.Klaassen / E.Salmon / F.Loeur / R.Jafer / J.M. Ruhani / R.Roberio

Time Keeping: KART-DATA timing service Franz Schieszler / Martin Summerer



### Pre-Final B 125 MAX

# NEU - NEW

Strecke / track: 1531m  
 started: 34 classified: 32 not classified: 2

class: 125 M  
 excluded: 2

fastest Lap Tuominen, Rasmus at: 1:21,071  
 Doc. 80.4

Pos	Str. Nr.	Fahrer Driver	Nation	Entrant	Nation	Runden Laps	Gesamtzeit Differenz	Abstand Gap	beste Runde best Lap	in R. in L.	Ø Geschw. Ø Speed
1	222	Renaudin, Adrien		Patrice Renaudin		15	20:27,129		1:21,297	7	67,4 km/h
2	234	Kverkild, Ruben		Pro-Karting International Karting Distribution		15	20:34,136 0:07,007	0:07,007	1:21,457	5	67 km/h
3	230	Gillis, Cody				15	20:37,764 0:10,635	0:03,628	1:21,525	13	66,8 km/h
4	231	Tuominen, Rasmus		Kohtala Sports		15	20:38,486 0:11,357	0:00,722	1:21,071	14	68 km/h
5	216	Mizuno, Koki		Eiko Japan		15	20:39,194 0:12,065	0:00,708	1:21,806	7	66,7 km/h
6	246	Roovers, Noah		Daems Racing Team		15	20:40,625 0:13,496	0:01,431	1:21,855	6	66,6 km/h
7	235	Brooks, Christian		Maxspeed Group		15	20:41,123 0:13,994	0:00,498	1:21,388	9	66,6 km/h
8	247	Besler, Berkay		Besler Mehmet		15	20:46,223 0:19,094	0:05,100	1:21,798	11	66,3 km/h
9	238	Fridell, Rasmus		Radne Motor AB		15	20:46,764 0:19,635	0:00,541	1:21,708	12	66,3 km/h
10	244	Van Parijs, Glenn		Van Parijs Glenn		15	20:46,962 0:19,833	0:00,198	1:21,631	12	66,3 km/h
11	218	Takano, Yuta		Eiko Japan		15	20:47,811 0:20,682	0:00,849	1:22,056	15	66,3 km/h
12	265	Tancredi, Rocco		Salvatore Tancredi		15	20:50,590 0:23,461	0:02,779	1:21,757	13	66,1 km/h
13	249	Kivi, Kairo		TGT Racing		15	20:51,139 0:24,010	0:00,549	1:21,625	13	66,1 km/h
14	210	Szabo, Nikolas		Kart One Arena Racing Team		15	20:52,900 0:25,771	0:01,761	1:21,554	14	66 km/h
15	214	Schoell, Nicolas		Strawberry Racing		15	20:54,837 0:27,708	0:01,937	1:21,677	12	65,9 km/h
16	262	Darder, Francisco		Darder Francisco		15	20:55,853 0:28,724	0:01,016	1:22,444	14	65,9 km/h
17	253	Skelton, Josh		Coles Racing		15	20:59,275 0:32,146	0:03,422	1:21,564	15	65,7 km/h

### Not qualified for the Final

18	236	Gonzalez Giarde, Javier		Roberto Elizondo		15	21:01,222 0:34,093	0:01,947	1:22,511	10	65,6 km/h
19	240	De Bonis, Ramiro		Jorge De Bonis		15	21:03,254 0:36,125	0:02,032	1:22,559	15	65,4 km/h
20	243	Donnelly, Gary		Strawberry Racing		15	21:04,000 0:36,871	0:00,746	1:22,696	13	65,4 km/h
21	219	Vincze, Adam		Top-Motorsport Egyesulet		15	21:04,294 0:37,165	0:00,294	1:22,702	13	65,4 km/h
22	241	Welezinski, Wiktor		KMS		15	21:06,367 0:39,238	0:02,073	1:22,357	12	65,3 km/h
23	268	Peroni, Giulio		Al Ain Raceway		15	21:16,091 0:48,962	0:09,724	1:22,913	14	64,8 km/h
24	242	Ritter, Kellen		SRA Karting International Inc		15	21:21,764 0:54,635	0:05,673	1:22,471	12	64,5 km/h
25	202	Schwiter, Jan		Kart-Club Oerlikon		15	21:29,277 1:02,148	0:07,513	1:24,315	15	64,1 km/h
26	252	Mcconnell, Jack		Mcconnell Jack		15	21:33,927 1:06,798	0:04,650	1:22,767	14	63,9 km/h
27	209	Thompson, Alain Delon		Alan Thompson		15	21:34,970 1:07,841	0:01,043	1:23,930	11	63,8 km/h
28	250	Rizk, Christophe		Azimut Automotive Sal		15	21:41,563 1:14,434	0:06,593	1:23,615	12	63,5 km/h
29	224	Ferro, Diego		Racing Components		15	21:45,014 1:17,885	0:03,451	1:23,767	13	63,4 km/h
30	212	Salhi, Sofiane		Salhi Sofiane		15	21:46,902 1:19,773	0:01,888	1:23,966	10	63,3 km/h



Pre-Final B 125 MAX

**NEU - NEW**

Strecke / track: 1531m  
started: 34 classified: 32 not classified: 2

class: 125 MAX  
excluded: 2

fastest Lap Tuominen, Rasmus at: 1:21,071  
Doc. 80.4

Pos	Str. Nr.	Fahrer Driver	Nation	Entrant	Nation	Runden Laps	Gesamtzeit Differenz	Abstand Gap	beste Runde best Lap	in R. in L.	o Geschw. p Speed
31	269	Hayek, Tarek	EGY	Ghibli Raceway Egypt	EGY	6	9:12,138 9 R	9 R	1:27,904	3	59,9 km/h 62,7 km/h
32	228	Mazzaferro, Gianfranco	CAN	SRA Karting International Inc	CAN	0	0:03,593 15 R	6 R			
	263	Laghi, Filippo	ITA	Laghi Filippo	ITA		EXCLUDED				
	233	Travnikov, Sergei	RUS	Andriychuk Vladimir	RUS		EXCLUDED				

StNr. 244,210,214,253,242,212,224,252,209,250 10 sec penalty Frontfairing  
StNr. 233,263 Exclusion from the meeting

Clerk of the Course: R.Brito/R.Moselli/L.Azevedo/M.Branco Race-Control:T.Lainer Race director:N.Edward  
Stewards: R.Norbury / M.Guignard / L.Roby / P.Lackman / V.Sousa / N.Giorgione  
Scrutineer: P.Klaassen / E.Salmon / F.Loer / R.Jafer / J.M. Ruhani / R.Roberio  
Time Keeping: KART-DATA timing service Franz Schieszler / Martin Summerer

Zeitnahme / timekeeping

control  
*Schieszler*  
Franz Schieszler

gedruckt um / printed at: 18:09:58



# RESULTS GRAND FINALS 2016

## SARNO / ITALY, OCT. 15 - 22



### Pre-Final B 125 MAX

Strecke / track: 1531

Fahrername Driver	Renaudin Adrien	Kverkild Ruben	Gillis Cody	Tuominen Rasmus	Mizuno Koki	Roovers Noah	Brooks Christian	Besler Berkay	Fridell Rasmus	Van Parijs Glenn	Takano Yuta	Tancredi Rocco
schnellste Runde in Runde	1:21,297 Rn. 7	1:21,457 Rn. 5	1:21,525 Rn. 13	1:21,071 Rn. 14	1:21,806 Rn. 7	1:21,855 Rn. 6	1:21,388 Rn. 9	1:21,798 Rn. 11	1:21,708 Rn. 12	1:21,631 Rn. 12	1:22,056 Rn. 15	1:21,757 Rn. 13
Speed	67,8 km/h	67,7 km/h	67,6 km/h	68,0 km/h	67,4 km/h	67,3 km/h	67,7 km/h	67,4 km/h	67,5 km/h	67,5 km/h	67,2 km/h	67,4 km/h
Lap 1	1:22,013	1:24,900	1:23,489	1:25,634	1:24,121	1:23,274	1:25,920	1:30,054	1:26,304	1:24,471	1:25,629	1:29,400
Lap 2	1:21,866	1:21,994	1:22,714	1:23,284	1:22,030	1:22,536	1:24,508	1:24,585	1:24,959	1:23,375	1:23,809	1:24,568
Lap 3	1:21,629	1:22,079	1:23,064	1:22,857	1:22,597	1:22,427	1:22,509	1:22,880	1:23,534	1:22,748	1:24,054	1:23,706
Lap 4	1:21,542	1:22,207	1:22,374	1:22,096	1:22,387	1:22,077	1:21,983	1:21,799	1:22,976	1:22,198	1:22,653	1:24,043
Lap 5	1:21,349	<u>1:21,457</u>	1:22,882	1:22,609	1:22,829	1:22,189	1:22,389	1:22,834	1:23,120	1:22,130	1:23,213	1:23,013
Lap 6	1:21,426	1:21,592	1:22,326	1:21,507	1:21,941	<u>1:21,855</u>	1:22,628	1:22,338	1:23,929	1:22,348	1:23,021	1:23,208
Lap 7	<u>1:21,297</u>	1:21,821	1:21,932	1:22,698	<u>1:21,806</u>	1:22,402	1:22,771	1:22,571	1:22,354	1:21,692	1:22,950	1:22,687
Lap 8	1:21,404	1:21,927	1:22,590	1:21,849	1:22,373	1:22,695	1:23,434	1:21,925	1:21,934	1:21,908	1:22,907	1:22,323
Lap 9	1:21,568	1:21,572	1:22,549	1:21,644	1:22,081	1:22,213	<u>1:21,388</u>	1:22,911	1:22,261	1:21,772	1:23,377	1:22,204
Lap 10	1:21,887	1:21,685	1:22,272	1:22,010	1:22,252	1:22,372	1:21,718	1:22,209	1:21,916	1:21,878	1:22,367	1:22,044
Lap 11	1:21,596	1:21,539	1:22,029	1:21,900	1:22,730	1:23,528	1:21,829	<u>1:21,798</u>	1:22,550	1:22,317	1:22,199	1:22,778
Lap 12	1:21,772	1:21,930	1:22,411	1:22,766	1:23,619	1:24,351	1:22,067	1:22,061	<u>1:21,708</u>	<u>1:21,631</u>	1:22,093	1:22,649
Lap 13	1:21,894	1:22,051	<u>1:21,525</u>	1:22,255	1:22,220	1:22,186	1:21,687	1:22,403	1:21,794	1:22,216	1:22,709	<u>1:21,757</u>
Lap 14	1:21,898	1:22,407	1:21,798	<u>1:21,071</u>	1:22,019	1:22,518	1:21,779	1:21,923	1:21,863	1:21,787	1:22,090	1:22,385
Lap 15	1:22,533	1:22,432	1:22,282	1:21,459	1:22,520	1:22,538	1:21,752	1:22,118	1:21,934	1:22,298	<u>1:22,056</u>	1:21,834



# RESULTS GRAND FINALS 2016

## SARNO / ITALY, OCT. 15 - 22



### Pre-Final B 125 MAX

Strecke / track: 1531

Fahrername Driver	Kivi Kairo	Szabo Nikolas	Schoell Nicolas	Darder Francisco	Skelton Josh	Giarde Javier	De Bonis Ramiro	Donnelly Gary	Vincze Adam	Welezinski Wiktor	Peroni Giulio	Ritter Kellen
schnellste Runde in Runde	1:21,625 Rn. 13	1:21,554 Rn. 14	1:21,677 Rn. 12	1:22,444 Rn. 14	1:21,564 Rn. 15	1:22,511 Rn. 10	1:22,559 Rn. 15	1:22,696 Rn. 13	1:22,702 Rn. 13	1:22,357 Rn. 12	1:22,913 Rn. 14	1:22,471 Rn. 12
Speed	67,5 km/h	67,6 km/h	67,5 km/h	66,9 km/h	67,6 km/h	66,8 km/h	66,8 km/h	66,6 km/h	66,6 km/h	66,9 km/h	66,5 km/h	66,8 km/h
Lap 1	1:27,950	1:24,017	1:25,659	1:27,439	1:25,404	1:31,331	1:27,491	1:29,708	1:29,680	1:25,625	1:28,575	1:28,444
Lap 2	1:24,989	1:22,824	1:23,140	1:26,199	1:23,839	1:24,309	1:25,300	1:24,422	1:25,398	1:25,426	1:26,240	1:25,226
Lap 3	1:24,498	1:22,517	1:22,614	1:23,590	1:23,060	1:23,712	1:24,218	1:24,132	1:25,950	1:24,081	1:25,053	1:30,040
Lap 4	1:23,920	1:22,901	1:22,045	1:23,967	1:21,827	1:24,943	1:25,074	1:23,200	1:24,506	1:23,212	1:30,304	1:25,479
Lap 5	1:23,310	1:22,593	1:23,495	1:23,806	1:22,549	1:23,523	1:23,565	1:23,554	1:23,391	1:23,321	1:24,835	1:24,042
Lap 6	1:22,617	1:23,226	1:22,291	1:23,202	1:21,846	1:24,255	1:23,525	1:24,675	1:23,516	1:24,334	1:25,152	1:24,046
Lap 7	1:22,255	1:22,359	1:22,779	1:23,187	1:22,680	1:24,323	1:23,440	1:23,546	1:23,641	1:36,754	1:23,643	1:24,416
Lap 8	1:22,535	1:22,457	1:24,784	1:22,553	1:21,918	1:23,050	1:23,006	1:22,927	1:23,352	1:23,118	1:23,881	1:24,298
Lap 9	1:23,085	1:22,046	1:22,458	1:22,728	1:22,030	1:22,858	1:25,174	1:24,460	1:22,746	1:23,076	1:23,175	1:24,011
Lap 10	1:22,544	1:21,927	1:22,367	1:22,562	1:22,146	<u>1:22,511</u>	1:22,904	1:23,198	1:22,720	1:22,696	1:23,795	1:23,479
Lap 11	1:22,324	1:22,107	1:22,480	1:22,843	1:21,841	1:23,001	1:23,749	1:23,489	1:22,851	1:22,618	1:22,968	1:23,081
Lap 12	1:22,067	1:22,568	<u>1:21,677</u>	1:22,843	1:21,901	1:22,667	1:23,034	1:23,196	1:23,744	<u>1:22,357</u>	1:23,557	<u>1:22,471</u>
Lap 13	<u>1:21,625</u>	1:26,235	1:21,808	1:22,779	1:31,812	1:22,853	1:23,401	<u>1:22,696</u>	<u>1:22,702</u>	1:22,561	1:23,089	1:23,575
Lap 14	1:22,063	<u>1:21,554</u>	1:22,474	<u>1:22,444</u>	1:21,700	1:22,983	1:23,978	1:23,380	1:22,869	1:22,441	<u>1:22,913</u>	1:22,658
Lap 15	1:22,054	1:21,923	1:22,216	1:22,490	<u>1:21,564</u>	1:23,058	<u>1:22,559</u>	1:23,382	1:23,427	1:22,526	1:25,171	1:22,914



# RESULTS GRAND FINALS 2016

## SARNO / ITALY, OCT. 15 - 22



### Pre-Final B 125 MAX

Strecke / track: 1531

Fahrername Driver	Schwiter Jan	Mcconnell Jack	Thompson Alain Delon	Rizk Christophe	Ferro Diego	Salhi Sofiane	Hayek Tarek	Mazzaferro Gianfranco	Laghi Filippo	Travnikov Sergei	
schnellste Runde in Runde	1:24,315 Rn. 15	1:22,767 Rn. 14	1:23,930 Rn. 11	1:23,615 Rn. 12	1:23,767 Rn. 13	1:23,966 Rn. 10	1:27,904 Rn. 3				
Speed	65,4 km/h	66,6 km/h	65,7 km/h	65,9 km/h	65,8 km/h	65,6 km/h	62,7 km/h				
Lap 1	1:28,424	1:26,529	1:29,365	1:27,732	1:42,477	1:30,761	1:30,876				
Lap 2	1:27,342	1:23,449	1:25,973	1:26,046	1:24,478	1:25,969	1:34,086				
Lap 3	1:26,460	1:24,662	1:26,410	1:25,608	1:26,441	1:25,235	<u>1:27,904</u>				
Lap 4	1:25,725	1:24,126	1:26,187	1:31,189	1:24,207	1:31,735	1:33,499				
Lap 5	1:25,224	1:23,444	1:25,272	1:25,214	1:24,907	1:26,101	1:28,381				
Lap 6	1:25,754	1:23,383	1:24,431	1:24,006	1:24,507	1:24,677	1:32,502				
Lap 7	1:26,005	1:45,558	1:25,134	1:24,354	1:24,977	1:25,235					
Lap 8	1:25,335	1:24,560	1:25,498	1:23,953	1:25,229	1:24,680					
Lap 9	1:25,429	1:24,605	1:26,778	1:32,177	1:25,737	1:25,783					
Lap 10	1:25,090	1:23,225	1:24,302	1:26,553	1:24,811	<u>1:23,966</u>					
Lap 11	1:24,385	1:23,377	<u>1:23,930</u>	1:25,177	1:24,475	1:24,703					
Lap 12	1:25,519	1:24,673	1:25,067	<u>1:23,615</u>	1:25,605	1:24,392					
Lap 13	1:24,952	1:22,776	1:24,476	1:24,174	<u>1:23,767</u>	1:24,474					
Lap 14	1:24,858	<u>1:22,767</u>	1:24,282	1:24,486	1:23,871	1:24,278					
Lap 15	<u>1:24,315</u>	1:23,398	1:24,913	1:23,893	1:27,151	1:30,820					



## Pre-Final B 125 MAX

### Beste Rundenzeiten / best lap times

Strecke / track: 1531m

Pos	Race Pos.	Str. Nr.	Fahrer driver	Vorname	NAT	Rundenzeit lap time	in R. in lap	Differenz gap first	Abstand gap	Ø Geschw. Ø speed
1	4	231	Tuominen	Rasmus	FIN	1:21,071	14			68,0 km/h
2	1	222	Renaudin	Adrien	FRA	1:21,297	7	0:00,226	0:00,226	67,8 km/h
3	1	222	Renaudin	Adrien	FRA	1:21,349	5	0:00,278	0:00,052	67,8 km/h
4	7	235	Brooks	Christian	USA	1:21,388	9	0:00,317	0:00,039	67,7 km/h
5	1	222	Renaudin	Adrien	FRA	1:21,404	8	0:00,333	0:00,016	67,7 km/h
6	1	222	Renaudin	Adrien	FRA	1:21,426	6	0:00,355	0:00,022	67,7 km/h
7	2	234	Kverkild	Ruben	NOR	1:21,457	5	0:00,386	0:00,031	67,7 km/h
8	4	231	Tuominen	Rasmus	FIN	1:21,459	15	0:00,388	0:00,002	67,7 km/h
9	4	231	Tuominen	Rasmus	FIN	1:21,507	6	0:00,436	0:00,048	67,6 km/h
10	3	230	Gillis	Cody	AUS	1:21,525	13	0:00,454	0:00,018	67,6 km/h
11	2	234	Kverkild	Ruben	NOR	1:21,539	11	0:00,468	0:00,014	67,6 km/h
12	1	222	Renaudin	Adrien	FRA	1:21,542	4	0:00,471	0:00,003	67,6 km/h
13	14	210	Szabo	Nikolas	SVK	1:21,554	14	0:00,483	0:00,012	67,6 km/h
14	17	253	Skelton	Josh	GBR	1:21,564	15	0:00,493	0:00,010	67,6 km/h
15	1	222	Renaudin	Adrien	FRA	1:21,568	9	0:00,497	0:00,004	67,6 km/h
16	2	234	Kverkild	Ruben	NOR	1:21,572	9	0:00,501	0:00,004	67,6 km/h
17	2	234	Kverkild	Ruben	NOR	1:21,592	6	0:00,521	0:00,020	67,6 km/h
18	1	222	Renaudin	Adrien	FRA	1:21,596	11	0:00,525	0:00,004	67,5 km/h
19	13	249	Kivi	Kairo	EST	1:21,625	13	0:00,554	0:00,029	67,5 km/h
20	1	222	Renaudin	Adrien	FRA	1:21,629	3	0:00,558	0:00,004	67,5 km/h





### Pre-Final A 125 MAX

# NEU - NEW

Strecke / track: 1531m  
 started: 29 classified: 29 not classified: 0

class: 125 M  
 not started:

fastest Lap Warge, Felix at: 1:20,879  
 Doc. 76.2

Pos	Str. Nr.	Fahrer Driver	Nation	Entrant	Nation	Runden Laps	Gesamtzeit Differenz	Abstand Gap	beste Runde best Lap	in R. in L.	Ø Geschw. Ø Speed
1	206	Mavlanov, Denis	RUS	Andriyчук Vladimir	RUS	15	20:25,113		1:21,012	15	67,5 km/h
2	264	Dreyspring, Christopher	GER	VPDR	AUT	15	20:27,957 0:02,844	0:02,844	1:21,018	14	67,3 km/h
3	272	Warge, Felix	BEL	Icepol Racing Team	BEL	15	20:29,642 0:04,529	0:01,685	1:20,879	14	67,2 km/h
4	251	Mc Carthy, Jack	GBR	Stawberry Racing	GBR	15	20:36,243 0:11,130	0:06,601	1:21,139	14	66,9 km/h
5	223	Ibanez, Lluç	ESP	Binakart	ESP	15	20:39,157 0:14,044	0:02,914	1:20,982	9	68,1 km/h
6	258	Rosate, Joao	BRA	Mach 5 Karting	BRA	15	20:42,025 0:16,912	0:02,868	1:21,802	14	66,6 km/h
7	254	Bezel, Petr	CZE	Petr Bezel	CZE	15	20:42,941 0:17,828	0:00,916	1:21,688	12	67,5 km/h
8	226	Di Leo, Marco	CAN	SRA Karting International Inc	CAN	15	20:46,437 0:21,324	0:03,496	1:21,817	13	66,3 km/h
9	248	Saganas, Christos	GRE	Saganas Team	GRE	15	20:53,820 0:28,707	0:07,383	1:22,390	5	65,9 km/h
10	225	Claman-Demelo, Zachary	CAN	SRA Karting International Inc	CAN	15	20:54,399 0:29,286	0:00,579	1:22,057	4	65,9 km/h
11	255	Fourquemin, Paul	FRA	Fourquemin Paul	FRA	15	20:58,341 0:33,228	0:03,942	1:22,145	14	65,7 km/h
12	271	Trombelli, Alessandro	ITA	KR Sport	ITA	15	20:58,578 0:33,465	0:00,237	1:21,750	11	67,4 km/h
13	260	Runic, Pierre	BIH	Sportstil Akk	SLO	15	20:58,581 0:33,468	0:00,003	1:22,152	15	65,7 km/h
14	221	Van Berlo, Kay	NED	Hugo Motorsports	NED	15	21:02,616 0:37,503	0:04,035	1:22,015	14	65,5 km/h
15	261	Borlido, Bruno	POR	Borlido Bruno	POR	15	21:05,160 0:40,047	0:02,544	1:21,931	10	67,3 km/h
16	203	White, Josh	GBR	Coles Racing	GBR	15	21:05,909 0:40,796	0:00,749	1:21,817	13	65,3 km/h
17	267	Pook, Pasqual	UAE	Al Ain Raceway	UAE	15	21:11,762 0:46,649	0:05,853	1:22,181	13	67,1 km/h

#### Not qualified for the Final

18	256	Andreasen, Lasse	DEN	Carsten Andreasen	DEN	15	21:12,836 0:47,723	0:01,074	1:23,164	15	65 km/h
19	205	Craig, Jake	USA	Maxspeed Group	USA	15	21:15,040 0:49,927	0:02,204	1:22,264	12	66,3 km/h
20	201	Sjoeberg, Jesper	SWE	Radne Motor AB	SWE	15	21:16,003 0:50,890	0:00,963	1:22,518	10	64,8 km/h
21	266	Kotyk, Felix	AUT	VPDR	AUT	15	21:20,490 0:55,377	0:04,487	1:21,541	10	66,8 km/h
22	227	Mccaughan, Coltin	CAN	SRA Karting International Inc	CAN	15	21:28,503 1:03,390	0:08,013	1:23,199	8	64,2 km/h
23	245	Dina, Alexandru Const	ROU	Road Runner Racing Team	ROU	15	21:33,987 1:08,874	0:05,484	1:23,142	14	66,2 km/h
24	259	Matejcek, Jiri	CZE	JM-Kart Klub V ACR	CZE	15	21:53,731 1:28,618	0:19,744	1:24,698	11	62,9 km/h
25	220	Novak, Mario	AUT	Peter Kalman	AUT	14	19:49,329 1 R	1 R	1:22,260	7	64,9 km/h
26	208	Kim, Kang Du	KOR	Pino Kart Racing	KOR	12	17:35,737 3 R	2 R	1:24,743	12	67 km/h
27	217	Englert, Maximilian	PAR	Mach 5 Karting	BRA	12	17:36,225 3 R	0:00,488	1:24,587	6	62,6 km/h
28	215	Gamberini, Pablo Antonio	CHI	Sodi Kart Italia SKR	ITA	5	7:33,944 10 R	7 R	1:27,166	2	65,2 km/h
29	239	Mettetal, Thomas	FRA	Mettetal Thomas	FRA	3	4:24,880 12 R	2 R	1:24,010	3	62,4 km/h

the following drivers did not start.

232 Sario, Robin







Pre-Final A 125 MAX

**NEU - NEW**

Strecke / track: 1531m class: 125 MAX  
 started: 29 classified: 29 not classified: 0 not started:

fastest Lap Warge, Felix at: 1:20,879  
 Doc. 76.2

Pos	Str. Nr.	Fahrer Driver	Nation	Entrant	Nation	Runden Laps	Gesamtzeit Differenz	Abstand Gap	beste Runde best Lap	in R. in L.	o Geschw. o Speed
204		Fife, Joshua	AUS								
213		Christian, Silvano	INA								
211		Pratama, M Ferrel	INA								
270		Dias, Joshua	RSA								

StNr. 220,271,261,267,201,245,266,259 10 sec penalty Frontfairing  
 StNr. 205 10 sec penalty

Clerk of the Course: R.Brito/R.Moselli/L.Azevedo/M.Branco Race-Control:T.Lainer Race director:N.Edwar  
 Stewards: R.Norbury / M.Guignard / L.Roby / P.Lackman / V.Sousa / N.Giorgione  
 Scrutineer: P.Klaassen / E.Salmon / F.Loer / R.Jafer / J.M. Ruhani / R.Roberio  
 Time Keeping: KART-DATA timing service Franz Schieszler / Martin Summerer

Zeitnahme / timekeeping

  
 Franz Schieszler

gedruckt um / printed at: 14:10:15



# RESULTS GRAND FINALS 2016

## SARNO / ITALY, OCT. 15 - 22



### Pre-Final A 125 MAX

Strecke / track: 1531

Fahrername Driver	Mavlanov Denis	Dreyspring Christopher	Warge Felix	Mc Carthy Jack	Ibanez Lluc	Rosate Joao	Bezel Petr	Di Leo Marco	Saganas Christos	Demelo Zachary	Fourquemin Paul	Trombelli Alessandro
schnellste Runde in Runde	1:21,012 Rn. 15	1:21,018 Rn. 14	1:20,879 Rn. 14	1:21,139 Rn. 14	1:20,982 Rn. 9	1:21,802 Rn. 14	1:21,688 Rn. 12	1:21,817 Rn. 13	1:22,390 Rn. 5	1:22,057 Rn. 4	1:22,145 Rn. 14	1:21,750 Rn. 11
Speed	68,0 km/h	68,0 km/h	68,1 km/h	67,9 km/h	68,1 km/h	67,4 km/h	67,5 km/h	67,4 km/h	66,9 km/h	67,2 km/h	67,1 km/h	67,4 km/h
Lap 1	1:22,175	1:22,361	1:24,379	1:28,189	1:29,370	1:23,674	1:24,865	1:25,607	1:25,954	1:27,799	1:29,694	1:27,751
Lap 2	1:22,343	1:22,296	1:22,954	1:22,825	1:22,806	1:22,706	1:23,097	1:23,319	1:23,672	1:24,253	1:24,573	1:23,926
Lap 3	1:21,807	1:22,012	1:22,301	1:22,731	1:22,010	1:22,980	1:23,165	1:23,151	1:22,665	1:26,576	1:24,832	1:24,121
Lap 4	1:21,633	1:22,193	1:21,966	1:22,035	1:22,729	1:22,872	1:23,227	1:22,708	1:23,306	<u>1:22,057</u>	1:23,118	1:22,853
Lap 5	1:21,573	1:21,818	1:21,782	1:21,943	1:22,680	1:22,033	1:21,893	1:22,583	<u>1:22,390</u>	1:22,692	1:23,794	1:24,562
Lap 6	1:21,516	1:21,373	1:21,584	1:22,069	1:21,633	1:21,988	1:22,461	1:23,712	1:23,877	1:22,868	1:23,281	1:21,849
Lap 7	1:21,429	1:21,865	1:22,113	1:21,889	1:22,770	1:22,407	1:22,512	1:23,473	1:24,008	1:22,458	1:22,491	1:22,769
Lap 8	1:21,178	1:21,472	1:21,779	1:21,281	1:21,841	1:22,347	1:22,589	1:23,487	1:22,841	1:22,466	1:23,042	1:22,020
Lap 9	1:21,154	1:21,503	1:21,485	1:21,500	<u>1:20,982</u>	1:22,215	1:22,982	1:22,676	1:23,000	1:22,141	1:22,684	1:21,858
Lap 10	1:21,155	1:21,267	1:21,266	1:21,388	1:21,265	1:21,882	1:22,159	1:23,301	1:23,845	1:22,431	1:24,153	1:22,689
Lap 11	1:21,125	1:21,746	1:21,339	1:21,381	1:21,232	1:22,257	1:22,518	1:22,141	1:22,691	1:22,208	1:22,636	<u>1:21,750</u>
Lap 12	1:21,484	1:21,738	1:21,454	1:21,201	1:21,107	1:23,362	<u>1:21,688</u>	1:22,052	1:23,187	1:22,938	1:22,594	1:22,132
Lap 13	1:21,879	1:21,697	1:21,068	1:21,571	1:22,269	1:24,138	1:21,955	<u>1:21,817</u>	1:23,073	1:23,280	1:22,384	1:22,305
Lap 14	1:21,620	<u>1:21,018</u>	<u>1:20,879</u>	<u>1:21,139</u>	1:21,207	<u>1:21,802</u>	1:22,231	1:21,875	1:23,214	1:22,918	<u>1:22,145</u>	1:22,191
Lap 15	<u>1:21,012</u>	1:21,619	1:20,972	1:21,247	1:21,424	1:22,947	1:23,168	1:22,309	1:23,577	1:24,095	1:22,507	1:22,818



# RESULTS GRAND FINALS 2016

## SARNO / ITALY, OCT. 15 - 22



### Pre-Final A 125 MAX

Strecke / track: 1531

Fahrername Driver	Runic Pierre	Van Berlo Kay	Borlido Bruno	White Josh	Pook Pasqual	Andreasen Lasse	Craig Jake	Sjoeberg Jesper	Kotyk Felix	Mccaughan Coltin	Dina Alexandru Const	Matejcek Jiri
schnellste Runde in Runde	1:22,152 Rn. 15	1:22,015 Rn. 14	1:21,931 Rn. 10	1:21,817 Rn. 13	1:22,181 Rn. 13	1:23,164 Rn. 15	1:22,264 Rn. 12	1:22,518 Rn. 10	1:21,541 Rn. 10	1:23,199 Rn. 8	1:23,142 Rn. 14	1:24,698 Rn. 11
Speed	67,1 km/h	67,2 km/h	67,3 km/h	67,4 km/h	67,1 km/h	66,3 km/h	67,0 km/h	66,8 km/h	67,6 km/h	66,2 km/h	66,3 km/h	65,1 km/h
Lap 1	1:29,124	1:29,793	1:25,850	1:26,464	1:30,223	1:28,642	1:27,141	1:28,425	1:35,854	1:30,260	1:31,533	1:31,266
Lap 2	1:22,918	1:25,384	1:23,827	1:24,432	1:23,864	1:24,245	1:23,315	1:25,243	1:28,975	1:25,021	1:26,287	1:27,171
Lap 3	1:28,162	1:24,096	1:24,130	1:23,584	1:24,641	1:24,951	1:23,262	1:25,587	1:22,855	1:40,571	1:31,376	1:31,037
Lap 4	1:22,998	1:24,386	1:25,361	1:23,978	1:22,299	1:24,531	1:23,823	1:24,261	1:28,715	1:23,249	1:24,896	1:26,744
Lap 5	1:22,430	1:23,134	1:24,012	1:23,279	1:22,604	1:24,430	1:23,589	1:23,066	1:24,156	1:24,634	1:24,698	1:26,100
Lap 6	1:24,023	1:23,722	1:22,658	1:23,108	1:22,764	1:25,025	1:22,870	1:23,740	1:24,507	1:23,708	1:25,994	1:25,571
Lap 7	1:22,410	1:24,729	1:24,086	1:22,767	1:22,637	1:25,220	1:24,287	1:23,237	1:22,117	1:26,742	1:24,660	1:25,411
Lap 8	1:23,346	1:23,556	1:23,885	1:30,589	1:25,547	1:24,736	1:24,539	1:24,960	1:21,899	<u>1:23,199</u>	1:24,089	1:25,861
Lap 9	1:22,434	1:23,479	1:22,345	1:29,159	1:23,232	1:24,191	1:25,572	1:23,120	1:21,818	1:23,836	1:25,859	1:26,062
Lap 10	1:24,461	1:23,057	<u>1:21,931</u>	1:23,035	1:25,621	1:23,920	1:30,362	<u>1:22,518</u>	<u>1:21,541</u>	1:23,516	1:23,612	1:26,604
Lap 11	1:22,428	1:22,730	1:22,583	1:22,950	1:23,172	1:25,022	1:22,707	1:22,748	1:22,171	1:23,564	1:23,448	<u>1:24,698</u>
Lap 12	1:22,565	1:22,401	1:21,993	1:22,308	1:23,976	1:23,229	<u>1:22,264</u>	1:23,133	1:25,040	1:23,851	1:23,559	1:25,349
Lap 13	1:22,224	1:22,671	1:22,943	<u>1:21,817</u>	<u>1:22,181</u>	1:23,982	1:22,691	1:24,227	1:23,748	1:23,575	1:23,189	1:25,723
Lap 14	1:22,356	<u>1:22,015</u>	1:23,420	1:22,384	1:22,961	1:24,625	1:23,057	1:23,298	1:22,115	1:23,815	<u>1:23,142</u>	1:25,040
Lap 15	<u>1:22,152</u>	1:22,554	1:22,862	1:23,209	1:22,514	<u>1:23,164</u>	1:22,879	1:23,962	1:22,671	1:24,926	1:24,194	1:26,282



# RESULTS GRAND FINALS 2016

## SARNO / ITALY, OCT. 15 - 22



### Pre-Final A 125 MAX

Strecke / track: 1531

Fahrername Driver	Novak Mario	Kim Kang Du	Englert Maximilian	Gamberini Pablo Antonio	Mettetal Thomas	
schnellste Runde in Runde	1:22,260 Rn. 7	1:24,743 Rn. 12	1:24,587 Rn. 6	1:27,166 Rn. 2	1:24,010 Rn. 3	
Speed	67,0 km/h	65,0 km/h	65,2 km/h	63,2 km/h	65,6 km/h	
Lap 1	1:30,048	1:33,273	1:30,186	1:29,514	1:32,136	
Lap 2	1:25,381	1:27,915	1:27,341	<u>1:27,166</u>	1:24,780	
Lap 3	1:24,964	1:27,778	1:27,051	1:27,461	<u>1:24,010</u>	
Lap 4	1:23,042	1:28,062	1:25,486	1:32,364		
Lap 5	1:23,689	1:26,725	1:37,743	1:32,370		
Lap 6	1:23,140	1:26,232	<u>1:24,587</u>			
Lap 7	<u>1:22,260</u>	1:27,275	1:24,599			
Lap 8	1:24,255	1:25,180	1:24,953			
Lap 9	1:23,442	1:25,035	1:28,897			
Lap 10	1:23,528	1:33,767	1:27,784			
Lap 11	1:23,860	1:25,571	1:27,665			
Lap 12	1:23,287	<u>1:24,743</u>	1:24,726			
Lap 13	1:22,517					
Lap 14	1:23,260					
Lap 15						



## Pre-Final A 125 MAX

### Beste Rundenzeiten / best lap times

Strecke / track: 1531m

Pos	Race Pos.	Str. Nr.	Fahrer driver	Vorname	NAT	Rundenzeit lap time	in R. in lap	Differenz gap first	Abstand gap	Ø Geschw. Ø speed
1	3	272	Warge	Felix	BEL	1:20,879	14			68,1 km/h
2	3	272	Warge	Felix	BEL	1:20,972	15	0:00,093	0:00,093	68,1 km/h
3	5	223	Ibanez	Lluc	ESP	1:20,982	9	0:00,103	0:00,010	68,1 km/h
4	1	206	Mavlanov	Denis	RUS	1:21,012	15	0:00,133	0:00,030	68,0 km/h
5	2	264	Dreyspring	Christopher	GER	1:21,018	14	0:00,139	0:00,006	68,0 km/h
6	3	272	Warge	Felix	BEL	1:21,068	13	0:00,189	0:00,050	68,0 km/h
7	5	223	Ibanez	Lluc	ESP	1:21,107	12	0:00,228	0:00,039	68,0 km/h
8	1	206	Mavlanov	Denis	RUS	1:21,125	11	0:00,246	0:00,018	67,9 km/h
9	4	251	Mc Carthy	Jack	GBR	1:21,139	14	0:00,260	0:00,014	67,9 km/h
10	1	206	Mavlanov	Denis	RUS	1:21,154	9	0:00,275	0:00,015	67,9 km/h
11	1	206	Mavlanov	Denis	RUS	1:21,155	10	0:00,276	0:00,001	67,9 km/h
12	1	206	Mavlanov	Denis	RUS	1:21,178	8	0:00,299	0:00,023	67,9 km/h
13	4	251	Mc Carthy	Jack	GBR	1:21,201	12	0:00,322	0:00,023	67,9 km/h
14	5	223	Ibanez	Lluc	ESP	1:21,207	14	0:00,328	0:00,006	67,9 km/h
15	5	223	Ibanez	Lluc	ESP	1:21,232	11	0:00,353	0:00,025	67,9 km/h
16	4	251	Mc Carthy	Jack	GBR	1:21,247	15	0:00,368	0:00,015	67,8 km/h
17	5	223	Ibanez	Lluc	ESP	1:21,265	10	0:00,386	0:00,018	67,8 km/h
18	3	272	Warge	Felix	BEL	1:21,266	10	0:00,387	0:00,001	67,8 km/h
19	2	264	Dreyspring	Christopher	GER	1:21,267	10	0:00,388	0:00,001	67,8 km/h
20	4	251	Mc Carthy	Jack	GBR	1:21,281	8	0:00,402	0:00,014	67,8 km/h

### Warm Up 125 MAX even

Strecke / track: 1531m

started: 36 classified: 36 not classified: 0

Doc. 68

Pos	Str. Nr.	Fahrer Driver	Nation	Entrant	Nation	Runden Laps	Gesamtzeit Differenz	Abstand Gap	beste Runde best Lap	in R. in L.	o Geschw. o Speed
1	272	Warge, Felix	BEL	Icepol Racing Team	BEL	2			1:18,032	2	70,6 km/h
2	264	Dreyspring, Christopher	GER	VPDR	AUT	6	0:00,192	0:00,192	1:18,224	6	70,5 km/h
3	206	Mavlanov, Denis	RUS	Andriychuk Vladimir	RUS	6	0:00,225	0:00,033	1:18,257	5	70,4 km/h
4	260	Runic, Pierre	BIH	Sportstil Akk	SLO	2	0:00,281	0:00,056	1:18,313	2	70,4 km/h
5	232	Sario, Robin	FIN	Kohtala Sports	FIN	6	0:00,433	0:00,152	1:18,465	6	70,2 km/h
6	266	Kotyk, Felix	AUT	VPDR	AUT	6	0:00,633	0:00,200	1:18,665	6	70,1 km/h
7	210	Szabo, Nikolas	SVK	Kart One Arena Racing Team	SVK	2	0:00,855	0:00,222	1:18,887	1	69,9 km/h
8	262	Darder, Francisco	ARG	Darder Francisco	ARG	5	0:00,870	0:00,015	1:18,902	4	69,9 km/h
9	244	Van Parijs, Glenn	BEL	Van Parijs Glenn	BEL	2	0:00,870	0:00,000	1:18,902	2	69,9 km/h
10	256	Andreasen, Lasse	DEN	Carsten Andreasen	DEN	1	0:00,957	0:00,087	1:18,989	1	69,8 km/h
11	246	Roovers, Noah	BEL	Daems Racing Team	BEL	4	0:01,001	0:00,044	1:19,033	4	69,7 km/h
12	226	Di Leo, Marco	CAN	SRA Karting International Inc	CAN	3	0:01,175	0:00,174	1:19,207	3	69,6 km/h
13	238	Fridell, Rasmus	SWE	Radne Motor AB	SWE	1	0:01,267	0:00,092	1:19,299	1	69,5 km/h
14	258	Rosate, Joao	BRA	Mach 5 Karting	BRA	2	0:01,625	0:00,358	1:19,657	2	69,2 km/h
15	236	Gonzalez Giarde, Javier	MEX	Roberto Elizondo	MEX	2	0:01,952	0:00,327	1:19,984	2	68,9 km/h
16	248	Saganas, Christos	GRE	Saganas Team	GRE	2	0:02,039	0:00,087	1:20,071	1	68,8 km/h
17	224	Ferro, Diego	PER	Racing Components	COL	3	0:02,138	0:00,099	1:20,170	3	68,7 km/h
18	252	Mconnell, Jack	IRL	Mconnell Jack	GBR	3	0:02,253	0:00,115	1:20,285	3	68,7 km/h
19	216	Mizuno, Koki	JPN	Eiko Japan	JPN	1	0:02,302	0:00,049	1:20,334	1	68,6 km/h
20	242	Ritter, Kellen	CAN	SRA Karting International Inc	CAN	3	0:02,497	0:00,195	1:20,529	2	68,4 km/h
21	212	Salhi, Sofiane	ALG	Salhi Sofiane	ALG	6	0:02,677	0:00,180	1:20,709	6	68,3 km/h
22	240	De Bonis, Ramiro	ARG	Jorge De Bonis	ARG	2	0:02,724	0:00,047	1:20,756	2	68,3 km/h
23	268	Peroni, Giulio	UAE	Al Ain Raceway	UAE	3	0:02,839	0:00,115	1:20,871	3	68,2 km/h
24	228	Mazzaferro, Gianfranco	CAN	SRA Karting International Inc	CAN	5	0:02,874	0:00,035	1:20,906	3	68,1 km/h
25	208	Kim, Kang Du	KOR	Pino Kart Racing	KOR	3	0:03,222	0:00,348	1:21,254	1	67,8 km/h
26	214	Schoell, Nicolas	AUT	Strawberry Racing	GBR	1	0:03,896	0:00,674	1:21,928	1	67,3 km/h
27	250	Rizk, Christophe	LIB	Azimet Automotive Sal	LIB	2	0:04,284	0:00,388	1:22,316	2	67,0 km/h
28	270	Dias, Joshua	RSA	Herder Dias	RSA	6	0:04,367	0:00,083	1:22,399	4	66,9 km/h
29	218	Takano, Yuta	JPN	Eiko Japan	JPN	1	0:05,036	0:00,669	1:23,068	1	66,4 km/h
30	230	Gillis, Cody	AUS	International Karting Distribution	AUS	4	0:08,872	0:03,836	1:26,904	4	63,4 km/h
31	204	Fife, Joshua	AUS	International Karting Distribution	AUS	4	0:09,901	0:01,029	1:27,933	4	62,7 km/h
32	234	Kverkild, Ruben	NOR	Pro-Karting	NOR	1	0:11,210	0:01,309	1:29,242	1	61,8 km/h
33	202	Schwiter, Jan	SUI	Kart-Club Oerlikon	SUI	5	0:11,703	0:00,493	1:29,735	5	61,4 km/h
34	220	Novak, Mario	AUT	Peter Kalman	AUT	1	0:36,931	0:25,228	1:54,963	1	47,9 km/h
35	254	Bezel, Petr	CZE	Petr Bezel	CZE	1	1:06,667	0:29,736	2:24,699	1	38,1 km/h
36	222	Renaudin, Adrien	FRA	Patrice Renaudin	FRA	0					

Clerk of the Course: R.Brito/R.Moselli/L.Azevedo/M.Branco Race-Control:T.Lainer Race director:N.Edwards

Stewards: R.Norbury / M.Guignard / L.Roby / P.Lackman / V.Sousa / N.Giorgione

Scrutineer: P.Klaassen / E.Salmon / F.Loer / R.Jafer / J.M. Ruhani / R.Roberio

Time Keeping: KART-DATA timing service Franz Schiesler / Martin Summerer



# RESULTS GRAND FINALS 2016

## SARNO / ITALY, OCT. 15 - 22



### Warm Up 125 MAX even

Strecke / track: 1531 started: 36 classified: 36 not classified: 0

Fahrername Driver	Warge Felix	Dreyspring Christopher	Mavlanov Denis	Runic Pierre	Sario Robin	Kotyk Felix	Szabo Nikolas	Darder Francisco	Van Parijs Glenn	Andreasen Lasse	Roovers Noah	Di Leo Marco
schnellste Runde in Runde	1:18,032 Rn. 2	1:18,224 Rn. 6	1:18,257 Rn. 5	1:18,313 Rn. 2	1:18,465 Rn. 6	1:18,665 Rn. 6	1:18,887 Rn. 1	1:18,902 Rn. 4	1:18,902 Rn. 2	1:18,989 Rn. 1	1:19,033 Rn. 4	1:19,207 Rn. 3
Speed	70,6 km/h	70,5 km/h	70,4 km/h	70,4 km/h	70,2 km/h	70,1 km/h	69,9 km/h	69,9 km/h	69,9 km/h	69,8 km/h	69,7 km/h	69,6 km/h
Lap 1	1:18,484	1:19,170	1:20,120	1:18,531	1:22,498	1:20,094	<u>1:18,887</u>	1:21,665	1:24,947	<u>1:18,989</u>	1:20,426	1:19,609
Lap 2	<u>1:18,032</u>	1:19,974	1:19,601	<u>1:18,313</u>	1:19,269	1:20,765	1:19,175	2:00,182	<u>1:18,902</u>		1:54,459	1:19,948
Lap 3		2:20,511	2:06,949		1:59,603	2:08,197		1:25,677			1:24,699	<u>1:19,207</u>
Lap 4		1:23,277	1:23,768		1:22,831	1:24,371		<u>1:18,902</u>			<u>1:19,033</u>	
Lap 5		1:18,383	<u>1:18,257</u>		1:18,755	1:18,875		1:19,410				
Lap 6		<u>1:18,224</u>	1:18,466		<u>1:18,465</u>	<u>1:18,665</u>						





# RESULTS GRAND FINALS 2016

## SARNO / ITALY, OCT. 15 - 22



### Warm Up 125 MAX even

Strecke / track: 1531      started: 36      classified: 36      not classified: 0

Fahrername Driver	Fridell Rasmus	Rosate Joao	Giarde Javier	Saganas Christos	Ferro Diego	Mconnell Jack	Mizuno Koki	Ritter Kellen	Salhi Sofiane	De Bonis Ramiro	Peroni Giulio	Mazzaferro Gianfranco
schnellste Runde in Runde	1:19,299 Rn. 1	1:19,657 Rn. 2	1:19,984 Rn. 2	1:20,071 Rn. 1	1:20,170 Rn. 3	1:20,285 Rn. 3	1:20,334 Rn. 1	1:20,529 Rn. 2	1:20,709 Rn. 6	1:20,756 Rn. 2	1:20,871 Rn. 3	1:20,906 Rn. 3
Speed	69,5 km/h	69,2 km/h	68,9 km/h	68,8 km/h	68,7 km/h	68,7 km/h	68,6 km/h	68,4 km/h	68,3 km/h	68,3 km/h	68,2 km/h	68,1 km/h
Lap 1	<u>1:19,299</u>	1:20,233	1:20,178	<u>1:20,071</u>	1:20,523	1:21,458	<u>1:20,334</u>	1:21,350	1:23,167	1:23,691	1:23,243	1:21,096
Lap 2		<u>1:19,657</u>	<u>1:19,984</u>	1:20,313	1:20,483	1:20,834		<u>1:20,529</u>	1:22,318	<u>1:20,756</u>	1:21,481	1:21,464
Lap 3					<u>1:20,170</u>	<u>1:20,285</u>		1:21,250	1:21,515		<u>1:20,871</u>	<u>1:20,906</u>
Lap 4									1:42,226			1:47,816
Lap 5									1:26,531			1:30,171
Lap 6									<u>1:20,709</u>			



# RESULTS GRAND FINALS 2016

## SARNO / ITALY, OCT. 15 - 22



### Warm Up 125 MAX even

Strecke / track: 1531    started: 36    classified: 36    not classified: 0

Fahrername Driver	Kim Kang Du	Schoell Nicolas	Rizk Christophe	Dias Joshua	Takano Yuta	Gillis Cody	Fife Joshua	Kverkild Ruben	Schwitter Jan	Novak Mario	Bezel Petr	Renaudin Adrien
schnellste Runde in Runde	1:21,254 Rn. 1	1:21,928 Rn. 1	1:22,316 Rn. 2	1:22,399 Rn. 4	1:23,068 Rn. 1	1:26,904 Rn. 4	1:27,933 Rn. 4	1:29,242 Rn. 1	1:29,735 Rn. 5	1:54,963 Rn. 1	2:24,699 Rn. 1	
Speed	67,8 km/h	67,3 km/h	67,0 km/h	66,9 km/h	66,4 km/h	63,4 km/h	62,7 km/h	61,8 km/h	61,4 km/h	47,9 km/h	38,1 km/h	
Lap 1	<u>1:21,254</u>	<u>1:21,928</u>	1:23,386	1:23,622	<u>1:23,068</u>	1:29,595	1:30,649	<u>1:29,242</u>	1:31,151	<u>1:54,963</u>	<u>2:24,699</u>	
Lap 2	1:22,426		<u>1:22,316</u>	1:32,837		1:27,903	1:30,320		1:30,916			
Lap 3	2:11,803			1:22,967		1:27,544	1:29,078		1:29,756			
Lap 4				<u>1:22,399</u>		<u>1:26,904</u>	<u>1:27,933</u>		1:34,333			
Lap 5				1:22,651					<u>1:29,735</u>			
Lap 6				1:22,993								



## Warm Up 125 MAX even

### Beste Rundenzeiten / best laptimes

Strecke / track: 1531m

Pos	Race Pos.	Str. Nr.	Fahrer driver	Vorname	NAT	Rundenzeit lap time	in R. in lap	Differenz gap first	Abstand gap	Ø Geschw. Ø speed
1	1	272	Warge	Felix	BEL	1:18,032	2			70,6 km/h
2	2	264	Dreyspring	Christopher	GER	1:18,224	6	0:00,192	0:00,192	70,5 km/h
3	3	206	Mavlanov	Denis	RUS	1:18,257	5	0:00,225	0:00,033	70,4 km/h
4	4	260	Runic	Pierre	BIH	1:18,313	2	0:00,281	0:00,056	70,4 km/h
5	2	264	Dreyspring	Christopher	GER	1:18,383	5	0:00,351	0:00,070	70,3 km/h
6	5	232	Sario	Robin	FIN	1:18,465	6	0:00,433	0:00,082	70,2 km/h
7	3	206	Mavlanov	Denis	RUS	1:18,466	6	0:00,434	0:00,001	70,2 km/h
8	1	272	Warge	Felix	BEL	1:18,484	1	0:00,452	0:00,018	70,2 km/h
9	4	260	Runic	Pierre	BIH	1:18,531	1	0:00,499	0:00,047	70,2 km/h
10	6	266	Kotyk	Felix	AUT	1:18,665	6	0:00,633	0:00,134	70,1 km/h
11	5	232	Sario	Robin	FIN	1:18,755	5	0:00,723	0:00,090	70,0 km/h
12	6	266	Kotyk	Felix	AUT	1:18,875	5	0:00,843	0:00,120	69,9 km/h
13	7	210	Szabo	Nikolas	SVK	1:18,887	1	0:00,855	0:00,012	69,9 km/h
14	8	262	Darder	Francisco	ARG	1:18,902	4	0:00,870	0:00,015	69,9 km/h
15	9	244	Van Parijs	Glenn	BEL	1:18,902	2	0:00,870	0:00,000	69,9 km/h
16	10	256	Andreasen	Lasse	DEN	1:18,989	1	0:00,957	0:00,087	69,8 km/h
17	11	246	Roovers	Noah	BEL	1:19,033	4	0:01,001	0:00,044	69,7 km/h
18	2	264	Dreyspring	Christopher	GER	1:19,170	1	0:01,138	0:00,137	69,6 km/h
19	7	210	Szabo	Nikolas	SVK	1:19,175	2	0:01,143	0:00,005	69,6 km/h
20	12	226	Di Leo	Marco	CAN	1:19,207	3	0:01,175	0:00,032	69,6 km/h

### Warm Up 125 MAX odd

Strecke / track: 1531m

started: 31 classified: 31 not classified: 0

Doc. 67

Pos	Str. Nr.	Fahrer Driver	Nation	Entrant	Nation	Runden Laps	Gesamtzeit Differenz	Abstand Gap	beste Runde best Lap	in R. in L.	o Geschw. o Speed
1	251	McCarthy, Jack	GBR	Stawberry Racing	GBR	2			1:18,502	2	70,2 km/h
2	261	Borlido, Bruno	POR	Borlido Bruno	POR	1	0:00,086	0:00,086	1:18,588	1	70,1 km/h
3	201	Sjoeborg, Jesper	SWE	Radne Motor AB	SWE	2	0:00,311	0:00,225	1:18,813	2	69,9 km/h
4	243	Donnelly, Gary	IRL	Strawberry Racing	GBR	1	0:00,436	0:00,125	1:18,938	1	69,8 km/h
5	255	Fourquemin, Paul	FRA	Fourquemin Paul	FRA	1	0:00,444	0:00,008	1:18,946	1	69,8 km/h
6	235	Brooks, Christian	USA	Maxspeed Group	USA	2	0:00,635	0:00,191	1:19,137	2	69,6 km/h
7	203	White, Josh	GBR	Coles Racing	GBR	1	0:00,768	0:00,133	1:19,270	1	69,5 km/h
8	271	Trombelli, Alessandro	ITA	KR Sport	ITA	2	0:00,921	0:00,153	1:19,423	2	69,4 km/h
9	253	Skelton, Josh	GBR	Coles Racing	GBR	2	0:01,059	0:00,138	1:19,561	2	69,3 km/h
10	231	Tuominen, Rasmus	FIN	Kohtala Sports	FIN	5	0:01,081	0:00,022	1:19,583	1	69,3 km/h
11	205	Craig, Jake	USA	Maxspeed Group	USA	2	0:01,146	0:00,065	1:19,648	2	69,2 km/h
12	249	Kivi, Kairo	EST	TGT Racing	EST	3	0:01,189	0:00,043	1:19,691	3	69,2 km/h
13	215	Gamberini, Pablo Antonio	CHI	Sodi Kart Italia SKR	ITA	4	0:01,338	0:00,149	1:19,840	4	69,0 km/h
14	219	Vincze, Adam	HUN	Top-Motorsport Egyesulet	HUN	3	0:01,440	0:00,102	1:19,942	2	68,9 km/h
15	223	Ibanez, Lluç	ESP	Binakart	ESP	1	0:01,543	0:00,103	1:20,045	1	68,9 km/h
16	213	Christian, Silvano	INA	KRS Motorsports	MAS	3	0:01,924	0:00,381	1:20,426	3	68,5 km/h
17	225	Claman-Demelo, Zachary	CAN	SRA Karting International Inc	CAN	2	0:02,034	0:00,110	1:20,536	2	68,4 km/h
18	265	Tancredi, Rocco	ITA	Salvatore Tancredi	ITA	1	0:02,079	0:00,045	1:20,581	1	68,4 km/h
19	217	Englert, Maximilian	PAR	Mach 5 Karting	BRA	4	0:02,082	0:00,003	1:20,584	3	68,4 km/h
20	211	Pratama, M Ferrel	INA	KRS Motorsports	MAS	3	0:02,112	0:00,030	1:20,614	3	68,4 km/h
21	227	Mccaughan, Coltin	CAN	SRA Karting International Inc	CAN	1	0:02,182	0:00,070	1:20,684	1	68,3 km/h
22	245	Dina, Alexandru Const	ROU	Road Runner Racing Team	ROU	4	0:02,215	0:00,033	1:20,717	3	68,3 km/h
23	247	Besler, Berkay	TUR	Besler Mehmet	TUR	1	0:02,269	0:00,054	1:20,771	1	68,2 km/h
24	269	Hayek, Tarek	EGY	Ghibli Raceway Egypt	EGY	6	0:02,890	0:00,621	1:21,392	5	67,7 km/h
25	259	Matejcek, Jiri	CZE	JM-Kart Klub V ACR	CZE	1	0:08,485	0:05,595	1:26,987	1	63,4 km/h
26	209	Thompson, Alain Delon	RSA	Alan Thompson	RSA	1	0:08,945	0:00,460	1:27,447	1	63,0 km/h
27	233	Travnikov, Sergei	RUS	Andriychuk Vladimir	RUS	1	0:12,081	0:03,136	1:30,583	1	60,8 km/h
28	267	Pook, Pasqual	UAE	Al Ain Raceway	UAE	1	0:14,810	0:02,729	1:33,312	1	59,1 km/h
29	241	Welezinski, Wiktor	POL	KMS	POL	1	0:16,846	0:02,036	1:35,348	1	57,8 km/h
30	263	Laghi, Filippo	ITA	Laghi Filippo	ITA	0					
31	239	Mettetal, Thomas	FRA	Mettetal Thomas	FRA	0		0:00,000			

Clerk of the Course: R.Brito/R.Moselli/L.Azevedo/M.Branco Race-Control:T.Lainer Race director:N.Edwards

Stewards: R.Norbury / M.Guignard / L.Roby / P.Lackman / V.Sousa / N.Giorgione

Scrutineer: P.Klaassen / E.Salmon / F.Loer / R.Jafer / J.M. Ruhani / R.Roberio

Time Keeping: KART-DATA timing service Franz Schieszler / Martin Summerer



# RESULTS GRAND FINALS 2016

## SARNO / ITALY, OCT. 15 - 22



### Warm Up 125 MAX odd

Strecke / track: 1531 started: 31 classified: 31 not classified: 0

Fahrername Driver	McCarthy Jack	Borlido Bruno	Sjoeberg Jesper	Donnelly Gary	Fourquemin Paul	Brooks Christian	White Josh	Trombelli Alessandro	Skelton Josh	Tuominen Rasmus	Craig Jake	Kivi Kairo
schnellste Runde in Runde	1:18,502 Rn. 2	1:18,588 Rn. 1	1:18,813 Rn. 2	1:18,938 Rn. 1	1:18,946 Rn. 1	1:19,137 Rn. 2	1:19,270 Rn. 1	1:19,423 Rn. 2	1:19,561 Rn. 2	1:19,583 Rn. 1	1:19,648 Rn. 2	1:19,691 Rn. 3
Speed	70,2 km/h	70,1 km/h	69,9 km/h	69,8 km/h	69,8 km/h	69,6 km/h	69,5 km/h	69,4 km/h	69,3 km/h	69,3 km/h	69,2 km/h	69,2 km/h
Lap 1	1:25,798	<u>1:18,588</u>	1:19,298	<u>1:18,938</u>	<u>1:18,946</u>	1:19,730	<u>1:19,270</u>	1:27,008	1:19,955	<u>1:19,583</u>	1:20,680	1:20,451
Lap 2	<u>1:18,502</u>		<u>1:18,813</u>			<u>1:19,137</u>		<u>1:19,423</u>	<u>1:19,561</u>	1:19,945	<u>1:19,648</u>	1:19,995
Lap 3										2:03,543		<u>1:19,691</u>
Lap 4										1:25,724		
Lap 5										1:20,738		
Lap 6												



# RESULTS GRAND FINALS 2016

## SARNO / ITALY, OCT. 15 - 22



### Warm Up 125 MAX odd

Strecke / track: 1531 started: 31 classified: 31 not classified: 0

Fahrername Driver	Gamberini Pablo Antonio	Vincze Adam	Ibanez Lluc	Christian Silvano	Demelo Zachary	Tancredi Rocco	Englert Maximilian	Pratama M Ferrel	Mccaughan Coltin	Dina Alexandru Const	Besler Berkay	Hayek Tarek
schnellste Runde in Runde	1:19,840 Rn. 4	1:19,942 Rn. 2	1:20,045 Rn. 1	1:20,426 Rn. 3	1:20,536 Rn. 2	1:20,581 Rn. 1	1:20,584 Rn. 3	1:20,614 Rn. 3	1:20,684 Rn. 1	1:20,717 Rn. 3	1:20,771 Rn. 1	1:21,392 Rn. 5
Speed	69,0 km/h	68,9 km/h	68,9 km/h	68,5 km/h	68,4 km/h	68,4 km/h	68,4 km/h	68,4 km/h	68,3 km/h	68,3 km/h	68,2 km/h	67,7 km/h
Lap 1	1:20,864	1:28,399	<u>1:20,045</u>	1:21,853	1:22,882	<u>1:20,581</u>	1:33,189	1:21,052	<u>1:20,684</u>	1:21,743	<u>1:20,771</u>	1:23,871
Lap 2	1:21,599	<u>1:19,942</u>		1:20,851	<u>1:20,536</u>		1:21,365	1:21,436		1:21,602		1:22,733
Lap 3	1:20,375	1:20,037		<u>1:20,426</u>			<u>1:20,584</u>	<u>1:20,614</u>		<u>1:20,717</u>		1:25,800
Lap 4	<u>1:19,840</u>						1:21,772			1:22,875		1:22,137
Lap 5												<u>1:21,392</u>
Lap 6												1:21,631



# RESULTS GRAND FINALS 2016

## SARNO / ITALY, OCT. 15 - 22



### Warm Up 125 MAX odd

Strecke / track: 1531    started: 31    classified: 31    not classified: 0

Fahrername Driver	Matejcek Jiri	Thompson Alain Delon	Travnikov Sergei	Pook Pasqual	Welezinski Wiktor	Laghi Filippo	Mettetal Thomas	
schnellste Runde in Runde	1:26,987 Rn. 1	1:27,447 Rn. 1	1:30,583 Rn. 1	1:33,312 Rn. 1	1:35,348 Rn. 1			
Speed	63,4 km/h	63,0 km/h	60,8 km/h	59,1 km/h	57,8 km/h			
Lap 1	<u>1:26,987</u>	<u>1:27,447</u>	<u>1:30,583</u>	<u>1:33,312</u>	<u>1:35,348</u>			
Lap 2								
Lap 3								
Lap 4								
Lap 5								
Lap 6								



## Warm Up 125 MAX odd

### Beste Rundenzeiten / best laptimes

Strecke / track: 1531m

Pos	Race Pos.	Str. Nr.	Fahrer driver	Vorname	NAT	Rundenzeit lap time	in R. in lap	Differenz gap first	Abstand gap	Ø Geschw. Ø speed
1	1	251	McCarthy	Jack	GBR	1:18,502	2			70,2 km/h
2	2	261	Borlido	Bruno	POR	1:18,588	1	0:00,086	0:00,086	70,1 km/h
3	3	201	Sjoeberg	Jesper	SWE	1:18,813	2	0:00,311	0:00,225	69,9 km/h
4	4	243	Donnelly	Gary	IRL	1:18,938	1	0:00,436	0:00,125	69,8 km/h
5	5	255	Fourquemin	Paul	FRA	1:18,946	1	0:00,444	0:00,008	69,8 km/h
6	6	235	Brooks	Christian	USA	1:19,137	2	0:00,635	0:00,191	69,6 km/h
7	7	203	White	Josh	GBR	1:19,270	1	0:00,768	0:00,133	69,5 km/h
8	3	201	Sjoeberg	Jesper	SWE	1:19,298	1	0:00,796	0:00,028	69,5 km/h
9	8	271	Trombelli	Alessandro	ITA	1:19,423	2	0:00,921	0:00,125	69,4 km/h
10	9	253	Skelton	Josh	GBR	1:19,561	2	0:01,059	0:00,138	69,3 km/h
11	10	231	Tuominen	Rasmus	FIN	1:19,583	1	0:01,081	0:00,022	69,3 km/h
12	11	205	Craig	Jake	USA	1:19,648	2	0:01,146	0:00,065	69,2 km/h
13	12	249	Kivi	Kairo	EST	1:19,691	3	0:01,189	0:00,043	69,2 km/h
14	6	235	Brooks	Christian	USA	1:19,730	1	0:01,228	0:00,039	69,1 km/h
15	13	215	Gamberini	Pablo Antonio	CHI	1:19,840	4	0:01,338	0:00,110	69,0 km/h
16	14	219	Vincze	Adam	HUN	1:19,942	2	0:01,440	0:00,102	68,9 km/h
17	10	231	Tuominen	Rasmus	FIN	1:19,945	2	0:01,443	0:00,003	68,9 km/h
18	9	253	Skelton	Josh	GBR	1:19,955	1	0:01,453	0:00,010	68,9 km/h
19	12	249	Kivi	Kairo	EST	1:19,995	2	0:01,493	0:00,040	68,9 km/h
20	14	219	Vincze	Adam	HUN	1:20,037	3	0:01,535	0:00,042	68,9 km/h





### Ranking Heats 125 MAX

Strecke / track: 1531m

schnellste Rennrunde gefahren von Lluç Ibanez aus Lauf 6 / Runde 7 in 1:01,743

Doc. 61

Pos	Str. Nr.	Fahrer Driver	Nation	Entrant	Nation	Group	Punkte Points	Abstand Gap	Quali PDS	Lauf Heat	Pos	Punkte Points	Rn. Lp	Zeit Time	schnellste Runde fastest Lap	in Runde in Lap
1	264	Dreyspring, Christopher	GER	VPDR	AUT	A	5		11	2	1	0	10	10:32,136	1:02,140	6
										3	3	3	10	10:46,461	1:03,109	9
										6	2	2	10	10:29,811	1:02,105	9
2	246	Roovers, Noah	BEL	Daems Racing Team	BEL	B	7	2	7	2	3	3	10	10:32,277	1:02,282	6
										3	1	0	10	10:44,661	1:03,214	9
										6	4	4	10	10:30,285	1:02,080	7
3	206	Mavlanov, Denis	RUS	Andriychuk Vladimir	RUS	A	9	2	2	1	6	6	10	10:43,897	1:03,608	5
										4	3	3	10	10:40,936	1:03,100	9
										6	1	0	10	10:29,738	1:02,152	8
4	222	Renaudin, Adrien	FRA	Patrice Renaudin	FRA	B	11	2	4	2	4	4	10	10:32,323	1:02,099	6
										4	5	5	10	10:41,135	1:03,105	10
										5	2	2	10	10:32,405	1:02,630	7
5	272	Warge, Felix	BEL	Icepol Racing Team	BEL	A	11	0	8	2	6	6	10	10:34,295	1:02,202	5
										4	1	0	10	10:39,405	1:03,231	9
										5	5	5	10	10:35,190	1:02,324	8
6	210	Szabo, Nikolas	SVK	Kart One Arena Racing Team	SVK	B	14	3	3	2	2	2	10	10:32,208	1:02,300	9
										3	9	9	10	10:55,584	1:03,843	7
										6	3	3	10	10:30,092	1:02,081	9
7	232	Sario, Robin	FIN	Kohtala Sports	FIN	A	15	1	18	1	2	2	10	10:39,994	1:02,513	10
										4	7	7	10	10:44,174	1:02,991	8
										6	6	6	10	10:30,733	1:01,919	9
8	230	Gillis, Cody	AUS	International Karting Distribution	AUS	B	16	1	13	1	3	3	10	10:42,192	1:02,681	4
										3	5	5	10	10:49,063	1:02,795	10
										5	8	8	10	10:35,593	1:02,127	8
9	254	Bezel, Petr	CZE	Petr Bezel	CZE	A	19	3	9	1	5	5	10	10:42,292	1:03,004	8
										3	14	14	10	10:59,049	1:03,757	8
										5	1	0	10	10:32,038	1:02,303	7
10	247	Besler, Berkay	TUR	Besler Mehmet	TUR	B	19	0	20	2	5	5	10	10:34,029	1:02,356	5
										4	10	10	10	10:47,503	1:02,853	8
										5	4	4	10	10:34,744	1:02,200	8
11	226	Di Leo, Marco	CAN	SRA Karting International Inc	CAN	A	22	3	12	2	7	7	10	10:34,384	1:02,371	6
										4	6	6	10	10:41,507	1:03,337	10
										5	9	9	10	10:35,788	1:02,260	8
12	216	Mizuno, Koki	JPN	Eiko Japan	JPN	B	22	0	29	1	10	10	10	10:45,742	1:02,622	4
										3	6	6	10	10:51,216	1:03,019	9
										5	6	6	10	10:35,265	1:02,265	9
13	204	Fife, Joshua	AUS	International Karting Distribution	AUS	A	24	2	27	2	8	8	10	10:35,145	1:01,927	7
										3	7	7	10	10:51,724	1:03,427	9
										6	9	9	10	10:34,074	1:02,028	6
14	233	Travnikov, Sergei	RUS	Andriychuk Vladimir	RUS	B	28	4	35	2	12	12	10	10:39,616	1:02,012	10
										3	4	4	10	10:47,526	1:02,733	10
										6	12	12	10	10:35,713	1:02,003	10
15	266	Kotyk, Felix	AUT	VPDR	AUT	A	31	3	15	2	10	10	10	10:36,100	1:02,373	8
										3	13	13	10	10:58,688	1:03,611	9
										6	8	8	10	10:33,882	1:02,147	9
16	236	Gonzalez Giarde, Javier	MEX	Roberto Elizondo	MEX	B	32	1	5	1	8	8	10	10:44,714	1:03,017	4
										3	2	2	10	10:45,254	1:03,173	9
										5	22	22	10	10:44,924	1:02,244	8
17	248	Saganas, Christos	GRE	Saganas Team	GRE	A	34	2	14	1	19	19	10	10:47,937	1:02,322	8
										4	4	4	10	10:41,012	1:03,124	9
										6	11	11	10	10:34,687	1:02,014	6
18	263	Laghi, Filippo	ITA	Laghi Filippo	ITA	B	34	0	19	2	9	9	10	10:35,940	1:02,116	7
										3	18	18	10	11:01,213	1:03,943	6
										6	7	7	10	10:30,850	1:01,881	9
19	258	Rosate, Joao	BRA	Mach 5 Karting	BRA	A	36	2	10	1	17	17	10	10:47,463	1:02,672	8
										4	9	9	10	10:46,274	1:03,079	8
										6	10	10	10	10:34,506	1:02,192	6
20	265	Tancredi, Rocco	ITA	Salvatore Tancredi	ITA	B	36	0	22	1	14	14	10	10:46,927	1:02,896	8
										4	17	17	10	10:51,623	1:03,137	7
										6	5	5	10	10:30,604	1:01,997	8
21	220	Novak, Mario	AUT	Peter Kalman	AUT	A	38	2	1	1	1	0	10	10:39,598	1:03,032	10
										3	11	11	10	10:56,900	1:03,943	7
										5	27	27	10	10:50,098	1:02,300	9



### Ranking Heats 125 MAX

Strecke / track: 1531m

schnellste Rennrunde gefahren von Lluç Ibanez aus Lauf 6 / Runde 7 in 1:01,743

Doc. 61

Pos	Str. Nr.	Fahrer Driver	Nation	Entrant	Nation	Group	Punkte Points	Abstand Gap	Quali PDS	Lauf Heat	Pos	Punkte Points	Rn. Lp	Zeit Time	schnellste Runde fastest Lap	in Runde in Lap
22	241	Welezinski, Wiktor		KMS		B	38	0	17	1 4	4	4	10	10:42,237	1:03,073	4
										3 24	24	24	10	11:08,724	1:04,077	9
										5 10	10	10	10	10:37,682	1:02,247	5
										2 14	14	14	10	10:42,419	1:02,135	8
										3 10	10	10	10	10:56,538	1:03,790	9
23	205	Craig, Jake		Maxspeed Group		A	41	3	59	6 17	17	17	10	10:40,318	1:02,036	7
										1 22	22	22	10	10:56,335	1:02,963	8
										4 2	2	2	10	10:40,348	1:03,182	9
24	244	Van Parijs, Glenn		Van Parijs Glenn		B	42	1	6	6 18	18	18	10	10:40,438	1:02,120	6
										2 13	13	13	10	10:40,525	1:02,097	10
										4 20	20	20	10	10:53,961	1:03,173	9
25	213	Christian, Silvano		KRS Motorsports		A	44	2	28	5 11	11	11	10	10:37,902	1:02,295	8
										2 15	15	15	10	10:42,596	1:02,021	8
										3 12	12	12	10	10:58,234	1:03,955	8
26	234	Kverkild, Ruben		Pro-Karting		B	46	2	47	6 19	19	19	10	10:41,251	1:02,033	8
										1 12	12	12	10	10:46,283	1:02,727	8
										3 20	20	20	10	11:03,730	1:03,624	8
27	256	Andreasen, Lasse		Carsten Andreasen		A	47	1	25	5 15	15	15	10	10:39,058	1:02,331	7
										1 9	9	9	10	10:45,691	1:02,678	8
										3 23	23	23	10	11:07,352	1:03,805	8
28	224	Ferro, Diego		Racing Components		B	48	1	21	5 16	16	16	10	10:39,292	1:02,474	6
										1 7	7	7	10	10:44,127	1:02,843	5
										4 15	15	15	10	10:51,291	1:02,875	6
29	203	White, Josh		Coles Racing		A	49	1	50	6 27	27	27	10	10:50,506	1:01,895	7
										2 24	24	24	10	10:46,148	1:02,391	9
										4 13	13	13	10	10:50,646	1:02,963	9
30	235	Brooks, Christian		Maxspeed Group		B	49	0	52	5 12	12	12	10	10:38,108	1:02,140	5
										1 11	11	11	10	10:45,806	1:02,744	8
										4 18	18	18	10	10:51,982	1:03,657	6
31	271	Trombelli, Alessandro		KR Sport		A	50	1	30	6 21	21	21	10	10:42,061	1:01,855	8
										2 19	19	19	10	10:44,238	1:02,318	9
										4 12	12	12	10	10:50,000	1:03,264	8
32	214	Schoell, Nicolas		Strawberry Racing		B	54	4	24	5 23	23	23	10	10:46,079	1:02,315	10
										2 17	17	17	10	10:42,971	1:01,925	8
										4 21	21	21	10	10:58,014	1:03,070	9
33	245	Dina, Alexandru Const		Road Runner Racing Team		A	55	1	44	5 17	17	17	10	10:40,029	1:02,237	8
										2 26	26	26	10	10:47,075	1:02,311	8
										3 16	16	16	10	11:00,141	1:03,860	6
34	240	De Bonis, Ramiro		Jorge De Bonis		B	56	1	23	6 14	14	14	10	10:37,870	1:02,325	7
										1 31	31	31	5	5:24,862	1:02,753	5
										4 14	14	14	10	10:50,978	1:03,248	8
35	261	Borlido, Bruno		Borlido Bruno		A	58	2	42	6 13	13	13	10	10:36,852	1:02,306	10
										1 18	18	18	10	10:47,844	1:03,034	8
										4 26	26	26	10	11:01,719	1:03,056	8
36	202	Schwiter, Jan		Kart-Club Oerlikon		B	59	1	26	6 15	15	15	10	10:38,819	1:02,371	8
										1 25	25	25	10	10:59,361	1:02,849	7
										4 11	11	11	10	10:49,900	1:03,140	8
37	267	Pook, Pasqual		Al Ain Raceway		A	60	1	38	6 24	24	24	10	10:46,018	1:02,108	10
										2 23	23	23	10	10:45,473	1:02,223	7
										4 31	31	31	10	11:10,331	1:03,665	10
38	262	Darder, Francisco		Darder Francisco		B	61	1	16	5 7	7	7	10	10:35,432	1:02,244	8
										1 32	32	32	-	0:02,907	-	-
										3 26	26	26	10	11:08,829	1:03,274	8
39	225	Claman-Demelo, Zachary		SRA Karting International Inc		A	61	0	37	5 3	3	3	10	10:34,521	1:02,000	5
										2 18	18	18	10	10:43,920	1:02,592	5
										4 19	19	19	10	10:52,577	1:03,086	10
40	218	Takano, Yuta		Eiko Japan		B	61	0	48	5 24	24	24	10	10:48,460	1:02,160	7
										1 16	16	16	10	10:47,368	1:02,947	4
										4 25	25	25	10	11:00,884	1:02,703	8
41	223	Ibanez, Lluç		Binakart		A	63	2	34	6 22	22	22	10	10:43,781	1:01,743	7
										2 11	11	11	10	10:38,838	1:02,194	10
										4 23	23	23	10	10:59,608	1:03,062	6
42	249	Kivi, Kairo		TGT Racing		B	64	1	40	5 30	30	30	10	10:56,199	1:02,331	9



### Ranking Heats 125 MAX

Strecke / track: 1531m

schnellste Rennrunde gefahren von Lluc Ibanez aus Lauf 6 / Runde 7 in 1:01,743

Doc. 61

Pos	Str. Nr.	Fahrer Driver	Nation	Entrant	Nation	Group	Punkte Points	Abstand Gap	Quali PDS	Lauf Heat	Pos	Punkte Points	Rn. Lp	Zeit Time	schnellste Runde fastest Lap	in Runde in Lap
43	251	McCarthy, Jack	GBR	Strawberry Racing	GBR	A	64	0	66	1	15	15	10	10:47,341	1:03,206	3
										4	29	29	10	11:05,242	1:03,447	9
										6	20	20	10	10:41,352	1:02,405	6
44	231	Tuominen, Rasmus	FIN	Kohtala Sports	FIN	B	65	1	49	1	23	23	10	10:58,160	1:02,650	7
										3	28	28	10	11:11,094	1:03,316	7
										5	14	14	10	10:38,941	1:02,352	6
45	227	McCaughan, Coltin	CAN	SRA Karting International Inc	CAN	A	67	2	32	2	31	31	-	6:47,181	-	-
										4	8	8	10	10:46,123	1:03,147	8
										5	28	28	10	10:52,191	1:02,242	6
46	252	McConnell, Jack	IRL	McConnell Jack	GBR	B	67	0	63	2	20	20	10	10:44,252	1:02,684	8
										3	15	15	10	10:59,282	1:03,322	7
										6	32	32	10	10:53,128	1:02,330	8
47	239	Mettetal, Thomas	FRA	Mettetal Thomas	FRA	A	67	0	68	2	16	16	10	10:42,673	1:02,369	5
										4	30	30	10	11:09,871	1:03,422	9
										5	21	21	10	10:43,699	1:02,515	8
48	209	Thompson, Alain Delon	RSA	Alan Thompson	RSA	B	68	1	54	1	13	13	10	10:46,722	1:03,006	8
										4	27	27	10	11:02,388	1:03,354	9
										6	28	28	10	10:50,609	1:02,174	8
49	260	Runic, Pierre	BIH	Sportstil Akk	SLO	A	69	1	36	2	33	33	-	6:59,547	-	-
										4	16	16	10	10:51,412	1:03,075	6
										5	20	20	10	10:42,415	1:02,193	8
50	242	Ritter, Kellen	CAN	SRA Karting International Inc	CAN	B	69	0	51	2	21	21	10	10:44,444	1:02,637	5
										3	25	25	10	11:08,748	1:03,632	8
										6	23	23	10	10:44,351	1:02,649	7
51	208	Kim, Kang Du	KOR	Pino Kart Racing	KOR	A	71	2	33	1	20	20	10	10:52,488	1:02,705	8
										3	32	32	5	5:46,728	1:05,244	4
										5	19	19	10	10:42,303	1:02,440	8
52	253	Skelton, Josh	GBR	Coles Racing	GBR	B	71	0	58	1	24	24	10	10:59,019	1:02,477	8
										4	22	22	10	10:59,450	1:02,987	9
										6	25	25	10	10:46,949	1:02,128	10
53	211	Pratama, M Ferrel	INA	KRS Motorsports	MAS	A	72	1	41	1	30	30	8	9:05,569	1:03,059	5
										3	29	29	10	11:15,660	1:03,333	7
										5	13	13	10	10:38,174	1:02,352	7
54	238	Fridell, Rasmus	SWE	Radne Motor AB	SWE	B	73	1	53	1	34	34	-	0:03,756	-	-
										3	8	8	10	10:54,225	1:03,288	10
										5	31	31	10	10:58,613	1:02,429	9
55	255	Fourquemin, Paul	FRA	Fourquemin Paul	FRA	A	74	1	56	2	32	32	-	6:51,719	-	-
										4	24	24	10	11:00,105	1:03,002	9
										5	18	18	10	10:40,298	1:02,123	6
56	250	Rizk, Christophe	LIB	Azimut Automotive Sal	LIB	B	74	0	67	2	22	22	10	10:44,558	1:02,496	9
										3	19	19	10	11:01,301	1:03,221	8
										6	33	33	10	10:55,410	1:02,617	7
57	201	Sjoeborg, Jesper	SWE	Radne Motor AB	SWE	A	75	1	45	1	33	33	-	0:03,316	-	-
										3	17	17	10	11:00,433	1:03,472	9
										5	25	25	10	10:49,106	1:01,961	9
58	268	Peroni, Giulio	UAE	Al Ain Raceway	UAE	B	77	2	57	1	26	26	10	10:59,590	1:03,141	9
										3	22	22	10	11:05,536	1:03,596	8
										5	29	29	10	10:55,977	1:02,780	9
59	259	Matejcek, Jiri	CZE	JM-Kart Klub V ACR	CZE	A	81	4	65	1	21	21	10	10:55,253	1:03,065	8
										3	34	34	-	1:50,304	-	-
										5	26	26	10	10:49,454	1:02,642	9
60	228	Mazzaferro, Gianfranco	CAN	SRA Karting International Inc	CAN	B	82	1	31	2	27	27	10	10:49,941	1:02,201	10
										3	21	21	10	11:05,258	1:03,688	7
										6	34	34	6	6:32,763	1:02,987	2
61	221	Van Berlo, Kay	IND	Hugo Motorsports	IND	A	86	4	46	1	27	27	10	11:00,424	1:02,462	9
										4	28	28	10	11:02,862	1:02,911	10
										6	31	31	10	10:52,471	1:01,887	7
62	243	Donnelly, Gary	IRL	Strawberry Racing	GBR	B	87	1	55	2	-	38	AUS	-	-	-
										3	33	33	4	4:32,144	1:04,528	4
										6	16	16	10	10:39,015	1:02,134	8
63	270	Dias, Joshua	RSA	Herder Dias	RSA	A	88	1	69	1	28	28	10	11:09,108	1:03,471	9
										3	27	27	10	11:10,193	1:04,840	7
										5	33	33	10	11:00,125	1:03,312	9



### Ranking Heats 125 MAX

Strecke / track: 1531m

schnellste Rennrunde gefahren von Lluç Ibanez aus Lauf 6 / Runde 7 in 1:01,743

Doc. 61

Pos	Str. Nr.	Fahrer Driver	Nation	Entrant	Nation	Group	Punkte Points	Abstand Gap	Quali PDS	Lauf Heat	Pos	Punkte Points	Rn. Lp	Zeit Time	schnellste Runde fastest Lap	in Runde in Lap
										2	30	30	10	10:56,493	1:02,465	9
										3	30	30	10	11:19,296	1:03,888	10
64	219	Vincze, Adam	HUN	Top-Motorsport Egyesulet	HUN	B	89	1	43	6	29	29	10	10:52,161	1:01,908	9
										1	29	29	10	11:09,721	1:03,599	8
										4	34	34	-	0:06,013	-	-
65	215	Gamberini, Pablo Antonio	CHI	Sodi Kart Italia SKR	ITA	A	89	0	70	6	26	26	10	10:49,113	1:02,929	10
										2	28	28	10	10:52,952	1:03,596	4
										3	31	31	10	11:27,389	1:04,827	8
66	269	Hayek, Tarek	EGY	Ghibli Raceway Egypt	EGY	B	89	0	71	6	30	30	10	10:52,398	1:03,467	10
										2	25	25	10	10:46,773	1:02,736	5
										4	33	33	-	0:05,276	-	-
67	217	Englert, Maximilian	PAR	Mach 5 Karting	BRA	A	90	1	64	5	32	32	10	10:59,977	1:03,198	3
										2	29	29	10	10:56,028	1:02,613	5
										4	32	32	10	11:12,811	1:03,963	8
68	212	Salhi, Sofiane	ALG	Salhi Sofiane	ALG	B	95	5	60	5	34	34	10	11:07,806	1:02,927	10
										2	-	38	AUS	-	-	-
										3	-	38	AUS	-	-	-
69	229	Drysdale, Dylan	NZL	Drysdale Dylan	NZL					6	-	38	AUS	-	-	-
										1	-	38	AUS	-	-	-
										3	-	38	AUS	-	-	-
70	207	Cunha, Joao	BRA	Mach 5 Karting	BRA					5	-	38	AUS	-	-	-
										1	-	38	AUS	-	-	-
										4	-	38	AUS	-	-	-
71	237	Gonzalez Alcant, Javier	MEX	Roberto Elizondo	MEX					6	-	38	AUS	-	-	-

Clerk of the Course: R.Brito/R.Moselli/L.Azevedo/M.Branco Race-Control:T.Lainer Race director:N.Edwards

Stewards: R.Norbury / M.Guignard / L.Roby / P.Lackman / V.Sousa / N.Giorgione

Scrutineer: P.Klaassen / E.Salmon / F.Loeur / R.Jafer / J.M. Ruhani / R.Roberio

Time Keeping: KART-DATA timing service Franz Schieszler / Martin Summerer



**Race 22 Qualifying Heat 6 125 MAX B + C**

**NEU - NEW**

Strecke / track: 1531m  
started: 36 classified: 35 not classified: 1

class: 125 MAX  
excluded: 1

fastest Lap Ibanez, Lluç at: 1:01,743  
Doc. 52.1

Pos	Str. Nr.	Fahrer Driver	Nation	Entrant	Nation	Runden Laps	Points	Gesamtzeit Differenz	Abstand Gap	beste Runde best Lap	in R. in L.	Ø Geschw. Ø Speed
1	206	Mavlanov, Denis	RUS	Andriychuk Vladimir	RUS	10	0	10:29,738		1:02,152	8	87,5 km/h 88,7 km/h
2	264	Dreyspring, Christopher	GER	VPDR	AUT	10	2	10:29,811 0:00,073	0:00,073	1:02,105	9	87,5 km/h 88,7 km/h
3	210	Szabo, Nikolas	SVK	Kart One Arena Racing Team	SVK	10	3	10:30,099 0:00,361	0:00,288	1:02,081	9	87,5 km/h 88,8 km/h
4	246	Roovers, Noah	BEL	Daems Racing Team	BEL	10	4	10:30,285 0:00,547	0:00,186	1:02,080	7	87,4 km/h 88,8 km/h
5	265	Tancredi, Rocco	ITA	Salvatore Tancredi	ITA	10	5	10:30,604 0:00,866	0:00,319	1:01,997	8	87,4 km/h 88,9 km/h
6	232	Sario, Robin	FIN	Kohtala Sports	FIN	10	6	10:30,733 0:00,995	0:00,129	1:01,919	9	87,4 km/h 89 km/h
7	263	Laghi, Filippo	ITA	Laghi Filippo	ITA	10	7	10:30,850 0:01,112	0:00,117	1:01,881	9	87,4 km/h 89,1 km/h
8	266	Kotyk, Felix	AUT	VPDR	AUT	10	8	10:33,882 0:04,144	0:03,032	1:02,147	9	86,9 km/h 88,7 km/h
9	204	Fife, Joshua	AUS	International Karting Distribution	AUS	10	9	10:34,074 0:04,336	0:00,192	1:02,028	6	86,9 km/h 88,9 km/h
10	258	Rosate, Joao	BRA	Mach 5 Karting	BRA	10	10	10:34,506 0:04,768	0:00,432	1:02,192	6	86,9 km/h 88,6 km/h
11	248	Saganas, Christos	GRE	Saganas Team	GRE	10	11	10:34,687 0:04,949	0:00,181	1:02,014	6	86,8 km/h 88,9 km/h
12	233	Travnikov, Sergei	RUS	Andriychuk Vladimir	RUS	10	12	10:35,713 0:05,975	0:01,026	1:02,003	10	86,7 km/h 88,9 km/h
13	261	Borlido, Bruno	POR	Borlido Bruno	POR	10	13	10:36,852 0:07,114	0:01,139	1:02,306	10	86,5 km/h 88,5 km/h
14	240	De Bonis, Ramiro	ARG	Jorge De Bonis	ARG	10	14	10:37,870 0:08,132	0:01,018	1:02,325	7	86,4 km/h 88,4 km/h
15	202	Schwiter, Jan	SUI	Kart-Club Oerlikon	SUI	10	15	10:38,819 0:09,081	0:00,949	1:02,371	8	86,3 km/h 88,4 km/h
16	243	Donnelly, Gary	IRL	Strawberry Racing	GBR	10	16	10:39,015 0:09,277	0:00,196	1:02,134	8	86,3 km/h 88,7 km/h
17	205	Craig, Jake	USA	Maxspeed Group	USA	10	17	10:40,318 0:10,580	0:01,303	1:02,036	7	86,1 km/h 88,8 km/h
18	244	Van Parijs, Glenn	BEL	Van Parijs Glenn	BEL	10	18	10:40,438 0:10,700	0:00,120	1:02,120	6	86,1 km/h 88,7 km/h
19	237	Gonzalez Alcant, Javier	MEX	Roberto Elizondo	MEX	10	19	10:40,715 0:10,977	0:00,277	1:02,267	8	86 km/h 88,5 km/h
20	234	Kverkild, Ruben	NOR	Pro-Karting	NOR	10	20	10:41,251 0:11,513	0:00,536	1:02,033	8	86 km/h 88,8 km/h
21	251	McCarthy, Jack	GBR	Strawberry Racing	GBR	10	21	10:41,352 0:11,614	0:00,101	1:02,405	6	85,9 km/h 88,3 km/h
22	271	Trombelli, Alessandro	ITA	KR Sport	ITA	10	22	10:42,061 0:12,323	0:00,709	1:01,855	8	85,8 km/h 89,1 km/h
23	223	Ibanez, Lluç	ESP	Binakart	ESP	10	23	10:43,781 0:14,043	0:01,720	1:01,743	7	85,6 km/h 89,3 km/h
24	242	Ritter, Kellen	CAN	SRA Karting International Inc	CAN	10	24	10:44,351 0:14,613	0:00,570	1:02,649	7	85,5 km/h 88 km/h
25	267	Pook, Pasqual	UAE	Al Ain Raceway	UAE	10	25	10:46,018 0:16,280	0:01,667	1:02,108	10	85,3 km/h 88,7 km/h
26	253	Skelton, Josh	GBR	Coles Racing	GBR	10	26	10:46,949 0:17,211	0:00,931	1:02,128	10	85,2 km/h 88,7 km/h
27	215	Gamberini, Pablo Antonio	CHI	Sodi Kart Italia SKR	ITA	10	27	10:49,113 0:19,375	0:02,164	1:02,929	10	84,9 km/h 87,6 km/h
28	203	White, Josh	GBR	Coles Racing	GBR	10	28	10:50,506 0:20,768	0:01,393	1:01,895	7	84,7 km/h 89 km/h
29	209	Thompson, Alain Delon	RSA	Alan Thompson	RSA	10	29	10:50,609 0:20,871	0:00,103	1:02,174	8	84,7 km/h 88,6 km/h
30	219	Vincze, Adam	HUN	Top-Motorsport Egyesulet	HUN	10	30	10:52,161 0:22,423	0:01,552	1:01,908	9	84,5 km/h 89 km/h
31	269	Hayek, Tarek	EGY	Ghibli Raceway Egypt	EGY	10	31	10:52,398 0:22,660	0:00,237	1:03,467	10	84,5 km/h 86,8 km/h
32	221	Van Berlo, Kay	NED	Hugo Motorsports	NED	10	32	10:52,471 0:22,733	0:00,073	1:01,887	7	84,5 km/h 89,1 km/h
33	252	Mcconnell, Jack	IRL	Mcconnell Jack	GBR	10	33	10:53,128 0:23,390	0:00,657	1:02,330	8	84,4 km/h 88,4 km/h



**Race 22 Qualifying Heat 6 125 MAX B + C**

**NEU - NEW**

Strecke / track: 1531m  
started: 36 classified: 35 not classified: 1

class: 125 MAX  
excluded: 1

fastest Lap Ibanez, LLuc at: 1:01,743  
Doc. 52.1

Pos	Str. Nr.	Fahrer Driver	Nation	Entrant	Nation	Runden Laps	Points	Gesamtzeit Differenz	Abstand Gap	beste Runde best Lap	in R. in L.	Ø Geschw. Ø Speed
34	250	Rizk, Christophe		Azimut Automotive Sal		10	34	10:55,410 0:25,672	0:02,282	1:02,617	7	84,1 km/h 88 km/h
35	228	Mazzaferro, Gianfranco		SRA Karting International Inc		6	35	6:32,763 4 R	4 R	1:02,987	2	84,2 km/h 87,5 km/h
	229	Drysdale, Dylan		Drysdale Dylan			38		EXCLUDED			

StNr. 250,252,219,209,253,221,203,267,223,244 10 sec penalty Frontfairing

Clerk of the Course: R.Brito/R.Moselli/L.Azevedo/M.Branco Race-Control:T.Lainer Race director:N.Edwards  
Stewards: R.Norbury / M.Guignard / L.Roby / P.Lackman / V.Sousa / N.Giorgione  
Scrutineer: P.Klaassen / E.Salmon / F.Loer / R.Jafer / J.M. Ruhani / R.Roberio  
Time Keeping: KART-DATA timing service Franz Schieszler / Martin Summerer

Zeitnahme / timekeeping

control   
Franz Schieszler

gedruckt um / printed at: 17:32:14



# RESULTS GRAND FINALS 2016

## SARNO / ITALY, OCT. 15 - 22



### Race 22 Qualifying Heat 6 125 MAX B + C

Strecke / track: 1531

Fahrername Driver	Mavlanov Denis	Dreyspring Christopher	Szabo Nikolas	Roovers Noah	Tancredi Rocco	Sario Robin	Laghi Filippo	Kotyk Felix	Fife Joshua	Rosate Joao	Saganas Christos	Travnikov Sergei
schnellste Runde in Runde	1:02,152 Rn. 8	1:02,105 Rn. 9	1:02,081 Rn. 9	1:02,080 Rn. 7	1:01,997 Rn. 8	1:01,919 Rn. 9	1:01,881 Rn. 9	1:02,147 Rn. 9	1:02,028 Rn. 6	1:02,192 Rn. 6	1:02,014 Rn. 6	1:02,003 Rn. 10
Speed	88,7 km/h	88,7 km/h	88,8 km/h	88,8 km/h	88,9 km/h	89,0 km/h	89,1 km/h	88,7 km/h	88,9 km/h	88,6 km/h	88,9 km/h	88,9 km/h
Lap 1	1:04,731	1:05,656	1:04,156	1:04,502	1:06,350	1:05,789	1:06,399	1:05,352	1:06,639	1:05,277	1:07,551	1:07,916
Lap 2	1:03,173	1:02,789	1:03,151	1:03,216	1:02,716	1:02,630	1:02,622	1:03,217	1:03,142	1:03,013	1:02,980	1:05,389
Lap 3	1:02,678	1:02,506	1:02,825	1:02,663	1:02,688	1:03,333	1:03,378	1:02,884	1:03,193	1:05,031	1:02,998	1:02,654
Lap 4	1:02,859	1:02,923	1:03,251	1:03,408	1:02,188	1:02,578	1:02,435	1:02,515	1:02,691	1:03,445	1:03,496	1:02,759
Lap 5	1:02,644	1:02,516	1:02,516	1:02,544	1:02,838	1:02,893	1:02,654	1:03,030	1:02,369	1:02,813	1:02,802	1:03,156
Lap 6	1:02,466	1:02,432	1:02,937	1:03,054	1:02,625	1:02,513	1:02,493	1:03,490	1:02,028	1:02,192	1:02,014	1:02,730
Lap 7	1:02,221	1:02,109	1:02,247	1:02,080	1:02,182	1:02,303	1:02,663	1:03,319	1:03,630	1:02,293	1:02,363	1:02,098
Lap 8	1:02,152	1:02,271	1:02,661	1:02,437	1:01,997	1:02,008	1:02,092	1:02,673	1:02,627	1:02,343	1:02,249	1:02,123
Lap 9	1:02,352	1:02,105	1:02,081	1:02,084	1:02,015	1:01,919	1:01,881	1:02,147	1:03,030	1:03,804	1:02,142	1:02,203
Lap 10	1:03,372	1:03,161	1:03,282	1:03,223	1:03,006	1:02,993	1:02,459	1:03,832	1:02,726	1:02,971	1:04,516	1:02,003



# RESULTS GRAND FINALS 2016

## SARNO / ITALY, OCT. 15 - 22



### Race 22 Qualifying Heat 6 125 MAX B + C

Strecke / track: 1531

Fahrername Driver	Borlido Bruno	De Bonis Ramiro	Schwitter Jan	Donnelly Gary	Craig Jake	Van Parijs Glenn	Gonzalez Alcant Javier	Kverkild Ruben	Mc Carthy Jack	Trombelli Alessandro	Ibanez Lluc	Ritter Kellen
schnellste Runde in Runde	1:02,306 Rn. 10	1:02,325 Rn. 7	1:02,371 Rn. 8	1:02,134 Rn. 8	1:02,036 Rn. 7	1:02,120 Rn. 6	1:02,267 Rn. 8	1:02,033 Rn. 8	1:02,405 Rn. 6	1:01,855 Rn. 8	1:01,743 Rn. 7	1:02,649 Rn. 7
Speed	88,5 km/h	88,4 km/h	88,4 km/h	88,7 km/h	88,8 km/h	88,7 km/h	88,5 km/h	88,8 km/h	88,3 km/h	89,1 km/h	89,3 km/h	88,0 km/h
Lap 1	1:07,208	1:07,363	1:07,234	1:08,527	1:08,202	1:04,776	1:08,830	1:07,302	1:07,588	1:07,186	1:07,146	1:09,385
Lap 2	1:03,658	1:03,827	1:04,243	1:04,907	1:04,673	1:03,192	1:05,027	1:09,552	1:03,868	1:09,729	1:03,731	1:06,594
Lap 3	1:03,800	1:04,845	1:04,363	1:02,663	1:02,362	1:02,687	1:02,836	1:03,637	1:03,240	1:03,326	1:04,095	1:04,077
Lap 4	1:03,375	1:03,338	1:03,452	1:02,808	1:02,949	1:03,480	1:03,260	1:03,148	1:03,691	1:02,554	1:02,702	1:03,678
Lap 5	1:02,572	1:03,170	1:03,531	1:04,319	1:05,244	1:03,250	1:04,365	1:02,768	1:04,144	1:03,631	1:02,333	1:03,193
Lap 6	1:02,438	1:03,129	1:02,675	1:02,252	1:02,450	1:02,120	1:02,630	1:02,557	1:02,405	1:02,671	1:01,857	1:02,786
Lap 7	1:02,538	1:02,325	1:02,421	1:02,372	1:02,036	1:02,175	1:02,476	1:02,331	1:02,444	1:03,097	1:01,743	1:02,649
Lap 8	1:02,936	1:03,110	1:02,371	1:02,134	1:02,568	1:02,333	1:02,267	1:02,033	1:02,756	1:01,855	1:02,110	1:03,220
Lap 9	1:03,124	1:02,356	1:02,754	1:02,405	1:03,338	1:02,137	1:02,879	1:02,129	1:04,259	1:02,028	1:02,555	1:02,736
Lap 10	1:02,306	1:02,558	1:03,257	1:03,214	1:02,949	1:03,082	1:02,444	1:02,794	1:03,181	1:03,387	1:02,807	1:02,712





# RESULTS GRAND FINALS 2016

## SARNO / ITALY, OCT. 15 - 22



### Race 22 Qualifying Heat 6 125 MAX B + C

Strecke / track: 1531

Fahrername Driver	Pook Pasqual	Skelton Josh	Gamberini Pablo Antonio	White Josh	Thompson Alain Delon	Vincze Adam	Hayek Tarek	Van Berlo Kay	Mcconnell Jack	Rizk Christophe	Mazzaferro Gianfranco	Drysdale Dylan
schnellste Runde in Runde	1:02,108 Rn. 10	1:02,128 Rn. 10	1:02,929 Rn. 10	1:01,895 Rn. 7	1:02,174 Rn. 8	1:01,908 Rn. 9	1:03,467 Rn. 10	1:01,887 Rn. 7	1:02,330 Rn. 8	1:02,617 Rn. 7	1:02,987 Rn. 2	
Speed	88,7 km/h	88,7 km/h	87,6 km/h	89,0 km/h	88,6 km/h	89,0 km/h	86,8 km/h	89,1 km/h	88,4 km/h	88,0 km/h	87,5 km/h	
Lap 1	1:07,144	1:07,622	1:09,921	1:08,951	1:08,624	1:07,677	1:09,397	1:07,760	1:09,331	1:09,232	1:06,050	
Lap 2	1:03,535	1:03,752	1:05,583	1:04,728	1:04,080	1:09,236	1:05,937	1:06,920	1:05,097	1:05,526	<u>1:02,987</u>	
Lap 3	1:03,488	1:03,131	1:05,768	<u>1:02,247</u>	1:02,867	1:03,691	1:06,018	1:02,757	1:02,952	1:02,672	1:03,338	
Lap 4	1:03,628	1:03,573	1:04,491	1:02,747	1:03,596	1:03,415	1:03,876	1:02,521	1:02,970	1:02,939	1:03,410	
Lap 5	1:02,525	1:03,450	1:03,785	1:05,373	1:04,417	1:03,016	1:04,749	1:08,663	1:06,056	1:07,477	1:05,185	
Lap 6	1:02,496	1:02,622	1:03,231	1:02,830	1:03,365	1:02,278	1:03,808	1:02,284	1:02,680	1:02,936	1:09,346	
Lap 7	1:02,630	1:02,389	1:03,087	<u>1:01,895</u>	1:02,179	1:02,869	1:03,702	<u>1:01,887</u>	1:02,564	<u>1:02,617</u>		
Lap 8	1:02,886	1:02,501	1:03,080	1:02,133	<u>1:02,174</u>	1:02,006	1:03,500	1:02,163	<u>1:02,330</u>	1:02,660		
Lap 9	1:02,779	1:02,184	1:03,175	1:03,689	1:02,870	<u>1:01,908</u>	1:03,595	1:02,180	1:02,596	1:02,639		
Lap 10	<u>1:02,108</u>	<u>1:02,128</u>	<u>1:02,929</u>	1:02,675	1:02,961	1:03,307	<u>1:03,467</u>	1:02,178	1:02,920	1:02,857		



## Race 22 Qualifying Heat 6 125 MAX B + C

### Beste Rundenzeiten / best lap times

Strecke / track: 1531m

Pos	Race Pos.	Str. Nr.	Fahrer driver	Vorname	NAT	Rundenzeit lap time	in R. in lap	Differenz gap first	Abstand gap	Ø Geschw. Ø speed
1	23	223	Ibanez	Lluc	ESP	1:01,743	7			89,3 km/h
2	22	271	Trombelli	Alessandro	ITA	1:01,855	8	0:00,112	0:00,112	89,1 km/h
3	23	223	Ibanez	Lluc	ESP	1:01,857	6	0:00,114	0:00,002	89,1 km/h
4	7	263	Laghi	Filippo	ITA	1:01,881	9	0:00,138	0:00,024	89,1 km/h
5	32	221	Van Berlo	Kay	NED	1:01,887	7	0:00,144	0:00,006	89,1 km/h
6	28	203	White	Josh	GBR	1:01,895	7	0:00,152	0:00,008	89,0 km/h
7	30	219	Vincze	Adam	HUN	1:01,908	9	0:00,165	0:00,013	89,0 km/h
8	6	232	Sario	Robin	FIN	1:01,919	9	0:00,176	0:00,011	89,0 km/h
9	5	265	Tancredi	Rocco	ITA	1:01,997	8	0:00,254	0:00,078	88,9 km/h
10	12	233	Travnikov	Sergei	RUS	1:02,003	10	0:00,260	0:00,006	88,9 km/h
11	30	219	Vincze	Adam	HUN	1:02,006	8	0:00,263	0:00,003	88,9 km/h
12	6	232	Sario	Robin	FIN	1:02,008	8	0:00,265	0:00,002	88,9 km/h
13	11	248	Saganas	Christos	GRE	1:02,014	6	0:00,271	0:00,006	88,9 km/h
14	5	265	Tancredi	Rocco	ITA	1:02,015	9	0:00,272	0:00,001	88,9 km/h
15	9	204	Fife	Joshua	AUS	1:02,028	6	0:00,285	0:00,013	88,9 km/h
16	22	271	Trombelli	Alessandro	ITA	1:02,028	9	0:00,285	0:00,000	88,9 km/h
17	20	234	Kverkild	Ruben	NOR	1:02,033	8	0:00,290	0:00,005	88,8 km/h
18	17	205	Craig	Jake	USA	1:02,036	7	0:00,293	0:00,003	88,8 km/h
19	4	246	Roovers	Noah	BEL	1:02,080	7	0:00,337	0:00,044	88,8 km/h
20	3	210	Szabo	Nikolas	SVK	1:02,081	9	0:00,338	0:00,001	88,8 km/h



### Race 21 Qualifying Heat 5 125 MAX A + D

# NEU - NEW

Strecke / track: 1531m  
started: 35 classified: 34 not classified: 1

class: 125 MAX  
excluded: 1

fastest Lap Sjoeberg, Jesper at: 1:01,961  
Doc. 51.2

Pos	Str. Nr.	Fahrer Driver	Nation	Entrant	Nation	Runden Laps	Points	Gesamtzeit Differenz	Abstand Gap	beste Runde best Lap	in R. in L.	Ø Geschw. Ø Speed
1	254	Bezel, Petr	CZE	Petr Bezel	CZE	10	0	10:32,038		1:02,303	7	87,2 km/h 88,5 km/h
2	222	Renaudin, Adrien	FRA	Patrice Renaudin SRA Karting International Inc	FRA	10	2	10:32,405 0:00,367	0:00,367	1:02,630	7	87,2 km/h 88 km/h
3	225	Claman-Demelo, Zachary	CAN	SRA Karting International Inc	CAN	10	3	10:34,521 0:02,483	0:02,116	1:02,000	5	86,9 km/h 88,9 km/h
4	247	Besler, Berkay	TUR	Besler Mehmet	TUR	10	4	10:34,744 0:02,706	0:00,223	1:02,200	8	86,8 km/h 88,6 km/h
5	272	Warge, Felix	BEL	Icepol Racing Team	BEL	10	5	10:35,190 0:03,152	0:00,446	1:02,324	8	86,8 km/h 88,4 km/h
6	216	Mizuno, Koki	JPN	Eiko Japan	JPN	10	6	10:35,265 0:03,227	0:00,075	1:02,265	9	86,8 km/h 88,5 km/h
7	262	Darder, Francisco	ARG	Darder Francisco	ARG	10	7	10:35,432 0:03,394	0:00,167	1:02,244	8	86,7 km/h 88,5 km/h
8	230	Gillis, Cody	AUS	International Karting Distribution	AUS	10	8	10:35,593 0:03,555	0:00,161	1:02,127	8	86,7 km/h 88,7 km/h
9	226	Di Leo, Marco	CAN	SRA Karting International Inc	CAN	10	9	10:35,788 0:03,750	0:00,195	1:02,260	8	86,7 km/h 88,5 km/h
10	241	Welezinski, Wiktor	POL	KMS	POL	10	10	10:37,682 0:05,644	0:01,894	1:02,247	5	86,4 km/h 88,5 km/h
11	213	Christian, Silvano	INA	KRS Motorsports	MAS	10	11	10:37,902 0:05,864	0:00,220	1:02,295	8	86,4 km/h 88,5 km/h
12	235	Brooks, Christian	USA	Maxspeed Group	USA	10	12	10:38,108 0:06,070	0:00,206	1:02,140	5	86,4 km/h 88,7 km/h
13	211	Pratama, M Ferrel	INA	KRS Motorsports	MAS	10	13	10:38,174 0:06,136	0:00,066	1:02,352	7	86,4 km/h 88,4 km/h
14	231	Tuominen, Rasmus	FIN	Kohtala Sports	FIN	10	14	10:38,941 0:06,903	0:00,767	1:02,352	6	86,3 km/h 88,4 km/h
15	256	Andreasen, Lasse	DEN	Carsten Andreasen	DEN	10	15	10:39,058 0:07,020	0:00,117	1:02,331	7	86,2 km/h 88,4 km/h
16	224	Ferro, Diego	PER	Racing Components	COL	10	16	10:39,292 0:07,254	0:00,234	1:02,474	6	86,2 km/h 88,2 km/h
17	245	Dina, Alexandru Const	ROU	Road Runner Racing Team	ROU	10	17	10:40,029 0:07,991	0:00,737	1:02,237	8	86,1 km/h 88,6 km/h
18	255	Fourquemin, Paul	FRA	Fourquemin Paul	FRA	10	18	10:40,298 0:08,260	0:00,269	1:02,123	6	86,1 km/h 88,7 km/h
19	208	Kim, Kang Du	KOR	Pino Kart Racing	KOR	10	19	10:42,303 0:10,265	0:02,005	1:02,440	8	85,8 km/h 88,3 km/h
20	260	Runic, Pierre	BIH	Sportstil Akk	SLO	10	20	10:42,415 0:10,377	0:00,112	1:02,193	8	85,8 km/h 88,6 km/h
21	239	Mettetal, Thomas	FRA	Mettetal Thomas	FRA	10	21	10:43,699 0:11,661	0:01,284	1:02,515	8	85,6 km/h 88,2 km/h
22	236	Gonzalez Giarde, Javier	MEX	Roberto Elizondo	MEX	10	22	10:44,924 0:12,886	0:01,225	1:02,244	8	85,5 km/h 88,5 km/h
23	214	Schoell, Nicolas	AUT	Strawberry Racing	GBR	10	23	10:46,079 0:14,041	0:01,155	1:02,315	10	85,3 km/h 88,4 km/h
24	218	Takano, Yuta	JPN	Eiko Japan	JPN	10	24	10:48,460 0:16,422	0:02,381	1:02,160	7	85 km/h 88,7 km/h
25	201	Sjoeberg, Jesper	SWE	Radne Motor AB	SWE	10	25	10:49,106 0:17,068	0:00,646	1:01,961	9	84,9 km/h 89 km/h
26	259	Matejcek, Jiri	CZE	JM-Kart Klub V ACR	CZE	10	26	10:49,454 0:17,416	0:00,348	1:02,642	9	84,9 km/h 88 km/h
27	220	Novak, Mario	AUT	Peter Kalman	AUT	10	27	10:50,098 0:18,060	0:00,644	1:02,300	9	84,8 km/h 88,5 km/h
28	227	Mccaughan, Coltin	CAN	SRA Karting International Inc	CAN	10	28	10:52,191 0:20,153	0:02,093	1:02,242	6	84,5 km/h 88,6 km/h
29	268	Peroni, Giulio	UAE	Al Ain Raceway	UAE	10	29	10:55,977 0:23,939	0:03,786	1:02,780	9	84 km/h 87,8 km/h
30	249	Kivi, Kairo	EST	TGT Racing	EST	10	30	10:56,199 0:24,161	0:00,222	1:02,331	9	84 km/h 88,4 km/h
31	238	Fridell, Rasmus	SWE	Radne Motor AB	SWE	10	31	10:58,613 0:26,575	0:02,414	1:02,429	9	83,7 km/h 88,3 km/h
32	217	Englert, Maximilian	PAR	Mach 5 Karting	BRA	10	32	10:59,977 0:27,939	0:01,364	1:03,198	3	83,5 km/h 87,2 km/h
33	270	Dias, Joshua	RSA	Herder Dias	RSA	10	33	11:00,125 0:28,087	0:00,148	1:03,312	9	83,5 km/h 87,1 km/h



**Race 21 Qualifying Heat 5 125 MAX A + D**

Strecke / track: 1531m  
started: 35 classified: 34 not classified: 1

class: 125 MAX  
excluded: 1

**NEU - NEW**

fastest Lap Sjoeborg, Jesper at: 1:01,961  
Doc. 51.2

Pos	Str. Nr.	Fahrer Driver	Nation	Entrant	Nation	Runden Laps	Points	Gesamtzeit Differenz	Abstand Gap	beste Runde best Lap	in R. in L.	Ø Geschw. Ø Speed
34	212	Salhi, Sofiane	ALG	Salhi Sofiane	ALG	10	34	11:07,806 0:35,768	0:07,681	1:02,927	10	82,5 km/h 87,6 km/h
	207	Cunha, Joao	BRA	Mach 5 Karting	BRA		38	EXCLUDED				

StNr. 207 Exclusion

StNr. 212,249,217,270,268,238,227,201,218,236 10 sec penalty Frontfairing

Clerk of the Course: R.Brito/R.Moselli/L.Azevedo/M.Branco Race-Control:T.Lainer Race director:N.Edwards  
Stewards: R.Norbury / M.Guignard / L.Roby / P.Lackman / V.Sousa / N.Giorgione  
Scrutineer: P.Klaassen / E.Salmon / F.Loeur / R.Jafer / J.M. Ruhani / R.Roberio  
Time Keeping: KART-DATA timing service Franz Schieszler / Martin Summerer

Zeitnahme / timekeeping

control   
Franz Schieszler

gedruckt um / printed at: 17:15:51



# RESULTS GRAND FINALS 2016

## SARNO / ITALY, OCT. 15 - 22



### Race 21 Qualifying Heat 5 125 MAX A + D

Strecke / track: 1531

Fahrername Driver	Bezel Petr	Renaudin Adrien	Demelo Zachary	Besler Berkay	Warge Felix	Mizuno Koki	Darder Francisco	Gillis Cody	Di Leo Marco	Welezinski Wiktor	Christian Silvano	Brooks Christian
schnellste Runde in Runde	1:02,303 Rn. 7	1:02,630 Rn. 7	1:02,000 Rn. 5	1:02,200 Rn. 8	1:02,324 Rn. 8	1:02,265 Rn. 9	1:02,244 Rn. 8	1:02,127 Rn. 8	1:02,260 Rn. 8	1:02,247 Rn. 5	1:02,295 Rn. 8	1:02,140 Rn. 5
Speed	88,5 km/h	88,0 km/h	88,9 km/h	88,6 km/h	88,4 km/h	88,5 km/h	88,5 km/h	88,7 km/h	88,5 km/h	88,5 km/h	88,5 km/h	88,7 km/h
Lap 1	1:05,057	1:04,753	1:07,311	1:06,858	1:04,813	1:07,739	1:08,253	1:05,501	1:07,838	1:06,874	1:08,957	1:07,653
Lap 2	1:03,596	1:03,494	1:03,570	1:03,700	1:04,273	1:03,614	1:04,367	1:03,074	1:04,466	1:06,201	1:05,471	1:03,923
Lap 3	1:03,932	1:03,464	1:03,144	1:03,320	1:04,171	1:03,547	1:03,080	1:04,122	1:03,405	1:03,250	1:03,298	1:03,551
Lap 4	1:02,433	1:02,924	1:02,215	1:02,663	1:02,736	1:02,676	1:02,648	1:02,532	1:02,667	1:02,630	1:02,847	1:03,291
Lap 5	1:02,493	1:02,798	1:02,000	1:02,379	1:02,362	1:02,812	1:02,710	1:02,379	1:02,499	1:02,247	1:02,365	1:02,140
Lap 6	1:02,950	1:02,651	1:02,135	1:02,620	1:03,663	1:02,760	1:02,941	1:02,906	1:02,769	1:02,821	1:02,341	1:02,275
Lap 7	1:02,303	1:02,630	1:02,921	1:02,478	1:02,665	1:02,451	1:02,491	1:03,176	1:02,851	1:02,638	1:02,630	1:02,332
Lap 8	1:02,527	1:02,668	1:02,093	1:02,200	1:02,324	1:02,321	1:02,244	1:02,127	1:02,260	1:03,118	1:02,295	1:02,955
Lap 9	1:03,270	1:03,483	1:02,771	1:02,525	1:02,465	1:02,265	1:02,413	1:02,895	1:02,359	1:02,928	1:02,850	1:03,086
Lap 10	1:02,507	1:02,784	1:04,659	1:04,802	1:04,838	1:03,548	1:03,195	1:05,826	1:03,726	1:03,708	1:03,453	1:03,855



# RESULTS GRAND FINALS 2016

## SARNO / ITALY, OCT. 15 - 22



### Race 21 Qualifying Heat 5 125 MAX A + D

Strecke / track: 1531

Fahrername Driver	Pratama M Ferrel	Tuominen Rasmus	Andreasen Lasse	Ferro Diego	Dina Alexandru Const	Fourquemin Paul	Kim Kang Du	Runic Pierre	Mettetal Thomas	Giarde Javier	Schoell Nicolas	Takano Yuta
schnellste Runde in Runde	1:02,352 Rn. 7	1:02,352 Rn. 6	1:02,331 Rn. 7	1:02,474 Rn. 6	1:02,237 Rn. 8	1:02,123 Rn. 6	1:02,440 Rn. 8	1:02,193 Rn. 8	1:02,515 Rn. 8	1:02,244 Rn. 8	1:02,315 Rn. 10	1:02,160 Rn. 7
Speed	88,4 km/h	88,4 km/h	88,4 km/h	88,2 km/h	88,6 km/h	88,7 km/h	88,3 km/h	88,6 km/h	88,2 km/h	88,5 km/h	88,4 km/h	88,7 km/h
Lap 1	1:07,974	1:08,468	1:09,747	1:08,776	1:10,308	1:09,820	1:10,172	1:10,521	1:09,180	1:05,556	1:07,616	1:10,053
Lap 2	1:04,208	1:04,914	1:04,978	1:04,384	1:04,282	1:04,852	1:04,739	1:05,010	1:05,342	1:03,508	1:03,782	1:04,165
Lap 3	1:03,438	1:02,648	1:03,207	1:03,885	1:03,646	1:03,471	1:03,113	1:04,449	1:03,395	1:04,050	1:03,218	1:03,165
Lap 4	1:03,255	1:02,968	1:03,329	1:04,209	1:02,939	1:02,657	1:03,458	1:03,211	1:03,338	1:02,673	1:02,481	1:03,296
Lap 5	1:02,588	1:02,397	1:02,387	1:02,994	1:03,148	1:03,029	1:04,601	1:03,116	1:03,194	1:02,312	1:02,580	1:02,611
Lap 6	1:02,406	1:02,352	1:02,338	1:02,474	1:02,302	1:02,123	1:03,509	1:02,552	1:04,420	1:02,647	1:14,193	1:02,367
Lap 7	1:02,352	1:03,201	1:02,331	1:02,572	1:02,754	1:02,184	1:02,483	1:02,313	1:02,874	1:03,806	1:02,954	1:02,160
Lap 8	1:02,761	1:02,623	1:02,690	1:02,797	1:02,237	1:02,351	1:02,440	1:02,193	1:02,515	1:02,244	1:03,297	1:02,586
Lap 9	1:03,838	1:02,613	1:02,500	1:02,972	1:02,907	1:03,593	1:03,228	1:04,195	1:02,621	1:02,455	1:02,319	1:02,197
Lap 10	1:03,572	1:04,162	1:04,096	1:02,878	1:03,159	1:03,003	1:02,927	1:03,099	1:02,622	1:04,804	1:02,315	1:03,345



# RESULTS GRAND FINALS 2016

## SARNO / ITALY, OCT. 15 - 22



### Race 21 Qualifying Heat 5 125 MAX A + D

Strecke / track: 1531

Fahrername Driver	Sjoeberg Jesper	Matejcek Jiri	Novak Mario	Mccaughan Coltin	Peroni Giulio	Kivi Kairo	Fridell Rasmus	Englert Maximilian	Dias Joshua	Salhi Sofiane	Cunha Joao	
schnellste Runde in Runde	1:01,961 Rn. 9	1:02,642 Rn. 9	1:02,300 Rn. 9	1:02,242 Rn. 6	1:02,780 Rn. 9	1:02,331 Rn. 9	1:02,429 Rn. 9	1:03,198 Rn. 3	1:03,312 Rn. 9	1:02,927 Rn. 10		
Speed	89,0 km/h	88,0 km/h	88,5 km/h	88,6 km/h	87,8 km/h	88,4 km/h	88,3 km/h	87,2 km/h	87,1 km/h	87,6 km/h		
Lap 1	1:08,676	1:09,602	1:07,092	1:10,911	1:08,101	1:08,804	1:07,759	1:09,327	1:09,419	1:10,403		
Lap 2	1:05,743	1:05,845	1:04,113	1:04,605	1:06,422	1:11,875	1:10,631	1:05,946	1:05,788	1:07,827		
Lap 3	1:03,122	1:03,464	1:03,585	1:03,929	1:03,826	1:03,161	1:03,098	<u>1:03,198</u>	1:03,964	1:04,101		
Lap 4	1:03,573	1:03,374	1:02,593	1:02,704	1:03,760	1:02,796	1:02,959	1:03,351	1:03,357	1:03,845		
Lap 5	1:03,023	1:02,960	1:02,598	1:03,562	1:03,203	1:02,411	1:03,239	1:03,216	1:03,550	1:03,363		
Lap 6	1:02,197	1:04,735	1:17,369	<u>1:02,242</u>	1:04,275	1:03,463	1:03,832	1:04,497	1:03,375	1:03,652		
Lap 7	1:02,252	1:03,655	1:03,571	1:02,585	1:04,459	1:03,338	1:05,807	1:05,040	1:03,482	1:03,360		
Lap 8	1:02,775	1:05,093	1:02,506	1:02,332	1:03,106	1:03,445	1:03,511	1:04,204	1:05,961	1:11,394		
Lap 9	<u>1:01,961</u>	<u>1:02,642</u>	<u>1:02,300</u>	1:04,534	<u>1:02,780</u>	<u>1:02,331</u>	<u>1:02,429</u>	1:03,655	<u>1:03,312</u>	1:03,568		
Lap 10	1:03,595	1:04,028	1:03,574	1:03,223	1:02,889	1:02,635	1:02,547	1:03,732	1:03,742	<u>1:02,927</u>		



## Race 21 Qualifying Heat 5 125 MAX A + D

### Beste Rundenzeiten / best lap times

Strecke / track: 1531m

Pos	Race Pos.	Str. Nr.	Fahrer driver	Vorname	NAT	Rundenzeit lap time	in R. in lap	Differenz gap first	Abstand gap	Ø Geschw. Ø speed
1	25	201	Sjoeberg	Jesper	SWE	1:01,961	9			89,0 km/h
2	3	225	Claman-Demelo	Zachary	CAN	1:02,000	5	0:00,039	0:00,039	88,9 km/h
3	3	225	Claman-Demelo	Zachary	CAN	1:02,093	8	0:00,132	0:00,093	88,8 km/h
4	18	255	Fourquemin	Paul	FRA	1:02,123	6	0:00,162	0:00,030	88,7 km/h
5	8	230	Gillis	Cody	AUS	1:02,127	8	0:00,166	0:00,004	88,7 km/h
6	3	225	Claman-Demelo	Zachary	CAN	1:02,135	6	0:00,174	0:00,008	88,7 km/h
7	12	235	Brooks	Christian	USA	1:02,140	5	0:00,179	0:00,005	88,7 km/h
8	35	207	Cunha	Joao	BRA	1:02,157	8	0:00,196	0:00,017	88,7 km/h
9	24	218	Takano	Yuta	JPN	1:02,160	7	0:00,199	0:00,003	88,7 km/h
10	18	255	Fourquemin	Paul	FRA	1:02,184	7	0:00,223	0:00,024	88,6 km/h
11	20	260	Runic	Pierre	BIH	1:02,193	8	0:00,232	0:00,009	88,6 km/h
12	24	218	Takano	Yuta	JPN	1:02,197	9	0:00,236	0:00,004	88,6 km/h
13	25	201	Sjoeberg	Jesper	SWE	1:02,197	6	0:00,236	0:00,000	88,6 km/h
14	4	247	Besler	Berkay	TUR	1:02,200	8	0:00,239	0:00,003	88,6 km/h
15	3	225	Claman-Demelo	Zachary	CAN	1:02,215	4	0:00,254	0:00,015	88,6 km/h
16	17	245	Dina	Alexandru Const	ROU	1:02,237	8	0:00,276	0:00,022	88,6 km/h
17	28	227	Mccaughan	Coltin	CAN	1:02,242	6	0:00,281	0:00,005	88,6 km/h
18	7	262	Darder	Francisco	ARG	1:02,244	8	0:00,283	0:00,002	88,5 km/h
19	22	236	Gonzalez Giarde	Javier	MEX	1:02,244	8	0:00,283	0:00,000	88,5 km/h
20	10	241	Welezinski	Wiktor	POL	1:02,247	5	0:00,286	0:00,003	88,5 km/h





### Race 12 Qualifying Heat 4 125 MAX B + D

# NEU - NEW

Strecke / track: 1531m  
 started: 35 classified: 35 not classified: 0

class: 125 MAX

fastest Lap Ibanez, Lluç at: 1:02,703  
 Doc. 42.1

Pos	Str. Nr.	Fahrer Driver	Nation	Entrant	Nation	Runden Laps	Points	Gesamtzeit Differenz	Abstand Gap	beste Runde best Lap	in R. in L.	Ø Geschw. Ø Speed
1	272	Warge, Felix	BEL	Icepol Racing Team	BEL	10	0	10:39,405		1:03,231	9	86,2 km/h 87,2 km/h
2	244	Van Parijs, Glenn	BEL	Van Parijs Glenn	BEL	10	2	10:40,348 0:00,943	0:00,943	1:03,182	9	86,1 km/h 87,2 km/h
3	206	Mavlanov, Denis	RUS	Andriychuk Vladimir	RUS	10	3	10:40,936 0:01,531	0:00,588	1:03,100	9	86 km/h 87,3 km/h
4	248	Saganas, Christos	GRE	Saganas Team	GRE	10	4	10:41,012 0:01,607	0:00,076	1:03,124	9	86 km/h 87,3 km/h
5	222	Renaudin, Adrien	FRA	Patrice Renaudin	FRA	10	5	10:41,135 0:01,730	0:00,123	1:03,105	10	86 km/h 87,3 km/h
6	226	Di Leo, Marco	CAN	SRA Karting International Inc	CAN	10	6	10:41,507 0:02,102	0:00,372	1:03,337	10	85,9 km/h 87 km/h
7	232	Sario, Robin	FIN	Kohtala Sports	FIN	10	7	10:44,174 0:04,769	0:02,667	1:02,991	8	85,6 km/h 87,5 km/h
8	227	Mccaughan, Coltin	CAN	SRA Karting International Inc	CAN	10	8	10:46,123 0:06,718	0:01,949	1:03,147	8	85,3 km/h 87,3 km/h
9	258	Rosate, Joao	BRA	Mach 5 Karting	BRA	10	9	10:46,274 0:06,869	0:00,151	1:03,079	8	85,3 km/h 87,4 km/h
10	247	Besler, Berkay	TUR	Besler Mehmet	TUR	10	10	10:47,503 0:08,098	0:01,229	1:02,853	8	85,1 km/h 87,7 km/h
11	267	Pook, Pasqual	UAE	Al Ain Raceway	UAE	10	11	10:49,900 0:10,495	0:02,397	1:03,140	8	84,8 km/h 87,3 km/h
12	214	Schoell, Nicolas	AUT	Strawberry Racing	GBR	10	12	10:50,000 0:10,595	0:00,100	1:03,264	8	84,8 km/h 87,1 km/h
13	235	Brooks, Christian	USA	Maxspeed Group	USA	10	13	10:50,646 0:11,241	0:00,646	1:02,963	9	84,7 km/h 87,5 km/h
14	261	Borlido, Bruno	POR	Borlido Bruno	POR	10	14	10:50,978 0:11,573	0:00,332	1:03,248	8	84,7 km/h 87,1 km/h
15	203	White, Josh	GBR	Coles Racing	GBR	10	15	10:51,291 0:11,886	0:00,313	1:02,875	6	84,6 km/h 87,7 km/h
16	260	Runic, Pierre	BIH	Sportstil Akk	SLO	10	16	10:51,412 0:12,007	0:00,121	1:03,075	6	84,6 km/h 87,4 km/h
17	265	Tancredi, Rocco	ITA	Salvatore Tancredi	ITA	10	17	10:51,623 0:12,218	0:00,211	1:03,137	7	84,6 km/h 87,3 km/h
18	271	Trombelli, Alessandro	ITA	KR Sport	ITA	10	18	10:51,982 0:12,577	0:00,359	1:03,657	6	84,5 km/h 86,6 km/h
19	218	Takano, Yuta	JPN	Eiko Japan	JPN	10	19	10:52,577 0:13,172	0:00,595	1:03,086	10	84,5 km/h 87,4 km/h
20	213	Christian, Silvano	INA	KRS Motorsports	MAS	10	20	10:53,961 0:14,556	0:01,384	1:03,173	9	84,3 km/h 87,2 km/h
21	245	Dina, Alexandru Const	ROU	Road Runner Racing Team	ROU	10	21	10:58,014 0:18,609	0:04,053	1:03,070	9	83,8 km/h 87,4 km/h
22	253	Skelton, Josh	GBR	Coles Racing	GBR	10	22	10:59,450 0:20,045	0:01,436	1:02,987	9	83,6 km/h 87,5 km/h
23	249	Kivi, Kairo	EST	TGT Racing	EST	10	23	10:59,608 0:20,203	0:00,158	1:03,062	6	83,6 km/h 87,4 km/h
24	255	Fourquemin, Paul	FRA	Fourquemin Paul	FRA	10	24	11:00,105 0:20,700	0:00,497	1:03,002	9	83,5 km/h 87,5 km/h
25	223	Ibanez, Lluç	ESP	Binakart	ESP	10	25	11:00,884 0:21,479	0:00,779	1:02,703	8	83,4 km/h 87,9 km/h
26	237	Gonzalez Alcant, Javier	MEX	Roberto Elizondo	MEX	10	26	11:00,911 0:21,506	0:00,027	1:03,404	9	83,4 km/h 86,9 km/h
27	202	Schwiter, Jan	SUI	Kart-Club Oerlikon	SUI	10	27	11:01,719 0:22,314	0:00,808	1:03,056	8	83,3 km/h 87,4 km/h
28	209	Thompson, Alain Delon	RSA	Alan Thompson	RSA	10	28	11:02,388 0:22,983	0:00,669	1:03,354	9	83,2 km/h 87 km/h
29	221	Van Berlo, Kay	MED	Hugo Motorsports	MED	10	29	11:02,862 0:23,457	0:00,474	1:02,911	10	83,1 km/h 87,6 km/h
30	251	McCarthy, Jack	GBR	Strawberry Racing	GBR	10	30	11:05,242 0:25,837	0:02,380	1:03,447	9	82,9 km/h 86,9 km/h
31	239	Mettetal, Thomas	FRA	Mettetal Thomas	FRA	10	31	11:09,871 0:30,466	0:04,629	1:03,422	9	82,3 km/h 86,9 km/h
32	262	Darder, Francisco	ARG	Darder Francisco	ARG	10	32	11:10,331 0:30,926	0:00,460	1:03,665	10	82,2 km/h 86,6 km/h
33	212	Salhi, Sofiane	ALG	Salhi Sofiane	ALG	10	33	11:12,811 0:33,406	0:02,480	1:03,963	8	81,9 km/h 86,2 km/h



### Race 12 Qualifying Heat 4 125 MAX B + D

Strecke / track: 1531m  
 started: 35 classified: 35 not classified: 0

class: 125 MAX

# NEU - NEW

fastest Lap Ibanez, Lluc at: 1:02,703  
 Doc. 42.1

Pos	Str. Nr.	Fahrer Driver	Nation	Entrant	Nation	Runden Laps	Points	Gesamtzeit Differenz	Abstand Gap	beste Runde best Lap	in R. in L.	o Geschw. o Speed
34	217	Englert, Maximilian	PAR	Mach 5 Karting	BRA	0	34	0:05,276 10 R	10 R			
35	215	Gamberini, Pablo Antonio	CHI	Sodi Kart Italia SKR	ITA	0	35	0:06,013 10 R	0:00,737			

StNr. 262,239,212,251,209,202,221,223 10 sec penalty Frontfaring

Clerk of the Course: R.Brito/R.Moselli/L.Azevedo/M.Branco Race-Control:T.Lainer Race director:N.Edwards  
 Stewards: R.Norbury / M.Guignard / L.Roby / P.Lackman / V.Sousa / N.Giorgione  
 Scrutineer: P.Klaassen / E.Salmon / F.Loeur / R.Jafer / J.M. Ruhani / R.Roberio  
 Time Keeping: KART-DATA timing service Franz Schieszler / Martin Summerer

Zeitnahme / timekeeping  
 control   
 Franz Schieszler  
 gedruckt um / printed at: 14:25:55



# RESULTS GRAND FINALS 2016

## SARNO / ITALY, OCT. 15 - 22



### Race 12 Qualifying Heat 4 125 MAX B + D

Strecke / track: 1531

Fahrername Driver	Warge Felix	Van Parijs Glenn	Mavlanov Denis	Saganas Christos	Renaudin Adrien	Di Leo Marco	Sario Robin	Mccaughan Coltin	Rosate Joao	Besler Berkay	Pook Pasqual	Schoell Nicolas
schnellste Runde in Runde	1:03,231 Rn. 9	1:03,182 Rn. 9	1:03,100 Rn. 9	1:03,124 Rn. 9	1:03,105 Rn. 10	1:03,337 Rn. 10	1:02,991 Rn. 8	1:03,147 Rn. 8	1:03,079 Rn. 8	1:02,853 Rn. 8	1:03,140 Rn. 8	1:03,264 Rn. 8
Speed	87,2 km/h	87,2 km/h	87,3 km/h	87,3 km/h	87,3 km/h	87,0 km/h	87,5 km/h	87,3 km/h	87,4 km/h	87,7 km/h	87,3 km/h	87,1 km/h
Lap 1	1:05,748	1:05,856	1:05,404	1:06,124	1:05,550	1:06,289	1:06,852	1:07,407	1:06,264	1:06,857	1:09,386	1:06,871
Lap 2	1:03,729	1:04,138	1:04,066	1:03,978	1:04,439	1:04,337	1:05,234	1:05,443	1:05,365	1:04,081	1:05,033	1:05,256
Lap 3	1:03,669	1:03,449	1:03,822	1:03,328	1:03,929	1:03,345	1:04,255	1:04,787	1:05,124	1:09,108	1:04,388	1:04,216
Lap 4	1:03,624	1:03,575	1:03,677	1:03,492	1:03,478	1:03,466	1:06,080	1:04,206	1:05,043	1:03,600	1:03,932	1:06,117
Lap 5	1:03,838	1:03,946	1:04,398	1:03,933	1:03,926	1:03,925	1:03,365	1:03,235	1:03,737	1:04,489	1:04,430	1:04,316
Lap 6	1:03,575	1:03,736	1:03,734	1:03,699	1:03,692	1:03,673	1:03,064	1:03,305	1:03,414	1:03,211	1:03,282	1:03,627
Lap 7	1:03,286	1:03,503	1:03,106	1:03,466	1:03,458	1:03,564	1:03,080	1:03,486	1:03,801	1:03,552	1:03,191	1:03,510
Lap 8	1:03,245	1:03,547	1:04,286	1:03,846	1:03,916	1:03,713	1:02,991	1:03,147	1:03,079	1:02,853	1:03,140	1:03,264
Lap 9	1:03,231	1:03,182	1:03,100	1:03,124	1:03,545	1:03,470	1:03,021	1:03,568	1:03,960	1:03,759	1:04,253	1:04,914
Lap 10	1:03,232	1:03,227	1:03,487	1:03,313	1:03,105	1:03,337	1:03,176	1:04,186	1:04,162	1:03,279	1:05,067	1:04,967



# RESULTS GRAND FINALS 2016

## SARNO / ITALY, OCT. 15 - 22



### Race 12 Qualifying Heat 4 125 MAX B + D

Strecke / track: 1531

Fahrername Driver	Brooks Christian	Borlido Bruno	White Josh	Runic Pierre	Tancredi Rocco	Trombelli Alessandro	Takano Yuta	Christian Silvano	Dina Alexandru Const	Skelton Josh	Kivi Kairo	Fourquemin Paul
schnellste Runde in Runde	1:02,963 Rn. 9	1:03,248 Rn. 8	1:02,875 Rn. 6	1:03,075 Rn. 6	1:03,137 Rn. 7	1:03,657 Rn. 6	1:03,086 Rn. 10	1:03,173 Rn. 9	1:03,070 Rn. 9	1:02,987 Rn. 9	1:03,062 Rn. 6	1:03,002 Rn. 9
Speed	87,5 km/h	87,1 km/h	87,7 km/h	87,4 km/h	87,3 km/h	86,6 km/h	87,4 km/h	87,2 km/h	87,4 km/h	87,5 km/h	87,4 km/h	87,5 km/h
Lap 1	1:10,526	1:07,524	1:09,504	1:09,105	1:07,205	1:08,914	1:09,150	1:10,221	1:11,692	1:11,212	1:10,767	1:09,698
Lap 2	1:06,350	1:04,306	1:07,004	1:06,046	1:08,811	1:04,665	1:05,613	1:05,558	1:06,054	1:06,199	1:06,444	1:05,289
Lap 3	1:05,165	1:04,762	1:04,361	1:04,959	1:07,755	1:04,563	1:05,253	1:06,582	1:07,450	1:06,747	1:14,524	1:14,890
Lap 4	1:03,322	1:04,366	1:03,918	1:04,888	1:03,940	1:04,398	1:04,930	1:04,131	1:05,688	1:06,587	1:04,123	1:05,323
Lap 5	1:03,913	1:04,851	1:03,358	1:05,231	1:04,271	1:05,235	1:03,539	1:04,967	1:03,982	1:05,400	1:03,331	1:03,718
Lap 6	1:03,003	1:03,712	1:02,875	1:03,075	1:03,323	1:03,657	1:03,262	1:04,710	1:04,744	1:03,882	1:03,062	1:03,490
Lap 7	1:03,178	1:03,372	1:03,387	1:03,224	1:03,137	1:04,735	1:04,111	1:04,220	1:04,257	1:03,709	1:03,145	1:03,348
Lap 8	1:03,366	1:03,248	1:02,883	1:03,677	1:03,149	1:04,845	1:05,478	1:03,857	1:03,504	1:04,068	1:03,745	1:03,216
Lap 9	1:02,963	1:04,994	1:03,675	1:03,306	1:03,718	1:03,909	1:03,761	1:03,173	1:03,070	1:02,987	1:03,214	1:03,002
Lap 10	1:04,219	1:05,751	1:05,938	1:03,965	1:03,163	1:03,664	1:03,086	1:03,314	1:03,340	1:03,611	1:03,220	1:03,314



# RESULTS GRAND FINALS 2016

## SARNO / ITALY, OCT. 15 - 22



### Race 12 Qualifying Heat 4 125 MAX B + D

Strecke / track: 1531

Fahrername Driver	Ibanez Lluc	Gonzalez Alcant Javier	Schwitter Jan	Thompson Alain Delon	Van Berlo Kay	Mc Carthy Jack	Mettetal Thomas	Darder Francisco	Salhi Sofiane	Englert Maximilian	Gamberini Pablo Antonio	
schnellste Runde in Runde	1:02,703 Rn. 8	1:03,404 Rn. 9	1:03,056 Rn. 8	1:03,354 Rn. 9	1:02,911 Rn. 10	1:03,447 Rn. 9	1:03,422 Rn. 9	1:03,665 Rn. 10	1:03,963 Rn. 8			
Speed	87,9 km/h	86,9 km/h	87,4 km/h	87,0 km/h	87,6 km/h	86,9 km/h	86,9 km/h	86,6 km/h	86,2 km/h			
Lap 1	1:09,924	1:11,005	1:07,195	1:09,546	1:09,435	1:09,390	1:09,342	1:10,249	1:10,297			
Lap 2	1:05,812	1:06,086	1:04,832	1:07,534	1:07,365	1:06,727	1:06,647	1:06,469	1:07,607			
Lap 3	1:05,275	1:07,066	1:07,217	1:05,239	1:06,129	1:05,430	1:08,668	1:13,098	1:06,029			
Lap 4	1:04,290	1:05,518	1:04,389	1:03,923	1:04,284	1:04,054	1:05,159	1:04,121	1:06,874			
Lap 5	1:03,467	1:04,459	1:04,360	1:04,059	1:04,138	1:04,072	1:04,969	1:04,453	1:06,259			
Lap 6	1:02,923	1:04,823	1:03,329	1:03,582	1:03,776	1:03,851	1:03,867	1:03,915	1:04,191			
Lap 7	1:04,096	1:04,271	1:03,187	1:03,597	1:03,872	1:03,868	1:03,860	1:04,007	1:04,186			
Lap 8	<u>1:02,703</u>	1:04,436	<u>1:03,056</u>	1:03,405	1:03,542	1:04,445	1:03,670	1:04,013	<u>1:03,963</u>			
Lap 9	1:03,411	<u>1:03,404</u>	1:04,664	<u>1:03,354</u>	1:03,101	<u>1:03,447</u>	<u>1:03,422</u>	1:03,712	1:04,467			
Lap 10	1:05,442	1:04,727	1:06,185	1:03,620	<u>1:02,911</u>	1:04,120	1:04,188	<u>1:03,665</u>	1:03,991			



## Race 12 Qualifying Heat 4 125 MAX B + D

### Beste Rundenzeiten / best lap times

Strecke / track: 1531m

Pos	Race Pos.	Str. Nr.	Fahrer driver	Vorname	NAT	Rundenzeit lap time	in R. in lap	Differenz gap first	Abstand gap	Ø Geschw. Ø speed
1	25	223	Ibanez	Lluc	ESP	1:02,703	8			87,9 km/h
2	10	247	Besler	Berkay	TUR	1:02,853	8	0:00,150	0:00,150	87,7 km/h
3	15	203	White	Josh	GBR	1:02,875	6	0:00,172	0:00,022	87,7 km/h
4	15	203	White	Josh	GBR	1:02,883	8	0:00,180	0:00,008	87,6 km/h
5	29	221	Van Berlo	Kay	NED	1:02,911	10	0:00,208	0:00,028	87,6 km/h
6	25	223	Ibanez	Lluc	ESP	1:02,923	6	0:00,220	0:00,012	87,6 km/h
7	13	235	Brooks	Christian	USA	1:02,963	9	0:00,260	0:00,040	87,5 km/h
8	22	253	Skelton	Josh	GBR	1:02,987	9	0:00,284	0:00,024	87,5 km/h
9	7	232	Sario	Robin	FIN	1:02,991	8	0:00,288	0:00,004	87,5 km/h
10	24	255	Fourquemin	Paul	FRA	1:03,002	9	0:00,299	0:00,011	87,5 km/h
11	13	235	Brooks	Christian	USA	1:03,003	6	0:00,300	0:00,001	87,5 km/h
12	7	232	Sario	Robin	FIN	1:03,021	9	0:00,318	0:00,018	87,5 km/h
13	27	202	Schwitter	Jan	SUI	1:03,056	8	0:00,353	0:00,035	87,4 km/h
14	23	249	Kivi	Kairo	EST	1:03,062	6	0:00,359	0:00,006	87,4 km/h
15	7	232	Sario	Robin	FIN	1:03,064	6	0:00,361	0:00,002	87,4 km/h
16	21	245	Dina	Alexandru Const	ROU	1:03,070	9	0:00,367	0:00,006	87,4 km/h
17	16	260	Runic	Pierre	BIH	1:03,075	6	0:00,372	0:00,005	87,4 km/h
18	9	258	Rosate	Joao	BRA	1:03,079	8	0:00,376	0:00,004	87,4 km/h
19	7	232	Sario	Robin	FIN	1:03,080	7	0:00,377	0:00,001	87,4 km/h
20	19	218	Takano	Yuta	JPN	1:03,086	10	0:00,383	0:00,006	87,4 km/h



### Race 11 Qualifying Heat 3 125 MAX A + C

# NEU - NEW

Strecke / track: 1531m  
 started: 36 classified: 34 not classified: 2

class: 125 MAX  
 excluded: 2

fastest Lap Travnikov, Sergei at: 1:02,733  
 Doc. 41.2

Pos	Str. Nr.	Fahrer Driver	Nation	Entrant	Nation	Runden Laps	Points	Gesamtzeit Differenz	Abstand Gap	beste Runde best Lap	in R. in L.	Ø Geschw. Ø Speed
1	246	Roovers, Noah	BEL	Doems Racing Team	BEL	10	0	10:44,661		1:03,214	9	85,5 km/h 87,2 km/h
2	236	Gonzalez Giarde, Javier	MEX	Roberto Elizondo	MEX	10	2	10:45,254 0:00,593	0:00,593	1:03,173	9	85,4 km/h 87,2 km/h
3	264	Dreyspring, Christopher	GER	VPDR	AUT	10	3	10:46,461 0:01,800	0:01,207	1:03,109	9	85,3 km/h 87,3 km/h
4	233	Travnikov, Sergei	RUS	Andriychuk Vladimir	RUS	10	4	10:47,526 0:02,865	0:01,065	1:02,733	10	85,1 km/h 87,9 km/h
5	230	Gillis, Cody	AUS	International Karting Distribution	AUS	10	5	10:49,063 0:04,402	0:01,537	1:02,795	10	84,9 km/h 87,8 km/h
6	216	Mizuno, Koki	JPN	Eiko Japan	JPN	10	6	10:51,216 0:06,555	0:02,153	1:03,019	9	84,6 km/h 87,5 km/h
7	204	Fife, Joshua	AUS	International Karting Distribution	AUS	10	7	10:51,724 0:07,063	0:00,508	1:03,427	9	84,6 km/h 86,9 km/h
8	238	Fridell, Rasmus	SWE	Radne Motor AB	SWE	10	8	10:54,225 0:09,564	0:02,501	1:03,288	10	84,2 km/h 87,1 km/h
9	210	Szabo, Nikolas	SVK	Kart One Arena Racing Team	SVK	10	9	10:55,584 0:10,923	0:01,359	1:03,843	7	84,1 km/h 86,3 km/h
10	205	Craig, Jake	USA	Maxspeed Group	USA	10	10	10:56,538 0:11,877	0:00,954	1:03,790	9	83,9 km/h 86,4 km/h
11	220	Novak, Mario	AUT	Peter Kalman	AUT	10	11	10:56,900 0:12,239	0:00,362	1:03,943	7	83,9 km/h 86,2 km/h
12	234	Kverkild, Ruben	NOR	Pro-Karting	NOR	10	12	10:58,234 0:13,573	0:01,334	1:03,955	8	83,7 km/h 86,2 km/h
13	266	Kotyk, Felix	AUT	VPDR	AUT	10	13	10:58,688 0:14,027	0:00,454	1:03,611	9	83,7 km/h 86,6 km/h
14	254	Bezel, Petr	CZE	Petr Bezel	CZE	10	14	10:59,049 0:14,388	0:00,361	1:03,757	8	83,6 km/h 86,4 km/h
15	252	Mcconnell, Jack	IRL	Mcconnell Jack	GBR	10	15	10:59,282 0:14,621	0:00,233	1:03,322	7	83,6 km/h 87 km/h
16	240	De Bonis, Ramiro	ARG	Jorge De Bonis	ARG	10	16	11:00,141 0:15,480	0:00,859	1:03,860	6	83,5 km/h 86,3 km/h
17	201	Sjoeberg, Jesper	SWE	Radne Motor AB	SWE	10	17	11:00,433 0:15,772	0:00,292	1:03,472	9	83,5 km/h 86,8 km/h
18	263	Laghi, Filippo	ITA	Laghi Filippo	ITA	10	18	11:01,213 0:16,552	0:00,780	1:03,943	6	83,4 km/h 86,2 km/h
19	250	Rizk, Christophe	LIB	Azimut Automotive Sal	LIB	10	19	11:01,301 0:16,640	0:00,088	1:03,221	8	83,3 km/h 87,2 km/h
20	256	Andreasen, Lasse	DEN	Carsten Andreasen	DEN	10	20	11:03,730 0:19,069	0:02,429	1:03,624	8	83 km/h 86,6 km/h
21	228	Mazzaferro, Gianfranco	CAN	SRA Karting International Inc	CAN	10	21	11:05,258 0:20,597	0:01,528	1:03,688	7	82,8 km/h 86,5 km/h
22	268	Peroni, Giulio	UAE	Al Ain Raceway	UAE	10	22	11:05,536 0:20,875	0:00,278	1:03,596	8	82,8 km/h 86,7 km/h
23	224	Ferro, Diego	PER	Racing Components	COL	10	23	11:07,352 0:22,691	0:01,816	1:03,805	8	82,6 km/h 86,4 km/h
24	241	Welezinski, Wiktor	POL	KMS	POL	10	24	11:08,724 0:24,063	0:01,372	1:04,077	9	82,4 km/h 86 km/h
25	242	Ritter, Kellen	CAN	SRA Karting International Inc	CAN	10	25	11:08,748 0:24,087	0:00,024	1:03,632	8	82,4 km/h 86,6 km/h
26	225	Claman-Demelo, Zachary	CAN	SRA Karting International Inc	CAN	10	26	11:08,829 0:24,168	0:00,081	1:03,274	8	82,4 km/h 87,1 km/h
27	270	Dias, Joshua	RSA	Herder Dias	RSA	10	27	11:10,193 0:25,532	0:01,364	1:04,840	7	82,2 km/h 85 km/h
28	231	Tuominen, Rasmus	FIN	Kohtala Sports	FIN	10	28	11:11,094 0:26,433	0:00,901	1:03,316	7	82,1 km/h 87 km/h
29	211	Pratama, M Ferrel	INA	KRS Motorsports	MAS	10	29	11:15,660 0:30,999	0:04,566	1:03,333	7	81,6 km/h 87 km/h
30	219	Vincze, Adam	HUN	Top-Motorsport Egyesulet	HUN	10	30	11:19,296 0:34,635	0:03,636	1:03,888	10	81,1 km/h 86,3 km/h
31	269	Hayek, Tarek	EGY	Ghibli Raceway Egypt	EGY	10	31	11:27,389 0:42,728	0:08,093	1:04,827	8	80,2 km/h 85 km/h
32	208	Kim, Kang Du	KOR	Pino Kart Racing	KOR	5	32	5:46,728 5 R	5 R	1:05,244	4	79,5 km/h 84,5 km/h
33	243	Donnelly, Gary	IRL	Strawberry Racing	GBR	4	33	4:32,144 6 R	1 R	1:04,528	4	81 km/h 85,4 km/h



**Race 11 Qualifying Heat 3 125 MAX A + C**

**NEU - NEW**

Strecke / track: 1531m  
started: 36 classified: 34 not classified: 2

class: 125 MAX  
excluded: 2

fastest Lap Travnikov, Sergei at: 1:02,733  
Doc. 41.2

Pos	Str. Nr.	Fahrer Driver	Nation	Entrant	Nation	Runden Laps	Points	Gesamtzeit Differenz	Abstand Gap	beste Runde best Lap	in R. in L.	Ø Geschw. Ø Speed
34	259	Matejcek, Jiri	CZE	JM-Kart Klub V ACR	CZE	0	34	1:50,304 10 R	4 R			
	207	Cunha, Joao	BRA	Mach 5 Karting	BRA		38	EXCLUDED				
	229	Drysdale, Dylan	NZL	Drysdale Dylan	NZL		38	EXCLUDED				

StNr. 229 ,207 Exclusion from the meeting

StNr. 269,225,219,211,231,241,224 10 sec penalty Frontfaring

Clerk of the Course: R.Brito/R.Moselli/L.Azevedo/M.Branco Race-Control:T.Lainer Race director:N.Edwards  
Stewards: R.Norbury / M.Guignard / L.Roby / P.Lackman / V.Sousa / N.Giorgione  
Scrutineer: P.Klaassen / E.Salmon / F.Loeur / R.Jaafer / J.M. Ruhani / R.Roberio  
Time Keeping: KART-DATA timing service Franz Schieszler / Martin Summerer

Zeitnahme / timekeeping

control  
*Schieszler*  
Franz Schieszler

gedruckt um / printed at: 16:30:08





# RESULTS GRAND FINALS 2016

## SARNO / ITALY, OCT. 15 - 22



### Race 11 Qualifying Heat 3 125 MAX A + C

Strecke / track: 1531

Fahrername Driver	Roovers Noah	Giarde Javier	Dreyspring Christopher	Travnikov Sergei	Gillis Cody	Mizuno Koki	Fife Joshua	Fridell Rasmus	Szabo Nikolas	Craig Jake	Novak Mario	Kverkild Ruben
schnellste Runde in Runde	1:03,214 Rn. 9	1:03,173 Rn. 9	1:03,109 Rn. 9	1:02,733 Rn. 10	1:02,795 Rn. 10	1:03,019 Rn. 9	1:03,427 Rn. 9	1:03,288 Rn. 10	1:03,843 Rn. 7	1:03,790 Rn. 9	1:03,943 Rn. 7	1:03,955 Rn. 8
Speed	87,2 km/h	87,2 km/h	87,3 km/h	87,9 km/h	87,8 km/h	87,5 km/h	86,9 km/h	87,1 km/h	86,3 km/h	86,4 km/h	86,2 km/h	86,2 km/h
Lap 1	1:07,127	1:07,463	1:07,621	1:09,019	1:08,438	1:09,112	1:07,293	1:09,981	1:09,569	1:11,481	1:07,801	1:09,475
Lap 2	1:05,634	1:05,739	1:06,827	1:06,557	1:07,891	1:08,339	1:07,676	1:05,683	1:07,436	1:05,753	1:09,591	1:06,567
Lap 3	1:04,779	1:04,722	1:04,729	1:04,524	1:04,890	1:05,622	1:05,017	1:06,907	1:05,071	1:05,426	1:04,844	1:05,420
Lap 4	1:04,491	1:04,485	1:04,573	1:04,384	1:04,424	1:04,574	1:04,913	1:04,421	1:04,662	1:04,708	1:04,699	1:05,666
Lap 5	1:03,915	1:03,968	1:04,010	1:04,553	1:05,142	1:03,872	1:04,355	1:04,144	1:05,007	1:04,092	1:04,688	1:04,103
Lap 6	1:04,117	1:04,045	1:04,230	1:03,947	1:04,459	1:03,666	1:05,503	1:03,481	1:04,342	1:04,113	1:04,326	1:04,996
Lap 7	1:03,575	1:03,664	1:03,499	1:03,326	1:03,369	1:03,648	1:04,007	1:05,107	1:03,843	1:04,066	1:03,943	1:04,691
Lap 8	1:03,424	1:03,487	1:03,275	1:03,039	1:03,147	1:03,829	1:03,552	1:04,001	1:04,240	1:03,906	1:04,191	1:03,955
Lap 9	1:03,214	1:03,173	1:03,109	1:02,821	1:02,921	1:03,019	1:03,427	1:03,518	1:04,251	1:03,790	1:03,993	1:05,124
Lap 10	1:03,225	1:03,285	1:03,147	1:02,733	1:02,795	1:03,241	1:03,981	1:03,288	1:06,081	1:04,845	1:07,777	1:04,995



# RESULTS GRAND FINALS 2016

## SARNO / ITALY, OCT. 15 - 22



### Race 11 Qualifying Heat 3 125 MAX A + C

Strecke / track: 1531

Fahrername Driver	Kotyk Felix	Bezel Petr	Mcconnell Jack	De Bonis Ramiro	Sjoeberg Jesper	Laghi Filippo	Rizk Christophe	Andreasen Lasse	Mazzaferro Gianfranco	Peroni Giulio	Ferro Diego	Welezinski Wiktor
schnellste Runde in Runde	1:03,611 Rn. 9	1:03,757 Rn. 8	1:03,322 Rn. 7	1:03,860 Rn. 6	1:03,472 Rn. 9	1:03,943 Rn. 6	1:03,221 Rn. 8	1:03,624 Rn. 8	1:03,688 Rn. 7	1:03,596 Rn. 8	1:03,805 Rn. 8	1:04,077 Rn. 9
Speed	86,6 km/h	86,4 km/h	87,0 km/h	86,3 km/h	86,8 km/h	86,2 km/h	87,2 km/h	86,6 km/h	86,5 km/h	86,7 km/h	86,4 km/h	86,0 km/h
Lap 1	1:14,750	1:13,233	1:12,425	1:08,554	1:10,506	1:10,355	1:13,059	1:09,084	1:11,519	1:11,555	1:08,408	1:08,618
Lap 2	1:05,537	1:08,852	1:06,116	1:08,429	1:06,599	1:06,972	1:05,451	1:07,734	1:06,558	1:06,636	1:06,926	1:06,978
Lap 3	1:06,171	1:06,023	1:06,105	1:05,518	1:06,633	1:05,341	1:06,056	1:11,446	1:06,900	1:07,543	1:05,541	1:04,842
Lap 4	1:04,880	1:04,755	1:04,753	1:05,517	1:05,088	1:07,140	1:05,166	1:05,073	1:04,996	1:04,856	1:06,742	1:04,914
Lap 5	1:05,159	1:04,534	1:04,578	1:04,471	1:06,721	1:04,824	1:06,843	1:04,395	1:05,285	1:04,618	1:04,147	1:05,223
Lap 6	1:03,958	1:03,990	1:03,907	1:03,860	1:04,376	1:03,943	1:04,441	1:04,173	1:04,123	1:04,499	1:04,509	1:05,126
Lap 7	1:03,915	1:03,777	1:03,322	1:05,067	1:03,877	1:04,177	1:03,461	1:03,794	1:03,688	1:04,329	1:05,772	1:06,292
Lap 8	1:04,191	1:03,757	1:04,260	1:04,094	1:04,179	1:04,613	1:03,221	1:03,624	1:04,075	1:03,596	1:03,805	1:04,900
Lap 9	1:03,611	1:03,769	1:03,632	1:05,919	1:03,472	1:07,946	1:04,580	1:08,632	1:03,906	1:09,791	1:03,949	1:04,077
Lap 10	1:04,909	1:04,869	1:05,628	1:06,889	1:05,805	1:04,151	1:04,168	1:03,690	1:11,865	1:04,033	1:05,784	1:06,070



# RESULTS GRAND FINALS 2016

## SARNO / ITALY, OCT. 15 - 22



### Race 11 Qualifying Heat 3 125 MAX A + C

Strecke / track: 1531

Fahrername Driver	Ritter Kellen	Demelo Zachary	Dias Joshua	Tuominen Rasmus	Pratama M Ferrel	Vincze Adam	Hayek Tarek	Kim Kang Du	Donnelly Gary	Matejcek Jiri	Cunha Joao	Drysdale Dylan
schnellste Runde in Runde	1:03,632 Rn. 8	1:03,274 Rn. 8	1:04,840 Rn. 7	1:03,316 Rn. 7	1:03,333 Rn. 7	1:03,888 Rn. 10	1:04,827 Rn. 8	1:05,244 Rn. 4	1:04,528 Rn. 4			
Speed	86,6 km/h	87,1 km/h	85,0 km/h	87,0 km/h	87,0 km/h	86,3 km/h	85,0 km/h	84,5 km/h	85,4 km/h			
Lap 1	1:12,793	1:18,198	1:13,925	1:11,165	1:21,199	1:20,043	1:15,255	1:11,093	1:10,504			
Lap 2	1:05,885	1:05,638	1:06,387	1:05,991	1:05,498	1:05,840	1:08,240	1:06,429	1:07,672			
Lap 3	1:05,612	1:04,950	1:06,659	1:08,333	1:05,783	1:06,132	1:06,972	1:06,680	1:05,475			
Lap 4	1:04,467	1:04,094	1:05,786	1:04,199	1:04,372	1:05,926	1:06,938	1:05,244	1:04,528			
Lap 5	1:06,663	1:03,882	1:05,552	1:05,249	1:07,051	1:06,677	1:07,235	1:14,866				
Lap 6	1:04,114	1:04,023	1:04,855	1:03,836	1:04,028	1:04,849	1:05,728					
Lap 7	1:04,722	1:03,735	1:04,840	1:03,316	1:03,333	1:04,306	1:05,858					
Lap 8	1:03,632	1:03,274	1:05,051	1:03,795	1:03,904	1:03,996	1:04,827					
Lap 9	1:13,079	1:03,411	1:06,319	1:04,221	1:03,629	1:04,726	1:05,946					
Lap 10	1:04,093	1:04,897	1:05,637	1:07,591	1:03,981	1:03,888	1:04,994					



## Race 11 Qualifying Heat 3 125 MAX A + C

### Beste Rundenzeiten / best lap times

Strecke / track: 1531m

Pos	Race Pos.	Str. Nr.	Fahrer driver	Vorname	NAT	Rundenzeit lap time	in R. in lap	Differenz gap first	Abstand gap	Ø Geschw. Ø speed
1	4	233	Travnikov	Sergei	RUS	1:02,733	10			87,9 km/h
2	5	230	Gillis	Cody	AUS	1:02,795	10	0:00,062	0:00,062	87,8 km/h
3	4	233	Travnikov	Sergei	RUS	1:02,821	9	0:00,088	0:00,026	87,7 km/h
4	5	230	Gillis	Cody	AUS	1:02,921	9	0:00,188	0:00,100	87,6 km/h
5	6	216	Mizuno	Koki	JPN	1:03,019	9	0:00,286	0:00,098	87,5 km/h
6	4	233	Travnikov	Sergei	RUS	1:03,039	8	0:00,306	0:00,020	87,4 km/h
7	3	264	Dreyspring	Christopher	GER	1:03,109	9	0:00,376	0:00,070	87,3 km/h
8	3	264	Dreyspring	Christopher	GER	1:03,147	10	0:00,414	0:00,038	87,3 km/h
9	5	230	Gillis	Cody	AUS	1:03,147	8	0:00,414	0:00,000	87,3 km/h
10	2	236	Gonzalez Giarde	Javier	MEX	1:03,173	9	0:00,440	0:00,026	87,2 km/h
11	1	246	Roovers	Noah	BEL	1:03,214	9	0:00,481	0:00,041	87,2 km/h
12	19	250	Rizk	Christophe	LIB	1:03,221	8	0:00,488	0:00,007	87,2 km/h
13	1	246	Roovers	Noah	BEL	1:03,225	10	0:00,492	0:00,004	87,2 km/h
14	6	216	Mizuno	Koki	JPN	1:03,241	10	0:00,508	0:00,016	87,2 km/h
15	26	225	Claman-Demelo	Zachary	CAN	1:03,274	8	0:00,541	0:00,033	87,1 km/h
16	3	264	Dreyspring	Christopher	GER	1:03,275	8	0:00,542	0:00,001	87,1 km/h
17	2	236	Gonzalez Giarde	Javier	MEX	1:03,285	10	0:00,552	0:00,010	87,1 km/h
18	8	238	Fridell	Rasmus	SWE	1:03,288	10	0:00,555	0:00,003	87,1 km/h
19	28	231	Tuominen	Rasmus	FIN	1:03,316	7	0:00,583	0:00,028	87,0 km/h
20	35	207	Cunha	Joao	BRA	1:03,317	7	0:00,584	0:00,001	87,0 km/h

### Warm-Up 125 MAX even

Strecke / track: 1531m

started: 36 classified: 36 not classified: 0

Doc. 32

Pos	Str. Nr.	Fahrer Driver	Nation	Entrant	Nation	Runden Laps	Gesamtzeit Differenz	Abstand Gap	beste Runde best Lap	in R. in L.	o Geschw. Speed
1	260	Runic, Pierre	BH	Sportstil Akk	SLO	5			1:21,219	4	67,9 km/h
2	210	Szabo, Nikolas	SVK	Kart One Arena Racing Team	SVK	5	0:00,076	0:00,076	1:21,295	5	67,8 km/h
3	272	Warge, Felix	BEL	Icepole Racing Team	BEL	5	0:00,604	0:00,528	1:21,823	5	67,4 km/h
4	218	Takano, Yuta	JPN	Eiko Japan	JPN	6	0:00,628	0:00,024	1:21,847	6	67,3 km/h
5	214	Schoell, Nicolas	AUT	Strawberry Racing	GBR	5	0:01,235	0:00,607	1:22,454	2	66,8 km/h
6	256	Andreasen, Lasse	DEN	Carsten Andreasen	DEN	5	0:01,473	0:00,238	1:22,692	4	66,7 km/h
7	254	Bezel, Petr	CZE	Petr Bezel	CZE	5	0:01,544	0:00,071	1:22,763	5	66,6 km/h
8	236	Gonzalez Giarde, Javier	MEX	Roberto Elizondo	MEX	3	0:01,549	0:00,005	1:22,768	3	66,6 km/h
9	226	Di Leo, Marco	CAN	SRA Karting International Inc	CAN	5	0:01,600	0:00,051	1:22,819	5	66,5 km/h
10	216	Mizuno, Koki	JPN	Eiko Japan	JPN	3	0:01,628	0:00,028	1:22,847	3	66,5 km/h
11	248	Saganas, Christos	GRE	Saganas Team	GRE	5	0:01,963	0:00,335	1:23,182	4	66,3 km/h
12	244	Van Parijs, Glenn	BEL	Van Parijs Glenn	BEL	5	0:01,972	0:00,009	1:23,191	4	66,3 km/h
13	246	Roovers, Noah	BEL	Daems Racing Team	BEL	5	0:01,977	0:00,005	1:23,196	4	66,2 km/h
14	264	Dreyspring, Christopher	GER	VPDR	AUT	5	0:02,088	0:00,111	1:23,307	5	66,2 km/h
15	206	Mavlanov, Denis	RUS	Andriychuk Vladimir	RUS	5	0:02,246	0:00,158	1:23,465	3	66,0 km/h
16	224	Ferro, Diego	PER	Racing Components	COL	5	0:02,429	0:00,183	1:23,648	5	65,9 km/h
17	234	Kverkild, Ruben	NOR	Pro-Karting	NOR	6	0:02,596	0:00,167	1:23,815	5	65,8 km/h
18	232	Sario, Robin	FIN	Kohtala Sports	FIN	5	0:02,820	0:00,224	1:24,039	5	65,6 km/h
19	220	Novak, Mario	AUT	Peter Kalman	AUT	5	0:02,838	0:00,018	1:24,057	3	65,6 km/h
20	202	Schwiter, Jan	SUI	Kart-Club Oerlikon	SUI	6	0:02,883	0:00,045	1:24,102	5	65,5 km/h
21	242	Ritter, Kellen	CAN	SRA Karting International Inc	CAN	5	0:02,928	0:00,045	1:24,147	2	65,5 km/h
22	252	Mconnell, Jack	IRL	Mconnell Jack	GBR	6	0:03,035	0:00,107	1:24,254	6	65,4 km/h
23	266	Kotyk, Felix	AUT	VPDR	AUT	4	0:03,066	0:00,031	1:24,285	3	65,4 km/h
24	230	Gillis, Cody	AUS	International Karting Distribution	AUS	6	0:03,641	0:00,575	1:24,860	4	64,9 km/h
25	238	Fridell, Rasmus	SWE	Radne Motor AB	SWE	3	0:03,826	0:00,185	1:25,045	3	64,8 km/h
26	222	Renaudin, Adrien	FRA	Patrice Renaudin	FRA	3	0:04,291	0:00,465	1:25,510	3	64,5 km/h
27	262	Darder, Francisco	ARG	Darder Francisco	ARG	6	0:04,562	0:00,271	1:25,781	6	64,3 km/h
28	270	Dias, Joshua	RSA	Herder Dias	RSA	4	0:05,049	0:00,487	1:26,268	4	63,9 km/h
29	268	Peroni, Giulio	UAE	Al Ain Raceway	UAE	5	0:05,198	0:00,149	1:26,417	3	63,8 km/h
30	258	Rosate, Joao	BRA	Mach 5 Karting	BRA	6	0:05,281	0:00,083	1:26,500	3	63,7 km/h
31	208	Kim, Kang Du	KOR	Pino Kart Racing	KOR	3	0:05,497	0:00,216	1:26,716	3	63,6 km/h
32	204	Fife, Joshua	AUS	International Karting Distribution	AUS	5	0:05,772	0:00,275	1:26,991	5	63,4 km/h
33	240	De Bonis, Ramiro	ARG	Jorge De Bonis	ARG	4	0:06,057	0:00,285	1:27,276	2	63,2 km/h
34	212	Salhi, Sofiane	ALG	Salhi Sofiane	ALG	2	0:06,303	0:00,246	1:27,522	2	63,0 km/h
35	228	Mazzaferro, Gianfranco	CAN	SRA Karting International Inc	CAN	4	0:06,793	0:00,490	1:28,012	1	62,6 km/h
36	250	Rizk, Christophe	LIB	Azimuth Automotive Sal	LIB	4	0:06,966	0:00,173	1:28,185	4	62,5 km/h

Clerk of the Course: R.Brito/R.Moselli/L.Azevedo/M.Branco Race-Control:T.Lainer Race director:N.Edwards

Stewards: R.Norbury / M.Guignard / L.Roby / P.Lackman / V.Sousa / N.Giorgione

Scrutineer: P.Klaassen / E.Salmon / F.Loer / R.Jafer / J.M. Ruhani / R.Roberio

Time Keeping: KART-DATA timing service Franz Schiesler / Martin Summerer



# RESULTS GRAND FINALS 2016

## SARNO / ITALY, OCT. 15 - 22



### Warm-Up 125 MAX even

Strecke / track: 1531    started: 36    classified: 36    not classified: 0

Fahrername Driver	Runic Pierre	Szabo Nikolas	Warge Felix	Takano Yuta	Schoell Nicolas	Andreasen Lasse	Bezel Petr	Giarde Javier	Di Leo Marco	Mizuno Koki	Saganas Christos	Van Parijs Glenn
schnellste Runde in Runde	1:21,219 Rn. 4	1:21,295 Rn. 5	1:21,823 Rn. 5	1:21,847 Rn. 6	1:22,454 Rn. 2	1:22,692 Rn. 4	1:22,763 Rn. 5	1:22,768 Rn. 3	1:22,819 Rn. 5	1:22,847 Rn. 3	1:23,182 Rn. 4	1:23,191 Rn. 4
Speed	67,9 km/h	67,8 km/h	67,4 km/h	67,3 km/h	66,8 km/h	66,7 km/h	66,6 km/h	66,6 km/h	66,5 km/h	66,5 km/h	66,3 km/h	66,3 km/h
Lap 1	1:24,154	1:24,085	1:30,040	1:33,845	1:24,721	1:25,803	1:28,213	1:23,208	1:29,764	1:23,555	1:30,207	1:24,797
Lap 2	1:22,356	1:26,407	1:23,325	1:24,818	<u>1:22,454</u>	1:26,428	1:24,537	1:23,213	1:23,275	1:25,271	1:26,471	1:23,633
Lap 3	1:22,570	1:22,316	1:22,835	1:23,440	1:25,987	1:24,353	1:23,964	<u>1:22,768</u>	1:23,096	<u>1:22,847</u>	1:23,403	1:24,933
Lap 4	<u>1:21,219</u>	1:21,479	1:23,627	1:24,039	1:22,820	<u>1:22,692</u>	1:23,163		1:23,046		<u>1:23,182</u>	<u>1:23,191</u>
Lap 5	1:21,338	<u>1:21,295</u>	<u>1:21,823</u>	1:22,536	1:24,546	1:22,772	<u>1:22,763</u>		<u>1:22,819</u>		1:29,506	1:23,304
Lap 6				<u>1:21,847</u>								



# RESULTS GRAND FINALS 2016

## SARNO / ITALY, OCT. 15 - 22



### Warm-Up 125 MAX even

Strecke / track: 1531    started: 36    classified: 36    not classified: 0

Fahrername Driver	Roovers Noah	Dreyspring Christopher	Mavlanov Denis	Ferro Diego	Kverkild Ruben	Sario Robin	Novak Mario	Schwiter Jan	Ritter Kellen	Mcconnell Jack	Kotyk Felix	Gillis Cody
schnellste Runde in Runde	1:23,196 Rn. 4	1:23,307 Rn. 5	1:23,465 Rn. 3	1:23,648 Rn. 5	1:23,815 Rn. 5	1:24,039 Rn. 5	1:24,057 Rn. 3	1:24,102 Rn. 5	1:24,147 Rn. 2	1:24,254 Rn. 6	1:24,285 Rn. 3	1:24,860 Rn. 4
Speed	66,2 km/h	66,2 km/h	66,0 km/h	65,9 km/h	65,8 km/h	65,6 km/h	65,6 km/h	65,5 km/h	65,5 km/h	65,4 km/h	65,4 km/h	64,9 km/h
Lap 1	1:26,090	1:34,968	1:26,123	1:26,119	1:34,683	1:30,568	1:25,407	1:37,638	1:39,836	1:37,533	1:25,369	1:35,711
Lap 2	1:24,127	1:23,805	1:24,765	1:25,403	1:25,506	1:26,436	1:28,424	1:32,861	<u>1:24,147</u>	1:26,469	1:32,546	1:26,368
Lap 3	1:24,349	1:23,540	<u>1:23,465</u>	1:23,981	1:24,639	1:24,707	<u>1:24,057</u>	1:25,558	1:24,886	1:25,629	<u>1:24,285</u>	1:37,650
Lap 4	<u>1:23,196</u>	1:23,725	1:24,314	1:25,159	1:29,113	1:24,195	1:30,638	1:24,975	1:24,747	1:27,247	1:30,779	<u>1:24,860</u>
Lap 5	1:23,355	<u>1:23,307</u>	1:24,073	<u>1:23,648</u>	<u>1:23,815</u>	<u>1:24,039</u>	1:33,638	<u>1:24,102</u>	1:24,663	1:24,349		1:25,435
Lap 6					1:25,522			1:24,491	<u>1:24,254</u>			1:25,897



# RESULTS GRAND FINALS 2016

## SARNO / ITALY, OCT. 15 - 22



### Warm-Up 125 MAX even

Strecke / track: 1531 started: 36 classified: 36 not classified: 0

Fahrername Driver	Fridell Rasmus	Renaudin Adrien	Darder Francisco	Dias Joshua	Peroni Giulio	Rosate Joao	Kim Kang Du	Fife Joshua	De Bonis Ramiro	Salhi Sofiane	Mazzaferro Gianfranco	Rizk Christophe
schnellste Runde in Runde	1:25,045 Rn. 3	1:25,510 Rn. 3	1:25,781 Rn. 6	1:26,268 Rn. 4	1:26,417 Rn. 3	1:26,500 Rn. 3	1:26,716 Rn. 3	1:26,991 Rn. 5	1:27,276 Rn. 2	1:27,522 Rn. 2	1:28,012 Rn. 1	1:28,185 Rn. 4
Speed	64,8 km/h	64,5 km/h	64,3 km/h	63,9 km/h	63,8 km/h	63,7 km/h	63,6 km/h	63,4 km/h	63,2 km/h	63,0 km/h	62,6 km/h	62,5 km/h
Lap 1	1:26,674	1:29,350	1:41,279	1:28,397	1:27,604	1:37,120	1:28,836	1:32,250	1:30,386	1:36,316	<u>1:28,012</u>	1:43,938
Lap 2	1:25,866	1:26,480	1:27,275	1:38,012	1:27,034	1:32,404	1:33,469	1:30,912	<u>1:27,276</u>	<u>1:27,522</u>	1:33,880	1:28,321
Lap 3	<u>1:25,045</u>	<u>1:25,510</u>	1:28,351	1:33,406	<u>1:26,417</u>	<u>1:26,500</u>	<u>1:26,716</u>	1:27,963	2:17,836		1:28,101	1:28,677
Lap 4			1:27,021	<u>1:26,268</u>	1:26,602	1:26,652		1:27,137	1:32,770		1:29,012	<u>1:28,185</u>
Lap 5			1:25,935		1:26,882	1:26,825		<u>1:26,991</u>				
Lap 6			<u>1:25,781</u>			1:28,153						





## Warm-Up 125 MAX even

### Beste Rundenzeiten / best laptimes

Strecke / track: 1531m

Pos	Race Pos.	Str. Nr.	Fahrer driver	Vorname	NAT	Rundenzeit lap time	in R. in lap	Differenz gap first	Abstand gap	Ø Geschw. Ø speed
1	1	260	Runic	Pierre	BIH	1:21,219	4			67,9 km/h
2	2	210	Szabo	Nikolas	SVK	1:21,295	5	0:00,076	0:00,076	67,8 km/h
3	1	260	Runic	Pierre	BIH	1:21,338	5	0:00,119	0:00,043	67,8 km/h
4	2	210	Szabo	Nikolas	SVK	1:21,479	4	0:00,260	0:00,141	67,6 km/h
5	3	272	Warge	Felix	BEL	1:21,823	5	0:00,604	0:00,344	67,4 km/h
6	4	218	Takano	Yuta	JPN	1:21,847	6	0:00,628	0:00,024	67,3 km/h
7	2	210	Szabo	Nikolas	SVK	1:22,316	3	0:01,097	0:00,469	67,0 km/h
8	1	260	Runic	Pierre	BIH	1:22,356	2	0:01,137	0:00,040	66,9 km/h
9	5	214	Schoell	Nicolas	AUT	1:22,454	2	0:01,235	0:00,098	66,8 km/h
10	4	218	Takano	Yuta	JPN	1:22,536	5	0:01,317	0:00,082	66,8 km/h
11	1	260	Runic	Pierre	BIH	1:22,570	3	0:01,351	0:00,034	66,8 km/h
12	6	256	Andreasen	Lasse	DEN	1:22,692	4	0:01,473	0:00,122	66,7 km/h
13	7	254	Bezel	Petr	CZE	1:22,763	5	0:01,544	0:00,071	66,6 km/h
14	8	236	Gonzalez Giarde	Javier	MEX	1:22,768	3	0:01,549	0:00,005	66,6 km/h
15	6	256	Andreasen	Lasse	DEN	1:22,772	5	0:01,553	0:00,004	66,6 km/h
16	9	226	Di Leo	Marco	CAN	1:22,819	5	0:01,600	0:00,047	66,5 km/h
17	5	214	Schoell	Nicolas	AUT	1:22,820	4	0:01,601	0:00,001	66,5 km/h
18	3	272	Warge	Felix	BEL	1:22,835	3	0:01,616	0:00,015	66,5 km/h
19	10	216	Mizuno	Koki	JPN	1:22,847	3	0:01,628	0:00,012	66,5 km/h
20	9	226	Di Leo	Marco	CAN	1:23,046	4	0:01,827	0:00,199	66,4 km/h

### Warm-Up 125 MAX odd

Strecke / track: 1531m

started: 35 classified: 35 not classified: 0

Doc. 31

Pos	Str. Nr.	Fahrer Driver	Nation	Entrant	Nation	Runden Laps	Gesamtzeit Differenz	Abstand Gap	beste Runde best Lap	in R. in L.	o Geschw. o Speed
1	251	McCarthy, Jack	GBR	Strawberry Racing	GBR	5			1:21,680	4	67,5 km/h
2	263	Laghi, Filippo	ITA	Laghi Filippo	ITA	5	0:00,354	0:00,354	1:22,034	5	67,2 km/h
3	271	Trombelli, Alessandro	ITA	KR Sport	ITA	4	0:00,571	0:00,217	1:22,251	3	67,0 km/h
4	239	Mettetal, Thomas	FRA	Mettetal Thomas	FRA	5	0:00,572	0:00,001	1:22,252	4	67,0 km/h
5	221	Van Berlo, Kay	NED	Hugo Motorsports	NED	4	0:00,850	0:00,278	1:22,530	3	66,8 km/h
6	261	Borlido, Bruno	POR	Borlido Bruno	POR	6	0:00,861	0:00,011	1:22,541	5	66,8 km/h
7	243	Donnelly, Gary	IRL	Strawberry Racing	GBR	5	0:00,980	0:00,119	1:22,660	4	66,7 km/h
8	267	Pook, Pasqual	UAE	Al Ain Raceway	UAE	5	0:01,377	0:00,397	1:23,057	4	66,4 km/h
9	231	Tuominen, Rasmus	FIN	Kohtala Sports	FIN	5	0:01,479	0:00,102	1:23,159	5	66,3 km/h
10	207	Cunha, Joao	BRA	Mach 5 Karting	BRA	4	0:01,529	0:00,050	1:23,209	4	66,2 km/h
11	255	Fourquemin, Paul	FRA	Fourquemin Paul	FRA	5	0:01,655	0:00,126	1:23,335	4	66,1 km/h
12	247	Besler, Berkay	TUR	Besler Mehmet	TUR	5	0:01,696	0:00,041	1:23,376	3	66,1 km/h
13	223	Ibanez, Lluç	ESP	Binakart	ESP	5	0:01,833	0:00,137	1:23,513	5	66,0 km/h
14	233	Travnikov, Sergei	RUS	Andriychuk Vladimir	RUS	5	0:01,905	0:00,072	1:23,585	5	65,9 km/h
15	241	Welezinski, Wiktor	POL	KMS	POL	4	0:02,100	0:00,195	1:23,780	4	65,8 km/h
16	227	Mccaughan, Coltin	CAN	SRA Karting International Inc	CAN	4	0:02,195	0:00,095	1:23,875	2	65,7 km/h
17	225	Claman-Demelo, Zachary	CAN	SRA Karting International Inc	CAN	5	0:02,454	0:00,259	1:24,134	5	65,5 km/h
18	245	Dina, Alexandru Const	ROU	Road Runner Racing Team	ROU	3	0:02,535	0:00,081	1:24,215	3	65,4 km/h
19	201	Sjoeborg, Jesper	SWE	Radne Motor AB	SWE	5	0:02,786	0:00,251	1:24,466	4	65,3 km/h
20	203	White, Josh	GBR	Coles Racing	GBR	5	0:02,926	0:00,140	1:24,606	4	65,1 km/h
21	219	Vincze, Adam	HUN	Top-Motorsport Egyesulet	HUN	5	0:03,014	0:00,088	1:24,694	5	65,1 km/h
22	229	Drysdale, Dylan	NZL	Drysdale Dylan	NZL	2	0:03,290	0:00,276	1:24,970	2	64,9 km/h
23	253	Skelton, Josh	GBR	Coles Racing	GBR	4	0:03,314	0:00,024	1:24,994	4	64,8 km/h
24	209	Thompson, Alain Delon	RSA	Alan Thompson	RSA	5	0:03,991	0:00,677	1:25,671	5	64,3 km/h
25	213	Christian, Silvano	INA	KRS Motorsports	MAS	3	0:04,031	0:00,040	1:25,711	3	64,3 km/h
26	249	Kivi, Kairo	EST	TGT Racing	EST	5	0:04,276	0:00,245	1:25,956	3	64,1 km/h
27	205	Craig, Jake	USA	Maxspeed Group	USA	4	0:04,856	0:00,580	1:26,536	4	63,7 km/h
28	259	Matejcek, Jiri	CZE	JM-Kart Klub V ACR	CZE	5	0:05,261	0:00,405	1:26,941	3	63,4 km/h
29	211	Pratama, M Ferrel	INA	KRS Motorsports	MAS	5	0:05,304	0:00,043	1:26,984	5	63,4 km/h
30	265	Tancredi, Rocco	ITA	Salvatore Tancredi	ITA	4	0:05,686	0:00,382	1:27,366	4	63,1 km/h
31	215	Gamberini, Pablo Antonio	CHI	Sodi Kart Italia SKR	ITA	4	0:06,058	0:00,372	1:27,738	3	62,8 km/h
32	235	Brooks, Christian	USA	Maxspeed Group	USA	3	0:06,259	0:00,201	1:27,939	2	62,7 km/h
33	237	Gonzalez Alcant, Javier	MEX	Roberto Elizondo	MEX	3	0:06,631	0:00,372	1:28,311	3	62,4 km/h
34	269	Hayek, Tarek	EGY	Ghibli Raceway Egypt	EGY	4	0:06,860	0:00,229	1:28,540	4	62,2 km/h
35	217	Englert, Maximilian	PAR	Mach 5 Karting	BRA	4	0:09,873	0:03,013	1:31,553	2	60,2 km/h

Clerk of the Course: R.Brito/R.Moselli/L.Azevedo/M.Branco Race-Control:T.Lainer Race director:N.Edwards

Stewards: R.Norbury / M.Guignard / L.Roby / P.Lackman / V.Sousa / N.Giorgione

Scrutineer: P.Klaassen / E.Salmon / F.Loer / R.Jafer / J.M. Ruhani / R.Roberio

Time Keeping: KART-DATA timing service Franz Schieszler / Martin Summerer



# RESULTS GRAND FINALS 2016

## SARNO / ITALY, OCT. 15 - 22



### Warm-Up 125 MAX odd

Strecke / track: 1531    started: 35    classified: 35    not classified: 0

Fahrername Driver	Mc Carthy Jack	Laghi Filippo	Trombelli Alessandro	Mettetal Thomas	Van Berlo Kay	Borlido Bruno	Donnelly Gary	Pook Pasqual	Tuominen Rasmus	Cunha Joao	Fourquemin Paul	Besler Berkay
schnellste Runde in Runde	1:21,680 Rn. 4	1:22,034 Rn. 5	1:22,251 Rn. 3	1:22,252 Rn. 4	1:22,530 Rn. 3	1:22,541 Rn. 5	1:22,660 Rn. 4	1:23,057 Rn. 4	1:23,159 Rn. 5	1:23,209 Rn. 4	1:23,335 Rn. 4	1:23,376 Rn. 3
Speed	67,5 km/h	67,2 km/h	67,0 km/h	67,0 km/h	66,8 km/h	66,8 km/h	66,7 km/h	66,4 km/h	66,3 km/h	66,2 km/h	66,1 km/h	66,1 km/h
Lap 1	1:23,352	1:25,842	1:24,597	1:25,896	1:24,382	1:33,443	1:23,318	1:26,026	1:27,844	1:25,397	1:25,063	1:24,832
Lap 2	1:22,114	1:24,511	1:22,621	1:23,482	1:22,939	1:23,309	1:23,113	1:25,084	1:24,089	1:31,941	1:24,038	1:24,233
Lap 3	1:22,903	1:23,639	<u>1:22,251</u>	1:24,220	<u>1:22,530</u>	1:26,092	1:29,635	1:23,577	1:23,889	1:23,711	1:23,657	<u>1:23,376</u>
Lap 4	<u>1:21,680</u>	1:23,865	1:22,871	<u>1:22,252</u>	1:22,627	1:23,762	<u>1:22,660</u>	<u>1:23,057</u>	1:23,369	<u>1:23,209</u>	<u>1:23,335</u>	1:23,406
Lap 5	1:21,751	<u>1:22,034</u>		1:22,580		<u>1:22,541</u>	1:23,090	1:24,474	<u>1:23,159</u>		1:24,286	1:31,204
Lap 6						1:22,564						



# RESULTS GRAND FINALS 2016

## SARNO / ITALY, OCT. 15 - 22



### Warm-Up 125 MAX odd

Strecke / track: 1531    started: 35    classified: 35    not classified: 0

Fahrername Driver	Ibanez Lluc	Travnikov Sergei	Welezinski Wiktor	Mccaughan Coltin	Demelo Zachary	Dina Alexandru Const	Sjoeberg Jesper	White Josh	Vincze Adam	Drysdale Dylan	Skelton Josh	Thompson Alain Delon
schnellste Runde in Runde	1:23,513 Rn. 5	1:23,585 Rn. 5	1:23,780 Rn. 4	1:23,875 Rn. 2	1:24,134 Rn. 5	1:24,215 Rn. 3	1:24,466 Rn. 4	1:24,606 Rn. 4	1:24,694 Rn. 5	1:24,970 Rn. 2	1:24,994 Rn. 4	1:25,671 Rn. 5
Speed	66,0 km/h	65,9 km/h	65,8 km/h	65,7 km/h	65,5 km/h	65,4 km/h	65,3 km/h	65,1 km/h	65,1 km/h	64,9 km/h	64,8 km/h	64,3 km/h
Lap 1	1:24,035	1:26,414	1:24,415	1:25,409	1:33,694	1:25,639	1:26,366	1:25,886	1:28,011	1:25,524	1:37,879	1:29,248
Lap 2	1:24,875	1:31,562	1:24,159	<u>1:23,875</u>	1:25,276	1:33,923	1:25,611	1:24,795	1:26,466	<u>1:24,970</u>	1:26,301	1:28,179
Lap 3	1:23,604	1:29,705	1:23,898	1:24,884	1:24,582	<u>1:24,215</u>	1:24,803	1:24,820	1:25,939		1:25,803	1:26,075
Lap 4	1:23,794	1:26,905	<u>1:23,780</u>	1:25,123	1:24,308		<u>1:24,466</u>	<u>1:24,606</u>	1:26,733		<u>1:24,994</u>	1:26,624
Lap 5	<u>1:23,513</u>	<u>1:23,585</u>			<u>1:24,134</u>		1:25,215	1:24,744	<u>1:24,694</u>			<u>1:25,671</u>
Lap 6												



# RESULTS GRAND FINALS 2016

## SARNO / ITALY, OCT. 15 - 22



### Warm-Up 125 MAX odd

Strecke / track: 1531 started: 35 classified: 35 not classified: 0

Fahrername Driver	Christian Silvano	Kivi Kairo	Craig Jake	Matejcek Jiri	Pratama M Ferrel	Tancredi Rocco	Gamberini Pablo Antonio	Brooks Christian	Gonzalez Alcant Javier	Hayek Tarek	Englert Maximilian	
schnellste Runde in Runde	1:25,711 Rn. 3	1:25,956 Rn. 3	1:26,536 Rn. 4	1:26,941 Rn. 3	1:26,984 Rn. 5	1:27,366 Rn. 4	1:27,738 Rn. 3	1:27,939 Rn. 2	1:28,311 Rn. 3	1:28,540 Rn. 4	1:31,553 Rn. 2	
Speed	64,3 km/h	64,1 km/h	63,7 km/h	63,4 km/h	63,4 km/h	63,1 km/h	62,8 km/h	62,7 km/h	62,4 km/h	62,2 km/h	60,2 km/h	
Lap 1	1:31,387	1:27,090	1:27,744	1:28,866	1:28,243	1:29,168	1:35,158	1:38,456	1:43,745	1:38,027	1:47,916	
Lap 2	1:27,064	1:28,566	1:31,548	1:28,370	1:27,717	1:28,333	1:27,988	<u>1:27,939</u>	1:45,536	1:31,396	<u>1:31,553</u>	
Lap 3	<u>1:25,711</u>	<u>1:25,956</u>	1:26,920	<u>1:26,941</u>	1:28,227	1:27,897	<u>1:27,738</u>	1:28,916	<u>1:28,311</u>	1:28,960	2:04,643	
Lap 4		1:30,998	<u>1:26,536</u>	1:28,169	1:27,526	<u>1:27,366</u>	1:34,311			<u>1:28,540</u>	1:37,586	
Lap 5		1:26,303		1:27,748	<u>1:26,984</u>							
Lap 6												



## Warm-Up 125 MAX odd

### Beste Rundenzeiten / best laptimes

Strecke / track: 1531m

Pos	Race Pos.	Str. Nr.	Fahrer driver	Vorname	NAT	Rundenzeit lap time	in R. in lap	Differenz gap first	Abstand gap	Ø Geschw. Ø speed
1	1	251	Mc Carthy	Jack	GBR	1:21,680	4			67,5 km/h
2	1	251	Mc Carthy	Jack	GBR	1:21,751	5	0:00,071	0:00,071	67,4 km/h
3	2	263	Laghi	Filippo	ITA	1:22,034	5	0:00,354	0:00,283	67,2 km/h
4	1	251	Mc Carthy	Jack	GBR	1:22,114	2	0:00,434	0:00,080	67,1 km/h
5	3	271	Trombelli	Alessandro	ITA	1:22,251	3	0:00,571	0:00,137	67,0 km/h
6	4	239	Mettetal	Thomas	FRA	1:22,252	4	0:00,572	0:00,001	67,0 km/h
7	5	221	Van Berlo	Kay	NED	1:22,530	3	0:00,850	0:00,278	66,8 km/h
8	6	261	Borlido	Bruno	POR	1:22,541	5	0:00,861	0:00,011	66,8 km/h
9	6	261	Borlido	Bruno	POR	1:22,564	6	0:00,884	0:00,023	66,8 km/h
10	4	239	Mettetal	Thomas	FRA	1:22,580	5	0:00,900	0:00,016	66,7 km/h
11	3	271	Trombelli	Alessandro	ITA	1:22,621	2	0:00,941	0:00,041	66,7 km/h
12	5	221	Van Berlo	Kay	NED	1:22,627	4	0:00,947	0:00,006	66,7 km/h
13	7	243	Donnelly	Gary	IRL	1:22,660	4	0:00,980	0:00,033	66,7 km/h
14	3	271	Trombelli	Alessandro	ITA	1:22,871	4	0:01,191	0:00,211	66,5 km/h
15	1	251	Mc Carthy	Jack	GBR	1:22,903	3	0:01,223	0:00,032	66,5 km/h
16	5	221	Van Berlo	Kay	NED	1:22,939	2	0:01,259	0:00,036	66,5 km/h
17	8	267	Pook	Pasqual	UAE	1:23,057	4	0:01,377	0:00,118	66,4 km/h
18	7	243	Donnelly	Gary	IRL	1:23,090	5	0:01,410	0:00,033	66,3 km/h
19	7	243	Donnelly	Gary	IRL	1:23,113	2	0:01,433	0:00,023	66,3 km/h
20	9	231	Tuominen	Rasmus	FIN	1:23,159	5	0:01,479	0:00,046	66,3 km/h



### Race 4 Qualifying Heat 2 125 MAX C + D

# NEU - NEW

Strecke / track: 1531m  
started: 35 classified: 34 not classified: 1

class: 125 MAX  
excluded: 1

fastest Lap Dina, Alexandru Const at: 1:01,925  
Doc. 24.1

Pos	Str. Nr.	Fahrer Driver	Nation	Entrant	Nation	Runden Laps	Points	Gesamtzeit Differenz	Abstand Gap	beste Runde best Lap	in R. in L.	Ø Geschw. Ø Speed
1	264	Dreyspring, Christopher	GER	VPDR	AUT	10	0	10:32,136		1:02,140	6	87,2 km/h 88,7 km/h
2	210	Szabo, Nikolas	SVK	Kart One Arena Racing Team	SVK	10	2	10:32,208 0:00,072	0:00,072	1:02,300	9	87,2 km/h 88,5 km/h
3	246	Roovers, Noah	BEL	Daems Racing Team	BEL	10	3	10:32,277 0:00,141	0:00,069	1:02,282	6	87,2 km/h 88,5 km/h
4	222	Renaudin, Adrien	FRA	Patrice Renaudin	FRA	10	4	10:32,323 0:00,187	0:00,046	1:02,099	6	87,2 km/h 88,8 km/h
5	247	Besler, Berkay	TUR	Besler Mehmet	TUR	10	5	10:34,029 0:01,893	0:01,706	1:02,356	5	86,9 km/h 88,4 km/h
6	272	Warge, Felix	BEL	Icepol Racing Team	BEL	10	6	10:34,295 0:02,159	0:00,266	1:02,202	5	86,9 km/h 88,6 km/h
7	226	Di Leo, Marco	CAN	SRA Karting International Inc	CAN	10	7	10:34,384 0:02,248	0:00,089	1:02,371	6	86,9 km/h 88,4 km/h
8	204	Fife, Joshua	AUS	International Karting Distribution	AUS	10	8	10:35,145 0:03,009	0:00,761	1:01,927	7	86,8 km/h 89 km/h
9	263	Laghi, Filippo	ITA	Laghi Filippo	ITA	10	9	10:35,940 0:03,804	0:00,795	1:02,116	7	86,7 km/h 88,7 km/h
10	266	Kotyk, Felix	AUT	VPDR	AUT	10	10	10:36,100 0:03,964	0:00,160	1:02,373	8	86,6 km/h 88,4 km/h
11	249	Kivi, Kairo	EST	TGT Racing	EST	10	11	10:38,838 0:06,702	0:02,738	1:02,194	10	86,3 km/h 88,6 km/h
12	233	Travnikov, Sergei	RUS	Andriychuk Vladimir	RUS	10	12	10:39,616 0:07,480	0:00,778	1:02,012	10	86,2 km/h 88,9 km/h
13	213	Christian, Silvano	INA	KRS Motorsports	MAS	10	13	10:40,525 0:08,389	0:00,909	1:02,097	10	86 km/h 88,8 km/h
14	205	Craig, Jake	USA	Maxspeed Group	USA	10	14	10:42,419 0:10,283	0:01,894	1:02,135	8	85,8 km/h 88,7 km/h
15	234	Kverkild, Ruben	NOR	Pro-Karting	NOR	10	15	10:42,596 0:10,460	0:00,177	1:02,021	8	85,8 km/h 88,9 km/h
16	239	Mettetal, Thomas	FRA	Mettetal Thomas	FRA	10	16	10:42,673 0:10,537	0:00,077	1:02,369	5	85,8 km/h 88,4 km/h
17	245	Dina, Alexandru Const	ROU	Road Runner Racing Team	ROU	10	17	10:42,971 0:10,835	0:00,298	1:01,925	8	85,7 km/h 89 km/h
18	218	Takano, Yuta	JPN	Eiko Japan	JPN	10	18	10:43,920 0:11,784	0:00,949	1:02,592	5	85,6 km/h 88,1 km/h
19	214	Schoell, Nicolas	AUT	Strawberry Racing	GBR	10	19	10:44,238 0:12,102	0:00,318	1:02,318	9	85,6 km/h 88,4 km/h
20	252	Mcconnell, Jack	IRL	Mcconnell Jack	GBR	10	20	10:44,252 0:12,116	0:00,014	1:02,684	8	85,6 km/h 87,9 km/h
21	242	Ritter, Kellen	CAN	SRA Karting International Inc	CAN	10	21	10:44,444 0:12,308	0:00,192	1:02,637	5	85,5 km/h 88 km/h
22	250	Rizk, Christophe	LIB	Azimut Automotive Sal	LIB	10	22	10:44,558 0:12,422	0:00,114	1:02,496	9	85,5 km/h 88,2 km/h
23	262	Darder, Francisco	ARG	Darder Francisco	ARG	10	23	10:45,473 0:13,337	0:00,915	1:02,223	7	85,4 km/h 88,6 km/h
24	235	Brooks, Christian	USA	Maxspeed Group	USA	10	24	10:46,148 0:14,012	0:00,675	1:02,391	9	85,3 km/h 88,3 km/h
25	217	Englert, Maximilian	PAR	Mach 5 Karting	BRA	10	25	10:46,773 0:14,637	0:00,625	1:02,736	5	85,2 km/h 87,9 km/h
26	240	De Bonis, Ramiro	ARG	Jorge De Bonis	ARG	10	26	10:47,075 0:14,939	0:00,302	1:02,311	8	85,2 km/h 88,5 km/h
27	228	Mazzaferro, Gianfranco	CAN	SRA Karting International Inc	CAN	10	27	10:49,941 0:17,805	0:02,866	1:02,201	10	84,8 km/h 88,6 km/h
28	269	Hayek, Tarek	EGY	Ghibli Raceway Egypt	EGY	10	28	10:52,952 0:20,816	0:03,011	1:03,596	4	84,4 km/h 86,7 km/h
29	229	Drysdale, Dylan	NZL	Drysdale Dylan	NZL	10	29	10:54,061 0:21,925	0:01,109	1:02,247	4	84,3 km/h 88,5 km/h
30	212	Salhi, Sofiane	ALG	Salhi Sofiane	ALG	10	30	10:56,028 0:23,892	0:01,967	1:02,613	5	84 km/h 88 km/h
31	219	Vincze, Adam	HUN	Top-Motorsport Egyesulet	HUN	10	31	10:56,493 0:24,357	0:00,465	1:02,465	9	84 km/h 88,2 km/h
32	227	McCaughan, Coltin	CAN	SRA Karting International Inc	CAN	0	32	6:47,181 10 R	10 R			
33	255	Fourquemin, Paul	FRA	Fourquemin Paul	FRA	0	33	6:51,719 10 R	0:04,538			



### Race 4 Qualifying Heat 2 125 MAX C + D

# NEU - NEW

Strecke / track: 1531m  
 started: 35 classified: 34 not classified: 1

class: 125 MAX  
 excluded: 1

fastest Lap Dina, Alexandru Const at: 1:01,925  
 Doc. 24.1

Pos	Str. Nr.	Fahrer Driver	Nation	Entrant	Nation	Runden Laps	Points	Gesamtzeit Differenz	Abstand Gap	beste Runde best Lap	in R. in L.	o Geschw. o Speed
34	260	Runic, Pierre		Sportstil Akk		0	34	6:59,547 10 R	0:07,828			
	243	Donnelly, Gary		Strawberry Racing			38	EXCLUDED				

StNr. 243 black flag

StNr. 260,212,228,262,240,235,214,219,229 10 sec penalty Frontfairing

Clerk of the Course: R.Brito/R.Moselli/L.Azevedo/M.Branco Race-Control:T.Lainer Race director:N.Edwards  
 Stewards: R.Norbury / M.Guignard / L.Roby / P.Lackman / V.Sousa / N.Giorgione  
 Scrutineer: P.Klaassen / E.Salmon / F.Loer / R.Jafer / J.M. Ruhani / R.Roberio  
 Time Keeping: KART-DATA timing service Franz Schieszler / Martin Summerer

Zeitnahme / timekeeping

control   
 Franz Schieszler

gedruckt um / printed at: 17:09:01





# RESULTS GRAND FINALS 2016

## SARNO / ITALY, OCT. 15 - 22



### Race 4 Qualifying Heat 2 125 MAX C + D

Strecke / track: 1531

Fahrername Driver	Dreyspring Christopher	Szabo Nikolas	Roovers Noah	Renaudin Adrien	Besler Berkay	Warge Felix	Di Leo Marco	Fife Joshua	Laghi Filippo	Kotyk Felix	Kivi Kairo	Travnikov Sergei
schnellste Runde in Runde	1:02,140 Rn. 6	1:02,300 Rn. 9	1:02,282 Rn. 6	1:02,099 Rn. 6	1:02,356 Rn. 5	1:02,202 Rn. 5	1:02,371 Rn. 6	1:01,927 Rn. 7	1:02,116 Rn. 7	1:02,373 Rn. 8	1:02,194 Rn. 10	1:02,012 Rn. 10
Speed	88,7 km/h	88,5 km/h	88,5 km/h	88,8 km/h	88,4 km/h	88,6 km/h	88,4 km/h	89,0 km/h	88,7 km/h	88,4 km/h	88,6 km/h	88,9 km/h
Lap 1	1:05,051	1:04,611	1:04,878	1:04,791	1:06,729	1:05,610	1:04,918	1:08,349	1:06,460	1:06,023	1:08,462	1:09,602
Lap 2	1:04,180	1:03,236	1:04,256	1:04,321	1:03,689	1:04,546	1:04,978	1:03,742	1:04,388	1:04,738	1:04,780	1:04,772
Lap 3	1:03,465	1:03,125	1:02,941	1:04,390	1:03,392	1:03,442	1:03,758	1:02,850	1:03,495	1:03,384	1:04,104	1:03,334
Lap 4	1:02,507	1:02,752	1:02,555	1:02,560	1:03,217	1:03,041	1:02,532	1:02,742	1:03,099	1:03,196	1:02,383	1:02,760
Lap 5	1:02,247	1:02,694	1:02,507	1:02,354	<u>1:02,356</u>	<u>1:02,202</u>	1:02,453	1:03,077	1:02,393	1:02,512	1:02,491	1:02,089
Lap 6	<u>1:02,140</u>	1:02,777	<u>1:02,282</u>	<u>1:02,099</u>	1:02,382	1:02,692	<u>1:02,371</u>	1:02,438	1:03,292	1:02,649	1:03,703	1:03,768
Lap 7	1:02,533	1:03,568	1:02,628	1:02,515	1:02,572	1:03,050	1:03,005	<u>1:01,927</u>	<u>1:02,116</u>	1:02,418	1:03,181	1:02,891
Lap 8	1:02,581	1:03,224	1:04,196	1:02,860	1:02,370	1:02,235	1:03,935	1:02,896	1:03,292	<u>1:02,373</u>	1:02,556	1:02,633
Lap 9	1:02,491	<u>1:02,300</u>	1:02,293	<u>1:02,171</u>	1:02,586	1:03,422	1:02,397	1:02,604	1:02,933	1:04,364	1:02,563	1:03,155
Lap 10	1:03,270	1:02,601	1:02,339	1:02,945	1:02,979	1:02,626	1:02,526	1:02,364	1:02,590	1:02,681	<u>1:02,194</u>	<u>1:02,012</u>



# RESULTS GRAND FINALS 2016

## SARNO / ITALY, OCT. 15 - 22



### Race 4 Qualifying Heat 2 125 MAX C + D

Strecke / track: 1531

Fahrername Driver	Christian Silvano	Craig Jake	Kverkild Ruben	Mettetal Thomas	Dina Alexandru Const	Takano Yuta	Schoell Nicolas	Mcconnell Jack	Ritter Kellen	Rizk Christophe	Darder Francisco	Brooks Christian
schnellste Runde in Runde	1:02,097 Rn. 10	1:02,135 Rn. 8	1:02,021 Rn. 8	1:02,369 Rn. 5	1:01,925 Rn. 8	1:02,592 Rn. 5	1:02,318 Rn. 9	1:02,684 Rn. 8	1:02,637 Rn. 5	1:02,496 Rn. 9	1:02,223 Rn. 7	1:02,391 Rn. 9
Speed	88,8 km/h	88,7 km/h	88,9 km/h	88,4 km/h	89,0 km/h	88,1 km/h	88,4 km/h	87,9 km/h	88,0 km/h	88,2 km/h	88,6 km/h	88,3 km/h
Lap 1	1:08,726	1:10,100	1:08,715	1:09,984	1:11,429	1:08,208	1:06,742	1:09,789	1:10,769	1:10,201	1:06,045	1:09,279
Lap 2	1:04,049	1:03,862	1:04,415	1:04,109	1:04,363	1:04,230	1:03,636	1:05,531	1:04,803	1:04,754	1:04,046	1:03,363
Lap 3	1:02,822	1:02,979	1:03,751	1:04,291	1:03,878	1:02,911	1:03,461	1:04,031	1:04,810	1:03,715	1:03,631	1:02,602
Lap 4	1:02,607	1:03,162	1:03,473	1:02,682	1:02,252	1:02,969	1:03,168	1:02,961	1:02,920	1:02,803	1:03,146	1:02,420
Lap 5	1:03,410	1:02,734	1:02,979	<u>1:02,369</u>	1:02,248	<u>1:02,592</u>	1:02,609	1:02,721	<u>1:02,637</u>	1:02,592	1:02,819	1:02,720
Lap 6	1:06,535	1:04,208	1:04,279	1:03,739	1:03,929	1:04,448	1:02,628	1:03,216	1:03,259	1:03,258	1:03,420	1:02,728
Lap 7	1:02,487	1:03,171	1:03,085	1:03,207	1:02,872	1:03,236	1:02,380	1:02,855	1:03,015	1:03,190	<u>1:02,223</u>	1:02,538
Lap 8	1:02,302	<u>1:02,135</u>	<u>1:02,021</u>	1:02,375	<u>1:01,925</u>	1:02,915	1:02,372	<u>1:02,684</u>	1:03,068	1:05,098	1:02,728	1:02,526
Lap 9	1:03,491	1:03,091	1:03,083	1:03,060	1:03,211	1:05,601	<u>1:02,318</u>	1:02,710	1:02,645	<u>1:02,496</u>	1:03,379	<u>1:02,391</u>
Lap 10	<u>1:02,097</u>	1:03,479	1:03,559	1:03,085	1:04,215	1:03,981	1:02,997	1:04,172	1:03,111	1:02,651	1:02,409	1:02,516



# RESULTS GRAND FINALS 2016

## SARNO / ITALY, OCT. 15 - 22



### Race 4 Qualifying Heat 2 125 MAX C + D

Strecke / track: 1531

Fahrername Driver	Englert Maximilian	De Bonis Ramiro	Mazzaferro Gianfranco	Hayek Tarek	Drysdale Dylan	Salhi Sofiane	Vincze Adam	Mccaughan Coltin	Fourquemin Paul	Runic Pierre	Donnelly Gary	
schnellste Runde in Runde	1:02,736 Rn. 5	1:02,311 Rn. 8	1:02,201 Rn. 10	1:03,596 Rn. 4	1:02,247 Rn. 4	1:02,613 Rn. 5	1:02,465 Rn. 9					
Speed	87,9 km/h	88,5 km/h	88,6 km/h	86,7 km/h	88,5 km/h	88,0 km/h	88,2 km/h					
Lap 1	1:09,277	1:08,014	1:08,443	1:10,350	1:09,987	1:08,340	1:08,777					
Lap 2	1:04,693	1:03,533	1:04,986	1:04,964	1:03,474	1:05,772	1:03,819					
Lap 3	1:06,853	1:02,977	1:03,561	1:04,717	1:03,939	1:05,373	1:03,302					
Lap 4	1:03,512	1:03,095	<u>1:02,242</u>	<u>1:03,596</u>	<u>1:02,247</u>	1:02,940	1:02,684					
Lap 5	<u>1:02,736</u>	1:03,681	1:02,728	1:03,885	1:03,275	<u>1:02,613</u>	1:02,550					
Lap 6	1:03,602	1:03,528	1:03,490	1:05,006	1:04,718	1:04,256	1:06,084					
Lap 7	1:03,042	1:02,415	1:04,087	1:04,613	1:03,038	1:02,731	1:03,973					
Lap 8	1:03,134	<u>1:02,311</u>	1:02,568	1:04,042	1:02,706	1:04,520	1:06,131					
Lap 9	1:03,203	1:02,527	1:03,140	1:03,698	1:03,152	1:02,778	<u>1:02,465</u>					
Lap 10	1:03,104	1:02,981	<u>1:02,201</u>	1:03,891	1:04,693	1:03,490	1:03,687					



## Race 4 Qualifying Heat 2 125 MAX C + D

### Beste Rundenzeiten / best lap times

Strecke / track: 1531m

Pos	Race Pos.	Str. Nr.	Fahrer driver	Vorname	NAT	Rundenzeit lap time	in R. in lap	Differenz gap first	Abstand gap	Ø Geschw. Ø speed
1	17	245	Dina	Alexandru Const	ROU	1:01,925	8			89,0 km/h
2	8	204	Fife	Joshua	AUS	1:01,927	7	0:00,002	0:00,002	89,0 km/h
3	12	233	Travnikov	Sergei	RUS	1:02,012	10	0:00,087	0:00,085	88,9 km/h
4	15	234	Kverkild	Ruben	NOR	1:02,021	8	0:00,096	0:00,009	88,9 km/h
5	12	233	Travnikov	Sergei	RUS	1:02,089	5	0:00,164	0:00,068	88,8 km/h
6	13	213	Christian	Silvano	INA	1:02,097	10	0:00,172	0:00,008	88,8 km/h
7	4	222	Renaudin	Adrien	FRA	1:02,099	6	0:00,174	0:00,002	88,8 km/h
8	9	263	Laghi	Filippo	ITA	1:02,116	7	0:00,191	0:00,017	88,7 km/h
9	14	205	Craig	Jake	USA	1:02,135	8	0:00,210	0:00,019	88,7 km/h
10	1	264	Dreyspring	Christopher	GER	1:02,140	6	0:00,215	0:00,005	88,7 km/h
11	4	222	Renaudin	Adrien	FRA	1:02,171	9	0:00,246	0:00,031	88,7 km/h
12	11	249	Kivi	Kairo	EST	1:02,194	10	0:00,269	0:00,023	88,6 km/h
13	27	228	Mazzaferro	Gianfranco	CAN	1:02,201	10	0:00,276	0:00,007	88,6 km/h
14	6	272	Warge	Felix	BEL	1:02,202	5	0:00,277	0:00,001	88,6 km/h
15	23	262	Darder	Francisco	ARG	1:02,223	7	0:00,298	0:00,021	88,6 km/h
16	6	272	Warge	Felix	BEL	1:02,235	8	0:00,310	0:00,012	88,6 km/h
17	27	228	Mazzaferro	Gianfranco	CAN	1:02,242	4	0:00,317	0:00,007	88,6 km/h
18	1	264	Dreyspring	Christopher	GER	1:02,247	5	0:00,322	0:00,005	88,5 km/h
19	29	229	Drysdale	Dylan	NZL	1:02,247	4	0:00,322	0:00,000	88,5 km/h
20	17	245	Dina	Alexandru Const	ROU	1:02,248	5	0:00,323	0:00,001	88,5 km/h



### Race 3 Qualifying Heat 1 125 MAX A + B

# NEU - NEW

Strecke / track: 1531m  
 started: 36 classified: 36 not classified: 0

class: 125 MAX

fastest Lap Saganas, Christos at: 1:02,322  
 Doc. 23.2

Pos	Str. Nr.	Fahrer Driver	Nation	Entrant	Nation	Runden Laps	Points	Gesamtzeit Differenz	Abstand Gap	beste Runde best Lap	in R. in L.	Ø Geschw. Ø Speed
1	220	Novak, Mario	AUT	Peter Kalman	AUT	10	0	10:39,598		1:03,032	10	86,2 km/h 87,4 km/h
2	232	Sario, Robin	FIN	Kohtala Sports	FIN	10	2	10:39,994 0:00,396	0:00,396	1:02,513	10	86,1 km/h 88,2 km/h
3	230	Gillis, Cody	AUS	International Karting Distribution	AUS	10	3	10:42,192 0:02,594	0:02,198	1:02,681	4	85,8 km/h 87,9 km/h
4	241	Welezinski, Wiktor	POL	KMS	POL	10	4	10:42,237 0:02,639	0:00,045	1:03,073	4	85,8 km/h 87,4 km/h
5	254	Bezel, Petr	CZE	Petr Bezel	CZE	10	5	10:42,292 0:02,694	0:00,055	1:03,004	8	85,8 km/h 87,5 km/h
6	206	Mavlanov, Denis	RUS	Andriychuk Vladimir	RUS	10	6	10:43,897 0:04,299	0:01,605	1:03,608	5	85,6 km/h 86,6 km/h
7	203	White, Josh	GBR	Coles Racing	GBR	10	7	10:44,127 0:04,529	0:00,230	1:02,843	5	85,6 km/h 87,7 km/h
8	236	Gonzalez Giarde, Javier	MEX	Roberto Elizondo	MEX	10	8	10:44,714 0:05,116	0:00,587	1:03,017	4	85,5 km/h 87,5 km/h
9	224	Ferro, Diego	PER	Racing Components	COL	10	9	10:45,691 0:06,093	0:00,977	1:02,678	8	85,4 km/h 87,9 km/h
10	216	Mizuno, Koki	JPN	Eiko Japan	JPN	10	10	10:45,742 0:06,144	0:00,051	1:02,622	4	85,4 km/h 88 km/h
11	271	Trombelli, Alessandro	ITA	KR Sport	ITA	10	11	10:45,806 0:06,208	0:00,064	1:02,744	8	85,3 km/h 87,8 km/h
12	256	Andreasen, Lasse	DEN	Carsten Andreasen	DEN	10	12	10:46,283 0:06,685	0:00,477	1:02,727	8	85,3 km/h 87,9 km/h
13	207	Cunha, Joao	BRA	Mach 5 Karting	BRA	10	13	10:46,587 0:06,989	0:00,304	1:02,642	6	85,2 km/h 88 km/h
14	209	Thompson, Alain Delon	RSA	Alan Thompson	RSA	10	14	10:46,722 0:07,124	0:00,135	1:03,006	8	85,2 km/h 87,5 km/h
15	265	Tancredi, Rocco	ITA	Salvatore Tancredi	ITA	10	15	10:46,927 0:07,329	0:00,205	1:02,896	8	85,2 km/h 87,6 km/h
16	251	Mc Carthy, Jack	GBR	Strawberry Racing	GBR	10	16	10:47,341 0:07,743	0:00,414	1:03,206	3	85,1 km/h 87,2 km/h
17	223	Ibanez, Lluc	ESP	Binakart	ESP	10	17	10:47,368 0:07,770	0:00,027	1:02,947	4	85,1 km/h 87,6 km/h
18	258	Rosate, Joao	BRA	Mach 5 Karting	BRA	10	18	10:47,463 0:07,865	0:00,095	1:02,672	8	85,1 km/h 87,9 km/h
19	202	Schwiter, Jan	SUI	Kart-Club Oerlikon	SUI	10	19	10:47,844 0:08,246	0:00,381	1:03,034	8	85,1 km/h 87,4 km/h
20	248	Saganas, Christos	GRE	Saganas Team	GRE	10	20	10:47,937 0:08,339	0:00,093	1:02,322	8	85,1 km/h 88,4 km/h
21	208	Kim, Kang Du	KOR	Pino Kart Racing	KOR	10	21	10:52,488 0:12,890	0:04,551	1:02,705	8	84,5 km/h 87,9 km/h
22	237	Gonzalez Alcant, Javier	MEX	Roberto Elizondo	MEX	10	22	10:52,701 0:13,103	0:00,213	1:02,747	10	84,4 km/h 87,8 km/h
23	259	Matejcek, Jiri	CZE	JM-Kart Klub V ACR	CZE	10	23	10:55,253 0:15,655	0:02,552	1:03,065	8	84,1 km/h 87,4 km/h
24	244	Van Parijs, Glenn	BEL	Van Parijs Glenn	BEL	10	24	10:56,335 0:16,737	0:01,082	1:02,963	8	84 km/h 87,5 km/h
25	231	Tuominen, Rasmus	FIN	Kohtala Sports	FIN	10	25	10:58,160 0:18,562	0:01,825	1:02,650	7	83,7 km/h 88 km/h
26	253	Skelton, Josh	GBR	Coles Racing	GBR	10	26	10:59,019 0:19,421	0:00,859	1:02,477	8	83,6 km/h 88,2 km/h
27	267	Pook, Pasqual	UAE	Al Ain Raceway	UAE	10	27	10:59,361 0:19,763	0:00,342	1:02,849	7	83,6 km/h 87,7 km/h
28	268	Peroni, Giulio	UAE	Al Ain Raceway	UAE	10	28	10:59,590 0:19,992	0:00,229	1:03,141	9	83,6 km/h 87,3 km/h
29	221	Van Berlo, Kay	NED	Hugo Motorsports	NED	10	29	11:00,424 0:20,826	0:00,834	1:02,462	9	83,5 km/h 88,2 km/h
30	270	Dias, Joshua	RSA	Herder Dias	RSA	10	30	11:09,108 0:29,510	0:08,684	1:03,471	9	82,4 km/h 86,8 km/h
31	215	Gamberini, Pablo Antonio	CHI	Sodi Kart Italia SKR	ITA	10	31	11:09,721 0:30,123	0:00,613	1:03,599	8	82,3 km/h 86,7 km/h
32	211	Pratama, M Ferrel	INA	KRS Motorsports	MAS	8	32	9:05,569 2 R	2 R	1:03,059	5	80,8 km/h 87,4 km/h
33	261	Borlido, Bruno	POR	Borlido Bruno	POR	5	33	5:24,862 5 R	3 R	1:02,753	5	84,8 km/h 87,8 km/h



Race 3 Qualifying Heat 1 125 MAX A + B

Strecke / track: 1531m  
started: 36 classified: 36 not classified: 0

class: 125 MAX

**NEU - NEW**

fastest Lap Saganas, Christos at: 1:02,322  
Doc. 23.2

Pos	Str. Nr.	Fahrer Driver	Nation	Entrant	Nation	Runden Laps	Points	Gesamtzeit Differenz	Abstand Gap	beste Runde best Lap	in R. in L.	o Geschw. o Speed
34	225	Claman-Demelo, Zachary	CAN	SRA Karting International Inc	CAN	0	34	0:02,907 10 R	5 R			
35	201	Sjoeborg, Jesper	SWE	Radne Motor AB	SWE	0	35	0:03,316 10 R	0:00,409			
36	238	Fridell, Rasmus	SWE	Radne Motor AB	SWE	0	36	0:03,756 10 R	0:00,440			

StNr. 215,270,221,253,231,244,211 10 sec penalty Frontfairing  
StNr. 267 10 sec penalty

Clerk of the Course: R.Brito/R.Moselli/L.Azevedo/M.Branco Race-Control:T.Lainer Race director:N.Edwards  
Stewards: R.Norbury / M.Guignard / L.Roby / P.Lackman / V.Sousa / N.Giorgione  
Scrutineer: P.Klaassen / E.Salmon / F.Loeur / R.Jafer / J.M. Ruhani / R.Roberio  
Time Keeping: KART-DATA timing service Franz Schieszler / Martin Summerer

Zeitnahme / timekeeping

control  
*Schieszler*  
Franz Schieszler

gedruckt um / printed at: 18:44:17



# RESULTS GRAND FINALS 2016

## SARNO / ITALY, OCT. 15 - 22



### Race 3 Qualifying Heat 1 125 MAX A + B

Strecke / track: 1531

Fahrername Driver	Novak Mario	Sario Robin	Gillis Cody	Welezinski Wiktor	Bezel Petr	Mavlanov Denis	White Josh	Giarde Javier	Ferro Diego	Mizuno Koki	Trombelli Alessandro	Andreasen Lasse
schnellste Runde in Runde	1:03,032 Rn. 10	1:02,513 Rn. 10	1:02,681 Rn. 4	1:03,073 Rn. 4	1:03,004 Rn. 8	1:03,608 Rn. 5	1:02,843 Rn. 5	1:03,017 Rn. 4	1:02,678 Rn. 8	1:02,622 Rn. 4	1:02,744 Rn. 8	1:02,727 Rn. 8
Speed	87,4 km/h	88,2 km/h	87,9 km/h	87,4 km/h	87,5 km/h	86,6 km/h	87,7 km/h	87,5 km/h	87,9 km/h	88,0 km/h	87,8 km/h	87,9 km/h
Lap 1	1:04,947	1:06,629	1:07,036	1:06,381	1:06,444	1:04,490	1:07,237	1:06,829	1:06,985	1:06,971	1:06,687	1:07,295
Lap 2	1:03,697	1:04,196	1:05,084	1:03,577	1:03,697	1:03,885	1:05,277	1:04,281	1:06,245	1:05,476	1:05,331	1:06,230
Lap 3	1:03,760	1:02,758	1:03,100	1:03,172	1:03,133	1:04,099	1:03,555	1:03,512	1:05,402	1:03,344	1:03,611	1:03,631
Lap 4	1:03,945	1:02,850	1:02,681	1:03,073	1:03,405	1:04,141	1:03,463	1:03,017	1:03,245	1:02,622	1:03,349	1:03,765
Lap 5	1:03,637	1:03,489	1:04,125	1:03,723	1:05,338	1:03,608	1:02,843	1:03,938	1:03,502	1:03,616	1:02,971	1:03,735
Lap 6	1:04,736	1:04,427	1:03,498	1:04,390	1:03,520	1:04,344	1:03,034	1:03,981	1:03,404	1:03,206	1:05,923	1:03,514
Lap 7	1:03,217	1:03,801	1:05,376	1:03,832	1:04,850	1:03,770	1:04,154	1:03,685	1:03,916	1:05,550	1:03,513	1:03,539
Lap 8	1:03,916	1:04,099	1:02,708	1:03,493	1:03,004	1:05,138	1:03,465	1:03,818	1:02,678	1:02,808	1:02,744	1:02,727
Lap 9	1:03,429	1:03,330	1:03,119	1:04,747	1:03,881	1:03,856	1:03,603	1:04,473	1:03,612	1:04,297	1:04,682	1:04,208
Lap 10	1:03,032	1:02,513	1:03,902	1:04,052	1:03,534	1:05,283	1:04,169	1:05,823	1:04,692	1:05,315	1:04,408	1:05,183



# RESULTS GRAND FINALS 2016

## SARNO / ITALY, OCT. 15 - 22



### Race 3 Qualifying Heat 1 125 MAX A + B

Strecke / track: 1531

Fahrername Driver	Cunha Joao	Thompson Alain Delon	Tancredi Rocco	Mc Carthy Jack	Ibanez Lluc	Rosate Joao	Schwitter Jan	Saganas Christos	Kim Kang Du	Gonzalez Alcant Javier	Matejcek Jiri	Van Parijs Glenn
schnellste Runde in Runde	1:02,642 Rn. 6	1:03,006 Rn. 8	1:02,896 Rn. 8	1:03,206 Rn. 3	1:02,947 Rn. 4	1:02,672 Rn. 8	1:03,034 Rn. 8	1:02,322 Rn. 8	1:02,705 Rn. 8	1:02,747 Rn. 10	1:03,065 Rn. 8	1:02,963 Rn. 8
Speed	88,0 km/h	87,5 km/h	87,6 km/h	87,2 km/h	87,6 km/h	87,9 km/h	87,4 km/h	88,4 km/h	87,9 km/h	87,8 km/h	87,4 km/h	87,5 km/h
Lap 1	1:07,002	1:07,717	1:06,208	1:07,086	1:06,119	1:13,778	1:09,659	1:05,665	1:16,030	1:10,597	1:08,230	1:04,699
Lap 2	1:08,069	1:05,738	1:04,805	1:05,631	1:05,506	1:05,013	1:05,717	1:03,490	1:03,696	1:05,994	1:07,202	1:04,067
Lap 3	1:03,577	1:05,122	1:03,107	<u>1:03,206</u>	1:04,409	1:03,920	1:03,677	1:16,673	1:05,710	1:07,095	1:07,820	1:03,998
Lap 4	1:02,762	1:03,560	1:03,138	1:03,452	<u>1:02,947</u>	1:05,140	1:03,511	1:03,302	1:04,364	1:03,389	1:05,272	1:03,726
Lap 5	1:02,895	1:03,180	1:03,749	1:03,620	1:03,643	1:03,388	1:03,146	1:02,921	1:04,798	1:04,609	1:04,922	1:04,829
Lap 6	<u>1:02,642</u>	1:03,209	1:03,696	1:03,542	1:03,201	1:02,918	1:03,297	1:02,743	1:03,455	1:03,687	1:04,134	1:04,004
Lap 7	1:04,160	1:04,078	1:06,877	1:04,522	1:04,476	1:02,829	1:04,696	<u>1:02,520</u>	1:03,172	1:03,986	1:03,414	1:05,941
Lap 8	1:03,537	<u>1:03,006</u>	<u>1:02,896</u>	1:03,715	1:02,995	<u>1:02,672</u>	<u>1:03,034</u>	<u>1:02,322</u>	<u>1:02,705</u>	1:03,087	<u>1:03,065</u>	<u>1:02,963</u>
Lap 9	1:03,691	1:03,726	1:03,957	1:04,231	1:03,746	1:02,790	1:03,911	1:03,110	1:02,858	1:03,651	1:03,134	1:05,114
Lap 10	1:04,046	1:03,976	1:06,445	1:04,370	1:07,638	1:03,582	1:04,698	1:03,637	1:02,906	<u>1:02,747</u>	1:03,197	1:05,640





# RESULTS GRAND FINALS 2016

## SARNO / ITALY, OCT. 15 - 22



### Race 3 Qualifying Heat 1 125 MAX A + B

Strecke / track: 1531

Fahrername Driver	Tuominen Rasmus	Skelton Josh	Pook Pasqual	Peroni Giulio	Van Berlo Kay	Dias Joshua	Gamberini Pablo Antonio	Pratama M Ferrel	Borlido Bruno	Demelo Zachary	Sjoeberg Jesper	Fridell Rasmus
schnellste Runde in Runde	1:02,650 Rn. 7	1:02,477 Rn. 8	1:02,849 Rn. 7	1:03,141 Rn. 9	1:02,462 Rn. 9	1:03,471 Rn. 9	1:03,599 Rn. 8	1:03,059 Rn. 5	1:02,753 Rn. 5			
Speed	88,0 km/h	88,2 km/h	87,7 km/h	87,3 km/h	88,2 km/h	86,8 km/h	86,7 km/h	87,4 km/h	87,8 km/h			
Lap 1	1:09,866	1:09,649	1:09,210	1:11,222	1:16,150	1:08,843	1:08,030	1:28,929	1:08,492			
Lap 2	1:06,563	1:06,590	1:07,674	1:05,472	1:03,481	1:06,482	1:07,203	1:03,388	1:04,116			
Lap 3	1:04,991	1:03,832	1:03,778	1:07,481	1:04,952	1:06,071	1:08,552	1:03,745	1:03,614			
Lap 4	1:03,484	1:05,194	1:05,266	1:05,357	1:03,386	1:04,454	1:05,008	1:03,530	1:02,929			
Lap 5	1:05,717	1:04,394	1:04,400	1:03,874	1:05,274	1:07,411	1:04,702	1:03,059	1:02,753			
Lap 6	1:02,863	1:02,957	1:03,519	1:05,499	1:02,926	1:04,582	1:04,869	1:03,254				
Lap 7	1:02,650	1:02,784	1:02,849	1:03,833	1:03,619	1:03,735	1:03,667	1:03,127				
Lap 8	1:02,894	1:02,477	1:03,595	1:03,575	1:02,577	1:03,761	1:03,599	1:03,501				
Lap 9	1:02,693	1:02,584	1:03,147	1:03,141	1:02,462	1:03,471	1:03,701					
Lap 10	1:02,836	1:04,935	1:03,036	1:06,029	1:02,539	1:05,380	1:06,098					



## Race 3 Qualifying Heat 1 125 MAX A + B

### Beste Rundenzeiten / best laptimes

Strecke / track: 1531m

Pos	Race Pos.	Str. Nr.	Fahrer driver	Vorname	NAT	Rundenzeit lap time	in R. in lap	Differenz gap first	Abstand gap	Ø Geschw. Ø speed
1	20	248	Saganas	Christos	GRE	1:02,322	8			88,4 km/h
2	29	221	Van Berlo	Kay	NED	1:02,462	9	0:00,140	0:00,140	88,2 km/h
3	26	253	Skelton	Josh	GBR	1:02,477	8	0:00,155	0:00,015	88,2 km/h
4	2	232	Sario	Robin	FIN	1:02,513	10	0:00,191	0:00,036	88,2 km/h
5	20	248	Saganas	Christos	GRE	1:02,520	7	0:00,198	0:00,007	88,2 km/h
6	29	221	Van Berlo	Kay	NED	1:02,539	10	0:00,217	0:00,019	88,1 km/h
7	29	221	Van Berlo	Kay	NED	1:02,577	8	0:00,255	0:00,038	88,1 km/h
8	26	253	Skelton	Josh	GBR	1:02,584	9	0:00,262	0:00,007	88,1 km/h
9	10	216	Mizuno	Koki	JPN	1:02,622	4	0:00,300	0:00,038	88,0 km/h
10	13	207	Cunha	Joao	BRA	1:02,642	6	0:00,320	0:00,020	88,0 km/h
11	25	231	Tuominen	Rasmus	FIN	1:02,650	7	0:00,328	0:00,008	88,0 km/h
12	18	258	Rosate	Joao	BRA	1:02,672	8	0:00,350	0:00,022	87,9 km/h
13	9	224	Ferro	Diego	PER	1:02,678	8	0:00,356	0:00,006	87,9 km/h
14	3	230	Gillis	Cody	AUS	1:02,681	4	0:00,359	0:00,003	87,9 km/h
15	25	231	Tuominen	Rasmus	FIN	1:02,693	9	0:00,371	0:00,012	87,9 km/h
16	21	208	Kim	Kang Du	KOR	1:02,705	8	0:00,383	0:00,012	87,9 km/h
17	3	230	Gillis	Cody	AUS	1:02,708	8	0:00,386	0:00,003	87,9 km/h
18	12	256	Andreasen	Lasse	DEN	1:02,727	8	0:00,405	0:00,019	87,9 km/h
19	20	248	Saganas	Christos	GRE	1:02,743	6	0:00,421	0:00,016	87,8 km/h
20	11	271	Trombelli	Alessandro	ITA	1:02,744	8	0:00,422	0:00,001	87,8 km/h



# RESULTS GRAND FINALS 2016

## SARNO / ITALY, OCT. 15 - 22



### Groups 125 MAX

#### Group A

Pos.	No.	Driver	Country	Bewerber / Sponsor
1	220	Novak, Mario	AUT	Peter Kalman
5	236	Gonzalez Giarde, Javier	MEX	Roberto Elizondo
9	254	Bezel, Petr	CZE	Petr Bezel
13	230	Gillis, Cody	AUS	International Karting Distribution
17	241	Welezinski, Wiktor	POL	KMS
21	224	Ferro, Diego	PER	Racing Components
25	256	Andreasen, Lasse	DEN	Carsten Andreasen
29	216	Mizuno, Koki	JPN	Eiko Japan
33	208	Kim, Kang Du	KOR	Pino Kart Racing
37	225	Claman-Demelo, Zachary	CAN	SRA Karting International Inc
41	211	Pratama, M Ferrel	INA	KRS Motorsports
45	201	Sjoeberg, Jesper	SWE	Radne Motor AB
49	231	Tuominen, Rasmus	FIN	Kohtala Sports
53	238	Fridell, Rasmus	SWE	Radne Motor AB
57	268	Peroni, Giulio	UAE	Al Ain Raceway
61	207	Cunha, Joao	BRA	Mach 5 Karting
65	259	Matejcek, Jiri	CZE	JM-Kart Klub V ACR
69	270	Dias, Joshua	RSA	Herder Dias

#### Group B

Pos.	No.	Driver	Country	Bewerber / Sponsor
2	206	Mavlanov, Denis	RUS	Andriychuk Vladimir
6	244	Van Parijs, Glenn	BEL	Van Parijs Glenn
10	258	Rosate, Joao	BRA	Mach 5 Karting
14	248	Saganas, Christos	GRE	Saganas Team
18	232	Sario, Robin	FIN	Kohtala Sports
22	265	Tancredi, Rocco	ITA	Salvatore Tancredi
26	202	Schwiter, Jan	SUI	Kart-Club Oerlikon
30	271	Trombelli, Alessandro	ITA	KR Sport
34	223	Ibanez, Lluc	ESP	Binakart
38	267	Pook, Pasqual	UAE	Al Ain Raceway
42	261	Borlido, Bruno	POR	Borlido Bruno
46	221	Van Berlo, Kay	NED	Hugo Motorsports
50	203	White, Josh	GBR	Coles Racing
54	209	Thompson, Alain Delon	RSA	Alan Thompson
58	253	Skelton, Josh	GBR	Coles Racing
62	237	Gonzalez Alcant, Javier	MEX	Roberto Elizondo
66	251	Mc Carthy, Jack	GBR	Strawberry Racing
70	215	Gamberini, Pablo Antonio	CHI	Sodi Kart Italia SKR

#### Group C

Pos.	No.	Driver	Country	Bewerber / Sponsor
3	210	Szabo, Nikolas	SVK	Kart One Arena Racing Team
7	246	Roovers, Noah	BEL	Daems Racing Team
11	264	Dreyspring, Christopher	GER	VPDR
15	266	Kotyk, Felix	AUT	VPDR
19	263	Laghi, Filippo	ITA	Laghi Filippo
23	240	De Bonis, Ramiro	ARG	Jorge De Bonis
27	204	Fife, Joshua	AUS	International Karting Distribution
31	228	Mazzaferro, Gianfranco	CAN	SRA Karting International Inc
35	233	Travnikov, Sergei	RUS	Andriychuk Vladimir
39	229	Drysdale, Dylan	NZL	Drysdale Dylan
43	219	Vincze, Adam	HUN	Top-Motorsport Egyesulet
47	234	Kverkild, Ruben	NOR	Pro-Karting
51	242	Ritter, Kellen	CAN	SRA Karting International Inc
55	243	Donnelly, Gary	IRL	Strawberry Racing
59	205	Craig, Jake	USA	Maxspeed Group
63	252	Mcconnell, Jack	IRL	Mcconnell Jack
67	250	Rizk, Christophe	LIB	Azimut Automotive Sal
71	269	Hayek, Tarek	EGY	Ghibli Raceway Egypt

#### Group D

Pos.	No.	Driver	Country	Bewerber / Sponsor
4	222	Renaudin, Adrien	FRA	Patrice Renaudin
8	272	Warge, Felix	BEL	Icepul Racing Team
12	226	Di Leo, Marco	CAN	SRA Karting International Inc
16	262	Darder, Francisco	ARG	Darder Francisco
20	247	Besler, Berkay	TUR	Besler Mehmet
24	214	Schoell, Nicolas	AUT	Strawberry Racing
28	213	Christian, Silvano	INA	KRS Motorsports
32	227	Mccaughan, Coltin	CAN	SRA Karting International Inc
36	260	Runic, Pierre	BIH	Sportstil Akk
40	249	Kivi, Kairo	EST	TGT Racing
44	245	Dina, Alexandru Const	ROU	Road Runner Racing Team
48	218	Takano, Yuta	JPN	Eiko Japan
52	235	Brooks, Christian	USA	Maxspeed Group
56	255	Fourquemin, Paul	FRA	Fourquemin Paul
60	212	Salhi, Sofiane	ALG	Salhi Sofiane
64	217	Englert, Maximilian	PAR	Mach 5 Karting
68	239	Mettetal, Thomas	FRA	Mettetal Thomas

Clerk of the Course: R.Brito/R.Moselli/L.Azevedo/M.Branco Race-Control:T.Lainer Race director:N.Edwards

Stewards: R.Norbury / M.Guignard / L.Roby / P.Lackman / V.Sousa / N.Giorgione

Scrutineer: P.Klaassen / E.Salmon / F.Loeur / R.Jafer / J.M. Ruhani / R.Roberio

Time Keeping: KART-DATA timing service Franz Schieszler / Martin Summerer

### Ranking Qualifying Practice 125 MAX

Strecke / track: 1531m

class: 12

started: 71 classified: 71 not classified: 0

# NEU - NEW

Doc. 8.1

Pos	Str. Nr.	Fahrer Driver	Nation	Entrant	Nation	Rn. Laps	schnellste Zeit fastest Lap	Abstand Gap	Lauf Heat	Rn. Lp	Zeit Time
1	220	Novak, Mario	AUT	Peter Kalman	AUT	6	1:01,735		2	6	<u>1:01,735</u>
2	206	Mavlanov, Denis	RUS	Andriychuk Vladimir	RUS	6	1:01,917	0:00,182	2	6	<u>1:01,917</u>
3	210	Szabo, Nikolas	SVK	Kart One Arena Racing Team	SVK	6	1:01,936	0:00,019	2	6	<u>1:01,936</u>
4	222	Renaudin, Adrien	FRA	Patrice Renaudin	FRA	6	1:02,017	0:00,081	2	6	<u>1:02,017</u>
5	236	Gonzalez Giarde, Javier	MEX	Roberto Elizondo	MEX	6	1:02,026	0:00,009	2	6	<u>1:02,026</u>
6	244	Van Parijs, Glenn	BEL	Van Parijs Glenn	BEL	6	1:02,044	0:00,018	2	6	<u>1:02,044</u>
7	246	Roovers, Noah	BEL	Daems Racing Team	BEL	6	1:02,083	0:00,039	2	6	<u>1:02,083</u>
8	272	Warge, Felix	BEL	Icepol Racing Team	BEL	6	1:02,088	0:00,005	2	6	<u>1:02,088</u>
9	254	Bezel, Petr	CZE	Petr Bezel	CZE	6	1:02,109	0:00,021	2	6	<u>1:02,109</u>
10	258	Rosate, Joao	BRA	Mach 5 Karting	BRA	6	1:02,154	0:00,045	2	6	<u>1:02,154</u>
11	264	Dreyspring, Christopher	GER	VPDR	AUT	6	1:02,164	0:00,010	2	6	<u>1:02,164</u>
12	226	Di Leo, Marco	CAN	SRA Karting International Inc	CAN	6	1:02,173	0:00,009	2	6	<u>1:02,173</u>
13	230	Gillis, Cody	AUS	International Karting Distribution	AUS	6	1:02,201	0:00,028	2	6	<u>1:02,201</u>
14	248	Saganas, Christos	GRE	Saganas Team	GRE	6	1:02,216	0:00,015	2	6	<u>1:02,216</u>
15	266	Kotyky, Felix	AUT	VPDR	AUT	6	1:02,231	0:00,015	2	6	<u>1:02,231</u>
16	262	Darder, Francisco	ARG	Darder Francisco	ARG	7	1:02,234	0:00,003	2	7	<u>1:02,234</u>
17	241	Welezinski, Wiktor	POL	KMS	POL	6	1:02,277	0:00,043	1	6	<u>1:02,277</u>
18	232	Sario, Robin	FIN	Kohtala Sports	FIN	6	1:02,290	0:00,013	2	6	<u>1:02,290</u>
19	263	Laghi, Filippo	ITA	Laghi Filippo	ITA	6	1:02,294	0:00,004	1	6	<u>1:02,294</u>
20	247	Besler, Berkay	TUR	Besler Mehmet	TUR	5	1:02,309	0:00,015	1	5	<u>1:02,309</u>
21	224	Ferro, Diego	PER	Racing Components	COL	7	1:02,330	0:00,021	2	7	<u>1:02,330</u>
22	265	Tancredi, Rocco	ITA	Salvatore Tancredi	ITA	6	1:02,332	0:00,002	1	6	<u>1:02,332</u>
23	240	De Bonis, Ramiro	ARG	Jorge De Bonis	ARG	6	1:02,342	0:00,010	2	6	<u>1:02,342</u>
24	214	Schoell, Nicolas	AUT	Strawberry Racing	GBR	6	1:02,374	0:00,032	2	6	<u>1:02,374</u>
25	256	Andreasen, Lasse	DEN	Carsten Andreasen	DEN	6	1:02,374	0:00,000	2	6	<u>1:02,374</u>
26	202	Schwitzer, Jan	SUI	Kart-Club Oerlikon	SUI	7	1:02,386	0:00,012	2	7	<u>1:02,386</u>
27	204	Fife, Joshua	AUS	International Karting Distribution	AUS	6	1:02,393	0:00,007	2	6	<u>1:02,393</u>
28	213	Christian, Silvano	INA	KRS Motorsports	MAS	7	1:02,404	0:00,011	1	7	<u>1:02,404</u>
29	216	Mizuno, Koki	JPN	Eiko Japan	JPN	6	1:02,411	0:00,007	2	6	<u>1:02,411</u>
30	271	Trombelli, Alessandro	ITA	KR Sport	ITA	5	1:02,430	0:00,019	1	5	<u>1:02,430</u>
31	228	Mazzaferro, Gianfranco	CAN	SRA Karting International Inc	CAN	6	1:02,455	0:00,025	2	6	<u>1:02,455</u>
32	227	Mccaughan, Coltin	CAN	SRA Karting International Inc	CAN	7	1:02,457	0:00,002	1	7	<u>1:02,457</u>
33	208	Kim, Kang Du	KOR	Pino Kart Racing	KOR	7	1:02,476	0:00,019	2	7	<u>1:02,476</u>
34	223	Ibanez, Lluç	ESP	Binakart	ESP	5	1:02,476	0:00,000	1	5	<u>1:02,476</u>
35	233	Travnikov, Sergei	RUS	Andriychuk Vladimir	RUS	7	1:02,481	0:00,005	1	7	<u>1:02,481</u>
36	260	Runic, Pierre	BIH	Sportstil Akk	SLO	6	1:02,486	0:00,005	2	6	<u>1:02,486</u>
37	225	Claman-Demelo, Zachary	CAN	SRA Karting International Inc	CAN	5	1:02,520	0:00,034	1	5	<u>1:02,520</u>
38	267	Pook, Pasqual	UAE	Al Ain Raceway	UAE	6	1:02,528	0:00,008	1	6	<u>1:02,528</u>
39	229	Drysdale, Dylan	NZL	Drysdale Dylan	NZL	7	1:02,545	0:00,017	1	7	<u>1:02,545</u>

### Ranking Qualifying Practice 125 MAX

Strecke / track: 1531m

class: 12

started: 71 classified: 71 not classified: 0

# NEU - NEW

Doc. 8.1

Pos	Str. Nr.	Fahrer Driver	Nation	Entrant	Nation	Rn. Laps	schnellste Zeit fastest Lap	Abstand Gap	Lauf Heat	Rn. Lp	Zeit Time
40	249	Kivi, Kairo	EST	TGT Racing	EST	7	1:02,554	0:00,009	1	7	<u>1:02,554</u>
41	211	Pratama, M Ferrel	INA	KRS Motorsports	MAS	7	1:02,566	0:00,012	1	7	<u>1:02,566</u>
42	261	Borlido, Bruno	POR	Borlido Bruno	POR	6	1:02,619	0:00,053	1	6	<u>1:02,619</u>
43	219	Vincze, Adam	HUN	Top-Motorsport Egyesulet	HUN	5	1:02,620	0:00,001	1	5	<u>1:02,620</u>
44	245	Dina, Alexandru Const	ROU	Road Runner Racing Team	ROU	6	1:02,623	0:00,003	1	6	<u>1:02,623</u>
45	201	Sjoeborg, Jesper	SWE	Radne Motor AB	SWE	6	1:02,640	0:00,017	1	6	<u>1:02,640</u>
46	221	Van Berlo, Kay	NED	Hugo Motorsports	NED	6	1:02,644	0:00,004	1	6	<u>1:02,644</u>
47	234	Kverkild, Ruben	NOR	Pro-Karting	NOR	6	1:02,666	0:00,022	2	6	<u>1:02,666</u>
48	218	Takano, Yuta	JPN	Eiko Japan	JPN	6	1:02,670	0:00,004	2	6	<u>1:02,670</u>
49	231	Tuominen, Rasmus	FIN	Kohtala Sports	FIN	6	1:02,681	0:00,011	1	6	<u>1:02,681</u>
50	203	White, Josh	GBR	Coles Racing	GBR	5	1:02,682	0:00,001	1	5	<u>1:02,682</u>
51	242	Ritter, Kellen	CAN	SRA Karting International Inc	CAN	6	1:02,702	0:00,020	2	6	<u>1:02,702</u>
52	235	Brooks, Christian	USA	Maxspeed Group	USA	6	1:02,704	0:00,002	1	6	<u>1:02,704</u>
53	238	Fridell, Rasmus	SWE	Radne Motor AB	SWE	6	1:02,720	0:00,016	2	6	<u>1:02,720</u>
54	209	Thompson, Alain Delon	RSA	Alan Thompson	RSA	5	1:02,833	0:00,113	1	5	<u>1:02,833</u>
55	243	Donnelly, Gary	IRL	Strawberry Racing	GBR	6	1:02,916	0:00,083	1	6	<u>1:02,916</u>
56	255	Fourquemin, Paul	FRA	Fourquemin Paul	FRA	6	1:02,940	0:00,024	1	6	<u>1:02,940</u>
57	268	Peroni, Giulio	UAE	Al Ain Raceway	UAE	6	1:02,976	0:00,036	2	6	<u>1:02,976</u>
58	253	Skelton, Josh	GBR	Coles Racing	GBR	6	1:02,990	0:00,014	1	6	<u>1:02,990</u>
59	205	Craig, Jake	USA	Maxspeed Group	USA	6	1:03,001	0:00,011	1	6	<u>1:03,001</u>
60	212	Salhi, Sofiane	ALG	Salhi Sofiane	ALG	7	1:03,005	0:00,004	2	7	<u>1:03,005</u>
61	207	Cunha, Joao	BRA	Mach 5 Karting	BRA	5	1:03,050	0:00,045	1	5	<u>1:03,050</u>
62	237	Gonzalez Alcant, Javier	MEX	Roberto Elizondo	MEX	6	1:03,065	0:00,015	1	6	<u>1:03,065</u>
63	252	Mcconnell, Jack	IRL	Mcconnell Jack	GBR	6	1:03,077	0:00,012	2	6	<u>1:03,077</u>
64	217	Englert, Maximilian	PAR	Mach 5 Karting	BRA	6	1:03,083	0:00,006	1	6	<u>1:03,083</u>
65	259	Matejcek, Jiri	CZE	JM-Kart Klub V ACR	CZE	7	1:03,111	0:00,028	1	7	<u>1:03,111</u>
66	251	Mc Carthy, Jack	GBR	Stawberry Racing	GBR	6	1:03,125	0:00,014	1	6	<u>1:03,125</u>
67	250	Rizk, Christophe	LIB	Azimat Automotive Sal	LIB	6	1:03,171	0:00,046	2	6	<u>1:03,171</u>
68	239	Mettetal, Thomas	FRA	Mettetal Thomas	FRA	6	1:03,174	0:00,003	1	6	<u>1:03,174</u>
69	270	Dias, Joshua	RSA	Herder Dias	RSA	6	1:03,347	0:00,173	2	6	<u>1:03,347</u>
70	215	Gamberini, Pablo Antonio	CHI	Sodi Kart Italia SKR	ITA	6	1:03,441	0:00,094	1	6	<u>1:03,441</u>
71	269	Hayek, Tarek	EGY	Ghibli Raceway Egypt	EGY	6	1:04,555	0:01,114	1	6	<u>1:04,555</u>

Clerk of the Course: R.Brito/R.Moselli/L.Azevedo/M.Branco Race-Control:T.Lainer Race director:N.Edwards

Stewards: R.Norbury / M.Guignard / L.Roby / P.Lackman / V.Sousa / N.Giorgione

Scrutineer: P.Klaassen / E.Salmon / F.Loeur / R.Jafer / J.M. Ruhani / R.Roberio

Time Keeping: KART-DATA timing service Franz Schiesler / Martin Summerer

Qualifying Practice 125 MAX even Numbers

**NEU - NEW**

Strecke / track: 1531m

started: 36 classified: 36 not classified: 0

Doc. 7.1

Pos	Str. Nr.	Fahrer Driver	Nation	Entrant	Nation	Runden Laps	Gesamtzeit Differenz	Abstand Gap	beste Runde best Lap	in R. in L.	o Geschw. o Speed
1	220	Novak, Mario	AUT	Peter Kalman	AUT	6			1:01,735	4	89,3 km/h
2	206	Mavlanov, Denis	RUS	Andriychuk Vladimir	RUS	6	0:00,182	0:00,182	1:01,917	4	89,0 km/h
3	210	Szabo, Nikolas	SVK	Kart One Arena Racing Team	SVK	6	0:00,201	0:00,019	1:01,936	5	89,0 km/h
4	222	Renaudin, Adrien	FRA	Patrice Renaudin	FRA	6	0:00,282	0:00,081	1:02,017	3	88,9 km/h
5	236	Gonzalez Giarde, Javier	MEX	Roberto Elizondo	MEX	6	0:00,291	0:00,009	1:02,026	5	88,9 km/h
6	244	Van Parijs, Glenn	BEL	Van Parijs Glenn	BEL	6	0:00,309	0:00,018	1:02,044	6	88,8 km/h
7	246	Roovers, Noah	BEL	Daems Racing Team	BEL	6	0:00,348	0:00,039	1:02,083	4	88,8 km/h
8	272	Warge, Felix	BEL	Icepol Racing Team	BEL	6	0:00,353	0:00,005	1:02,088	5	88,8 km/h
9	254	Bezel, Petr	CZE	Petr Bezel	CZE	6	0:00,374	0:00,021	1:02,109	5	88,7 km/h
10	258	Rosate, Joao	BRA	Mach 5 Karting	BRA	6	0:00,419	0:00,045	1:02,154	4	88,7 km/h
11	264	Dreyspring, Christopher	GER	VPDR	AUT	6	0:00,429	0:00,010	1:02,164	3	88,7 km/h
12	226	Di Leo, Marco	CAN	SRA Karting International Inc	CAN	6	0:00,438	0:00,009	1:02,173	5	88,6 km/h
13	230	Gillis, Cody	AUS	International Karting Distribution	AUS	6	0:00,466	0:00,028	1:02,201	5	88,6 km/h
14	248	Saganas, Christos	GRE	Saganas Team	GRE	6	0:00,481	0:00,015	1:02,216	4	88,6 km/h
15	266	Kotyk, Felix	AUT	VPDR	AUT	6	0:00,496	0:00,015	1:02,231	4	88,6 km/h
16	262	Darder, Francisco	ARG	Darder Francisco	ARG	7	0:00,499	0:00,003	1:02,234	5	88,6 km/h
17	232	Sario, Robin	FIN	Kohtala Sports	FIN	6	0:00,555	0:00,056	1:02,290	5	88,5 km/h
18	224	Ferro, Diego	PER	Racing Components	COL	7	0:00,595	0:00,040	1:02,330	5	88,4 km/h
19	240	De Bonis, Ramiro	ARG	Jorge De Bonis	ARG	6	0:00,607	0:00,012	1:02,342	6	88,4 km/h
20	214	Schoell, Nicolas	AUT	Strawberry Racing	GBR	6	0:00,639	0:00,032	1:02,374	5	88,4 km/h
21	256	Andreasen, Lasse	DEN	Carsten Andreasen	DEN	6	0:00,639	0:00,000	1:02,374	6	88,4 km/h
22	202	Schwiter, Jan	SUI	Kart-Club Oerlikon	SUI	7	0:00,651	0:00,012	1:02,386	7	88,3 km/h
23	204	Fife, Joshua	AUS	International Karting Distribution	AUS	6	0:00,658	0:00,007	1:02,393	5	88,3 km/h
24	216	Mizuno, Koki	JPN	Eiko Japan	JPN	6	0:00,676	0:00,018	1:02,411	6	88,3 km/h
25	228	Mazzaferro, Gianfranco	CAN	SRA Karting International Inc	CAN	6	0:00,720	0:00,044	1:02,455	3	88,2 km/h
26	208	Kim, Kang Du	KOR	Pino Kart Racing	KOR	7	0:00,741	0:00,021	1:02,476	5	88,2 km/h
27	260	Runic, Pierre	BIH	Sportstil Akk	SLO	6	0:00,751	0:00,010	1:02,486	4	88,2 km/h
28	234	Kverkild, Ruben	NOR	Pro-Karting	NOR	6	0:00,931	0:00,180	1:02,666	4	88,0 km/h
29	218	Takano, Yuta	JPN	Eiko Japan	JPN	6	0:00,935	0:00,004	1:02,670	5	87,9 km/h
30	242	Ritter, Kellen	CAN	SRA Karting International Inc	CAN	6	0:00,967	0:00,032	1:02,702	5	87,9 km/h
31	238	Fridell, Rasmus	SWE	Radne Motor AB	SWE	6	0:00,985	0:00,018	1:02,720	4	87,9 km/h
32	268	Peroni, Giulio	UAE	Al Ain Raceway	UAE	6	0:01,241	0:00,256	1:02,976	5	87,5 km/h
33	212	Salhi, Sofiane	ALG	Salhi Sofiane	ALG	7	0:01,270	0:00,029	1:03,005	5	87,5 km/h
34	252	Mcconnell, Jack	IRL	Mcconnell Jack	GBR	6	0:01,342	0:00,072	1:03,077	3	87,4 km/h
35	250	Rizk, Christophe	LIB	Azimut Automotive Sal	LIB	6	0:01,436	0:00,094	1:03,171	6	87,2 km/h
36	270	Dias, Joshua	RSA	Herder Dias	RSA	6	0:01,612	0:00,176	1:03,347	6	87,0 km/h

StNr. 212,268 Frontfaring fast Lap Canceled

Clerk of the Course: R.Brito/R.Moselli/L.Azevedo/M.Branco Race-Control:T.Lainer Race director:N.Edward:  
 Stewards: R.Norbury / M.Guignard / L.Roby / P.Lackman / V.Sousa / N.Giorgione  
 Scrutineer: P.Klaassen / E.Salmon / F.Loer / R.Jafer / J.M. Ruhani / R.Roberio  
 Time Keeping: KART-DATA timing service Franz Schieszler / Martin Summerer

Zeitnahme / timekeeping  
 control  
  
 Franz Schieszler  
 gedruckt um / printed at: 13:19:29



# RESULTS GRAND FINALS 2016

## SARNO / ITALY, OCT. 15 - 22



### Qualifying Practice 125 MAX even Numbers

Strecke / track: 1531

started: 36

classified: 36

not classified: 0

Fahrername Driver	Novak Mario	Mavlanov Denis	Szabo Nikolas	Renaudin Adrien	Giarde Javier	Van Parijs Glenn	Roovers Noah	Warge Felix	Bezel Petr	Rosate Joao	Dreyspring Christopher	Di Leo Marco
schnellste Runde in Runde	1:01,735 Rn. 4	1:01,917 Rn. 4	1:01,936 Rn. 5	1:02,017 Rn. 3	1:02,026 Rn. 5	1:02,044 Rn. 6	1:02,083 Rn. 4	1:02,088 Rn. 5	1:02,109 Rn. 5	1:02,154 Rn. 4	1:02,164 Rn. 3	1:02,173 Rn. 5
Speed	89,3 km/h	89,0 km/h	89,0 km/h	88,9 km/h	88,9 km/h	88,8 km/h	88,8 km/h	88,8 km/h	88,7 km/h	88,7 km/h	88,7 km/h	88,6 km/h
Lap 1	1:06,359	1:07,011	1:02,923	1:06,092	1:08,331	1:05,848	1:06,011	1:05,279	1:04,757	1:08,718	1:09,426	1:06,583
Lap 2	1:02,822	1:05,022	1:02,443	1:03,491	1:02,839	1:02,472	1:04,605	1:02,612	1:02,209	1:02,704	1:02,307	1:02,666
Lap 3	1:03,105	1:02,377	1:04,400	<u>1:02,017</u>	1:02,317	1:02,157	1:02,211	1:02,101	1:02,667	1:02,470	<u>1:02,164</u>	1:02,481
Lap 4	<u>1:01,735</u>	<u>1:01,917</u>	1:02,108	1:02,977	1:02,115	1:02,592	<u>1:02,083</u>	1:02,136	1:02,321	<u>1:02,154</u>	1:02,564	1:02,214
Lap 5	1:03,392	1:02,073	<u>1:01,936</u>	1:02,060	<u>1:02,026</u>	1:02,170	1:02,338	<u>1:02,088</u>	<u>1:02,109</u>	1:02,426	1:02,184	<u>1:02,173</u>
Lap 6	1:02,648	1:01,968	1:06,340	1:02,155	1:02,148	<u>1:02,044</u>	1:02,907	1:02,307	1:02,127	1:02,427	1:02,185	1:02,505
Lap 7												



# RESULTS GRAND FINALS 2016

## SARNO / ITALY, OCT. 15 - 22



### Qualifying Practice 125 MAX even Numbers

Strecke / track: 1531

started: 36

classified: 36

not classified: 0

Fahrername Driver	Gillis Cody	Saganas Christos	Kotyk Felix	Darder Francisco	Sario Robin	Ferro Diego	De Bonis Ramiro	Schoell Nicolas	Andreasen Lasse	Schwitter Jan	Fife Joshua	Mizuno Koki
schnellste Runde in Runde	1:02,201 Rn. 5	1:02,216 Rn. 4	1:02,231 Rn. 4	1:02,234 Rn. 5	1:02,290 Rn. 5	1:02,330 Rn. 5	1:02,342 Rn. 6	1:02,374 Rn. 5	1:02,374 Rn. 6	1:02,386 Rn. 7	1:02,393 Rn. 5	1:02,411 Rn. 6
Speed	88,6 km/h	88,6 km/h	88,6 km/h	88,6 km/h	88,5 km/h	88,4 km/h	88,4 km/h	88,4 km/h	88,4 km/h	88,3 km/h	88,3 km/h	88,3 km/h
Lap 1	1:03,843	1:04,402	1:08,291	1:03,863	1:04,034	1:03,603	1:05,049	1:08,537	1:07,142	1:16,616	1:04,095	1:27,772
Lap 2	1:02,767	1:02,737	1:02,687	1:02,802	1:03,542	1:03,690	1:03,422	1:02,563	1:02,850	1:03,439	1:03,069	1:02,972
Lap 3	1:02,997	1:04,135	1:03,041	1:02,277	1:02,596	1:02,815	1:03,350	1:02,433	1:02,474	1:03,411	1:03,373	1:03,085
Lap 4	1:04,074	<u>1:02,216</u>	<u>1:02,231</u>	1:02,271	1:07,082	1:02,432	1:03,808	1:02,802	1:03,036	1:03,257	1:02,617	1:02,985
Lap 5	<u>1:02,201</u>	1:02,230	1:02,354	<u>1:02,234</u>	<u>1:02,290</u>	<u>1:02,330</u>	1:03,000	<u>1:02,374</u>	1:02,491	1:02,644	<u>1:02,393</u>	1:02,624
Lap 6	1:04,177	1:03,396	1:02,559	1:02,558	1:02,389	1:02,686	<u>1:02,342</u>	1:02,796	<u>1:02,374</u>	1:02,396	1:02,893	<u>1:02,411</u>
Lap 7				1:02,342		1:02,686				<u>1:02,386</u>		





# RESULTS GRAND FINALS 2016

## SARNO / ITALY, OCT. 15 - 22



### Qualifying Practice 125 MAX even Numbers

Strecke / track: 1531

started: 36

classified: 36

not classified: 0

Fahrername Driver	Mazzaferro Gianfranco	Kim Kang Du	Runic Pierre	Kverkild Ruben	Takano Yuta	Ritter Kellen	Fridell Rasmus	Peroni Giulio	Salhi Sofiane	Mcconnell Jack	Rizk Christophe	Dias Joshua
schnellste Runde in Runde	1:02,455 Rn. 3	1:02,476 Rn. 5	1:02,486 Rn. 4	1:02,666 Rn. 4	1:02,670 Rn. 5	1:02,702 Rn. 5	1:02,720 Rn. 4	1:02,976 Rn. 5	1:03,005 Rn. 5	1:03,077 Rn. 3	1:03,171 Rn. 6	1:03,347 Rn. 6
Speed	88,2 km/h	88,2 km/h	88,2 km/h	88,0 km/h	87,9 km/h	87,9 km/h	87,9 km/h	87,5 km/h	87,5 km/h	87,4 km/h	87,2 km/h	87,0 km/h
Lap 1	1:09,181	1:04,838	1:04,983	1:03,419	1:08,289	1:06,236	1:03,967	1:04,847	1:06,587	1:04,864	1:04,841	1:05,573
Lap 2	1:02,654	1:04,206	1:03,189	1:02,975	1:03,510	1:03,366	1:02,787	1:03,440	1:03,751	1:05,303	1:03,768	1:04,445
Lap 3	<u>1:02,455</u>	1:03,301	1:02,621	1:03,250	1:02,878	1:04,013	1:03,594	1:04,128	1:03,371	<u>1:03,077</u>	1:03,264	1:03,556
Lap 4	1:02,556	1:02,745	<u>1:02,486</u>	<u>1:02,666</u>	1:02,895	1:02,746	<u>1:02,720</u>	1:03,717	1:03,387	1:04,302	1:03,271	1:03,943
Lap 5	1:02,516	<u>1:02,476</u>	1:08,429	1:02,843	<u>1:02,670</u>	<u>1:02,702</u>	1:03,773	<u>1:02,976</u>	<u>1:03,005</u>	1:03,430	1:09,974	1:03,716
Lap 6	1:02,587	1:02,487	1:02,965	1:03,464	1:03,855	1:04,929	1:04,557	(1:02,856)	1:03,257	1:03,537	<u>1:03,171</u>	<u>1:03,347</u>
Lap 7		1:02,667							(1:02,573)			



## Qualifying Practice 125 MAX even Numbers

### Beste Rundenzeiten / best lap times

Strecke / track: 1531m

Pos	Race Pos.	Str. Nr.	Fahrer driver	Vorname	NAT	Rundenzeit lap time	in R. in lap	Differenz gap first	Abstand gap	Ø Geschw. Ø speed
1	1	220	Novak	Mario	AUT	1:01,735	4			89,3 km/h
2	2	206	Mavlanov	Denis	RUS	1:01,917	4	0:00,182	0:00,182	89,0 km/h
3	3	210	Szabo	Nikolas	SVK	1:01,936	5	0:00,201	0:00,019	89,0 km/h
4	2	206	Mavlanov	Denis	RUS	1:01,968	6	0:00,233	0:00,032	88,9 km/h
5	4	222	Renaudin	Adrien	FRA	1:02,017	3	0:00,282	0:00,049	88,9 km/h
6	5	236	Gonzalez Giarde	Javier	MEX	1:02,026	5	0:00,291	0:00,009	88,9 km/h
7	6	244	Van Parijs	Glenn	BEL	1:02,044	6	0:00,309	0:00,018	88,8 km/h
8	4	222	Renaudin	Adrien	FRA	1:02,060	5	0:00,325	0:00,016	88,8 km/h
9	2	206	Mavlanov	Denis	RUS	1:02,073	5	0:00,338	0:00,013	88,8 km/h
10	7	246	Roovers	Noah	BEL	1:02,083	4	0:00,348	0:00,010	88,8 km/h
11	8	272	Warge	Felix	BEL	1:02,088	5	0:00,353	0:00,005	88,8 km/h
12	8	272	Warge	Felix	BEL	1:02,101	3	0:00,366	0:00,013	88,8 km/h
13	3	210	Szabo	Nikolas	SVK	1:02,108	4	0:00,373	0:00,007	88,7 km/h
14	9	254	Bezel	Petr	CZE	1:02,109	5	0:00,374	0:00,001	88,7 km/h
15	5	236	Gonzalez Giarde	Javier	MEX	1:02,115	4	0:00,380	0:00,006	88,7 km/h
16	9	254	Bezel	Petr	CZE	1:02,127	6	0:00,392	0:00,012	88,7 km/h
17	8	272	Warge	Felix	BEL	1:02,136	4	0:00,401	0:00,009	88,7 km/h
18	5	236	Gonzalez Giarde	Javier	MEX	1:02,148	6	0:00,413	0:00,012	88,7 km/h
19	10	258	Rosate	Joao	BRA	1:02,154	4	0:00,419	0:00,006	88,7 km/h
20	4	222	Renaudin	Adrien	FRA	1:02,155	6	0:00,420	0:00,001	88,7 km/h

Qualifying Practice 125 MAX odd Numbers

**NEU - NEW**

Strecke / track: 1531m

started: 35 classified: 35 not classified: 0

Doc. 6.1

Pos	Str. Nr.	Fahrer Driver	Nation	Entrant	Nation	Runden Laps	Gesamtzeit Differenz	Abstand Gap	beste Runde best Lap	in R. in L.	o Geschw. o Speed
1	241	Welezinski, Wiktor	POL	KMS	POL	6			1:02,277	5	88,5 km/h
2	263	Laghi, Filippo	ITA	Laghi Filippo	ITA	6	0:00,017	0:00,017	1:02,294	6	88,5 km/h
3	247	Besler, Berkay	TUR	Besler Mehmet	TUR	5	0:00,032	0:00,015	1:02,309	4	88,5 km/h
4	265	Tancredi, Rocco	ITA	Salvatore Tancredi	ITA	6	0:00,055	0:00,023	1:02,332	6	88,4 km/h
5	213	Christian, Silvano	INA	KRS Motorsports	MAS	7	0:00,127	0:00,072	1:02,404	6	88,3 km/h
6	271	Trombelli, Alessandro	ITA	KR Sport	ITA	5	0:00,153	0:00,026	1:02,430	5	88,3 km/h
7	227	Mccaughan, Coltin	CAN	SRA Karting International Inc	CAN	7	0:00,180	0:00,027	1:02,457	5	88,2 km/h
8	223	Ibanez, Lluç	ESP	Binakart	ESP	5	0:00,199	0:00,019	1:02,476	4	88,2 km/h
9	233	Travnikov, Sergei	RUS	Andriychuk Vladimir	RUS	7	0:00,204	0:00,005	1:02,481	5	88,2 km/h
10	225	Claman-Demelo, Zachary	CAN	SRA Karting International Inc	CAN	5	0:00,243	0:00,039	1:02,520	5	88,2 km/h
11	267	Pook, Pasqual	UAE	Al Ain Raceway	UAE	6	0:00,251	0:00,008	1:02,528	4	88,1 km/h
12	229	Drysdale, Dylan	NZL	Drysdale Dylan	NZL	7	0:00,268	0:00,017	1:02,545	6	88,1 km/h
13	249	Kivi, Kairo	EST	TGT Racing	EST	7	0:00,277	0:00,009	1:02,554	5	88,1 km/h
14	211	Pratama, M Ferrel	INA	KRS Motorsports	MAS	7	0:00,289	0:00,012	1:02,566	1	88,1 km/h
15	261	Borlido, Bruno	POR	Borlido Bruno	POR	6	0:00,342	0:00,053	1:02,619	4	88,0 km/h
16	219	Vincze, Adam	HUN	Top-Motorsport Egysulet	HUN	5	0:00,343	0:00,001	1:02,620	5	88,0 km/h
17	245	Dina, Alexandru Const	ROU	Road Runner Racing Team	ROU	6	0:00,346	0:00,003	1:02,623	4	88,0 km/h
18	201	Sjoeborg, Jesper	SWE	Radne Motor AB	SWE	6	0:00,363	0:00,017	1:02,640	4	88,0 km/h
19	221	Van Berlo, Kay	NED	Hugo Motorsports	NED	6	0:00,367	0:00,004	1:02,644	4	88,0 km/h
20	231	Tuominen, Rasmus	FIN	Kohtala Sports	FIN	6	0:00,404	0:00,037	1:02,681	5	87,9 km/h
21	203	White, Josh	GBR	Coles Racing	GBR	5	0:00,405	0:00,001	1:02,682	4	87,9 km/h
22	235	Brooks, Christian	USA	Maxspeed Group	USA	6	0:00,427	0:00,022	1:02,704	5	87,9 km/h
23	209	Thompson, Alain Delon	RSA	Alan Thompson	RSA	5	0:00,556	0:00,129	1:02,833	5	87,7 km/h
24	243	Donnelly, Gary	IRL	Strawberry Racing	GBR	6	0:00,639	0:00,083	1:02,916	5	87,6 km/h
25	255	Fourquemin, Paul	FRA	Fourquemin Paul	FRA	6	0:00,663	0:00,024	1:02,940	3	87,6 km/h
26	253	Skelton, Josh	GBR	Coles Racing	GBR	6	0:00,713	0:00,050	1:02,990	4	87,5 km/h
27	205	Craig, Jake	USA	Maxspeed Group	USA	6	0:00,724	0:00,011	1:03,001	6	87,5 km/h
28	207	Cunha, Joao	BRA	Mach 5 Karting	BRA	5	0:00,773	0:00,049	1:03,050	4	87,4 km/h
29	237	Gonzalez Alcant, Javier	MEX	Roberto Elizondo	MEX	6	0:00,788	0:00,015	1:03,065	5	87,4 km/h
30	217	Englert, Maximilian	PAR	Mach 5 Karting	BRA	6	0:00,806	0:00,018	1:03,083	5	87,4 km/h
31	259	Matejcek, Jiri	CZE	JM-Kart Klub V ACR	CZE	7	0:00,834	0:00,028	1:03,111	3	87,3 km/h
32	251	McCarthy, Jack	GBR	Stawberry Racing	GBR	6	0:00,848	0:00,014	1:03,125	4	87,3 km/h
33	239	Mettetel, Thomas	FRA	Mettetel Thomas	FRA	6	0:00,897	0:00,049	1:03,174	4	87,2 km/h
34	215	Gamberini, Pablo Antonio	CHI	Sodi Kart Italia SKR	ITA	6	0:01,164	0:00,267	1:03,441	4	86,9 km/h
35	269	Hayek, Tarek	EGY	Ghibli Raceway Egypt	EGY	6	0:02,278	0:01,114	1:04,555	4	85,4 km/h

SiNr. 207 Frontfiring fast Lap Canceled

Clerk of the Course: R.Brito/R.Moselli/L.Azevedo/M.Branco Race-Control:T.Lainer Race director:N.Edward:

Stewards: R.Norbury / M.Guignard / L.Roby / P.Lackman / V.Sousa / N.Giorgione

Scrutineer: P.Klaassen / E.Salmon / F.Loer / R.Jafer / J.M. Ruhani / R.Roberio

Time Keeping: KART-DATA timing service Franz Schieszler / Martin Summerer

Zeitinahme / timekeeping

control   
Franz Schieszler

gedruckt um / printed at: 13:21:16



# RESULTS GRAND FINALS 2016

## SARNO / ITALY, OCT. 15 - 22



### Qualifying Practice 125 MAX odd Numbers

Strecke / track: 1531

started: 35

classified: 35

not classified: 0

Fahrername Driver	Welezinski Wiktor	Laghi Filippo	Besler Berkay	Tancredi Rocco	Christian Silvano	Trombelli Alessandro	Mccaughan Coltin	Ibanez Lluc	Travnikov Sergei	Demelo Zachary	Pook Pasqual	Drysdale Dylan
schnellste Runde in Runde	1:02,277 Rn. 5	1:02,294 Rn. 6	1:02,309 Rn. 4	1:02,332 Rn. 6	1:02,404 Rn. 6	1:02,430 Rn. 5	1:02,457 Rn. 5	1:02,476 Rn. 4	1:02,481 Rn. 5	1:02,520 Rn. 5	1:02,528 Rn. 4	1:02,545 Rn. 6
Speed	88,5 km/h	88,5 km/h	88,5 km/h	88,4 km/h	88,3 km/h	88,3 km/h	88,2 km/h	88,2 km/h	88,2 km/h	88,2 km/h	88,1 km/h	88,1 km/h
Lap 1	1:04,187	1:09,562	1:04,544	1:03,306	1:03,642	1:10,164	1:03,635	1:05,144	1:04,660	1:03,975	1:07,333	1:03,571
Lap 2	1:05,513	1:04,607	1:03,148	1:02,890	1:03,193	1:05,186	1:05,731	1:03,396	1:03,239	1:04,612	1:03,874	1:04,162
Lap 3	1:03,253	1:02,902	1:02,589	1:07,078	1:03,439	1:02,787	1:05,383	1:02,967	1:02,925	1:02,983	1:03,947	1:02,759
Lap 4	1:02,983	1:03,511	<u>1:02,309</u>	1:06,280	1:03,589	1:02,870	1:03,928	<u>1:02,476</u>	1:03,350	1:02,564	<u>1:02,528</u>	1:02,866
Lap 5	<u>1:02,277</u>	1:03,210	1:02,448	1:03,678	1:03,189	<u>1:02,430</u>	<u>1:02,457</u>	1:02,549	<u>1:02,481</u>	<u>1:02,520</u>	1:03,046	1:02,567
Lap 6	1:04,177	<u>1:02,294</u>		<u>1:02,332</u>	<u>1:02,404</u>		1:02,598		1:02,856		1:04,514	<u>1:02,545</u>
Lap 7					1:02,751		1:02,880		1:02,702			1:02,718



# RESULTS GRAND FINALS 2016

## SARNO / ITALY, OCT. 15 - 22



### Qualifying Practice 125 MAX odd Numbers

Strecke / track: 1531

started: 35

classified: 35

not classified: 0

Fahrername Driver	Kivi Kairo	Pratama M Ferrel	Borlido Bruno	Vincze Adam	Dina Alexandru Const	Sjoeberg Jesper	Van Berlo Kay	Tuominen Rasmus	White Josh	Brooks Christian	Thompson Alain Delon	Donnelly Gary
schnellste Runde in Runde	1:02,554 Rn. 5	1:02,566 Rn. 1	1:02,619 Rn. 4	1:02,620 Rn. 5	1:02,623 Rn. 4	1:02,640 Rn. 4	1:02,644 Rn. 4	1:02,681 Rn. 5	1:02,682 Rn. 4	1:02,704 Rn. 5	1:02,833 Rn. 5	1:02,916 Rn. 5
Speed	88,1 km/h	88,1 km/h	88,0 km/h	88,0 km/h	88,0 km/h	88,0 km/h	88,0 km/h	87,9 km/h	87,9 km/h	87,9 km/h	87,7 km/h	87,6 km/h
Lap 1	1:03,209	<u>1:02,566</u>	1:04,756	1:07,678	1:04,821	1:02,661	1:06,257	1:06,344	1:04,725	1:02,962	1:07,993	1:04,442
Lap 2	1:03,388	1:02,866	1:07,131	1:03,646	1:03,972	1:02,814	1:05,582	1:03,940	1:08,999	1:03,665	1:03,705	1:03,688
Lap 3	1:03,044	1:03,002	1:03,639	1:03,343	1:03,443	1:03,839	1:04,254	1:02,958	1:03,234	1:03,017	1:02,954	1:03,805
Lap 4	1:03,897	1:02,892	<u>1:02,619</u>	1:04,223	<u>1:02,623</u>	<u>1:02,640</u>	<u>1:02,644</u>	1:03,294	<u>1:02,682</u>	1:03,425	1:03,449	1:04,620
Lap 5	<u>1:02,554</u>	1:04,612	1:02,951	<u>1:02,620</u>	1:06,308	1:02,839	1:03,853	<u>1:02,681</u>	1:02,690	<u>1:02,704</u>	<u>1:02,833</u>	<u>1:02,916</u>
Lap 6	1:04,046	1:02,753	1:15,933		1:03,258	1:03,740	1:03,080	1:07,420		1:03,236		1:06,546
Lap 7	1:02,944	1:03,316										



# RESULTS GRAND FINALS 2016

## SARNO / ITALY, OCT. 15 - 22



### Qualifying Practice 125 MAX odd Numbers

Strecke / track: 1531 started: 35 classified: 35 not classified: 0

Fahrername Driver	Fourquemin Paul	Skelton Josh	Craig Jake	Cunha Joao	Gonzalez Alcant Javier	Englert Maximilian	Matejcek Jiri	Mc Carthy Jack	Mettetal Thomas	Gamberini Pablo Antonio	Hayek Tarek	
schnellste Runde in Runde	1:02,940 Rn. 3	1:02,990 Rn. 4	1:03,001 Rn. 6	1:03,050 Rn. 4	1:03,065 Rn. 5	1:03,083 Rn. 5	1:03,111 Rn. 3	1:03,125 Rn. 4	1:03,174 Rn. 4	1:03,441 Rn. 4	1:04,555 Rn. 4	
Speed	87,6 km/h	87,5 km/h	87,5 km/h	87,4 km/h	87,4 km/h	87,4 km/h	87,3 km/h	87,3 km/h	87,2 km/h	86,9 km/h	85,4 km/h	
Lap 1	1:07,156	1:06,308	1:03,386	1:04,511	1:03,939	1:03,855	1:03,364	1:09,095	1:04,211	1:04,522	1:05,455	
Lap 2	1:03,843	1:07,804	1:03,302	1:03,140	1:03,748	1:05,099	1:03,310	1:04,951	1:03,652	1:04,417	1:19,440	
Lap 3	<u>1:02,940</u>	1:03,595	1:03,381	1:03,797	1:09,160	1:03,910	<u>1:03,111</u>	1:03,343	1:03,707	1:03,664	1:05,881	
Lap 4	1:03,159	<u>1:02,990</u>	1:03,020	<u>1:03,050</u>	1:04,948	1:03,487	1:04,168	<u>1:03,125</u>	<u>1:03,174</u>	<u>1:03,441</u>	<u>1:04,555</u>	
Lap 5	1:10,154	1:04,625	1:04,917	(1:02,815)	<u>1:03,065</u>	<u>1:03,083</u>	1:03,747	1:08,129	1:03,197	1:06,255	1:04,627	
Lap 6	1:03,198	1:03,873	<u>1:03,001</u>		1:04,186	1:03,298	1:03,206	1:03,991	1:03,549	1:03,965	1:05,046	
Lap 7							1:03,572					



## Qualifying Practice 125 MAX odd Numbers

### Beste Rundenzeiten / best laptimes

Strecke / track: 1531m

Pos	Race Pos.	Str. Nr.	Fahrer driver	Vorname	NAT	Rundenzeit lap time	in R. in lap	Differenz gap first	Abstand gap	Ø Geschw. Ø speed
1	1	241	Welezinski	Wiktor	POL	1:02,277	5			88,5 km/h
2	2	263	Laghi	Filippo	ITA	1:02,294	6	0:00,017	0:00,017	88,5 km/h
3	3	247	Besler	Berkay	TUR	1:02,309	4	0:00,032	0:00,015	88,5 km/h
4	4	265	Tancredi	Rocco	ITA	1:02,332	6	0:00,055	0:00,023	88,4 km/h
5	5	213	Christian	Silvano	INA	1:02,404	6	0:00,127	0:00,072	88,3 km/h
6	6	271	Trombelli	Alessandro	ITA	1:02,430	5	0:00,153	0:00,026	88,3 km/h
7	3	247	Besler	Berkay	TUR	1:02,448	5	0:00,171	0:00,018	88,3 km/h
8	7	227	Mccaughan	Coltin	CAN	1:02,457	5	0:00,180	0:00,009	88,2 km/h
9	8	223	Ibanez	Lluc	ESP	1:02,476	4	0:00,199	0:00,019	88,2 km/h
10	9	233	Travnikov	Sergei	RUS	1:02,481	5	0:00,204	0:00,005	88,2 km/h
11	10	225	Claman-Demelo	Zachary	CAN	1:02,520	5	0:00,243	0:00,039	88,2 km/h
12	11	267	Pook	Pasqual	UAE	1:02,528	4	0:00,251	0:00,008	88,1 km/h
13	12	229	Drysdale	Dylan	NZL	1:02,545	6	0:00,268	0:00,017	88,1 km/h
14	8	223	Ibanez	Lluc	ESP	1:02,549	5	0:00,272	0:00,004	88,1 km/h
15	13	249	Kivi	Kairo	EST	1:02,554	5	0:00,277	0:00,005	88,1 km/h
16	10	225	Claman-Demelo	Zachary	CAN	1:02,564	4	0:00,287	0:00,010	88,1 km/h
17	14	211	Pratama	M Ferrel	INA	1:02,566	1	0:00,289	0:00,002	88,1 km/h
18	12	229	Drysdale	Dylan	NZL	1:02,567	5	0:00,290	0:00,001	88,1 km/h
19	3	247	Besler	Berkay	TUR	1:02,589	3	0:00,312	0:00,022	88,1 km/h
20	7	227	Mccaughan	Coltin	CAN	1:02,598	6	0:00,321	0:00,009	88,0 km/h

### Non Qualifying Practice 5 125 MAX even Numbers

Strecke / track: 1531m

started: 35 classified: 35 not classified: 0

Doc. 6

Pos	Str. Nr.	Fahrer Driver	Nation	Entrant	Nation	Runden Laps	Gesamtzeit Differenz	Abstand Gap	beste Runde best Lap	in R. in L.	o Geschw. o Speed
1	272	Warge, Felix	BEL	Icepel Racing Team	BEL	7			1:13,012	7	75,5 km/h
2	264	Dreyspring, Christopher	GER	VPDR	AUT	8	0:00,269	0:00,269	1:13,281	8	75,2 km/h
3	254	Bezel, Petr	CZE	Petr Bezel	CZE	7	0:00,326	0:00,057	1:13,338	7	75,2 km/h
4	234	Kverkild, Ruben	NOR	Pro-Karting	NOR	7	0:00,488	0:00,162	1:13,500	6	75,0 km/h
5	214	Schoell, Nicolas	AUT	Strawberry Racing	GBR	7	0:00,819	0:00,331	1:13,831	7	74,7 km/h
6	218	Takano, Yuta	JPN	Eiko Japan	JPN	7	0:01,220	0:00,401	1:14,232	6	74,2 km/h
7	206	Mavlanov, Denis	RUS	Andriychuk Vladimir	RUS	7	0:01,291	0:00,071	1:14,303	7	74,2 km/h
8	238	Fridell, Rasmus	SWE	Radne Motor AB	SWE	7	0:01,429	0:00,138	1:14,441	5	74,0 km/h
9	250	Rizk, Christophe	LIB	Azimet Automotive Sal	LIB	6	0:01,460	0:00,031	1:14,472	6	74,0 km/h
10	202	Schwiter, Jan	SUI	Kart-Club Oerlikon	SUI	7	0:01,480	0:00,020	1:14,492	7	74,0 km/h
11	204	Fife, Joshua	AUS	International Karting Distribution	AUS	7	0:01,584	0:00,104	1:14,596	7	73,9 km/h
12	232	Sario, Robin	FIN	Kohtala Sports	FIN	7	0:01,701	0:00,117	1:14,713	7	73,8 km/h
13	236	Gonzalez Giarde, Javier	MEX	Roberto Elizondo	MEX	6	0:01,725	0:00,024	1:14,737	6	73,7 km/h
14	230	Gillis, Cody	AUS	International Karting Distribution	AUS	7	0:01,731	0:00,006	1:14,743	5	73,7 km/h
15	256	Andreasen, Lasse	DEN	Carsten Andreasen	DEN	6	0:01,746	0:00,015	1:14,758	3	73,7 km/h
16	224	Ferro, Diego	PER	Racing Components	COL	7	0:01,845	0:00,099	1:14,857	6	73,6 km/h
17	252	Mcconnell, Jack	IRL	Mcconnell Jack	GBR	7	0:01,944	0:00,099	1:14,956	7	73,5 km/h
18	220	Novak, Mario	AUT	Peter Kalman	AUT	6	0:02,078	0:00,134	1:15,090	6	73,4 km/h
19	240	De Bonis, Ramiro	ARG	Jorge De Bonis	ARG	7	0:02,096	0:00,018	1:15,108	6	73,4 km/h
20	222	Renaudin, Adrien	FRA	Patrice Renaudin	FRA	4	0:02,132	0:00,036	1:15,144	2	73,3 km/h
21	270	Dias, Joshua	RSA	Herder Dias	RSA	7	0:02,288	0:00,156	1:15,300	7	73,2 km/h
22	262	Darder, Francisco	ARG	Darder Francisco	ARG	7	0:02,327	0:00,039	1:15,339	7	73,2 km/h
23	260	Runic, Pierre	BIH	Sportstil Akk	SLO	7	0:02,475	0:00,148	1:15,487	5	73,0 km/h
24	216	Mizuno, Koki	JPN	Eiko Japan	JPN	7	0:02,616	0:00,141	1:15,628	7	72,9 km/h
25	248	Saganas, Christos	GRE	Saganas Team	GRE	7	0:02,668	0:00,052	1:15,680	4	72,8 km/h
26	242	Ritter, Kellen	CAN	SRA Karting International Inc	CAN	7	0:02,735	0:00,067	1:15,747	7	72,8 km/h
27	246	Roovers, Noah	BEL	Daems Racing Team	BEL	7	0:02,761	0:00,026	1:15,773	5	72,7 km/h
28	210	Szabo, Nikolas	SVK	Kart One Arena Racing Team	SVK	6	0:02,919	0:00,158	1:15,931	6	72,6 km/h
29	266	Kotyk, Felix	AUT	VPDR	AUT	6	0:02,988	0:00,069	1:16,000	5	72,5 km/h
30	244	Van Parijs, Glenn	BEL	Van Parijs Glenn	BEL	7	0:03,108	0:00,120	1:16,120	5	72,4 km/h
31	226	Di Leo, Marco	CAN	SRA Karting International Inc	CAN	7	0:03,160	0:00,052	1:16,172	6	72,4 km/h
32	258	Rosate, Joao	BRA	Mach 5 Karting	BRA	6	0:03,781	0:00,621	1:16,793	6	71,8 km/h
33	268	Peroni, Giulio	UAE	Al Ain Raceway	UAE	5	0:03,819	0:00,038	1:16,831	2	71,7 km/h
34	212	Salhi, Sofiane	ALG	Salhi Sofiane	ALG	7	0:04,203	0:00,384	1:17,215	5	71,4 km/h
35	208	Kim, Kang Du	KOR	Pino Kart Racing	KOR	6	0:05,113	0:00,910	1:18,125	1	70,5 km/h

Clerk of the Course: Ramiro Brito / R.Moselli / L.Azevedo / M.Branco Race-Control: Thomas Lainer Race director: Nigel Edwards

Stewards: Richard Norbury / Michel Guignard / Luis Roby / Philipp Lackman / Vitor Sousa / Nicola Giorgione

Scrutineer: Paul Klaassen / Ernie Salmon / Francois Loeur / Rizal Jaafer / Jefrie M. Ruhani / Ruju Roberio

Time Keeping: KART-DATA timing service Franz Schieszler / Martin Summerer





# RESULTS GRAND FINALS 2016

## SARNO / ITALY, OCT. 15 - 22



### Non Qualifying Practice 5 125 MAX even Numbers

Strecke / track: 1531 started: 35 classified: 35 not classified: 0

Fahrername Driver	Warge Felix	Dreyspring Christopher	Bezel Petr	Kverkild Ruben	Schoell Nicolas	Takano Yuta	Mavlanov Denis	Fridell Rasmus	Rizk Christophe	Schwitter Jan	Fife Joshua	Sario Robin
schnellste Runde in Runde	1:13,012 Rn. 7	1:13,281 Rn. 8	1:13,338 Rn. 7	1:13,500 Rn. 6	1:13,831 Rn. 7	1:14,232 Rn. 6	1:14,303 Rn. 7	1:14,441 Rn. 5	1:14,472 Rn. 6	1:14,492 Rn. 7	1:14,596 Rn. 7	1:14,713 Rn. 7
Speed	75,5 km/h	75,2 km/h	75,2 km/h	75,0 km/h	74,7 km/h	74,2 km/h	74,2 km/h	74,0 km/h	74,0 km/h	74,0 km/h	73,9 km/h	73,8 km/h
Lap 1	1:15,833	1:28,174	1:18,120	1:17,173	1:24,199	1:18,925	1:16,608	1:17,578	1:18,257	1:18,711	1:17,962	1:18,160
Lap 2	1:14,883	1:17,697	1:16,078	1:15,528	1:16,911	1:19,342	1:16,132	1:16,488	1:44,689	1:16,930	1:17,026	1:16,783
Lap 3	1:14,953	1:15,289	1:17,897	1:14,695	1:18,961	1:18,974	1:17,457	1:15,923	1:17,614	1:15,668	1:17,168	1:17,496
Lap 4	1:15,364	1:16,628	1:14,600	1:15,688	1:17,900	1:16,700	1:17,375	1:15,564	1:15,804	1:15,564	1:15,416	1:19,649
Lap 5	1:13,507	1:15,840	1:15,294	1:14,295	1:16,129	1:15,656	1:16,465	<u>1:14,441</u>	1:17,416	1:16,425	1:23,797	1:16,478
Lap 6	1:13,565	1:14,256	1:13,929	<u>1:13,500</u>	1:15,181	<u>1:14,232</u>	1:14,894	1:14,726	<u>1:14,472</u>	1:17,120	1:16,135	1:15,086
Lap 7	<u>1:13,012</u>	1:13,498	<u>1:13,338</u>	1:13,734	<u>1:13,831</u>	1:14,604	<u>1:14,303</u>	1:14,509		<u>1:14,492</u>	<u>1:14,596</u>	<u>1:14,713</u>
Lap 8		<u>1:13,281</u>										



# RESULTS GRAND FINALS 2016

## SARNO / ITALY, OCT. 15 - 22



### Non Qualifying Practice 5 125 MAX even Numbers

Strecke / track: 1531 started: 35 classified: 35 not classified: 0

Fahrername Driver	Giarde Javier	Gillis Cody	Andreasen Lasse	Ferro Diego	Mcconnell Jack	Novak Mario	De Bonis Ramiro	Renaudin Adrien	Dias Joshua	Darder Francisco	Runic Pierre	Mizuno Koki
schnellste Runde in Runde	1:14,737 Rn. 6	1:14,743 Rn. 5	1:14,758 Rn. 3	1:14,857 Rn. 6	1:14,956 Rn. 7	1:15,090 Rn. 6	1:15,108 Rn. 6	1:15,144 Rn. 2	1:15,300 Rn. 7	1:15,339 Rn. 7	1:15,487 Rn. 5	1:15,628 Rn. 7
Speed	73,7 km/h	73,7 km/h	73,7 km/h	73,6 km/h	73,5 km/h	73,4 km/h	73,4 km/h	73,3 km/h	73,2 km/h	73,2 km/h	73,0 km/h	72,9 km/h
Lap 1	1:16,584	1:16,860	1:19,220	1:19,013	1:18,732	1:18,371	1:18,910	1:17,186	1:18,980	1:18,686	1:20,304	1:18,533
Lap 2	1:23,149	1:18,389	1:15,684	1:17,191	1:18,490	1:25,660	1:19,607	<u>1:15,144</u>	1:17,678	1:16,811	1:25,102	1:17,339
Lap 3	1:15,435	1:16,794	<u>1:14,758</u>	1:17,390	1:19,314	1:20,516	1:17,555	1:15,513	1:16,743	1:15,751	1:20,370	1:16,125
Lap 4	1:20,761	1:16,584	1:49,973	1:22,421	1:18,379	1:17,233	1:15,979	1:15,771	1:16,389	1:18,354	1:17,345	1:16,825
Lap 5	1:18,547	<u>1:14,743</u>	1:15,131	1:15,830	1:15,994	1:15,598	1:16,292		1:16,180	1:15,534	<u>1:15,487</u>	1:17,888
Lap 6	<u>1:14,737</u>	1:15,380	1:16,769	<u>1:14,857</u>	1:15,817	<u>1:15,090</u>	<u>1:15,108</u>		1:16,810	1:15,409	1:16,130	1:16,890
Lap 7		1:16,441		1:15,017	<u>1:14,956</u>		1:17,319		<u>1:15,300</u>	<u>1:15,339</u>	1:15,673	<u>1:15,628</u>
Lap 8												



# RESULTS GRAND FINALS 2016

## SARNO / ITALY, OCT. 15 - 22



### Non Qualifying Practice 5 125 MAX even Numbers

Strecke / track: 1531 started: 35 classified: 35 not classified: 0

Fahrername Driver	Saganas Christos	Ritter Kellen	Roovers Noah	Szabo Nikolas	Kotyk Felix	Van Parijs Glenn	Di Leo Marco	Rosate Joao	Peroni Giulio	Salhi Sofiane	Kim Kang Du	
schnellste Runde in Runde	1:15,680 Rn. 4	1:15,747 Rn. 7	1:15,773 Rn. 5	1:15,931 Rn. 6	1:16,000 Rn. 5	1:16,120 Rn. 5	1:16,172 Rn. 6	1:16,793 Rn. 6	1:16,831 Rn. 2	1:17,215 Rn. 5	1:18,125 Rn. 1	
Speed	72,8 km/h	72,8 km/h	72,7 km/h	72,6 km/h	72,5 km/h	72,4 km/h	72,4 km/h	71,8 km/h	71,7 km/h	71,4 km/h	70,5 km/h	
Lap 1	1:23,339	1:21,619	1:18,608	1:22,196	1:22,133	1:30,828	1:19,264	1:39,056	1:27,823	1:22,750	<u>1:18,125</u>	
Lap 2	1:24,601	1:18,242	1:16,712	1:27,776	1:17,314	1:23,875	1:17,285	1:19,623	<u>1:16,831</u>	1:26,925	1:24,065	
Lap 3	1:20,041	1:19,179	1:16,934	1:19,091	1:27,261	1:16,961	1:17,019	1:18,240	1:19,510	1:17,290	1:18,657	
Lap 4	<u>1:15,680</u>	1:20,525	1:21,340	1:19,129	1:17,384	1:16,123	1:16,669	1:16,986	2:09,431	1:17,878	1:23,713	
Lap 5	1:15,807	1:16,519	<u>1:15,773</u>	1:16,197	<u>1:16,000</u>	<u>1:16,120</u>	1:16,541	1:18,062	2:07,768	<u>1:17,215</u>	2:06,608	
Lap 6	1:16,698	1:15,853	1:16,336	<u>1:15,931</u>	1:16,556	1:16,229	<u>1:16,172</u>	<u>1:16,793</u>		1:20,853	1:19,126	
Lap 7	1:17,316	<u>1:15,747</u>	1:15,797			1:16,626	1:17,160			1:17,748		
Lap 8												



## Non Qualifying Practice 5 125 MAX even Numbers

### Beste Rundenzeiten / best laptimes

Strecke / track: 1531m

Pos	Race Pos.	Str. Nr.	Fahrer driver	Vorname	NAT	Rundenzeit lap time	in R. in lap	Differenz gap first	Abstand gap	Ø Geschw. Ø speed
1	1	272	Warge	Felix	BEL	1:13,012	7			75,5 km/h
2	2	264	Dreyspring	Christopher	GER	1:13,281	8	0:00,269	0:00,269	75,2 km/h
3	3	254	Bezel	Petr	CZE	1:13,338	7	0:00,326	0:00,057	75,2 km/h
4	2	264	Dreyspring	Christopher	GER	1:13,498	7	0:00,486	0:00,160	75,0 km/h
5	4	234	Kverkild	Ruben	NOR	1:13,500	6	0:00,488	0:00,002	75,0 km/h
6	1	272	Warge	Felix	BEL	1:13,507	5	0:00,495	0:00,007	75,0 km/h
7	1	272	Warge	Felix	BEL	1:13,565	6	0:00,553	0:00,058	74,9 km/h
8	4	234	Kverkild	Ruben	NOR	1:13,734	7	0:00,722	0:00,169	74,7 km/h
9	5	214	Schoell	Nicolas	AUT	1:13,831	7	0:00,819	0:00,097	74,7 km/h
10	3	254	Bezel	Petr	CZE	1:13,929	6	0:00,917	0:00,098	74,6 km/h
11	6	218	Takano	Yuta	JPN	1:14,232	6	0:01,220	0:00,303	74,2 km/h
12	2	264	Dreyspring	Christopher	GER	1:14,256	6	0:01,244	0:00,024	74,2 km/h
13	4	234	Kverkild	Ruben	NOR	1:14,295	5	0:01,283	0:00,039	74,2 km/h
14	7	206	Mavlanov	Denis	RUS	1:14,303	7	0:01,291	0:00,008	74,2 km/h
15	8	238	Fridell	Rasmus	SWE	1:14,441	5	0:01,429	0:00,138	74,0 km/h
16	9	250	Rizk	Christophe	LIB	1:14,472	6	0:01,460	0:00,031	74,0 km/h
17	10	202	Schwitter	Jan	SUI	1:14,492	7	0:01,480	0:00,020	74,0 km/h
18	8	238	Fridell	Rasmus	SWE	1:14,509	7	0:01,497	0:00,017	74,0 km/h
19	11	204	Fife	Joshua	AUS	1:14,596	7	0:01,584	0:00,087	73,9 km/h
20	3	254	Bezel	Petr	CZE	1:14,600	4	0:01,588	0:00,004	73,9 km/h

### Non Qualifying Practice 5 125 MAX odd Numbers

Strecke / track: 1531m

started: 34 classified: 34 not classified: 0

Doc. 5

Pos	Str. Nr.	Fahrer Driver	Nation	Entrant	Nation	Runden Laps	Gesamtzeit Differenz	Abstand Gap	beste Runde best Lap	in R. in L.	o Geschw. o Speed
1	203	White, Josh	GBR	Coles Racing	GBR	7			1:14,657	7	73,8 km/h
2	261	Borlido, Bruno	POR	Borlido Bruno	POR	7	0:00,996	0:00,996	1:15,653	7	72,9 km/h
3	255	Fourquemin, Paul	FRA	Fourquemin Paul	FRA	8	0:01,453	0:00,457	1:16,110	8	72,4 km/h
4	253	Skelton, Josh	GBR	Coles Racing	GBR	6	0:01,457	0:00,004	1:16,114	6	72,4 km/h
5	211	Pratama, M Ferrel	INA	KRS Motorsports	MAS	8	0:01,529	0:00,072	1:16,186	8	72,3 km/h
6	241	Welezinski, Wiktor	POL	KMS	POL	6	0:01,582	0:00,053	1:16,239	6	72,3 km/h
7	235	Brooks, Christian	USA	Maxspeed Group	USA	7	0:01,671	0:00,089	1:16,328	7	72,2 km/h
8	243	Donnelly, Gary	IRL	Strawberry Racing	GBR	7	0:01,683	0:00,012	1:16,340	6	72,2 km/h
9	205	Craig, Jake	USA	Maxspeed Group	USA	7	0:02,160	0:00,477	1:16,817	6	71,7 km/h
10	231	Tuominen, Rasmus	FIN	Kohtala Sports	FIN	7	0:02,180	0:00,020	1:16,837	6	71,7 km/h
11	249	Kivi, Kairo	EST	TGT Racing	EST	7	0:02,276	0:00,096	1:16,933	6	71,6 km/h
12	227	Mccaughan, Coltin	CAN	SRA Karting International Inc	CAN	7	0:02,469	0:00,193	1:17,126	7	71,5 km/h
13	201	Sjoeborg, Jesper	SWE	Radne Motor AB	SWE	7	0:02,613	0:00,144	1:17,270	7	71,3 km/h
14	263	Laghi, Filippo	ITA	Laghi Filippo	ITA	6	0:02,753	0:00,140	1:17,410	6	71,2 km/h
15	219	Vincze, Adam	HUN	Top-Motorsport Egyesulet	HUN	6	0:02,884	0:00,131	1:17,541	6	71,1 km/h
16	233	Travnikov, Sergei	RUS	Andriychuk Vladimir	RUS	6	0:02,911	0:00,027	1:17,568	6	71,1 km/h
17	207	Cunha, Joao	BRA	Mach 5 Karting	BRA	7	0:02,957	0:00,046	1:17,614	7	71,0 km/h
18	271	Trombelli, Alessandro	ITA	KR Sport	ITA	6	0:02,999	0:00,042	1:17,656	6	71,0 km/h
19	239	Mettetal, Thomas	FRA	Mettetal Thomas	FRA	7	0:03,243	0:00,244	1:17,900	6	70,8 km/h
20	247	Besler, Berkay	TUR	Besler Mehmet	TUR	5	0:03,425	0:00,182	1:18,082	5	70,6 km/h
21	267	Pook, Pasqual	UAE	Al Ain Raceway	UAE	6	0:04,451	0:01,026	1:19,108	5	69,7 km/h
22	251	McCarthy, Jack	GBR	Strawberry Racing	GBR	6	0:05,050	0:00,599	1:19,707	2	69,1 km/h
23	229	Drysdale, Dylan	NZL	Drysdale Dylan	NZL	4	0:05,251	0:00,201	1:19,908	4	69,0 km/h
24	213	Christian, Silvano	INA	KRS Motorsports	MAS	6	0:05,257	0:00,006	1:19,914	6	69,0 km/h
25	265	Tancredi, Rocco	ITA	Salvatore Tancredi	ITA	6	0:05,525	0:00,268	1:20,182	2	68,7 km/h
26	209	Thompson, Alain Delon	RSA	Alan Thompson	RSA	6	0:05,607	0:00,082	1:20,264	6	68,7 km/h
27	237	Gonzalez Alcant, Javier	MEX	Roberto Elizondo	MEX	6	0:05,736	0:00,129	1:20,393	5	68,6 km/h
28	245	Dina, Alexandru Const	ROU	Road Runner Racing Team	ROU	6	0:05,744	0:00,008	1:20,401	3	68,6 km/h
29	223	Ibanez, Lluc	ESP	Binakart	ESP	3	0:05,991	0:00,247	1:20,648	2	68,3 km/h
30	217	Englert, Maximilian	PAR	Mach 5 Karting	BRA	6	0:06,018	0:00,027	1:20,675	6	68,3 km/h
31	259	Matejcek, Jiri	CZE	JM-Kart Klub V ACR	CZE	6	0:07,068	0:01,050	1:21,725	6	67,4 km/h
32	269	Hayek, Tarek	EGY	Ghibli Raceway Egypt	EGY	3	0:08,067	0:00,999	1:22,724	2	66,6 km/h
33	215	Gamberini, Pablo Antonio	CHI	Sodi Kart Italia SKR	ITA	6	0:08,401	0:00,334	1:23,058	4	66,4 km/h
34	221	Van Berlo, Kay	NED	Hugo Motorsports	NED	0					

Clerk of the Course: Ramiro Brito / R.Moselli / L.Azevedo / M.Branco Race-Control: Thomas Lainer Race director: Nigel Edwards  
 Stewards: Richard Norbury / Michel Guignard / Luis Roby / Philipp Lackman / Vitor Sousa / Nicola Giorgione  
 Scrutineer: Paul Klaassen / Ernie Salmon / Francois Loeur / Rizal Jaafer / Jefrie M. Ruhani / Ruju Roberio  
 Time Keeping: KART-DATA timing service Franz Schieszler / Martin Summerer



# RESULTS GRAND FINALS 2016

## SARNO / ITALY, OCT. 15 - 22



### Non Qualifying Practice 5 125 MAX odd Numbers

Strecke / track: 1531 started: 34 classified: 34 not classified: 0

Fahrername Driver	White Josh	Borlido Bruno	Fourquemin Paul	Skelton Josh	Pratama M Ferrel	Welezinski Wiktor	Brooks Christian	Donnelly Gary	Craig Jake	Tuominen Rasmus	Kivi Kairo	Mccaughan Coltin
schnellste Runde in Runde	1:14,657 Rn. 7	1:15,653 Rn. 7	1:16,110 Rn. 8	1:16,114 Rn. 6	1:16,186 Rn. 8	1:16,239 Rn. 6	1:16,328 Rn. 7	1:16,340 Rn. 6	1:16,817 Rn. 6	1:16,837 Rn. 6	1:16,933 Rn. 6	1:17,126 Rn. 7
Speed	73,8 km/h	72,9 km/h	72,4 km/h	72,4 km/h	72,3 km/h	72,3 km/h	72,2 km/h	72,2 km/h	71,7 km/h	71,7 km/h	71,6 km/h	71,5 km/h
Lap 1	1:18,683	1:21,857	1:30,988	1:22,896	1:32,933	1:22,018	1:23,650	1:20,648	1:21,401	1:22,521	1:22,040	1:22,701
Lap 2	1:17,664	1:19,251	1:21,597	1:25,560	1:23,014	1:20,782	1:20,343	1:18,997	1:19,733	1:21,433	1:24,719	1:20,004
Lap 3	1:17,499	1:17,005	1:19,892	1:17,252	1:20,483	1:21,352	1:18,549	1:17,988	1:18,247	1:18,467	1:20,480	1:18,435
Lap 4	1:16,540	1:16,906	1:19,114	1:16,857	1:20,757	1:22,159	1:18,007	1:17,723	1:19,441	1:17,812	1:17,648	1:19,540
Lap 5	1:15,660	1:16,498	1:17,432	1:16,322	1:17,868	1:18,524	1:17,576	1:17,250	1:18,535	1:18,240	1:18,038	1:18,081
Lap 6	1:15,832	1:15,690	1:16,730	<u>1:16,114</u>	1:17,248	<u>1:16,239</u>	1:16,381	<u>1:16,340</u>	<u>1:16,817</u>	<u>1:16,837</u>	<u>1:16,933</u>	1:17,785
Lap 7	<u>1:14,657</u>	<u>1:15,653</u>	1:16,825		1:16,221		<u>1:16,328</u>	1:17,348	1:17,047	1:17,188	1:16,944	<u>1:17,126</u>
Lap 8			<u>1:16,110</u>		<u>1:16,186</u>							



# RESULTS GRAND FINALS 2016

## SARNO / ITALY, OCT. 15 - 22



### Non Qualifying Practice 5 125 MAX odd Numbers

Strecke / track: 1531 started: 34 classified: 34 not classified: 0

Fahrername Driver	Sjoeberg Jesper	Laghi Filippo	Vincze Adam	Travnikov Sergei	Cunha Joao	Trombelli Alessandro	Mettetal Thomas	Besler Berkay	Pook Pasqual	Mc Carthy Jack	Drysdale Dylan	Christian Silvano
schnellste Runde in Runde	1:17,270 Rn. 7	1:17,410 Rn. 6	1:17,541 Rn. 6	1:17,568 Rn. 6	1:17,614 Rn. 7	1:17,656 Rn. 6	1:17,900 Rn. 6	1:18,082 Rn. 5	1:19,108 Rn. 5	1:19,707 Rn. 2	1:19,908 Rn. 4	1:19,914 Rn. 6
Speed	71,3 km/h	71,2 km/h	71,1 km/h	71,1 km/h	71,0 km/h	71,0 km/h	70,8 km/h	70,6 km/h	69,7 km/h	69,1 km/h	69,0 km/h	69,0 km/h
Lap 1	1:22,434	1:28,111	1:23,953	1:20,922	1:21,635	1:25,151	1:22,258	1:22,255	1:22,511	1:20,432	1:22,611	1:23,276
Lap 2	1:21,271	1:20,729	1:21,891	1:19,922	1:19,696	1:23,783	1:21,231	1:20,802	1:21,617	<u>1:19,707</u>	1:21,020	1:21,685
Lap 3	1:20,064	1:25,997	1:20,865	1:29,995	1:20,417	1:22,560	1:19,659	1:20,934	1:20,623	1:21,320	1:28,351	1:20,982
Lap 4	1:19,284	1:18,642	1:20,216	1:18,360	1:18,993	1:21,664	1:18,029	1:19,093	1:19,804	1:20,205	<u>1:19,908</u>	1:23,085
Lap 5	1:18,696	1:19,070	1:19,834	1:24,177	1:20,275	1:18,924	1:17,915	<u>1:18,082</u>	<u>1:19,108</u>	1:48,543		1:22,177
Lap 6	1:17,555	<u>1:17,410</u>	<u>1:17,541</u>	<u>1:17,568</u>	1:18,964	<u>1:17,656</u>	<u>1:17,900</u>		1:28,226	1:22,383		<u>1:19,914</u>
Lap 7	<u>1:17,270</u>				<u>1:17,614</u>		1:17,947					
Lap 8												



# RESULTS GRAND FINALS 2016

## SARNO / ITALY, OCT. 15 - 22



### Non Qualifying Practice 5 125 MAX odd Numbers

Strecke / track: 1531 started: 34 classified: 34 not classified: 0

Fahrername Driver	Tancredi Rocco	Thompson Alain Delon	Gonzalez Alcant Javier	Dina Alexandru Const	Ibanez Lluc	Englert Maximilian	Matejcek Jiri	Hayek Tarek	Gamberini Pablo Antonio	Van Berlo Kay	
schnellste Runde in Runde	1:20,182 Rn. 2	1:20,264 Rn. 6	1:20,393 Rn. 5	1:20,401 Rn. 3	1:20,648 Rn. 2	1:20,675 Rn. 6	1:21,725 Rn. 6	1:22,724 Rn. 2	1:23,058 Rn. 4		
Speed	68,7 km/h	68,7 km/h	68,6 km/h	68,6 km/h	68,3 km/h	68,3 km/h	67,4 km/h	66,6 km/h	66,4 km/h		
Lap 1	1:23,682	1:29,891	1:23,584	1:23,676	1:24,399	1:24,530	1:27,272	1:25,510	1:27,081		
Lap 2	<u>1:20,182</u>	1:23,382	1:25,171	1:21,044	<u>1:20,648</u>	1:25,235	1:22,807	<u>1:22,724</u>	1:23,679		
Lap 3	1:21,255	1:23,968	1:28,605	<u>1:20,401</u>	2:00,554	1:23,079	1:22,282	2:18,970	1:25,037		
Lap 4	1:28,493	1:21,102	1:21,382	1:21,337		1:20,941	1:24,986		<u>1:23,058</u>		
Lap 5	1:24,195	1:21,497	<u>1:20,393</u>	1:21,410		1:20,971	1:23,211		1:40,245		
Lap 6	1:20,260	<u>1:20,264</u>	1:20,452	1:24,927		<u>1:20,675</u>	<u>1:21,725</u>		1:36,448		
Lap 7											
Lap 8											





## Non Qualifying Practice 5 125 MAX odd Numbers

### Beste Rundenzeiten / best laptimes

Strecke / track: 1531m

Pos	Race Pos.	Str. Nr.	Fahrer driver	Vorname	NAT	Rundenzeit lap time	in R. in lap	Differenz gap first	Abstand gap	Ø Geschw. Ø speed
1	1	203	White	Josh	GBR	1:14,657	7			73,8 km/h
2	2	261	Borlido	Bruno	POR	1:15,653	7	0:00,996	0:00,996	72,9 km/h
3	1	203	White	Josh	GBR	1:15,660	5	0:01,003	0:00,007	72,8 km/h
4	2	261	Borlido	Bruno	POR	1:15,690	6	0:01,033	0:00,030	72,8 km/h
5	1	203	White	Josh	GBR	1:15,832	6	0:01,175	0:00,142	72,7 km/h
6	3	255	Fourquemin	Paul	FRA	1:16,110	8	0:01,453	0:00,278	72,4 km/h
7	4	253	Skelton	Josh	GBR	1:16,114	6	0:01,457	0:00,004	72,4 km/h
8	5	211	Pratama	M Ferrel	INA	1:16,186	8	0:01,529	0:00,072	72,3 km/h
9	5	211	Pratama	M Ferrel	INA	1:16,221	7	0:01,564	0:00,035	72,3 km/h
10	6	241	Welezinski	Wiktor	POL	1:16,239	6	0:01,582	0:00,018	72,3 km/h
11	4	253	Skelton	Josh	GBR	1:16,322	5	0:01,665	0:00,083	72,2 km/h
12	7	235	Brooks	Christian	USA	1:16,328	7	0:01,671	0:00,006	72,2 km/h
13	8	243	Donnelly	Gary	IRL	1:16,340	6	0:01,683	0:00,012	72,2 km/h
14	7	235	Brooks	Christian	USA	1:16,381	6	0:01,724	0:00,041	72,2 km/h
15	2	261	Borlido	Bruno	POR	1:16,498	5	0:01,841	0:00,117	72,0 km/h
16	1	203	White	Josh	GBR	1:16,540	4	0:01,883	0:00,042	72,0 km/h
17	3	255	Fourquemin	Paul	FRA	1:16,730	6	0:02,073	0:00,190	71,8 km/h
18	9	205	Craig	Jake	USA	1:16,817	6	0:02,160	0:00,087	71,7 km/h
19	3	255	Fourquemin	Paul	FRA	1:16,825	7	0:02,168	0:00,008	71,7 km/h
20	10	231	Tuominen	Rasmus	FIN	1:16,837	6	0:02,180	0:00,012	71,7 km/h

### Non Qualifying Practice 4 125 MAX even Numbers

Strecke / track: 1531m

started: 36 classified: 36 not classified: 0

Doc. 26

Pos	Str. Nr.	Fahrer Driver	Nation	Entrant	Nation	Runden Laps	Gesamtzeit Differenz	Abstand Gap	beste Runde best Lap	in R. in L.	o Geschw. o Speed
1	264	Dreyspring, Christopher	GER	VPDR	AUT	10			1:03,694	2	86,5 km/h
2	236	Gonzalez Giarde, Javier	MEX	Carlos Medina	MEX	3	0:00,442	0:00,442	1:04,136	2	85,9 km/h
3	222	Renaudin, Adrien	FRA	Patrice Renaudin	FRA	6	0:00,689	0:00,247	1:04,383	1	85,6 km/h
4	272	Warge, Felix	BEL	Icepul Racing Team	BEL	8	0:00,691	0:00,002	1:04,385	2	85,6 km/h
5	226	Di Leo, Marco	CAN	SRA Karting International Inc	CAN	3	0:00,731	0:00,040	1:04,425	2	85,6 km/h
6	220	Novak, Mario	AUT	Peter Kalman	AUT	10	0:00,773	0:00,042	1:04,467	2	85,5 km/h
7	246	Roovers, Noah	BEL	Daems Racing Team	BEL	3	0:00,791	0:00,018	1:04,485	2	85,5 km/h
8	254	Bezel, Petr	CZE	Petr Bezel	CZE	11	0:00,863	0:00,072	1:04,557	2	85,4 km/h
9	244	Van Parijs, Glenn	BEL	Van Parijs Glenn	BEL	6	0:00,895	0:00,032	1:04,589	3	85,3 km/h
10	258	Rosate, Joao	BRA	Mach 5 Karting	BRA	7	0:01,020	0:00,125	1:04,714	2	85,2 km/h
11	250	Rizk, Christophe	LIB	Azimet Automotive Sal	LIB	6	0:01,226	0:00,206	1:04,920	2	84,9 km/h
12	206	Mavlanov, Denis	RUS	Andriychuk Vladimir	RUS	11	0:01,426	0:00,200	1:05,120	2	84,6 km/h
13	260	Runic, Pierre	BIH	Sportsstil Akk	SLO	10	0:01,587	0:00,161	1:05,281	2	84,4 km/h
14	216	Mizuno, Koki	JPN	Eiko Japan	JPN	3	0:01,597	0:00,010	1:05,291	1	84,4 km/h
15	252	Mcconnell, Jack	IRL	Mcconnell Jack	GBR	10	0:01,620	0:00,023	1:05,314	2	84,4 km/h
16	210	Szabo, Nikolas	SVK	Kart One Arena Racing Team	SVK	12	0:01,795	0:00,175	1:05,489	3	84,2 km/h
17	266	Kotyk, Felix	AUT	VPDR	AUT	10	0:01,898	0:00,103	1:05,592	1	84,0 km/h
18	268	Peroni, Giulio	UAE	Al Ain Raceway	UAE	9	0:01,974	0:00,076	1:05,668	2	83,9 km/h
19	214	Schoell, Nicolas	AUT	Strawberry Racing	GBR	2	0:02,219	0:00,245	1:05,913	2	83,6 km/h
20	208	Kim, Kang Du	KOR	Pino Kart Racing	KOR	11	0:02,381	0:00,162	1:06,075	2	83,4 km/h
21	262	Darder, Francisco	ARG	Darder Francisco	ARG	12	0:02,411	0:00,030	1:06,105	3	83,4 km/h
22	228	Mazzafarro, Gianfranco	CAN	SRA Karting International Inc	CAN	10	0:02,442	0:00,031	1:06,136	2	83,3 km/h
23	240	De Bonis, Ramiro	ARG	Jorge De Bonis	ARG	5	0:02,671	0:00,229	1:06,365	2	83,0 km/h
24	256	Andreasen, Lasse	DEN	Carsten Andreasen	DEN	11	0:02,832	0:00,161	1:06,526	2	82,8 km/h
25	234	Kverkild, Ruben	NOR	Pro-Karting	NOR	11	0:03,014	0:00,182	1:06,708	1	82,6 km/h
26	212	Salhi, Sofiane	ALG	Salhi Sofiane	ALG	9	0:03,034	0:00,020	1:06,728	3	82,6 km/h
27	238	Fridell, Rasmus	SWE	Radne Motor AB	SWE	10	0:03,253	0:00,219	1:06,947	2	82,3 km/h
28	218	Takano, Yuta	JPN	Eiko Japan	JPN	4	0:03,291	0:00,038	1:06,985	3	82,3 km/h
29	232	Sario, Robin	FIN	Kohtala Sports	FIN	11	0:03,900	0:00,609	1:07,594	2	81,5 km/h
30	248	Saganas, Christos	GRE	Saganas Team	GRE	9	0:03,927	0:00,027	1:07,621	2	81,5 km/h
31	230	Gillis, Cody	AUS	International Karting Distribution	AUS	10	0:04,005	0:00,078	1:07,699	2	81,4 km/h
32	202	Schwitter, Jan	SUI	Kart-Club Oerlikon	SUI	11	0:04,382	0:00,377	1:08,076	2	81,0 km/h
33	242	Ritter, Kellen	CAN	SRA Karting International Inc	CAN	11	0:04,410	0:00,028	1:08,104	2	80,9 km/h
34	204	Fife, Joshua	AUS	International Karting Distribution	AUS	11	0:04,426	0:00,016	1:08,120	2	80,9 km/h
35	224	Ferro, Diego	PER	Racing Components	COL	11	0:04,458	0:00,032	1:08,152	2	80,9 km/h
36	270	Dias, Joshua	RSA	Herder Dias	RSA	0					

Clerk of the Course: Ramiro Brito / R.Moselli / L.Azevedo / M.Branco Race-Control: Thomas Lainer Race director: Nigel Edwards

Stewards: Richard Norbury / Michel Guignard / Luis Roby / Philipp Lackman / Vitor Sousa / Nicola Giorgione

Scrutineer: Paul Klaassen / Ernie Salmon / Francois Loeur / Rizal Jaaffer / Minhut Hasnizam / Ruju Roberio

Time Keeping: KART-DATA timing service Franz Schiesler / Martin Summerer



# RESULTS GRAND FINALS 2016

## SARNO / ITALY, OCT. 15 - 22



### Non Qualifying Practice 4 125 MAX even Numbers

Strecke / track: 1531 started: 36 classified: 36 not classified: 0

Fahrername Driver	Dreyspring Christopher	Giarde Javier	Renaudin Adrien	Warge Felix	Di Leo Marco	Novak Mario	Roovers Noah	Bezel Petr	Van Parijs Glenn	Rosate Joao	Rizk Christophe	Mavlanov Denis
schnellste Runde in Runde	1:03,694 Rn. 2	1:04,136 Rn. 2	1:04,383 Rn. 1	1:04,385 Rn. 2	1:04,425 Rn. 2	1:04,467 Rn. 2	1:04,485 Rn. 2	1:04,557 Rn. 2	1:04,589 Rn. 3	1:04,714 Rn. 2	1:04,920 Rn. 2	1:05,120 Rn. 2
Speed	86,5 km/h	85,9 km/h	85,6 km/h	85,6 km/h	85,6 km/h	85,5 km/h	85,5 km/h	85,4 km/h	85,3 km/h	85,2 km/h	84,9 km/h	84,6 km/h
Lap 1	1:04,703	1:07,306	<u>1:04,383</u>	1:05,225	1:05,976	1:04,903	1:05,443	1:04,885	1:16,332	1:05,423	1:06,837	1:08,392
Lap 2	<u>1:03,694</u>	<u>1:04,136</u>	1:04,489	<u>1:04,385</u>	<u>1:04,425</u>	<u>1:04,467</u>	<u>1:04,485</u>	<u>1:04,557</u>	1:05,037	<u>1:04,714</u>	<u>1:04,920</u>	<u>1:05,120</u>
Lap 3	1:05,897	1:05,268	1:05,891	1:06,311	1:07,517	1:07,166	1:05,955	1:05,468	<u>1:04,589</u>	1:05,932	1:06,173	1:07,142
Lap 4	1:12,456		2:49,299	2:23,866		1:18,601		1:14,588	1:05,847	5:57,137	1:58,949	1:15,013
Lap 5	2:19,878		1:32,834	1:31,465		1:21,022		1:21,513	1:14,177	1:26,812	1:38,798	1:23,299
Lap 6	1:36,500		1:23,915	1:23,392		1:25,418		1:24,390	2:19,612	1:21,650	1:30,389	1:23,865
Lap 7	1:23,202			1:24,551		1:22,852		1:22,298		1:19,951		1:21,865
Lap 8	1:21,030			1:22,981		1:22,279		1:23,566				1:21,495
Lap 9	1:22,016					1:23,747		1:21,808				1:21,092
Lap 10	1:20,965					1:22,303		1:22,932				1:22,294
Lap 11								1:20,793				1:19,016
Lap 12												



# RESULTS GRAND FINALS 2016

## SARNO / ITALY, OCT. 15 - 22



### Non Qualifying Practice 4 125 MAX even Numbers

Strecke / track: 1531 started: 36 classified: 36 not classified: 0

Fahrername Driver	Runic Pierre	Mizuno Koki	Mcconnell Jack	Szabo Nikolas	Kotyk Felix	Peroni Giulio	Schoell Nicolas	Kim Kang Du	Darder Francisco	Mazzaferro Gianfranco	De Bonis Ramiro	Andreasen Lasse
schnellste Runde in Runde	1:05,281 Rn. 2	1:05,291 Rn. 1	1:05,314 Rn. 2	1:05,489 Rn. 3	1:05,592 Rn. 1	1:05,668 Rn. 2	1:05,913 Rn. 2	1:06,075 Rn. 2	1:06,105 Rn. 3	1:06,136 Rn. 2	1:06,365 Rn. 2	1:06,526 Rn. 2
Speed	84,4 km/h	84,4 km/h	84,4 km/h	84,2 km/h	84,0 km/h	83,9 km/h	83,6 km/h	83,4 km/h	83,4 km/h	83,3 km/h	83,0 km/h	82,8 km/h
Lap 1	1:05,598	<u>1:05,291</u>	1:09,096	1:17,465	<u>1:05,592</u>	1:06,297	1:08,480	1:08,423	1:23,265	1:07,433	1:07,989	1:09,211
Lap 2	<u>1:05,281</u>	1:06,690	<u>1:05,314</u>	1:06,138	1:05,599	<u>1:05,668</u>	<u>1:05,913</u>	<u>1:06,075</u>	1:08,168	<u>1:06,136</u>	<u>1:06,365</u>	<u>1:06,526</u>
Lap 3	1:05,821	1:10,866	1:07,465	<u>1:05,489</u>	1:07,895	1:06,391		1:06,863	<u>1:06,105</u>	1:08,203	1:07,307	1:09,315
Lap 4	1:45,059		1:14,460	1:12,468	2:25,326	1:16,100		1:14,134	1:08,899	1:14,886	1:15,096	1:15,671
Lap 5	1:37,630		1:22,639	1:13,412	1:31,324	1:25,332		1:24,693	1:22,189	1:24,003	1:22,503	1:21,151
Lap 6	1:29,830		1:31,306	1:23,166	1:23,619	1:25,814		1:24,595	1:22,800	1:25,496		1:25,313
Lap 7	1:27,207		1:24,434	1:23,440	1:24,636	1:24,837		1:21,879	1:24,283	2:07,587		1:24,573
Lap 8	1:28,330		1:23,242	1:21,830	1:21,836	1:23,874		1:22,058	1:22,558	1:31,269		1:21,483
Lap 9	1:26,489		1:22,665	1:20,581	1:25,370	1:24,750		1:21,325	1:22,786	1:24,502		1:22,076
Lap 10	1:27,603		1:22,006	1:22,180	1:19,873			1:22,571	1:28,775	1:24,299		1:21,861
Lap 11				1:22,213				1:20,655	1:22,136			1:20,618
Lap 12				1:18,817					1:21,500			



# RESULTS GRAND FINALS 2016

## SARNO / ITALY, OCT. 15 - 22



### Non Qualifying Practice 4 125 MAX even Numbers

Strecke / track: 1531 started: 36 classified: 36 not classified: 0

Fahrername Driver	Kverkild Ruben	Salhi Sofiane	Fridell Rasmus	Takano Yuta	Sario Robin	Saganas Christos	Gillis Cody	Schwiter Jan	Ritter Kellen	Fife Joshua	Ferro Diego	Dias Joshua
schnellste Runde in Runde	1:06,708 Rn. 1	1:06,728 Rn. 3	1:06,947 Rn. 2	1:06,985 Rn. 3	1:07,594 Rn. 2	1:07,621 Rn. 2	1:07,699 Rn. 2	1:08,076 Rn. 2	1:08,104 Rn. 2	1:08,120 Rn. 2	1:08,152 Rn. 2	
Speed	82,6 km/h	82,6 km/h	82,3 km/h	82,3 km/h	81,5 km/h	81,5 km/h	81,4 km/h	81,0 km/h	80,9 km/h	80,9 km/h	80,9 km/h	
Lap 1	<u>1:06,708</u>	1:07,985	1:10,632	1:21,563	1:09,971	1:10,551	1:09,127	1:10,153	1:08,918	1:09,118	1:09,402	
Lap 2	1:06,710	1:17,251	<u>1:06,947</u>	1:07,841	<u>1:07,594</u>	<u>1:07,621</u>	<u>1:07,699</u>	<u>1:08,076</u>	<u>1:08,104</u>	<u>1:08,120</u>	<u>1:08,152</u>	
Lap 3	1:09,472	<u>1:06,728</u>	1:09,188	<u>1:06,985</u>	1:09,530	1:10,004	1:08,993	1:11,579	1:09,852	1:10,398	1:09,960	
Lap 4	1:14,060	1:56,089	1:14,512	1:07,696	1:15,952	2:56,487	1:13,716	1:27,862	1:16,384	1:15,284	1:16,322	
Lap 5	1:19,848	1:36,230	1:19,746		1:20,726	1:32,392	1:21,385	1:22,345	1:34,619	1:19,898	1:22,735	
Lap 6	1:22,784	1:28,943	1:24,504		1:23,960	1:27,852	1:25,436	1:23,864	1:24,298	1:25,184	1:23,058	
Lap 7	1:23,206	1:26,528	1:24,922		1:41,304	1:24,147	1:23,801	1:21,338	1:22,399	1:24,068	1:22,554	
Lap 8	1:22,153	1:27,916	1:23,642		1:26,249	1:25,868	1:20,820	1:22,496	1:21,317	1:23,175	1:21,876	
Lap 9	1:21,883	1:33,097	1:22,227		1:22,476	1:33,874	1:23,515	1:20,718	1:22,957	1:22,005	1:21,855	
Lap 10	1:22,808		1:23,745		1:20,505		1:21,785	1:21,110	1:22,847	1:23,064	1:23,512	
Lap 11	1:21,177				1:17,840			1:18,399	1:20,920	1:21,664	1:19,215	
Lap 12												



## Non Qualifying Practice 4 125 MAX even Numbers

### Beste Rundenzeiten / best laptimes

Strecke / track: 1531m

Pos	Race Pos.	Str. Nr.	Fahrer driver	Vorname	NAT	Rundenzeit lap time	in R. in lap	Differenz gap first	Abstand gap	Ø Geschw. Ø speed
1	1	264	Dreyspring	Christopher	GER	1:03,694	2			86,5 km/h
2	2	236	Gonzalez Giarde	Javier	MEX	1:04,136	2	0:00,442	0:00,442	85,9 km/h
3	3	222	Renaudin	Adrien	FRA	1:04,383	1	0:00,689	0:00,247	85,6 km/h
4	4	272	Warge	Felix	BEL	1:04,385	2	0:00,691	0:00,002	85,6 km/h
5	5	226	Di Leo	Marco	CAN	1:04,425	2	0:00,731	0:00,040	85,6 km/h
6	6	220	Novak	Mario	AUT	1:04,467	2	0:00,773	0:00,042	85,5 km/h
7	7	246	Roovers	Noah	BEL	1:04,485	2	0:00,791	0:00,018	85,5 km/h
8	3	222	Renaudin	Adrien	FRA	1:04,489	2	0:00,795	0:00,004	85,5 km/h
9	8	254	Bezel	Petr	CZE	1:04,557	2	0:00,863	0:00,068	85,4 km/h
10	9	244	Van Parijs	Glenn	BEL	1:04,589	3	0:00,895	0:00,032	85,3 km/h
11	1	264	Dreyspring	Christopher	GER	1:04,703	1	0:01,009	0:00,114	85,2 km/h
12	10	258	Rosate	Joao	BRA	1:04,714	2	0:01,020	0:00,011	85,2 km/h
13	8	254	Bezel	Petr	CZE	1:04,885	1	0:01,191	0:00,171	84,9 km/h
14	6	220	Novak	Mario	AUT	1:04,903	1	0:01,209	0:00,018	84,9 km/h
15	11	250	Rizk	Christophe	LIB	1:04,920	2	0:01,226	0:00,017	84,9 km/h
16	9	244	Van Parijs	Glenn	BEL	1:05,037	2	0:01,343	0:00,117	84,7 km/h
17	12	206	Mavlanov	Denis	RUS	1:05,120	2	0:01,426	0:00,083	84,6 km/h
18	4	272	Warge	Felix	BEL	1:05,225	1	0:01,531	0:00,105	84,5 km/h
19	2	236	Gonzalez Giarde	Javier	MEX	1:05,268	3	0:01,574	0:00,043	84,4 km/h
20	13	260	Runic	Pierre	BIH	1:05,281	2	0:01,587	0:00,013	84,4 km/h

### Non Qualifying Practice 4 125 MAX odd Numbers

Strecke / track: 1531m

started: 35 classified: 35 not classified: 0

Doc. 25

Pos	Str. Nr.	Fahrer Driver	Nation	Entrant	Nation	Runden Laps	Gesamtzeit Differenz	Abstand Gap	beste Runde best Lap	in R. in L.	o Geschw. o Speed
1	247	Besler, Berkay	TUR	Besler Mehmet	TUR	12			1:01,748	7	89,3 km/h
2	223	Ibanez, Lluc	ESP	Binokart	ESP	12	0:00,020	0:00,020	1:01,768	5	89,2 km/h
3	225	Claman-Demelo, Zachary	CAN	SRA Karting International Inc	CAN	5	0:00,124	0:00,104	1:01,872	5	89,1 km/h
4	241	Welezinski, Wiktor	POL	KMS	POL	11	0:00,160	0:00,036	1:01,908	2	89,0 km/h
5	229	Drysdale, Dylan	NZL	Drysdale Dylan	NZL	11	0:00,233	0:00,073	1:01,981	2	88,9 km/h
6	203	White, Josh	GBR	Coles Racing	GBR	11	0:00,252	0:00,019	1:02,000	3	88,9 km/h
7	265	Tancredi, Rocco	ITA	Salvatore Tancredi	ITA	11	0:00,278	0:00,026	1:02,026	10	88,9 km/h
8	243	Donnelly, Gary	IRL	Strawberry Racing	GBR	12	0:00,329	0:00,051	1:02,077	10	88,8 km/h
9	263	Laghi, Filippo	ITA	Laghi Filippo	ITA	10	0:00,342	0:00,013	1:02,090	5	88,8 km/h
10	233	Travnikov, Sergei	RUS	Andriychuk Vladimir	RUS	13	0:00,345	0:00,003	1:02,093	11	88,8 km/h
11	271	Trombelli, Alessandro	ITA	KR Sport	ITA	12	0:00,425	0:00,080	1:02,173	7	88,6 km/h
12	201	Sjoeberg, Jesper	SWE	Radne Motor AB	SWE	12	0:00,427	0:00,002	1:02,175	8	88,6 km/h
13	221	Van Berlo, Kay	MED	Hugo Motorsports	MED	12	0:00,506	0:00,079	1:02,254	7	88,5 km/h
14	245	Dina, Alexandru Const	ROU	Road Runner Racing Team	ROU	12	0:00,518	0:00,012	1:02,266	7	88,5 km/h
15	231	Tuominen, Rasmus	FIN	Kohtala Sports	FIN	11	0:00,524	0:00,006	1:02,272	2	88,5 km/h
16	253	Skelton, Josh	GBR	John Skelton	GBR	12	0:00,528	0:00,004	1:02,276	7	88,5 km/h
17	211	Pratama, M Ferrel	INA	KRS Motorsports	MAS	12	0:00,545	0:00,017	1:02,293	11	88,5 km/h
18	261	Borlido, Bruno	POK	Borlido Bruno	POK	11	0:00,568	0:00,023	1:02,316	2	88,4 km/h
19	207	Cunha, Joao	BRA	Mach 5 Karting	BRA	12	0:00,569	0:00,001	1:02,317	4	88,4 km/h
20	227	Mcaughan, Coltin	CAN	SRA Karting International Inc	CAN	12	0:00,581	0:00,012	1:02,329	2	88,4 km/h
21	251	McCarthy, Jack	GBR	Strawberry Racing	GBR	11	0:00,658	0:00,077	1:02,406	10	88,3 km/h
22	249	Kivi, Kairo	EST	TGT Racing	EST	13	0:00,668	0:00,010	1:02,416	2	88,3 km/h
23	267	Pook, Pasqual	UAE	Al Ain Raceway	UAE	11	0:00,682	0:00,014	1:02,430	6	88,3 km/h
24	219	Vincze, Adam	HUN	Top-Motorsport Egyesulet	HUN	11	0:00,700	0:00,018	1:02,448	8	88,3 km/h
25	255	Fourquemin, Paul	FRA	Fourquemin Paul	FRA	12	0:00,703	0:00,003	1:02,451	6	88,3 km/h
26	209	Thompson, Alain Delon	RSA	Alan Thompson	RSA	12	0:00,797	0:00,094	1:02,545	7	88,1 km/h
27	235	Brooks, Christian	USA	Maxspeed Group	USA	10	0:00,808	0:00,011	1:02,556	3	88,1 km/h
28	205	Craig, Jake	USA	Maxspeed Group	USA	10	0:00,849	0:00,041	1:02,597	1	88,0 km/h
29	239	Mettetal, Thomas	FRA	Mettetal Thomas	FRA	13	0:00,862	0:00,013	1:02,610	13	88,0 km/h
30	259	Matejcek, Jiri	CZE	JM-Kart Klub V ACR	CZE	13	0:01,167	0:00,305	1:02,915	12	87,6 km/h
31	217	Englert, Maximilian	PAR	Mach 5 Karting	BRA	13	0:01,186	0:00,019	1:02,934	7	87,6 km/h
32	215	Gamberini, Pablo Antonio	CHI	Sodi Kart Italia SKR	ITA	11	0:01,213	0:00,027	1:02,961	8	87,5 km/h
33	237	Gonzalez Alcant, Javier	MEX	Carlos Medina	MEX	13	0:01,395	0:00,182	1:03,143	7	87,3 km/h
34	213	Christian, Silvano	INA	KRS Motorsports	MAS	12	0:01,903	0:00,508	1:03,651	7	86,6 km/h
35	269	Hayek, Tarek	EGY	Ghibli Raceway Egypt	EGY	7	0:02,504	0:00,601	1:04,252	5	85,8 km/h

Clerk of the Course: Ramiro Brito / R.Moselli / L.Azevedo / M.Branco Race-Control: Thomas Lainer Race director: Nigel Edwards

Stewards: Richard Norbury / Michel Guignard / Luis Roby / Philipp Lackman / Vitor Sousa / Nicola Giorgione

Scrutineer: Paul Klaassen / Ernie Salmon / Francois Loeur / Rizal Jaafer / Minhat Hasnizam / Ruju Roberio

Time Keeping: KART-DATA timing service Franz Schieszler / Martin Summerer



# RESULTS GRAND FINALS 2016

## SARNO / ITALY, OCT. 15 - 22



### Non Qualifying Practice 4 125 MAX odd Numbers

Strecke / track: 1531 started: 35 classified: 35 not classified: 0

Fahrername Driver	Besler Berkey	Ibanez Lluc	Demelo Zachary	Welezinski Wiktor	Drysdale Dylan	White Josh	Tancredi Rocco	Donnelly Gary	Laghi Filippo	Travnikov Sergei	Trombelli Alessandro	Sjoeberg Jesper
schnellste Runde in Runde	1:01,748 Rn. 7	1:01,768 Rn. 5	1:01,872 Rn. 5	1:01,908 Rn. 2	1:01,981 Rn. 2	1:02,000 Rn. 3	1:02,026 Rn. 10	1:02,077 Rn. 10	1:02,090 Rn. 5	1:02,093 Rn. 11	1:02,173 Rn. 7	1:02,175 Rn. 8
Speed	89,3 km/h	89,2 km/h	89,1 km/h	89,0 km/h	88,9 km/h	88,9 km/h	88,9 km/h	88,8 km/h	88,8 km/h	88,8 km/h	88,6 km/h	88,6 km/h
Lap 1	1:02,688	1:02,585	1:02,568	1:02,523	1:04,257	1:02,699	1:03,104	1:02,654	1:03,523	1:05,305	1:02,440	1:06,877
Lap 2	1:02,234	1:02,309	1:03,648	<u>1:01,908</u>	<u>1:01,981</u>	1:02,263	1:03,396	1:09,763	1:02,737	1:02,375	1:02,932	1:02,741
Lap 3	1:02,331	1:02,172	1:03,205	1:02,679	1:03,419	<u>1:02,000</u>	1:02,705	1:02,736	1:03,781	1:02,650	1:04,943	1:02,239
Lap 4	1:02,275	1:02,032	1:02,290	1:03,025	1:02,536	1:02,641	1:02,673	1:03,018	1:02,243	1:07,827	1:03,870	1:02,380
Lap 5	1:01,995	<u>1:01,768</u>	<u>1:01,872</u>	1:02,537	1:02,695	1:02,766	1:03,299	1:02,101	<u>1:02,090</u>	1:02,231	1:02,501	1:02,518
Lap 6	1:02,008	1:02,182		2:08,973	1:03,139	2:37,536	2:05,225	1:02,361	2:40,416	1:03,919	1:02,388	1:05,976
Lap 7	<u>1:01,748</u>	1:01,779		1:10,905	1:03,819	1:13,994	1:10,990	1:02,223	1:15,782	1:03,925	<u>1:02,173</u>	1:04,377
Lap 8	1:05,391	1:02,097		1:02,647	1:02,213	1:02,806	1:02,097	1:02,239	1:02,761	1:02,134	1:02,623	<u>1:02,175</u>
Lap 9	1:02,195	1:02,654		1:02,696	1:44,568	1:03,391	1:03,903	1:05,981	1:04,280	1:02,315	1:02,446	1:02,680
Lap 10	1:02,063	1:13,506		1:02,796	1:11,089	1:03,799	<u>1:02,026</u>	<u>1:02,077</u>	1:05,386	1:02,322	1:02,796	1:02,906
Lap 11	1:02,176	1:02,578		1:06,051	1:03,870	1:02,868	1:05,456	1:02,128		<u>1:02,093</u>	1:02,180	1:03,486
Lap 12	1:03,555	1:02,303						1:06,026		1:02,641	1:07,159	1:17,527
Lap 13										1:02,619		





## Non Qualifying Practice 4 125 MAX odd Numbers

Strecke / track: 1531

started: 35

classified: 35

not classified: 0

Fahrername Driver	Van Berlo Kay	Dina Alexandru Const	Tuominen Rasmus	Skelton Josh	Pratama M Ferrel	Borlido Bruno	Cunha Joao	Mccaughan Coltin	Mc Carthy Jack	Kivi Kairo	Pook Pasqual	Vincze Adam
schnellste Runde in Runde	1:02,254 Rn. 7	1:02,266 Rn. 7	1:02,272 Rn. 2	1:02,276 Rn. 7	1:02,293 Rn. 11	1:02,316 Rn. 2	1:02,317 Rn. 4	1:02,329 Rn. 2	1:02,406 Rn. 10	1:02,416 Rn. 2	1:02,430 Rn. 6	1:02,448 Rn. 8
Speed	88,5 km/h	88,5 km/h	88,5 km/h	88,5 km/h	88,5 km/h	88,4 km/h	88,4 km/h	88,4 km/h	88,3 km/h	88,3 km/h	88,3 km/h	88,3 km/h
Lap 1	1:03,349	1:03,639	1:03,904	1:04,904	1:05,496	1:03,104	1:02,607	1:02,771	1:04,884	1:03,089	1:03,408	1:03,454
Lap 2	1:02,639	1:03,517	<u>1:02,272</u>	1:03,194	1:03,427	<u>1:02,316</u>	1:05,977	<u>1:02,329</u>	1:04,167	<u>1:02,416</u>	1:04,780	1:02,845
Lap 3	1:02,350	1:04,126	1:03,091	1:03,813	1:03,272	1:02,678	1:02,418	1:02,377	1:02,648	1:04,167	1:03,234	1:03,127
Lap 4	1:03,677	1:02,681	1:02,992	1:03,000	1:03,513	1:05,523	<u>1:02,317</u>	1:03,601	1:05,356	1:02,590	1:04,615	1:02,829
Lap 5	1:03,016	1:05,398	1:03,498	1:03,192	1:28,091	1:47,216	1:02,462	1:03,531	1:02,737	1:02,796	1:03,033	1:55,394
Lap 6	1:02,338	1:03,676	1:02,779	1:03,106	1:15,646	1:15,712	1:05,991	1:02,939	1:02,810	1:02,479	<u>1:02,430</u>	1:24,855
Lap 7	<u>1:02,254</u>	<u>1:02,266</u>	1:40,560	<u>1:02,276</u>	1:02,815	1:02,431	1:03,338	1:02,382	1:56,723	1:03,079	1:02,781	1:08,667
Lap 8	1:05,719	1:02,832	1:13,888	1:04,442	1:02,513	1:02,337	1:02,740	1:02,626	1:12,746	1:02,468	1:03,566	<u>1:02,448</u>
Lap 9	1:02,706	1:02,842	1:03,185	1:03,063	1:02,546	1:02,475	1:03,180	1:03,086	1:02,865	1:05,278	2:46,984	1:03,398
Lap 10	1:05,425	1:09,138	1:04,234	1:03,810	1:02,599	1:02,685	1:31,537	1:04,856	<u>1:02,406</u>	1:02,965	1:12,950	1:02,903
Lap 11	1:02,961	1:02,506	1:02,788	1:03,061	<u>1:02,293</u>	1:07,181	1:24,021	1:02,487	1:05,385	1:04,608	1:02,947	1:03,033
Lap 12	1:02,843	1:02,634		1:04,270	1:02,775		1:02,848	1:03,450		1:02,810		
Lap 13										1:02,753		



## Non Qualifying Practice 4 125 MAX odd Numbers

Strecke / track: 1531

started: 35

classified: 35

not classified: 0

Fahrername Driver	Fourquemin Paul	Thompson Alain Delon	Brooks Christian	Craig Jake	Mettetal Thomas	Matejcek Jiri	Englert Maximilian	Gamberini Pablo Antonio	Gonzalez Alcant Javier	Christian Silvano	Hayek Tarek	
schnellste Runde in Runde	1:02,451 Rn. 6	1:02,545 Rn. 7	1:02,556 Rn. 3	1:02,597 Rn. 1	1:02,610 Rn. 13	1:02,915 Rn. 12	1:02,934 Rn. 7	1:02,961 Rn. 8	1:03,143 Rn. 7	1:03,651 Rn. 7	1:04,252 Rn. 5	
Speed	88,3 km/h	88,1 km/h	88,1 km/h	88,0 km/h	88,0 km/h	87,6 km/h	87,6 km/h	87,5 km/h	87,3 km/h	86,6 km/h	85,8 km/h	
Lap 1	1:03,159	1:03,418	1:03,216	<u>1:02,597</u>	1:03,802	1:03,226	1:03,859	1:04,012	1:03,275	1:04,732	1:04,704	
Lap 2	1:02,860	1:02,989	1:02,810	1:02,605	1:02,860	1:02,985	1:04,218	1:03,929	1:03,470	1:05,748	1:05,049	
Lap 3	1:02,910	1:03,251	<u>1:02,556</u>	1:03,587	1:03,786	1:04,209	1:04,791	1:04,058	1:03,436	1:04,506	1:05,823	
Lap 4	1:02,681	1:07,161	1:02,955	1:02,690	1:03,253	1:03,352	1:03,505	1:03,459	1:09,767	1:03,884	1:04,679	
Lap 5	1:03,040	1:02,884	1:03,633	1:04,041	1:03,455	1:03,430	1:03,889	1:04,799	1:07,067	1:04,241	<u>1:04,252</u>	
Lap 6	<u>1:02,451</u>	1:02,722	3:20,841	2:19,924	1:05,376	1:03,132	1:03,505	1:03,591	1:05,428	1:03,945	1:05,921	
Lap 7	1:02,643	<u>1:02,545</u>	1:51,374	1:37,966	1:03,196	1:03,377	<u>1:02,934</u>	1:03,237	<u>1:03,143</u>	<u>1:03,651</u>	1:05,975	
Lap 8	1:02,797	1:02,596	1:03,423	1:03,308	1:02,679	1:03,076	1:03,907	<u>1:02,961</u>	1:03,167	1:37,482		
Lap 9	1:03,499	1:02,931	1:03,049	1:03,351	1:02,974	1:04,332	1:03,288	1:03,201	1:06,277	1:35,970		
Lap 10	1:02,982	1:06,728	1:03,397	1:03,788	1:02,928	1:03,397	1:03,212	1:48,701	1:05,734	1:05,856		
Lap 11	1:03,731	1:03,021			1:02,938	1:03,189	1:03,360	1:14,672	1:03,193	1:04,432		
Lap 12	1:03,073	1:02,898			1:03,625	<u>1:02,915</u>	1:03,678		1:03,667	1:03,673		
Lap 13					<u>1:02,610</u>	1:03,531	1:03,560		1:05,269			



## Non Qualifying Practice 4 125 MAX odd Numbers

### Beste Rundenzeiten / best laptimes

Strecke / track: 1531m

Pos	Race Pos.	Str. Nr.	Fahrer driver	Vorname	NAT	Rundenzeit lap time	in R. in lap	Differenz gap first	Abstand gap	Ø Geschw. Ø speed
1	1	247	Besler	Berkay	TUR	1:01,748	7			89,3 km/h
2	2	223	Ibanez	Lluc	ESP	1:01,768	5	0:00,020	0:00,020	89,2 km/h
3	2	223	Ibanez	Lluc	ESP	1:01,779	7	0:00,031	0:00,011	89,2 km/h
4	3	225	Claman-Demelo	Zachary	CAN	1:01,872	5	0:00,124	0:00,093	89,1 km/h
5	4	241	Welezinski	Wiktor	POL	1:01,908	2	0:00,160	0:00,036	89,0 km/h
6	5	229	Drysdale	Dylan	NZL	1:01,981	2	0:00,233	0:00,073	88,9 km/h
7	1	247	Besler	Berkay	TUR	1:01,995	5	0:00,247	0:00,014	88,9 km/h
8	6	203	White	Josh	GBR	1:02,000	3	0:00,252	0:00,005	88,9 km/h
9	1	247	Besler	Berkay	TUR	1:02,008	6	0:00,260	0:00,008	88,9 km/h
10	7	265	Tancredi	Rocco	ITA	1:02,026	10	0:00,278	0:00,018	88,9 km/h
11	2	223	Ibanez	Lluc	ESP	1:02,032	4	0:00,284	0:00,006	88,9 km/h
12	1	247	Besler	Berkay	TUR	1:02,063	10	0:00,315	0:00,031	88,8 km/h
13	8	243	Donnelly	Gary	IRL	1:02,077	10	0:00,329	0:00,014	88,8 km/h
14	9	263	Laghi	Filippo	ITA	1:02,090	5	0:00,342	0:00,013	88,8 km/h
15	10	233	Travnikov	Sergei	RUS	1:02,093	11	0:00,345	0:00,003	88,8 km/h
16	2	223	Ibanez	Lluc	ESP	1:02,097	8	0:00,349	0:00,004	88,8 km/h
17	7	265	Tancredi	Rocco	ITA	1:02,097	8	0:00,349	0:00,000	88,8 km/h
18	8	243	Donnelly	Gary	IRL	1:02,101	5	0:00,353	0:00,004	88,8 km/h
19	8	243	Donnelly	Gary	IRL	1:02,128	11	0:00,380	0:00,027	88,7 km/h
20	10	233	Travnikov	Sergei	RUS	1:02,134	8	0:00,386	0:00,006	88,7 km/h

### Non Qualifying Practice 3 125 MAX even Numbers

Strecke / track: 1531m

started: 36 classified: 36 not classified: 0

Doc. 16

Pos	Str. Nr.	Fahrer Driver	Nation	Entrant	Nation	Runden Laps	Gesamtzeit Differenz	Abstand Gap	beste Runde best Lap	in R. in L.	o Geschw. Speed
1	236	Gonzalez Giarde, Javier	MEX	Carlos Medina	MEX	10			1:02,088	3	88,8 km/h
2	232	Sario, Robin	FIN	Kohtala Sports	FIN	13	0:00,011	0:00,011	1:02,099	3	88,8 km/h
3	254	Bezel, Petr	CZE	Petr Bezel	CZE	12	0:00,022	0:00,011	1:02,110	5	88,7 km/h
4	238	Fridell, Rasmus	SWE	Radne Motor AB	SWE	11	0:00,030	0:00,008	1:02,118	9	88,7 km/h
5	220	Novak, Mario	AUT	Peter Kalman	AUT	13	0:00,062	0:00,032	1:02,150	8	88,7 km/h
6	246	Roovers, Noah	BEL	Roovers Noah	BEL	13	0:00,098	0:00,036	1:02,186	10	88,6 km/h
7	216	Mizuno, Koki	JPN	Eiko Japan	JPN	13	0:00,135	0:00,037	1:02,223	4	88,6 km/h
8	206	Mavlanov, Denis	RUS	Andriychuk Vladimir	RUS	12	0:00,155	0:00,020	1:02,243	12	88,5 km/h
9	264	Dreyspring, Christopher	GER	VPDR	AUT	12	0:00,159	0:00,004	1:02,247	9	88,5 km/h
10	222	Renaudin, Adrien	FRA	Patrice Renaudin	FRA	11	0:00,174	0:00,015	1:02,262	10	88,5 km/h
11	226	Di Leo, Marco	CAN	SRA Karting International Inc	CAN	10	0:00,207	0:00,033	1:02,295	5	88,5 km/h
12	230	Gillis, Cody	AUS	International Karting Distribution	AUS	12	0:00,216	0:00,009	1:02,304	12	88,5 km/h
13	202	Schwiter, Jan	SUI	Kart-Club Oerlikon	SUI	12	0:00,219	0:00,003	1:02,307	12	88,5 km/h
14	204	Fife, Joshua	AUS	International Karting Distribution	AUS	12	0:00,266	0:00,047	1:02,354	4	88,4 km/h
15	262	Darder, Francisco	ARG	Darder Francisco	ARG	14	0:00,269	0:00,003	1:02,357	14	88,4 km/h
16	272	Warge, Felix	BEL	Icepol Racing Team	BEL	11	0:00,276	0:00,007	1:02,364	10	88,4 km/h
17	210	Szabo, Nikolas	SVK	Kart One Arena Racing Team	SVK	13	0:00,304	0:00,028	1:02,392	12	88,3 km/h
18	256	Andreasen, Lasse	DEN	Carsten Andreasen	DEN	13	0:00,309	0:00,005	1:02,397	4	88,3 km/h
19	258	Rosate, Joao	BRA	Mach 5 Karting	BRA	14	0:00,311	0:00,002	1:02,399	4	88,3 km/h
20	244	Van Parijs, Glenn	BEL	Van Parijs Glenn	BEL	13	0:00,321	0:00,010	1:02,409	12	88,3 km/h
21	228	Mazzaferro, Gianfranco	CAN	SRA Karting International Inc	CAN	13	0:00,323	0:00,002	1:02,411	12	88,3 km/h
22	224	Ferro, Diego	PER	Racing Components	COL	14	0:00,336	0:00,013	1:02,424	12	88,3 km/h
23	234	Kverkild, Ruben	NOR	Pro-Karting	NOR	14	0:00,339	0:00,003	1:02,427	10	88,3 km/h
24	240	De Bonis, Ramiro	ARG	Jorge De Bonis	ARG	12	0:00,391	0:00,052	1:02,479	12	88,2 km/h
25	218	Takano, Yuta	JPN	Eiko Japan	JPN	13	0:00,458	0:00,067	1:02,546	3	88,1 km/h
26	214	Schoell, Nicolas	AUT	Strawberry Racing	GBR	10	0:00,516	0:00,058	1:02,604	7	88,0 km/h
27	248	Saganas, Christos	GRE	Saganas Team	GRE	14	0:00,521	0:00,005	1:02,609	5	88,0 km/h
28	266	Kotyk, Felix	AUT	VPDR	AUT	12	0:00,546	0:00,025	1:02,634	9	88,0 km/h
29	250	Rizk, Christophe	LIB	Azimut Automotive Sal	LIB	13	0:00,589	0:00,043	1:02,677	13	87,9 km/h
30	242	Ritter, Kellen	CAN	SRA Karting International Inc	CAN	13	0:00,629	0:00,040	1:02,717	4	87,9 km/h
31	260	Runic, Pierre	BIH	Sportstil Akk	SLO	11	0:00,691	0:00,062	1:02,779	9	87,8 km/h
32	252	Mconnell, Jack	IRL	Mconnell Jack	GBR	13	0:00,800	0:00,109	1:02,888	11	87,6 km/h
33	212	Salhi, Sofiane	ALG	Salhi Sofiane	ALG	11	0:00,853	0:00,053	1:02,941	11	87,6 km/h
34	268	Peroni, Giulio	UAE	Al Ain Raceway	UAE	10	0:00,875	0:00,022	1:02,963	10	87,5 km/h
35	270	Dias, Joshua	RSA	Herder Dias	RSA	12	0:00,951	0:00,076	1:03,039	11	87,4 km/h
36	208	Kim, Kang Du	KOR	Pino Kart Racing	KOR	12	0:01,428	0:00,477	1:03,516	6	86,8 km/h

Clerk of the Course: Ramiro Brito / R.Moselli / L.Azevedo / M.Branco Race-Control: Thomas Lainer Race director: Nigel Edwards

Stewards: Richard Norbury / Michel Guignard / Luis Roby / Philipp Lackman / Vitor Sousa / Jose Angel Mateo

Scrutineer: Paul Klaassen / Ernie Salmon / Francois Loeur / Rizal Jaaffer / Minhut Hasnizam / Ruju Roberio

Time Keeping: KART-DATA timing service Franz Schiesler / Martin Summerer



# RESULTS GRAND FINALS 2016

## SARNO / ITALY, OCT. 15 - 22



### Non Qualifying Practice 3 125 MAX even Numbers

Strecke / track: 1531 started: 36 classified: 36 not classified: 0

Fahrername Driver	Giarde Javier	Sario Robin	Bezel Petr	Fridell Rasmus	Novak Mario	Roovers Noah	Mizuno Koki	Mavlanov Denis	Dreyspring Christopher	Renaudin Adrien	Di Leo Marco	Gillis Cody
schnellste Runde in Runde	1:02,088 Rn. 3	1:02,099 Rn. 3	1:02,110 Rn. 5	1:02,118 Rn. 9	1:02,150 Rn. 8	1:02,186 Rn. 10	1:02,223 Rn. 4	1:02,243 Rn. 12	1:02,247 Rn. 9	1:02,262 Rn. 10	1:02,295 Rn. 5	1:02,304 Rn. 12
Speed	88,8 km/h	88,8 km/h	88,7 km/h	88,7 km/h	88,7 km/h	88,6 km/h	88,6 km/h	88,5 km/h	88,5 km/h	88,5 km/h	88,5 km/h	88,5 km/h
Lap 1	1:02,656	1:03,012	1:03,065	1:02,923	1:02,981	1:13,022	1:02,755	1:03,316	1:19,855	1:03,031	1:03,799	1:02,749
Lap 2	1:02,994	1:02,440	1:02,678	1:02,632	1:03,190	1:02,953	1:02,609	1:02,841	1:03,252	1:03,036	1:12,373	1:02,400
Lap 3	<u>1:02,088</u>	<u>1:02,099</u>	1:02,352	1:02,702	1:02,610	1:02,547	1:02,577	1:02,693	1:02,867	1:02,437	1:02,734	1:02,324
Lap 4	3:57,374	1:02,394	1:02,250	1:02,453	1:02,565	1:03,078	<u>1:02,223</u>	1:02,517	1:02,626	1:02,359	1:03,173	1:02,305
Lap 5	1:14,239	1:02,281	<u>1:02,110</u>	1:03,457	1:02,513	1:04,343	1:02,761	1:02,353	1:02,636	1:02,605	<u>1:02,295</u>	2:11,343
Lap 6	1:02,277	1:02,346	1:57,346	1:02,589	1:03,689	1:20,488	1:02,820	1:02,264	1:27,227	2:41,062	1:03,202	1:15,282
Lap 7	1:02,540	1:02,405	1:12,626	2:40,993	1:02,382	1:29,299	1:05,368	1:49,164	1:03,093	1:13,045	1:02,641	1:06,951
Lap 8	1:02,568	1:36,966	1:02,558	1:08,946	<u>1:02,150</u>	1:03,777	1:04,070	1:17,043	1:02,679	1:02,786	1:02,325	1:02,661
Lap 9	1:07,253	1:09,770	1:03,868	<u>1:02,118</u>	1:03,748	1:02,501	1:02,349	1:02,473	<u>1:02,247</u>	1:02,564	1:02,422	1:02,687
Lap 10	1:02,448	1:02,340	1:02,619	1:02,160	1:02,217	<u>1:02,186</u>	1:02,481	1:02,715	1:02,280	<u>1:02,262</u>	1:02,406	1:02,518
Lap 11		1:02,302	1:02,325	1:02,293	1:02,553	1:02,893	1:02,324	1:02,422	1:42,021	1:04,288		1:02,462
Lap 12		1:02,342	1:02,487		1:04,369	1:02,659	1:02,826	<u>1:02,243</u>	1:09,387			<u>1:02,304</u>
Lap 13		1:02,586			1:03,246	1:02,396	1:02,767					
Lap 14												



# RESULTS GRAND FINALS 2016

## SARNO / ITALY, OCT. 15 - 22



### Non Qualifying Practice 3 125 MAX even Numbers

Strecke / track: 1531 started: 36 classified: 36 not classified: 0

Fahrername Driver	Schwiter Jan	Fife Joshua	Darder Francisco	Warge Felix	Szabo Nikolas	Andreasen Lasse	Rosate Joao	Van Parijs Glenn	Mazzaferro Gianfranco	Ferro Diego	Kverkild Ruben	De Bonis Ramiro
schnellste Runde in Runde	1:02,307 Rn. 12	1:02,354 Rn. 4	1:02,357 Rn. 14	1:02,364 Rn. 10	1:02,392 Rn. 12	1:02,397 Rn. 4	1:02,399 Rn. 4	1:02,409 Rn. 12	1:02,411 Rn. 12	1:02,424 Rn. 12	1:02,427 Rn. 10	1:02,479 Rn. 12
Speed	88,5 km/h	88,4 km/h	88,4 km/h	88,4 km/h	88,3 km/h	88,3 km/h	88,3 km/h	88,3 km/h	88,3 km/h	88,3 km/h	88,3 km/h	88,2 km/h
Lap 1	1:03,525	1:06,759	1:14,794	1:03,073	1:03,213	1:03,212	1:03,643	1:12,220	1:03,140	1:04,109	1:12,551	1:03,585
Lap 2	1:02,763	1:03,051	1:03,736	1:02,519	1:03,296	1:02,960	1:07,963	1:03,020	1:03,136	1:03,538	1:03,517	1:03,297
Lap 3	1:02,935	1:02,593	1:05,142	1:02,568	1:02,641	1:02,695	1:02,897	1:03,950	1:02,888	1:02,819	1:03,169	1:02,972
Lap 4	2:13,058	<u>1:02,354</u>	1:03,092	1:02,475	1:03,152	<u>1:02,397</u>	<u>1:02,399</u>	1:02,685	1:02,724	1:02,881	1:02,668	1:03,001
Lap 5	1:15,044	2:18,656	1:02,896	1:03,843	1:02,455	1:02,758	1:03,042	1:02,539	1:02,516	1:02,731	1:02,449	1:03,735
Lap 6	1:08,045	1:15,321	1:02,630	1:02,466	1:02,763	1:02,705	1:02,767	1:02,536	1:02,666	1:02,735	1:02,766	1:02,728
Lap 7	1:02,719	1:02,360	1:03,270	2:50,825	1:02,688	1:04,109	1:03,160	1:53,663	1:02,890	1:03,500	1:27,417	1:02,681
Lap 8	1:02,328	1:02,651	1:07,703	1:08,987	1:02,853	1:03,150	1:03,097	1:11,182	1:02,533	1:02,804	1:08,683	2:03,216
Lap 9	1:03,012	1:02,484	1:09,808	1:02,550	1:02,441	1:02,572	1:02,763	1:02,645	1:02,916	1:02,528	1:02,549	1:14,381
Lap 10	1:02,444	1:02,419	1:03,119	<u>1:02,364</u>	1:05,845	1:02,808	1:03,508	1:03,217	1:03,004	1:02,816	<u>1:02,427</u>	1:02,689
Lap 11	1:02,525	1:03,854	1:02,832	1:02,465	1:02,434	1:02,922	1:03,165	1:03,068	1:03,272	1:02,442	1:02,560	1:02,655
Lap 12	<u>1:02,307</u>	1:03,916	1:02,724		<u>1:02,392</u>	1:03,122	1:02,608	<u>1:02,409</u>	<u>1:02,411</u>	<u>1:02,424</u>	1:03,212	<u>1:02,479</u>
Lap 13			1:02,749		1:03,580	1:02,774	1:02,670	1:02,563	1:02,516	1:02,711	1:02,951	
Lap 14			<u>1:02,357</u>				1:02,929			1:02,818	1:02,594	



## Non Qualifying Practice 3 125 MAX even Numbers

Strecke / track: 1531

started: 36

classified: 36

not classified: 0

Fahrername Driver	Takano Yuta	Schoell Nicolas	Saganas Christos	Kotyk Felix	Rizk Christophe	Ritter Kellen	Runic Pierre	Mcconnell Jack	Salhi Sofiane	Peroni Giulio	Dias Joshua	Kim Kang Du
schnellste Runde in Runde	1:02,546 Rn. 3	1:02,604 Rn. 7	1:02,609 Rn. 5	1:02,634 Rn. 9	1:02,677 Rn. 13	1:02,717 Rn. 4	1:02,779 Rn. 9	1:02,888 Rn. 11	1:02,941 Rn. 11	1:02,963 Rn. 10	1:03,039 Rn. 11	1:03,516 Rn. 6
Speed	88,1 km/h	88,0 km/h	88,0 km/h	88,0 km/h	87,9 km/h	87,9 km/h	87,8 km/h	87,6 km/h	87,6 km/h	87,5 km/h	87,4 km/h	86,8 km/h
Lap 1	1:03,507	1:02,960	1:03,369	1:03,304	1:03,812	1:03,633	1:03,251	1:13,337	1:04,317	1:07,073	1:04,564	1:04,298
Lap 2	1:03,012	1:02,638	1:03,834	1:02,919	1:03,601	1:03,602	1:02,980	1:03,431	1:03,440	1:03,620	1:03,628	1:21,142
Lap 3	<u>1:02,546</u>	2:38,133	1:03,934	1:02,760	1:02,943	1:02,824	1:03,212	1:03,682	1:03,542	1:03,663	1:03,565	1:03,962
Lap 4	1:02,548	1:15,146	1:03,179	1:02,660	1:03,422	<u>1:02,717</u>	1:02,844	1:03,455	1:03,276	1:03,634	1:03,339	1:04,497
Lap 5	1:02,684	1:02,837	<u>1:02,609</u>	1:02,718	1:03,655	1:03,393	2:13,813	1:03,201	1:04,924	1:03,584	1:03,280	1:03,847
Lap 6	1:02,831	1:02,693	1:02,750	1:55,092	1:03,116	1:02,768	1:12,945	1:03,142	1:04,189	3:34,910	2:07,393	<u>1:03,516</u>
Lap 7	1:03,310	<u>1:02,604</u>	1:02,660	1:19,441	1:10,243	1:02,958	1:03,071	1:03,307	1:05,636	1:18,702	1:11,445	1:03,736
Lap 8	1:02,791	2:30,552	1:02,739	1:03,064	1:03,272	1:03,509	1:02,953	1:03,240	1:03,542	1:04,287	1:03,605	1:03,723
Lap 9	1:02,594	1:09,343	1:02,827	<u>1:02,634</u>	1:03,562	1:03,247	<u>1:02,779</u>	2:06,176	1:03,322	1:03,620	1:03,263	1:58,072
Lap 10	1:02,671	1:02,926	1:02,849	1:03,083	1:03,779	1:02,900	1:02,887	1:12,206	1:05,146	<u>1:02,963</u>	1:03,181	1:12,203
Lap 11	1:03,709		1:03,057	1:03,760	1:02,980	1:03,198	1:02,865	<u>1:02,888</u>	<u>1:02,941</u>		<u>1:03,039</u>	1:03,945
Lap 12	1:02,652		1:02,984	1:02,664	1:02,783	1:02,956		1:03,219			1:03,316	1:03,983
Lap 13	1:03,002		1:03,109		<u>1:02,677</u>	1:03,043		1:02,964				
Lap 14			1:02,638									



## Non Qualifying Practice 3 125 MAX even Numbers

### Beste Rundenzeiten / best laptimes

Strecke / track: 1531m

Pos	Race Pos.	Str. Nr.	Fahrer driver	Vorname	NAT	Rundenzeit lap time	in R. in lap	Differenz gap first	Abstand gap	Ø Geschw. Ø speed
1	1	236	Gonzalez Giarde	Javier	MEX	1:02,088	3			88,8 km/h
2	2	232	Sario	Robin	FIN	1:02,099	3	0:00,011	0:00,011	88,8 km/h
3	3	254	Bezel	Petr	CZE	1:02,110	5	0:00,022	0:00,011	88,7 km/h
4	4	238	Fridell	Rasmus	SWE	1:02,118	9	0:00,030	0:00,008	88,7 km/h
5	5	220	Novak	Mario	AUT	1:02,150	8	0:00,062	0:00,032	88,7 km/h
6	4	238	Fridell	Rasmus	SWE	1:02,160	10	0:00,072	0:00,010	88,7 km/h
7	6	246	Roovers	Noah	BEL	1:02,186	10	0:00,098	0:00,026	88,6 km/h
8	5	220	Novak	Mario	AUT	1:02,217	10	0:00,129	0:00,031	88,6 km/h
9	7	216	Mizuno	Koki	JPN	1:02,223	4	0:00,135	0:00,006	88,6 km/h
10	8	206	Mavlanov	Denis	RUS	1:02,243	12	0:00,155	0:00,020	88,5 km/h
11	9	264	Dreyspring	Christopher	GER	1:02,247	9	0:00,159	0:00,004	88,5 km/h
12	3	254	Bezel	Petr	CZE	1:02,250	4	0:00,162	0:00,003	88,5 km/h
13	10	222	Renaudin	Adrien	FRA	1:02,262	10	0:00,174	0:00,012	88,5 km/h
14	8	206	Mavlanov	Denis	RUS	1:02,264	6	0:00,176	0:00,002	88,5 km/h
15	1	236	Gonzalez Giarde	Javier	MEX	1:02,277	6	0:00,189	0:00,013	88,5 km/h
16	9	264	Dreyspring	Christopher	GER	1:02,280	10	0:00,192	0:00,003	88,5 km/h
17	2	232	Sario	Robin	FIN	1:02,281	5	0:00,193	0:00,001	88,5 km/h
18	4	238	Fridell	Rasmus	SWE	1:02,293	11	0:00,205	0:00,012	88,5 km/h
19	11	226	Di Leo	Marco	CAN	1:02,295	5	0:00,207	0:00,002	88,5 km/h
20	2	232	Sario	Robin	FIN	1:02,302	11	0:00,214	0:00,007	88,5 km/h



### Non Qualifying Practice 3 125 MAX odd Numbers

Strecke / track: 1531m

started: 35 classified: 35 not classified: 0

Doc. 15

Pos	Str. Nr.	Fahrer Driver	Nation	Entrant	Nation	Runden Laps	Gesamtzeit Differenz	Abstand Gap	beste Runde best Lap	in R. in L.	o Geschw. o Speed
1	229	Drysdale, Dylan	INZL	Drysdale Dylan	INZL	13			1:01,807	13	89,2 km/h
2	247	Besler, Berkay	TUR	Besler Mehmet	TUR	9	0:00,221	0:00,221	1:02,028	5	88,9 km/h
3	225	Claman-Demelo, Zachary	CAN	SRA Karting International Inc	CAN	7	0:00,343	0:00,122	1:02,150	6	88,7 km/h
4	261	Borlido, Bruno	POR	Borlido Bruno	POR	11	0:00,344	0:00,001	1:02,151	11	88,7 km/h
5	243	Donnelly, Gary	IRL	Strawberry Racing	GBR	11	0:00,356	0:00,012	1:02,163	10	88,7 km/h
6	263	Laghi, Filippo	ITA	Laghi Filippo	ITA	11	0:00,366	0:00,010	1:02,173	5	88,6 km/h
7	201	Sjoeborg, Jesper	SWE	Radne Motor AB	SWE	13	0:00,419	0:00,053	1:02,226	13	88,6 km/h
8	249	Kivi, Kairo	EST	TGT Racing	EST	13	0:00,478	0:00,059	1:02,285	12	88,5 km/h
9	203	White, Josh	GBR	Coles Racing	GBR	11	0:00,479	0:00,001	1:02,286	9	88,5 km/h
10	233	Travnikov, Sergei	RUS	Andriychuk Vladimir	RUS	12	0:00,481	0:00,002	1:02,288	12	88,5 km/h
11	245	Dina, Alexandru Const	ROU	Road Runner Racing Team	ROU	12	0:00,506	0:00,025	1:02,313	12	88,5 km/h
12	207	Cunha, Joao	BRA	Mach 5 Karting	BRA	12	0:00,512	0:00,006	1:02,319	6	88,4 km/h
13	265	Tancredi, Rocco	ITA	Salvatore Tancredi	ITA	13	0:00,544	0:00,032	1:02,351	13	88,4 km/h
14	271	Trombelli, Alessandro	ITA	KR Sport	ITA	13	0:00,556	0:00,012	1:02,363	13	88,4 km/h
15	223	Ibanez, Lluc	ESP	Binakart	ESP	13	0:00,568	0:00,012	1:02,375	8	88,4 km/h
16	227	Mccaughan, Coltin	CAN	SRA Karting International Inc	CAN	12	0:00,592	0:00,024	1:02,399	12	88,3 km/h
17	209	Thompson, Alain Delon	RSA	Alan Thompson	RSA	13	0:00,598	0:00,006	1:02,405	13	88,3 km/h
18	253	Skelton, Josh	GBR	John Skelton	GBR	11	0:00,630	0:00,032	1:02,437	10	88,3 km/h
19	255	Fourquemin, Paul	FRA	Fourquemin Paul	FRA	13	0:00,676	0:00,046	1:02,483	9	88,2 km/h
20	251	McCarthy, Jack	GBR	Strawberry Racing	GBR	9	0:00,714	0:00,038	1:02,521	9	88,2 km/h
21	211	Pratama, M Ferrel	INA	KRS Motorsports	MAS	12	0:00,767	0:00,053	1:02,574	11	88,1 km/h
22	241	Welezinski, Wiktor	POL	KMS	POL	11	0:00,819	0:00,052	1:02,626	5	88,0 km/h
23	213	Christian, Silvano	INA	KRS Motorsports	MAS	12	0:00,848	0:00,029	1:02,655	11	88,0 km/h
24	221	Van Berlo, Kay	MED	Hugo Motorsports	MED	11	0:00,855	0:00,007	1:02,662	9	88,0 km/h
25	231	Tuominen, Rasmus	FIN	Kohtala Sports	FIN	11	0:00,872	0:00,017	1:02,679	11	87,9 km/h
26	235	Brooks, Christian	USA	Maxspeed Group	USA	13	0:00,881	0:00,009	1:02,688	6	87,9 km/h
27	239	Mettetal, Thomas	FRA	Mettetal Thomas	FRA	13	0:00,897	0:00,016	1:02,704	13	87,9 km/h
28	267	Pook, Pasqual	UAE	Al Ain Raceway	UAE	11	0:00,906	0:00,009	1:02,713	11	87,9 km/h
29	259	Matejcek, Jiri	CZE	JM-Kart Klub V ACR	CZE	13	0:00,976	0:00,070	1:02,783	12	87,8 km/h
30	205	Craig, Jake	USA	Maxspeed Group	USA	10	0:01,030	0:00,054	1:02,837	3	87,7 km/h
31	217	Englert, Maximilian	PAR	Mach 5 Karting	BRA	13	0:01,232	0:00,202	1:03,039	11	87,4 km/h
32	237	Gonzalez Alcant, Javier	MEX	Carlos Medina	MEX	13	0:01,246	0:00,014	1:03,053	8	87,4 km/h
33	215	Gamberini, Pablo Antonio	CHI	Pablo Gamberini Bonnemaison	CHI	9	0:01,501	0:00,255	1:03,308	9	87,1 km/h
34	219	Vincze, Adam	HUN	Top-Motorsport Egyesulet	HUN	6	0:01,505	0:00,004	1:03,312	6	87,1 km/h
35	269	Hayek, Tarek	EGY	Ghibli Raceway Egypt	EGY	9	0:02,103	0:00,598	1:03,910	7	86,2 km/h

Clerk of the Course: Ramiro Brito / R.Moselli / L.Azevedo / M.Branco Race-Control: Thomas Lainer Race director: Nigel Edwards

Stewards: Richard Norbury / Michel Guignard / Luis Roby / Philipp Lackman / Vitor Sousa / Jose Angel Mateo

Scrutineer: Paul Klaassen / Ernie Salmon / Francois Loeur / Rizal Jaafer / Minhat Hasnizam / Ruju Roberio

Time Keeping: KART-DATA timing service Franz Schieszler / Martin Summerer



# RESULTS GRAND FINALS 2016

## SARNO / ITALY, OCT. 15 - 22



### Non Qualifying Practice 3 125 MAX odd Numbers

Strecke / track: 1531 started: 35 classified: 35 not classified: 0

Fahrername Driver	Drysdale Dylan	Besler Berkay	Demelo Zachary	Borlido Bruno	Donnelly Gary	Laghi Filippo	Sjoeborg Jesper	Kivi Kairo	White Josh	Travnikov Sergei	Dina Alexandru Const	Cunha Joao
schnellste Runde in Runde	1:01,807 Rn. 13	1:02,028 Rn. 5	1:02,150 Rn. 6	1:02,151 Rn. 11	1:02,163 Rn. 10	1:02,173 Rn. 5	1:02,226 Rn. 13	1:02,285 Rn. 12	1:02,286 Rn. 9	1:02,288 Rn. 12	1:02,313 Rn. 12	1:02,319 Rn. 6
Speed	89,2 km/h	88,9 km/h	88,7 km/h	88,7 km/h	88,7 km/h	88,6 km/h	88,6 km/h	88,5 km/h	88,5 km/h	88,5 km/h	88,5 km/h	88,4 km/h
Lap 1	1:05,357	1:03,395	1:04,014	1:03,163	1:03,727	1:03,806	1:04,902	1:05,883	1:05,285	1:17,167	1:03,266	1:04,936
Lap 2	1:04,785	1:03,372	1:02,773	1:02,314	1:02,742	1:04,088	1:02,849	1:04,942	1:02,866	1:02,872	1:02,929	1:02,643
Lap 3	1:02,613	1:02,298	1:04,627	1:02,668	1:02,561	1:06,803	1:02,919	1:02,755	1:02,585	1:03,653	1:03,603	1:03,302
Lap 4	1:02,628	1:02,658	1:02,524	1:02,513	1:02,794	1:02,644	1:04,080	1:02,801	2:45,580	1:02,895	1:03,029	1:04,398
Lap 5	1:02,705	<u>1:02,028</u>	1:02,240	1:02,545	1:02,771	<u>1:02,173</u>	1:05,128	1:02,598	1:23,319	1:05,992	1:02,450	1:02,659
Lap 6	1:02,828	1:02,640	<u>1:02,150</u>	1:02,534	1:11,133	1:51,495	1:03,031	1:03,092	1:02,421	1:18,942	1:02,352	<u>1:02,319</u>
Lap 7	1:02,697	1:04,672	1:02,391	2:19,297	2:41,007	1:11,777	1:02,360	1:02,679	1:02,926	1:03,663	1:02,528	1:03,166
Lap 8	1:02,535	1:04,718		1:26,979	1:11,274	1:02,405	1:02,436	1:02,563	1:02,740	1:02,842	1:02,886	1:02,726
Lap 9	1:03,131	1:02,477		1:02,980	1:03,389	1:04,367	1:02,413	1:02,872	<u>1:02,286</u>	1:05,094	1:49,180	2:01,344
Lap 10	1:03,630			1:02,402	<u>1:02,163</u>	1:02,205	1:02,511	1:02,560	1:02,519	1:02,627	1:09,339	1:16,139
Lap 11	1:02,148			<u>1:02,151</u>	1:02,289	1:02,400	1:03,405	1:03,473	1:02,393	1:02,700	1:02,433	1:02,593
Lap 12	1:04,344						1:02,947	<u>1:02,285</u>		<u>1:02,288</u>	<u>1:02,313</u>	1:02,996
Lap 13	<u>1:01,807</u>						<u>1:02,226</u>	1:02,362				



## Non Qualifying Practice 3 125 MAX odd Numbers

Strecke / track: 1531

started: 35

classified: 35

not classified: 0

Fahrername Driver	Tancredi Rocco	Trombelli Alessandro	Ibanez Lluc	Mccaughan Coltin	Thompson Alain Delon	Skelton Josh	Fourquemin Paul	Mc Carthy Jack	Pratama M Ferrel	Welezinski Wiktor	Christian Silvano	Van Berlo Kay
schnellste Runde in Runde	1:02,351 Rn. 13	1:02,363 Rn. 13	1:02,375 Rn. 8	1:02,399 Rn. 12	1:02,405 Rn. 13	1:02,437 Rn. 10	1:02,483 Rn. 9	1:02,521 Rn. 9	1:02,574 Rn. 11	1:02,626 Rn. 5	1:02,655 Rn. 11	1:02,662 Rn. 9
Speed	88,4 km/h	88,4 km/h	88,4 km/h	88,3 km/h	88,3 km/h	88,3 km/h	88,2 km/h	88,2 km/h	88,1 km/h	88,0 km/h	88,0 km/h	88,0 km/h
Lap 1	1:03,653	1:21,105	1:03,628	1:05,297	1:03,684	1:03,309	1:03,508	1:04,173	1:03,729	1:03,280	1:04,573	1:04,089
Lap 2	1:03,010	1:03,718	1:02,804	1:36,019	1:04,043	1:02,602	1:03,103	1:02,819	1:03,235	1:02,934	1:02,941	1:03,263
Lap 3	1:03,014	1:02,854	1:02,594	1:17,591	1:03,401	1:03,697	1:03,849	1:03,239	1:03,318	1:02,874	1:03,530	1:03,305
Lap 4	1:02,791	1:06,661	1:02,712	1:03,441	1:02,988	1:02,987	1:03,406	1:03,043	1:03,087	1:02,676	1:02,827	1:03,265
Lap 5	1:02,572	1:02,808	1:02,521	1:03,355	1:03,154	2:41,570	1:03,509	1:02,777	2:00,252	<u>1:02,626</u>	1:58,028	1:03,035
Lap 6	1:02,785	1:02,641	1:02,644	1:02,905	1:04,007	1:12,615	1:10,280	2:37,506	1:14,330	2:11,737	1:14,385	1:03,017
Lap 7	1:02,603	1:02,416	1:02,824	1:02,719	1:03,063	1:03,092	1:03,078	1:15,160	1:02,879	1:28,300	1:03,268	1:02,881
Lap 8	1:02,441	1:02,675	<u>1:02,375</u>	1:02,694	1:03,052	1:02,767	1:02,767	1:02,760	1:03,056	1:08,210	1:03,805	1:02,840
Lap 9	1:03,167	1:47,124	1:06,591	1:02,626	1:03,255	1:02,455	<u>1:02,483</u>	<u>1:02,521</u>	1:03,187	1:02,755	1:03,364	<u>1:02,662</u>
Lap 10	1:02,644	1:09,267	1:02,735	1:02,597	1:02,938	<u>1:02,437</u>	1:03,159		1:02,787	1:03,696	1:02,884	1:02,861
Lap 11	1:02,488	1:02,539	1:07,017	1:03,395	1:02,622	1:02,735	1:02,991		<u>1:02,574</u>	1:02,682	<u>1:02,655</u>	1:02,966
Lap 12	1:02,943	1:02,540	1:02,718	<u>1:02,399</u>	1:02,764		1:02,652		1:02,679		1:02,979	
Lap 13	<u>1:02,351</u>	<u>1:02,363</u>	1:02,718		1:02,405		1:02,640					



# RESULTS GRAND FINALS 2016

## SARNO / ITALY, OCT. 15 - 22



### Non Qualifying Practice 3 125 MAX odd Numbers

Strecke / track: 1531 started: 35 classified: 35 not classified: 0

Fahrername Driver	Tuominen Rasmus	Brooks Christian	Mettetal Thomas	Pook Pasqual	Matejcek Jiri	Craig Jake	Englert Maximilian	Gonzalez Alcant Javier	Gamberini Pablo Antonio	Vincze Adam	Hayek Tarek	
schnellste Runde in Runde	1:02,679 Rn. 11	1:02,688 Rn. 6	1:02,704 Rn. 13	1:02,713 Rn. 11	1:02,783 Rn. 12	1:02,837 Rn. 3	1:03,039 Rn. 11	1:03,053 Rn. 8	1:03,308 Rn. 9	1:03,312 Rn. 6	1:03,910 Rn. 7	
Speed	87,9 km/h	87,9 km/h	87,9 km/h	87,9 km/h	87,8 km/h	87,7 km/h	87,4 km/h	87,4 km/h	87,1 km/h	87,1 km/h	86,2 km/h	
Lap 1	1:03,458	1:18,765	1:03,841	1:08,298	1:04,208	1:03,608	1:05,947	1:03,525	1:04,923	1:12,879	1:05,403	
Lap 2	1:03,796	1:03,894	1:03,788	1:03,341	1:03,784	1:02,929	1:03,563	1:09,045	1:07,386	1:03,541	1:10,182	
Lap 3	1:04,006	1:03,421	1:03,074	1:03,931	1:04,485	<u>1:02,837</u>	1:04,047	1:03,627	1:08,167	1:03,388	1:04,542	
Lap 4	1:02,728	1:03,549	1:02,962	1:03,411	1:07,951	1:06,159	1:03,085	1:03,421	1:03,613	1:03,535	1:04,693	
Lap 5	1:02,733	1:03,069	1:02,902	1:02,722	1:06,020	3:04,203	1:04,018	1:03,241	1:03,991	1:06,022	1:04,166	
Lap 6	1:03,947	<u>1:02,688</u>	1:03,450	2:11,841	1:03,435	1:34,432	1:03,588	1:03,409	1:04,527	<u>1:03,312</u>	1:04,344	
Lap 7	1:02,774	1:17,200	1:03,060	1:24,690	1:03,487	1:11,209	1:03,360	1:03,649	1:04,298		<u>1:03,910</u>	
Lap 8	1:38,287	1:03,447	1:02,935	1:13,513	1:03,008	1:03,360	1:03,901	<u>1:03,053</u>	1:03,453		1:52,579	
Lap 9	1:18,836	1:17,913	1:02,814	1:03,080	1:02,935	1:02,968	1:03,514	1:03,084	<u>1:03,308</u>		1:06,420	
Lap 10	1:03,071	1:15,749	1:03,620	1:02,857	1:02,956	1:02,895	1:03,338	1:03,208				
Lap 11	<u>1:02,679</u>	1:05,548	1:02,965	<u>1:02,713</u>	1:02,939		<u>1:03,039</u>	1:04,235				
Lap 12		1:05,690	1:02,723		<u>1:02,783</u>		1:03,817	1:03,104				
Lap 13		1:03,075	<u>1:02,704</u>		1:02,870		1:04,083	1:06,824				



## Non Qualifying Practice 3 125 MAX odd Numbers

### Beste Rundenzeiten / best laptimes

Strecke / track: 1531m

Pos	Race Pos.	Str. Nr.	Fahrer driver	Vorname	NAT	Rundenzeit lap time	in R. in lap	Differenz gap first	Abstand gap	Ø Geschw. Ø speed
1	1	229	Drysdale	Dylan	NZL	1:01,807	13			89,2 km/h
2	2	247	Besler	Berkay	TUR	1:02,028	5	0:00,221	0:00,221	88,9 km/h
3	1	229	Drysdale	Dylan	NZL	1:02,148	11	0:00,341	0:00,120	88,7 km/h
4	3	225	Claman-Demelo	Zachary	CAN	1:02,150	6	0:00,343	0:00,002	88,7 km/h
5	4	261	Borlido	Bruno	POR	1:02,151	11	0:00,344	0:00,001	88,7 km/h
6	5	243	Donnelly	Gary	IRL	1:02,163	10	0:00,356	0:00,012	88,7 km/h
7	6	263	Laghi	Filippo	ITA	1:02,173	5	0:00,366	0:00,010	88,6 km/h
8	6	263	Laghi	Filippo	ITA	1:02,205	10	0:00,398	0:00,032	88,6 km/h
9	7	201	Sjoeberg	Jesper	SWE	1:02,226	13	0:00,419	0:00,021	88,6 km/h
10	3	225	Claman-Demelo	Zachary	CAN	1:02,240	5	0:00,433	0:00,014	88,6 km/h
11	8	249	Kivi	Kairo	EST	1:02,285	12	0:00,478	0:00,045	88,5 km/h
12	9	203	White	Josh	GBR	1:02,286	9	0:00,479	0:00,001	88,5 km/h
13	10	233	Travnikov	Sergei	RUS	1:02,288	12	0:00,481	0:00,002	88,5 km/h
14	5	243	Donnelly	Gary	IRL	1:02,289	11	0:00,482	0:00,001	88,5 km/h
15	2	247	Besler	Berkay	TUR	1:02,298	3	0:00,491	0:00,009	88,5 km/h
16	11	245	Dina	Alexandru Const	ROU	1:02,313	12	0:00,506	0:00,015	88,5 km/h
17	4	261	Borlido	Bruno	POR	1:02,314	2	0:00,507	0:00,001	88,4 km/h
18	12	207	Cunha	Joao	BRA	1:02,319	6	0:00,512	0:00,005	88,4 km/h
19	13	265	Tancredi	Rocco	ITA	1:02,351	13	0:00,544	0:00,032	88,4 km/h
20	11	245	Dina	Alexandru Const	ROU	1:02,352	6	0:00,545	0:00,001	88,4 km/h

### Non Qualifying Practice 2 125 MAX even Numbers

Strecke / track: 1531m

started: 36 classified: 36 not classified: 0

Doc. 6

Pos	Str. Nr.	Fahrer Driver	Nation	Entrant	Nation	Runden Laps	Gesamtzeit Differenz	Abstand Gap	beste Runde best Lap	in R. in L.	o Geschw. o Speed
1	262	Darder, Francisco	ARG	Darder Francisco	ARG	14			1:02,360	12	88,4 km/h
2	210	Szabo, Nikolas	SVK	Kart One Arena Racing Team	SVK	13	0:00,004	0:00,004	1:02,364	13	88,4 km/h
3	220	Novak, Mario	AUT	Peter Kalman	AUT	13	0:00,008	0:00,004	1:02,368	9	88,4 km/h
4	272	Warge, Felix	BEL	Icepul Racing Team	BEL	12	0:00,009	0:00,001	1:02,369	12	88,4 km/h
5	246	Roovers, Noah	BEL	Roovers Noah	BEL	12	0:00,042	0:00,033	1:02,402	11	88,3 km/h
6	206	Mavlanov, Denis	RUS	Andriychuk Vladimir	RUS	11	0:00,043	0:00,001	1:02,403	10	88,3 km/h
7	254	Bezel, Petr	CZE	Petr Bezel	CZE	11	0:00,057	0:00,014	1:02,417	11	88,3 km/h
8	216	Mizuno, Koki	JPN	Eiko Japan	JPN	13	0:00,097	0:00,040	1:02,457	10	88,2 km/h
9	236	Gonzalez Giarde, Javier	MEX	Carlos Medina	MEX	11	0:00,117	0:00,020	1:02,477	10	88,2 km/h
10	264	Dreyspring, Christopher	GER	VPDR	AUT	11	0:00,133	0:00,016	1:02,493	10	88,2 km/h
11	238	Fridell, Rasmus	SWE	Radne Motor AB	SWE	13	0:00,133	0:00,000	1:02,493	10	88,2 km/h
12	202	Schwiter, Jan	SUI	Kart-Club Oerlikon	SUI	12	0:00,136	0:00,003	1:02,496	12	88,2 km/h
13	232	Sario, Robin	FIN	Kohtala Sports	FIN	13	0:00,153	0:00,017	1:02,513	11	88,2 km/h
14	258	Rosate, Joao	BRA	Mach 5 Karting	BRA	14	0:00,160	0:00,007	1:02,520	14	88,2 km/h
15	230	Gillis, Cody	AUS	International Karting Distribution	AUS	12	0:00,221	0:00,061	1:02,581	5	88,1 km/h
16	204	Fife, Joshua	AUS	International Karting Distribution	AUS	13	0:00,221	0:00,000	1:02,581	5	88,1 km/h
17	234	Kverkild, Ruben	NOR	Pro-Karting	NOR	13	0:00,248	0:00,027	1:02,608	5	88,0 km/h
18	214	Schoell, Nicolas	AUT	Strawberry Racing	GBR	12	0:00,289	0:00,041	1:02,649	12	88,0 km/h
19	228	Mazzaferro, Gianfranco	CAN	SRA Karting International Inc	CAN	12	0:00,297	0:00,008	1:02,657	11	88,0 km/h
20	226	Di Leo, Marco	CAN	SRA Karting International Inc	CAN	12	0:00,326	0:00,029	1:02,686	12	87,9 km/h
21	218	Takano, Yuta	JPN	Eiko Japan	JPN	13	0:00,392	0:00,066	1:02,752	13	87,8 km/h
22	244	Van Parijs, Glenn	BEL	Van Parijs Glenn	BEL	13	0:00,403	0:00,011	1:02,763	11	87,8 km/h
23	266	Kotyk, Felix	AUT	VPDR	AUT	10	0:00,417	0:00,014	1:02,777	10	87,8 km/h
24	222	Renaudin, Adrien	FRA	Patrice Renaudin	FRA	12	0:00,461	0:00,044	1:02,821	11	87,7 km/h
25	250	Rizk, Christophe	LIB	Azimut Automotive Sal	LIB	13	0:00,463	0:00,002	1:02,823	13	87,7 km/h
26	240	De Bonis, Ramiro	ARG	Jorge De Bonis	ARG	11	0:00,545	0:00,082	1:02,905	9	87,6 km/h
27	256	Andreasen, Lasse	DEN	Carsten Andreasen	DEN	12	0:00,565	0:00,020	1:02,925	6	87,6 km/h
28	260	Runic, Pierre	BIH	Sportstil Akk	SLO	12	0:00,576	0:00,011	1:02,936	6	87,6 km/h
29	248	Saganas, Christos	GRE	Saganas Team	GRE	13	0:00,584	0:00,008	1:02,944	11	87,6 km/h
30	242	Ritter, Kellen	CAN	SRA Karting International Inc	CAN	13	0:00,669	0:00,085	1:03,029	6	87,4 km/h
31	224	Ferro, Diego	PER	Racing Components	COL	13	0:00,732	0:00,063	1:03,092	10	87,4 km/h
32	208	Kim, Kang Du	KOR	Pino Kart Racing	KOR	12	0:00,916	0:00,184	1:03,276	8	87,1 km/h
33	252	Mcconnell, Jack	IRL	Mcconnell Jack	GBR	13	0:00,957	0:00,041	1:03,317	13	87,0 km/h
34	270	Dias, Joshua	RSA	Herder Dias	RSA	12	0:00,999	0:00,042	1:03,359	5	87,0 km/h
35	268	Peroni, Giulio	UAE	Al Ain Raceway	UAE	13	0:01,205	0:00,206	1:03,565	13	86,7 km/h
36	212	Salhi, Sofiane	ALG	Salhi Sofiane	ALG	13	0:01,252	0:00,047	1:03,612	12	86,6 km/h

Clerk of the Course: Ramiro Brito / R.Moselli / L.Azevedo / M.Branco Race-Control: Thomas Lainer Race director: Nigel Edwards

Stewards: Richard Norbury / Michel Guignard / Luis Roby / Philipp Lackman / Vitor Sousa / Jose Angel Mateo

Scrutineer: Paul Klaassen / Ernie Salmon / Francois Loeur / Rizal Jaaffer / Minhut Hasnizam / Ruju Roberio

Time Keeping: KART-DATA timing service Franz Schiesler / Martin Summerer



# RESULTS GRAND FINALS 2016

## SARNO / ITALY, OCT. 15 - 22



### Non Qualifying Practice 2 125 MAX even Numbers

Strecke / track: 1531      started: 36      classified: 36      not classified: 0

Fahrername Driver	Darder Francisco	Szabo Nikolas	Novak Mario	Warge Felix	Roovers Noah	Mavlanov Denis	Bezel Petr	Mizuno Koki	Giarde Javier	Dreyspring Christopher	Fridell Rasmus	Schwiter Jan
schnellste Runde in Runde	1:02,360 Rn. 12	1:02,364 Rn. 13	1:02,368 Rn. 9	1:02,369 Rn. 12	1:02,402 Rn. 11	1:02,403 Rn. 10	1:02,417 Rn. 11	1:02,457 Rn. 10	1:02,477 Rn. 10	1:02,493 Rn. 10	1:02,493 Rn. 10	1:02,496 Rn. 12
Speed	88,4 km/h	88,4 km/h	88,4 km/h	88,4 km/h	88,3 km/h	88,3 km/h	88,3 km/h	88,2 km/h	88,2 km/h	88,2 km/h	88,2 km/h	88,2 km/h
Lap 1	1:14,455	1:03,529	1:03,294	1:03,290	1:03,673	1:03,243	1:03,276	1:04,599	1:03,351	1:03,481	1:13,129	1:03,911
Lap 2	1:04,261	1:02,992	1:02,951	1:03,251	1:03,092	1:02,821	1:02,605	1:03,091	1:03,886	1:03,173	1:03,293	1:02,818
Lap 3	1:05,516	1:04,330	1:07,882	1:02,855	1:02,958	1:49,423	1:02,761	1:02,772	1:02,633	1:03,121	1:03,619	1:02,555
Lap 4	1:03,210	1:02,927	1:02,658	1:02,702	1:03,306	1:10,749	1:02,506	1:03,098	1:02,654	1:02,977	1:43,231	1:03,242
Lap 5	1:02,977	1:03,954	1:02,779	1:02,517	2:05,448	1:02,804	1:43,852	1:02,963	1:02,496	1:02,990	1:09,525	1:58,904
Lap 6	1:03,666	1:03,290	1:04,786	1:03,087	1:20,047	1:02,519	1:14,303	1:03,580	3:04,947	1:03,074	1:02,718	1:11,276
Lap 7	1:08,555	1:06,141	1:02,714	1:03,181	1:05,495	1:03,023	1:02,519	1:04,042	1:11,464	1:02,877	1:02,894	1:02,594
Lap 8	1:03,529	1:02,793	1:04,094	1:02,893	1:02,868	1:10,183	1:55,508	1:03,046	1:02,606	1:09,260	1:02,775	1:02,784
Lap 9	1:02,833	1:03,880	<u>1:02,368</u>	2:17,168	1:02,723	1:02,549	1:12,734	1:02,627	1:14,830	1:02,657	1:02,861	1:03,241
Lap 10	1:04,740	1:02,565	1:02,548	1:09,109	1:03,528	<u>1:02,403</u>	1:03,006	<u>1:02,457</u>	<u>1:02,477</u>	<u>1:02,493</u>	<u>1:02,493</u>	1:02,522
Lap 11	1:02,545	1:02,829	1:03,351	1:02,612	<u>1:02,402</u>	1:02,784	<u>1:02,417</u>	1:02,483	1:03,151	1:02,529	1:03,825	1:02,591
Lap 12	<u>1:02,360</u>	1:03,124	1:02,480	<u>1:02,369</u>	1:02,676			1:02,859			1:46,728	<u>1:02,496</u>
Lap 13	1:06,069	<u>1:02,364</u>	1:02,454					1:03,246			1:09,438	
Lap 14	1:02,503											



## Non Qualifying Practice 2 125 MAX even Numbers

Strecke / track: 1531

started: 36

classified: 36

not classified: 0

Fahrername Driver	Sario Robin	Rosate Joao	Gillis Cody	Fife Joshua	Kverkild Ruben	Schoell Nicolas	Mazzaferro Gianfranco	Di Leo Marco	Takano Yuta	Van Parijs Glenn	Kotyk Felix	Renaudin Adrien
schnellste Runde in Runde	1:02,513 Rn. 11	1:02,520 Rn. 14	1:02,581 Rn. 5	1:02,581 Rn. 5	1:02,608 Rn. 5	1:02,649 Rn. 12	1:02,657 Rn. 11	1:02,686 Rn. 12	1:02,752 Rn. 13	1:02,763 Rn. 11	1:02,777 Rn. 10	1:02,821 Rn. 11
Speed	88,2 km/h	88,2 km/h	88,1 km/h	88,1 km/h	88,0 km/h	88,0 km/h	88,0 km/h	87,9 km/h	87,8 km/h	87,8 km/h	87,8 km/h	87,7 km/h
Lap 1	1:18,046	1:12,435	1:06,354	1:07,071	1:06,127	1:03,905	1:12,819	1:12,634	1:05,870	1:13,783	1:03,264	1:04,765
Lap 2	1:03,711	1:03,256	1:02,886	1:03,020	1:03,036	1:10,070	1:03,849	1:03,686	1:03,257	1:03,643	1:03,313	1:03,044
Lap 3	1:03,933	1:03,819	1:02,816	1:02,725	1:03,286	1:38,616	1:03,299	1:03,907	1:03,389	1:04,009	1:02,981	1:03,013
Lap 4	1:03,227	1:02,873	1:02,685	1:02,698	1:02,755	1:11,671	1:03,157	1:03,067	1:03,664	1:03,232	1:02,983	1:03,240
Lap 5	1:03,489	1:02,715	<u>1:02,581</u>	<u>1:02,581</u>	<u>1:02,608</u>	1:03,223	1:02,974	1:03,115	1:03,053	1:03,137	1:57,456	1:02,828
Lap 6	1:03,330	1:03,311	1:02,929	1:03,224	1:02,882	1:02,809	1:03,304	1:04,413	1:03,174	1:03,150	1:14,253	1:02,924
Lap 7	1:03,516	1:02,844	1:02,832	1:02,927	1:38,725	1:02,922	1:04,069	1:02,784	1:03,206	1:02,859	1:02,819	2:08,701
Lap 8	1:31,236	1:03,708	1:02,690	1:02,919	1:11,149	1:02,885	2:06,991	2:05,198	1:03,047	1:02,831	1:02,918	1:09,149
Lap 9	1:23,182	1:02,975	1:03,051	1:03,164	1:02,730	1:02,783	1:10,694	1:11,631	1:03,028	2:00,587	1:03,097	1:03,310
Lap 10	1:02,841	1:02,782	1:03,163	1:02,806	1:02,630	1:02,878	1:02,966	1:02,707	1:03,765	1:10,613	<u>1:02,777</u>	1:02,875
Lap 11	<u>1:02,513</u>	1:02,553	1:02,741	1:02,774	1:02,755	1:02,949	<u>1:02,657</u>	1:02,894	1:02,770	<u>1:02,763</u>		<u>1:02,821</u>
Lap 12	1:03,576	1:02,633	1:03,463	1:02,741	1:02,666	<u>1:02,649</u>	1:03,910	<u>1:02,686</u>	1:02,793	1:02,855		1:02,903
Lap 13	1:02,619	1:02,586		1:03,529	1:02,763				<u>1:02,752</u>	1:02,953		
Lap 14		<u>1:02,520</u>										





# RESULTS GRAND FINALS 2016

## SARNO / ITALY, OCT. 15 - 22



### Non Qualifying Practice 2 125 MAX even Numbers

Strecke / track: 1531 started: 36 classified: 36 not classified: 0

Fahrername Driver	Rizk Christophe	De Bonis Ramiro	Andreasen Lasse	Runic Pierre	Saganas Christos	Ritter Kellen	Ferro Diego	Kim Kang Du	Mcconnell Jack	Dias Joshua	Peroni Giulio	Salhi Sofiane
schnellste Runde in Runde	1:02,823 Rn. 13	1:02,905 Rn. 9	1:02,925 Rn. 6	1:02,936 Rn. 6	1:02,944 Rn. 11	1:03,029 Rn. 6	1:03,092 Rn. 10	1:03,276 Rn. 8	1:03,317 Rn. 13	1:03,359 Rn. 5	1:03,565 Rn. 13	1:03,612 Rn. 12
Speed	87,7 km/h	87,6 km/h	87,6 km/h	87,6 km/h	87,6 km/h	87,4 km/h	87,4 km/h	87,1 km/h	87,0 km/h	87,0 km/h	86,7 km/h	86,6 km/h
Lap 1	1:04,278	1:04,081	1:04,629	1:04,159	1:05,646	1:04,011	1:06,102	1:05,474	1:13,990	1:04,140	1:04,820	1:05,566
Lap 2	1:03,675	1:04,645	1:03,722	1:04,823	1:04,444	1:03,836	1:04,838	1:04,282	1:04,362	1:03,685	1:04,513	1:06,745
Lap 3	1:03,179	1:04,529	1:04,287	1:03,139	1:03,183	1:03,167	1:03,800	1:04,450	1:03,962	1:03,724	1:04,154	1:04,996
Lap 4	1:03,362	2:00,381	1:03,049	1:03,407	1:03,882	1:03,442	1:03,437	1:04,285	1:03,897	1:03,860	1:04,707	1:04,656
Lap 5	1:03,297	1:13,252	1:03,376	1:04,071	1:03,392	1:05,102	1:03,373	1:05,735	1:03,699	<u>1:03,359</u>	1:04,447	1:04,439
Lap 6	1:03,050	1:03,587	<u>1:02,925</u>	<u>1:02,936</u>	1:03,004	<u>1:03,029</u>	1:03,155	1:03,782	1:03,592	1:03,877	1:06,288	1:04,487
Lap 7	1:03,763	1:03,417	1:29,563	1:03,641	1:03,197	1:03,793	1:04,848	1:03,404	1:03,723	1:03,720	1:03,804	1:04,441
Lap 8	1:02,994	1:02,937	1:11,201	1:03,185	1:03,269	1:03,130	1:04,163	<u>1:03,276</u>	1:03,619	1:03,417	1:03,773	1:04,659
Lap 9	1:02,855	<u>1:02,905</u>	1:03,394	2:14,242	1:03,526	1:04,213	1:03,447	1:03,363	2:08,171	1:05,562	1:04,032	1:03,859
Lap 10	1:03,113	1:03,570	1:03,284	1:14,223	1:03,304	1:03,370	<u>1:03,092</u>	1:57,736	1:11,505	1:03,906	1:04,497	1:03,885
Lap 11	1:03,282	1:03,229	1:04,176	1:03,237	<u>1:02,944</u>	1:03,267	1:03,185	1:09,817	1:03,593	2:03,418	1:03,681	1:04,025
Lap 12	1:02,920		1:02,997	1:03,180	1:04,334	1:09,076	1:04,289	1:03,317	1:03,669	1:15,901	1:05,059	<u>1:03,612</u>
Lap 13	<u>1:02,823</u>				1:03,033	1:03,639	1:03,185		<u>1:03,317</u>		<u>1:03,565</u>	1:04,647
Lap 14												



## Non Qualifying Practice 2 125 MAX even Numbers

### Beste Rundenzeiten / best laptimes

Strecke / track: 1531m

Pos	Race Pos.	Str. Nr.	Fahrer driver	Vorname	NAT	Rundenzeit lap time	in R. in lap	Differenz gap first	Abstand gap	Ø Geschw. Ø speed
1	1	262	Darder	Francisco	ARG	1:02,360	12			88,4 km/h
2	2	210	Szabo	Nikolas	SVK	1:02,364	13	0:00,004	0:00,004	88,4 km/h
3	3	220	Novak	Mario	AUT	1:02,368	9	0:00,008	0:00,004	88,4 km/h
4	4	272	Warge	Felix	BEL	1:02,369	12	0:00,009	0:00,001	88,4 km/h
5	5	246	Roovers	Noah	BEL	1:02,402	11	0:00,042	0:00,033	88,3 km/h
6	6	206	Mavlanov	Denis	RUS	1:02,403	10	0:00,043	0:00,001	88,3 km/h
7	7	254	Bezel	Petr	CZE	1:02,417	11	0:00,057	0:00,014	88,3 km/h
8	3	220	Novak	Mario	AUT	1:02,454	13	0:00,094	0:00,037	88,3 km/h
9	8	216	Mizuno	Koki	JPN	1:02,457	10	0:00,097	0:00,003	88,2 km/h
10	9	236	Gonzalez Giarde	Javier	MEX	1:02,477	10	0:00,117	0:00,020	88,2 km/h
11	3	220	Novak	Mario	AUT	1:02,480	12	0:00,120	0:00,003	88,2 km/h
12	8	216	Mizuno	Koki	JPN	1:02,483	11	0:00,123	0:00,003	88,2 km/h
13	10	264	Dreyspring	Christopher	GER	1:02,493	10	0:00,133	0:00,010	88,2 km/h
14	11	238	Fridell	Rasmus	SWE	1:02,493	10	0:00,133	0:00,000	88,2 km/h
15	9	236	Gonzalez Giarde	Javier	MEX	1:02,496	5	0:00,136	0:00,003	88,2 km/h
16	12	202	Schwitter	Jan	SUI	1:02,496	12	0:00,136	0:00,000	88,2 km/h
17	1	262	Darder	Francisco	ARG	1:02,503	14	0:00,143	0:00,007	88,2 km/h
18	7	254	Bezel	Petr	CZE	1:02,506	4	0:00,146	0:00,003	88,2 km/h
19	13	232	Sario	Robin	FIN	1:02,513	11	0:00,153	0:00,007	88,2 km/h
20	4	272	Warge	Felix	BEL	1:02,517	5	0:00,157	0:00,004	88,2 km/h

### Non Qualifying Practice 2 125 MAX odd Numbers

Strecke / track: 1531m

started: 35 classified: 35 not classified: 0

Doc. 5

Pos	Str. Nr.	Fahrer Driver	Nation	Entrant	Nation	Runden Laps	Gesamtzeit Differenz	Abstand Gap	beste Runde best Lap	in R. in L.	o Geschw. o Speed
1	247	Besler, Berkay	TUR	Besler Mehmet	TUR	13			1:02,456	13	88,2 km/h
2	245	Dina, Alexandru Const	ROU	Road Runner Racing Team	ROU	14	0:00,023	0:00,023	1:02,479	13	88,2 km/h
3	263	Laghi, Filippo	ITA	Laghi Filippo	ITA	12	0:00,035	0:00,012	1:02,491	12	88,2 km/h
4	241	Welezinski, Wiktor	POL	KMS	POL	12	0:00,048	0:00,013	1:02,504	1	88,2 km/h
5	203	White, Josh	GBR	Coles Racing	GBR	11	0:00,095	0:00,047	1:02,551	11	88,1 km/h
6	223	Ibanez, Lluç	ESP	Binakart	ESP	12	0:00,125	0:00,030	1:02,581	11	88,1 km/h
7	271	Trombelli, Alessandro	ITA	KR Sport	ITA	12	0:00,181	0:00,056	1:02,637	10	88,0 km/h
8	225	Claman-Demelo, Zachary	CAN	SRA Karting International Inc	CAN	4	0:00,207	0:00,026	1:02,663	3	88,0 km/h
9	249	Kivi, Kairo	EST	TGT Racing	EST	12	0:00,216	0:00,009	1:02,672	11	87,9 km/h
10	233	Travnikov, Sergei	RUS	Andriychuk Vladimir	RUS	14	0:00,221	0:00,005	1:02,677	13	87,9 km/h
11	229	Drysdale, Dylan	NZL	Drysdale Dylan	NZL	12	0:00,227	0:00,006	1:02,683	2	87,9 km/h
12	207	Cunha, Joao	BRA	Mach 5 Karting	BRA	13	0:00,257	0:00,030	1:02,713	6	87,9 km/h
13	243	Donnelly, Gary	IRL	Strawberry Racing	GBR	12	0:00,278	0:00,021	1:02,734	12	87,9 km/h
14	201	Sjoeberg, Jesper	SWE	Radne Motor AB	SWE	13	0:00,330	0:00,052	1:02,786	12	87,8 km/h
15	265	Tancredi, Rocco	ITA	Salvatore Tancredi	ITA	13	0:00,347	0:00,017	1:02,803	13	87,8 km/h
16	255	Fourquemin, Paul	FRA	Fourquemin Paul	FRA	13	0:00,381	0:00,034	1:02,837	13	87,7 km/h
17	221	Van Berlo, Kay	NED	Hugo Motorsports	NED	9	0:00,389	0:00,008	1:02,845	7	87,7 km/h
18	261	Borlido, Bruno	POR	Borlido Bruno	POR	11	0:00,390	0:00,001	1:02,846	11	87,7 km/h
19	213	Christian, Silvano	INA	KRS Motorsports	MAS	13	0:00,436	0:00,046	1:02,892	8	87,6 km/h
20	211	Pratama, M Ferrel	INA	KRS Motorsports	MAS	13	0:00,462	0:00,026	1:02,918	12	87,6 km/h
21	231	Tuominen, Rasmus	FIN	Kohtala Sports	FIN	14	0:00,472	0:00,010	1:02,928	14	87,6 km/h
22	235	Brooks, Christian	USA	Maxspeed Group	USA	13	0:00,505	0:00,033	1:02,961	12	87,5 km/h
23	267	Pook, Pasqual	UAE	Al Ain Raceway	UAE	13	0:00,511	0:00,006	1:02,967	13	87,5 km/h
24	205	Craig, Jake	USA	Maxspeed Group	USA	13	0:00,550	0:00,039	1:03,006	7	87,5 km/h
25	227	Mccaughan, Coltin	CAN	SRA Karting International Inc	CAN	13	0:00,582	0:00,032	1:03,038	10	87,4 km/h
26	259	Matejcek, Jiri	CZE	JM-Kart Klub V ACR	CZE	13	0:00,588	0:00,006	1:03,044	13	87,4 km/h
27	253	Skelton, Josh	GBR	John Skelton	GBR	11	0:00,650	0:00,062	1:03,106	10	87,3 km/h
28	219	Vincze, Adam	HUN	Top-Motorsport Egysesulet	HUN	9	0:00,660	0:00,010	1:03,116	7	87,3 km/h
29	239	Mettetal, Thomas	FRA	Mettetal Thomas	FRA	13	0:00,685	0:00,025	1:03,141	12	87,3 km/h
30	237	Gonzalez Alcant, Javier	MEX	Carlos Medina	MEX	13	0:00,774	0:00,089	1:03,230	13	87,2 km/h
31	209	Thompson, Alain Delon	RSA	Alan Thompson	RSA	13	0:00,876	0:00,102	1:03,332	12	87,0 km/h
32	215	Gamberini, Pablo Antonio	CHI	Pablo Gamberini Bonnemaison	CHI	13	0:00,921	0:00,045	1:03,377	13	87,0 km/h
33	251	McCarthy, Jack	GBR	Stawberry Racing	GBR	10	0:00,972	0:00,051	1:03,428	10	86,9 km/h
34	217	Englert, Maximilian	PAR	Mach 5 Karting	BRA	13	0:01,054	0:00,082	1:03,510	13	86,8 km/h
35	269	Hayek, Tarek	EGY	Ghibli Raceway Egypt	EGY	14	0:02,315	0:01,261	1:04,771	13	85,1 km/h

Clerk of the Course: Ramiro Brito / R.Moselli / L.Azevedo / M.Branco Race-Control: Thomas Lainer Race director: Nigel Edwards

Stewards: Richard Norbury / Michel Guignard / Luis Roby / Philipp Lackman / Vitor Sousa / Jose Angel Mateo

Scrutineer: Paul Klaassen / Ernie Salmon / Francois Loeur / Rizal Jaafer / Minhat Hasnizam / Ruju Roberio

Time Keeping: KART-DATA timing service Franz Schieszler / Martin Summerer



# RESULTS GRAND FINALS 2016

## SARNO / ITALY, OCT. 15 - 22



### Non Qualifying Practice 2 125 MAX odd Numbers

Strecke / track: 1531 started: 35 classified: 35 not classified: 0

Fahrername Driver	Besler Berkey	Dina Alexandru Const	Laghi Filippo	Welezinski Wiktor	White Josh	Ibanez Lluc	Trombelli Alessandro	Demelo Zachary	Kivi Kairo	Travnikov Sergei	Drysdale Dylan	Cunha Joao
schnellste Runde in Runde	1:02,456 Rn. 13	1:02,479 Rn. 13	1:02,491 Rn. 12	1:02,504 Rn. 1	1:02,551 Rn. 11	1:02,581 Rn. 11	1:02,637 Rn. 10	1:02,663 Rn. 3	1:02,672 Rn. 11	1:02,677 Rn. 13	1:02,683 Rn. 2	1:02,713 Rn. 6
Speed	88,2 km/h	88,2 km/h	88,2 km/h	88,2 km/h	88,1 km/h	88,1 km/h	88,0 km/h	88,0 km/h	87,9 km/h	87,9 km/h	87,9 km/h	87,9 km/h
Lap 1	1:02,737	1:11,335	1:02,734	<u>1:02,504</u>	1:02,981	1:02,797	1:03,400	1:03,422	1:03,117	1:12,572	1:03,014	1:03,300
Lap 2	1:03,605	1:04,368	1:04,384	1:03,877	1:03,585	1:02,939	1:04,969	1:03,046	1:02,831	1:04,299	<u>1:02,683</u>	1:03,776
Lap 3	1:03,250	1:03,895	1:04,461	1:06,110	3:00,653	1:05,285	1:03,087	<u>1:02,663</u>	1:07,286	1:03,484	2:09,707	1:03,594
Lap 4	1:03,130	1:04,477	1:04,568	1:04,258	1:12,280	1:03,236	1:03,579	1:03,174	1:02,998	1:03,783	1:09,619	1:03,901
Lap 5	1:04,134	1:03,862	1:03,730	1:03,336	1:02,608	1:03,060	1:05,181		1:02,928	1:06,788	1:03,299	1:02,872
Lap 6	1:02,603	1:02,986	1:02,850	2:22,171	1:02,799	1:03,262	2:26,822		2:03,380	1:03,397	1:03,401	<u>1:02,713</u>
Lap 7	1:02,908	1:02,713	2:00,070	1:11,968	1:02,915	1:02,943	1:11,243		1:17,640	1:03,538	1:02,972	1:02,773
Lap 8	1:02,681	1:03,499	1:16,237	1:02,958	1:02,912	1:03,027	1:03,027		1:02,953	1:02,929	1:02,965	1:03,400
Lap 9	1:03,198	1:02,885	1:05,118	1:03,088	1:02,785	1:03,291	1:03,020		1:03,067	1:05,229	1:02,840	1:03,348
Lap 10	1:27,621	1:03,567	1:02,611	1:03,088	1:02,883	1:02,806	<u>1:02,637</u>		1:02,685	1:05,400	1:03,146	1:03,199
Lap 11	1:12,698	1:03,191	1:04,600	1:03,719	<u>1:02,551</u>	<u>1:02,581</u>	1:02,955		<u>1:02,672</u>	1:03,125	1:03,090	1:03,113
Lap 12	1:02,617	1:02,832	<u>1:02,491</u>	1:03,009		1:02,627	1:02,732		1:02,788	1:02,831	1:02,685	1:06,921
Lap 13	<u>1:02,456</u>	<u>1:02,479</u>								<u>1:02,677</u>		1:03,059
Lap 14		1:02,572								1:06,100		



## Non Qualifying Practice 2 125 MAX odd Numbers

Strecke / track: 1531

started: 35

classified: 35

not classified: 0

Fahrername Driver	Donnelly Gary	Sjoeberg Jesper	Tancredi Rocco	Fourquemin Paul	Van Berlo Kay	Borlido Bruno	Christian Silvano	Pratama M Ferrel	Tuominen Rasmus	Brooks Christian	Pook Pasqual	Craig Jake
schnellste Runde in Runde	1:02,734 Rn. 12	1:02,786 Rn. 12	1:02,803 Rn. 13	1:02,837 Rn. 13	1:02,845 Rn. 7	1:02,846 Rn. 11	1:02,892 Rn. 8	1:02,918 Rn. 12	1:02,928 Rn. 14	1:02,961 Rn. 12	1:02,967 Rn. 13	1:03,006 Rn. 7
Speed	87,9 km/h	87,8 km/h	87,8 km/h	87,7 km/h	87,7 km/h	87,7 km/h	87,6 km/h	87,6 km/h	87,6 km/h	87,5 km/h	87,5 km/h	87,5 km/h
Lap 1	1:04,998	1:03,279	1:14,436	1:03,616	1:04,034	1:13,514	1:06,049	1:03,409	1:12,366	1:03,388	1:03,380	1:03,382
Lap 2	1:03,157	1:02,905	1:03,298	1:04,032	1:04,312	1:03,396	1:04,910	1:04,872	1:03,861	1:03,217	1:03,777	1:03,013
Lap 3	1:03,398	1:03,188	1:03,364	1:06,823	1:03,908	1:03,533	1:04,087	1:03,068	1:03,761	1:03,504	1:04,777	1:03,665
Lap 4	1:02,927	1:03,308	1:03,237	1:04,048	1:03,291	1:03,892	1:03,086	1:03,266	1:03,555	1:03,529	1:05,698	1:03,529
Lap 5	1:03,433	1:02,854	1:03,221	1:03,413	1:10,522	1:03,216	1:03,905	1:03,175	1:03,404	1:03,232	1:03,738	1:04,258
Lap 6	1:02,933	1:03,428	1:03,380	1:03,235	1:03,229	2:36,015	1:02,944	1:03,422	1:03,063	1:03,444	1:03,296	1:03,970
Lap 7	1:03,012	1:41,293	1:04,248	1:02,991	<u>1:02,845</u>	1:31,447	1:04,851	1:03,005	1:32,924	1:03,996	1:03,119	<u>1:03,006</u>
Lap 8	1:03,160	1:08,392	1:02,945	1:03,043	1:03,753	1:03,493	<u>1:02,892</u>	1:03,280	1:10,344	1:07,380	1:04,391	1:04,165
Lap 9	1:03,549	1:03,495	1:44,952	1:03,013	1:03,526	1:03,182	1:03,263	1:34,733	1:03,422	1:03,468	1:03,515	1:04,438
Lap 10	1:03,128	1:03,272	1:15,228	1:03,033		1:02,940	1:03,896	1:10,055	1:03,340	1:03,158	1:03,295	1:03,432
Lap 11	1:02,798	1:02,895	1:03,154	1:03,478		<u>1:02,846</u>	1:03,229	1:03,266	1:03,381	1:02,983	1:03,207	1:03,216
Lap 12	<u>1:02,734</u>	<u>1:02,786</u>	1:03,198	1:03,111			1:04,392	<u>1:02,918</u>	1:03,451	<u>1:02,961</u>	1:07,673	1:03,224
Lap 13		1:02,844	<u>1:02,803</u>	<u>1:02,837</u>			1:03,384	1:03,271	1:03,021	1:04,551	<u>1:02,967</u>	1:03,809
Lap 14									<u>1:02,928</u>			



## Non Qualifying Practice 2 125 MAX odd Numbers

Strecke / track: 1531

started: 35

classified: 35

not classified: 0

Fahrername Driver	Mccaughan Coltin	Matejcek Jiri	Skelton Josh	Vincze Adam	Mettetal Thomas	Gonzalez Alcant Javier	Thompson Alain Delon	Gamberini Pablo Antonio	Mc Carthy Jack	Englert Maximilian	Hayek Tarek	
schnellste Runde in Runde	1:03,038 Rn. 10	1:03,044 Rn. 13	1:03,106 Rn. 10	1:03,116 Rn. 7	1:03,141 Rn. 12	1:03,230 Rn. 13	1:03,332 Rn. 12	1:03,377 Rn. 13	1:03,428 Rn. 10	1:03,510 Rn. 13	1:04,771 Rn. 13	
Speed	87,4 km/h	87,4 km/h	87,3 km/h	87,3 km/h	87,3 km/h	87,2 km/h	87,0 km/h	87,0 km/h	86,9 km/h	86,8 km/h	85,1 km/h	
Lap 1	1:03,592	1:03,889	1:03,660	1:04,916	1:03,866	1:03,620	1:04,288	1:15,201	1:04,033	1:04,471	1:17,628	
Lap 2	1:03,975	1:03,296	1:04,579	1:03,675	1:03,738	1:03,464	1:05,052	1:06,138	3:19,282	1:04,012	1:07,133	
Lap 3	1:04,560	1:15,601	1:06,127	1:03,579	1:03,826	1:03,528	1:05,372	1:05,262	1:09,171	1:04,783	1:07,168	
Lap 4	1:03,629	1:04,719	1:04,152	1:03,646	1:03,676	1:03,574	1:04,156	1:08,167	1:06,972	1:03,800	1:07,321	
Lap 5	1:04,419	1:05,273	2:35,506	2:01,817	1:04,006	1:03,899	1:04,345	1:06,084	1:04,244	1:03,772	1:06,063	
Lap 6	1:36,288	1:03,639	1:27,397	1:20,782	1:03,407	1:05,824	1:03,620	1:04,859	1:04,385	1:03,815	1:05,672	
Lap 7	1:09,696	1:06,988	1:11,201	<u>1:03,116</u>	1:03,458	1:03,519	1:03,865	1:03,813	1:03,489	1:03,691	1:06,929	
Lap 8	1:03,480	1:05,682	1:03,397	1:03,680	1:03,480	1:04,266	1:03,874	1:50,649	1:03,567	1:03,875	1:05,901	
Lap 9	1:03,186	1:04,469	1:04,892	1:03,750	1:03,894	1:03,881	1:04,251	1:20,789	1:03,632	1:04,325	1:05,978	
Lap 10	<u>1:03,038</u>	1:03,643	<u>1:03,106</u>		1:03,693	1:03,381	1:03,523	1:04,013	<u>1:03,428</u>	1:04,501	1:05,790	
Lap 11	1:03,483	1:03,989	1:03,229		1:03,279	1:03,475	1:04,000	1:03,790		1:03,972	1:05,517	
Lap 12	1:03,095	1:04,601			<u>1:03,141</u>	1:03,943	<u>1:03,332</u>	1:03,931		1:04,960	1:04,869	
Lap 13	1:03,837	<u>1:03,044</u>			1:03,317	<u>1:03,230</u>	1:03,600	<u>1:03,377</u>		<u>1:03,510</u>	<u>1:04,771</u>	
Lap 14											1:05,031	



## Non Qualifying Practice 2 125 MAX odd Numbers

### Beste Rundenzeiten / best laptimes

Strecke / track: 1531m

Pos	Race Pos.	Str. Nr.	Fahrer driver	Vorname	NAT	Rundenzeit lap time	in R. in lap	Differenz gap first	Abstand gap	Ø Geschw. Ø speed
1	1	247	Besler	Berkay	TUR	1:02,456	13			88,2 km/h
2	2	245	Dina	Alexandru Const	ROU	1:02,479	13	0:00,023	0:00,023	88,2 km/h
3	3	263	Laghi	Filippo	ITA	1:02,491	12	0:00,035	0:00,012	88,2 km/h
4	4	241	Welezinski	Wiktor	POL	1:02,504	1	0:00,048	0:00,013	88,2 km/h
5	5	203	White	Josh	GBR	1:02,551	11	0:00,095	0:00,047	88,1 km/h
6	2	245	Dina	Alexandru Const	ROU	1:02,572	14	0:00,116	0:00,021	88,1 km/h
7	6	223	Ibanez	Lluc	ESP	1:02,581	11	0:00,125	0:00,009	88,1 km/h
8	1	247	Besler	Berkay	TUR	1:02,603	6	0:00,147	0:00,022	88,0 km/h
9	5	203	White	Josh	GBR	1:02,608	5	0:00,152	0:00,005	88,0 km/h
10	3	263	Laghi	Filippo	ITA	1:02,611	10	0:00,155	0:00,003	88,0 km/h
11	1	247	Besler	Berkay	TUR	1:02,617	12	0:00,161	0:00,006	88,0 km/h
12	6	223	Ibanez	Lluc	ESP	1:02,627	12	0:00,171	0:00,010	88,0 km/h
13	7	271	Trombelli	Alessandro	ITA	1:02,637	10	0:00,181	0:00,010	88,0 km/h
14	8	225	Claman-Demelo	Zachary	CAN	1:02,663	3	0:00,207	0:00,026	88,0 km/h
15	9	249	Kivi	Kairo	EST	1:02,672	11	0:00,216	0:00,009	87,9 km/h
16	10	233	Travnikov	Sergei	RUS	1:02,677	13	0:00,221	0:00,005	87,9 km/h
17	1	247	Besler	Berkay	TUR	1:02,681	8	0:00,225	0:00,004	87,9 km/h
18	11	229	Drysdale	Dylan	NZL	1:02,683	2	0:00,227	0:00,002	87,9 km/h
19	9	249	Kivi	Kairo	EST	1:02,685	10	0:00,229	0:00,002	87,9 km/h
20	11	229	Drysdale	Dylan	NZL	1:02,685	12	0:00,229	0:00,000	87,9 km/h