

RESULTS

125 JUNIOR MAX

PASSIONE
EMOZIONE
COMPETIZIONE



ROTAX MAX CHALLENGE GRAND FINALS 2016

NAPOLI / SARNO – ITALY October 15 -22

ROTAX
KARTING



circuito
internazionale
napoli

JOIN THE
KARTCLOUD
WWW.KART-CLOUD.COM

www.rotax-kart.com

Supported by:

© and TM and the BRP logo are trademarks of Bombardier Recreational Products Inc. or its affiliates. All other trademarks are the property of their respective owners.



birelART

Sodi

Praga

DELLORTO

#MOJO

EXPS

Photo Sport

LUCKY
DESIGNS
DESIGNED TO INSPIRE

VIP





Final 125 Junior MAX

NEU - NEW

Strecke / track: 1531m
 started: 34 classified: 30 not classified: 4

class: 125 Ju
 excluded: 4

fastest Lap Caldwell, Olli at: 1:02,588
 Doc. 95.5

Pos	Str. Nr.	Fahrer Driver	Nation	Entrant	Nation	Runden Laps	Gesamtzeit Differenz	Abstand Gap	beste Runde best Lap	in R. in L.	Ø Geschw. g Speed
1	112	Kimber, Mark	GBR	Starwberry Racing	GBR	17	18:04,512		1:02,650	16	86,4 km/h 88 km/h
2	171	Kovacs, Zsombor	HUN	KMS Europe	HUN	17	18:12,881 0:08,369	0:08,369	1:02,865	13	85,7 km/h 87,7 km/h
3	119	Valente, Enzo	FRA	Valente Pascal	FRA	17	18:13,704 0:09,192	0:00,823	1:02,834	11	85,7 km/h 87,7 km/h
4	123	Ropanen, Roope	FIN	Jussi Laaksonen/Jtl Racing	FIN	17	18:14,011 0:09,499	0:00,307	1:03,062	11	85,6 km/h 87,4 km/h
5	169	Settimo, Marco	ITA	G.M.Motorsport Srl	ITA	17	18:14,228 0:09,716	0:00,217	1:02,810	15	85,6 km/h 87,8 km/h
6	131	De Alba, Andres	CAN	SRA Karting International Inc	CAN	17	18:14,250 0:09,738	0:00,022	1:03,153	15	85,6 km/h 87,3 km/h
7	151	Pettitt, William	GBR	Tooley Motorsport	GBR	17	18:14,370 0:09,858	0:00,120	1:02,632	14	85,6 km/h 88 km/h
8	111	Caldwell, Olli	GBR	KR Sport	GBR	17	18:14,611 0:10,099	0:00,241	1:02,588	14	85,6 km/h 88,1 km/h
9	150	Koss, Georg	EST	TGT Racing	EST	17	18:18,041 0:13,529	0:03,430	1:03,176	13	85,3 km/h 87,2 km/h
10	165	Rosina, Michael	ITA	Sodi Kart Italia SKR	ITA	17	18:18,532 0:14,020	0:00,491	1:02,903	15	85,3 km/h 87,6 km/h
11	116	Taira, Hibiki	JPN	Eiko Japan	JPN	17	18:19,579 0:15,067	0:01,047	1:02,976	13	85,2 km/h 87,5 km/h
12	125	Leppae, Lauri	FIN	Heikki Vaeisaenen	FIN	17	18:24,978 0:20,466	0:05,399	1:03,361	10	84,8 km/h 87 km/h
13	108	Schmidli, Titus-Shanghai	SUI	Coles Racing	GBR	17	18:25,394 0:20,882	0:00,416	1:03,002	17	84,8 km/h 87,5 km/h
14	149	Hollis, Dylan	AUS	Hollis Dylan	AUS	17	18:25,528 0:21,016	0:00,134	1:02,893	15	84,8 km/h 87,6 km/h
15	147	Handsaeeme, Xavier	BEL	Xavier Handsaeme	BEL	17	18:26,404 0:21,892	0:00,876	1:03,257	17	84,7 km/h 87,1 km/h
16	106	Shepherd, Kane	THA	KRS Motorsports	MAS	17	18:28,444 0:23,932	0:02,040	1:02,889	15	84,5 km/h 87,6 km/h
17	148	Morin, Hannes	SWE	Radne Motor	SWE	17	18:28,873 0:24,361	0:00,429	1:02,902	15	84,5 km/h 87,6 km/h
18	154	Kuehn, Erich	EST	AGS Racing	EST	17	18:28,970 0:24,458	0:00,097	1:03,304	11	84,5 km/h 87,1 km/h
19	153	Claude, Leonie	FRA	Jean-Marie Chauvel	FRA	17	18:29,823 0:25,311	0:00,853	1:03,344	11	84,4 km/h 87 km/h
20	157	Sharma, Manav	IND	Mahesh Kumar	IND	17	18:30,663 0:26,151	0:00,840	1:03,365	12	84,4 km/h 87 km/h
21	129	Charpentier, Axel	GBR	Starwberry Racing	GBR	17	18:30,970 0:26,458	0:00,307	1:03,016	6	84,3 km/h 87,5 km/h
22	156	Lund, Mathias	DEN	Robert Schluensen	DEN	17	18:32,162 0:27,650	0:01,192	1:03,714	15	84,2 km/h 86,5 km/h
23	155	Hoggard, Johnathan	GBR	KR Sport	GBR	17	18:32,674 0:28,162	0:00,512	1:02,781	11	84,2 km/h 87,8 km/h
24	159	Novotny, Jakub	CZE	MS Kart Racing Team S.R.O.	CZE	17	18:33,582 0:29,070	0:00,908	1:03,359	12	84,1 km/h 87 km/h
25	124	Bouvier, Yann	FRA	Bouvier David	FRA	17	18:33,674 0:29,162	0:00,092	1:03,307	14	84,1 km/h 87,1 km/h
26	152	Hristov, Kristiyan	BUL	Dedrax	BUL	17	18:34,848 0:30,336	0:01,174	1:03,724	16	84 km/h 86,5 km/h
27	127	Taborsky, Pavol	SVK	Ert Racing Team	SVK	17	18:39,994 0:35,482	0:05,146	1:03,096	15	83,7 km/h 87,4 km/h
28	145	Lvov, Igor	RUS	Andriychuk Vladimir	RUS	17	18:47,856 0:43,344	0:07,862	1:03,194	13	83,1 km/h 87,2 km/h
29	135	Jansson, Felix	SWE	Radne Motor AB	SWE	1	1:15,973 16 R	16 R	1:11,255	1	72,5 km/h 77,4 km/h
30	141	Dillon, Hernan	ECU	Luis Felipe Davila Alcazar	ECU	1	1:26,418 16 R	0:10,445	1:11,595	1	63,8 km/h 77 km/h
	126	Turney, Joe	GBR	KR Sport	GBR						EXCLUDED



Final 125 Junior MAX

NEU - NEW

Strecke / track: 1531m
started: 34 classified: 30 not classified: 4

class: 125 Ju A
excluded: 4

fastest Lap Caldwell, Olli at: 1:02,588
Doc. 95.5

Pos	Str. Nr.	Fahrer / Driver	Nation	Entrant	Nation	Runden Laps	Gesamtzeit Differenz	Abstand Gap	beste Runde best Lap	in R. in L.	o Geschw. o Speed
130		Lupien, Samuel	CAN	SRA Karting International Inc	CAN						EXCLUDED
103		Ramirez, Mathias	USA	Maxspeed Group	USA						EXCLUDED
172		Minang, Perdana	INA	Starberry Racing	GBR						EXCLUDED

StNr. 126,103,130,172 Exclusion

StNr. 155,145 10 sec penalty

StNr. 155,103,149,129,172,124,169,141 10 sec penalty Frontfairing

Clerk of the Course: R.Brito/R.Moselli/L.Azevedo/M.Branco Race-Control:T.Lainer Race director:N.Edward
Stewards: R.Norbury / M.Guignard / L.Roby / P.Lackman / V.Sousa / N.Giorgione
Scrutineer: P.Klaassen / E.Salmon / F.Loer / R.Jafer / J.M. Ruhani / R.Roberio
Time Keeping: KART-DATA timing service Franz Schieszler / Martin Summerer

Zeitnahme / timekeeping

control
Schieszler
Franz Schieszler

gedruckt um / printed at: 16:19:18



Final 125 Junior MAX

Strecke / track: 1531

Fahrername Driver	Kimber Mark	Kovacs Zsombor	Valente Enzo	Ropanen Roope	Settimo Marco	De Alba Andres	Pettitt William	Caldwell Olli	Koss Georg	Rosina Michael	Taira Hibiki	Leppae Lauri
schnellste Runde in Runde	1:02,650 Rn. 16	1:02,865 Rn. 13	1:02,834 Rn. 11	1:03,062 Rn. 11	1:02,810 Rn. 15	1:03,153 Rn. 15	1:02,632 Rn. 14	1:02,588 Rn. 14	1:03,176 Rn. 13	1:02,903 Rn. 15	1:02,976 Rn. 13	1:03,361 Rn. 10
Speed	88,0 km/h	87,7 km/h	87,7 km/h	87,4 km/h	87,8 km/h	87,3 km/h	88,0 km/h	88,1 km/h	87,2 km/h	87,6 km/h	87,5 km/h	87,0 km/h
Lap 1	1:07,062	1:09,942	1:09,145	1:06,163	1:06,756	1:09,550	1:10,494	1:11,181	1:11,275	1:10,936	1:09,929	1:11,572
Lap 2	1:05,136	1:04,178	1:04,366	1:05,329	1:04,864	1:04,970	1:05,983	1:09,085	1:06,208	1:07,130	1:06,859	1:07,937
Lap 3	1:04,486	1:04,093	1:04,327	1:05,081	1:04,295	1:05,326	1:07,313	1:05,082	1:06,294	1:05,827	1:05,313	1:13,781
Lap 4	1:04,286	1:04,046	1:04,044	1:04,327	1:03,926	1:03,855	1:04,309	1:05,502	1:04,380	1:04,528	1:04,562	3:05,000
Lap 5	1:04,005	1:04,252	1:03,965	1:04,467	1:03,878	1:05,537	1:04,321	1:03,953	1:04,105	1:04,074	1:04,118	1:04,482
Lap 6	1:03,753	1:04,460	1:03,453	1:03,877	1:03,657	1:04,139	1:03,861	1:03,433	1:04,281	1:05,077	1:04,098	1:04,683
Lap 7	1:03,512	1:03,757	1:03,196	1:03,443	1:03,494	1:04,083	1:04,122	1:04,185	1:04,021	1:04,854	1:04,314	1:04,584
Lap 8	1:03,905	1:03,554	1:03,355	1:03,676	1:03,779	1:03,777	1:03,579	1:04,039	1:03,950	1:04,568	1:04,575	1:03,739
Lap 9	1:03,481	1:03,427	1:03,215	1:03,640	1:03,450	1:03,608	1:03,139	1:03,207	1:04,002	1:04,217	1:03,508	1:03,705
Lap 10	1:03,202	1:02,968	1:03,571	1:03,228	1:03,366	1:03,825	1:02,905	1:03,229	1:03,607	1:03,117	1:04,029	1:03,361
Lap 11	1:03,066	1:03,038	1:02,834	1:03,062	1:03,221	1:03,553	1:03,353	1:02,838	1:03,571	1:03,011	1:04,046	1:03,697
Lap 12	1:03,027	1:03,130	1:02,979	1:03,906	1:03,119	1:03,389	1:02,953	1:03,009	1:03,702	1:03,000	1:03,052	1:03,665
Lap 13	1:02,808	1:02,865	1:04,240	1:03,914	1:02,930	1:03,476	1:02,725	1:02,814	1:03,176	1:02,937	1:02,976	3:11,679
Lap 14	1:02,724	1:02,973	1:03,503	1:03,970	1:02,817	1:03,286	1:02,632	1:02,588	1:03,319	1:02,999	1:03,909	
Lap 15	1:02,715	1:04,353	1:04,380	1:04,142	1:02,810	1:03,153	1:02,723	1:02,676	1:03,457	1:02,903	1:03,078	
Lap 16	1:02,650	1:04,267	1:04,952	1:04,279	1:02,888	1:03,423	1:02,700	1:02,861	1:03,377	1:02,925	1:03,760	
Lap 17	1:03,130	1:05,023	1:05,403	1:05,999	1:03,365	1:03,307	1:03,936	1:02,738	1:03,560	1:03,744	1:03,294	



Final 125 Junior MAX

Strecke / track: 1531

Fahrername Driver	Schmidli Titus-Shanghai	Hollis Dylan	Handsaeme Xavier	Shepherd Kane	Morin Hannes	Kuehn Erich	Claude Leonie	Sharma Manav	Charpentier Axel	Lund Mathias	Hoggard Johnathan	Novotny Jakub
schnellste Runde in Runde	1:03,002 Rn. 17	1:02,893 Rn. 15	1:03,257 Rn. 17	1:02,889 Rn. 15	1:02,902 Rn. 15	1:03,304 Rn. 11	1:03,344 Rn. 11	1:03,365 Rn. 12	1:03,016 Rn. 6	1:03,714 Rn. 15	1:02,781 Rn. 11	1:03,359 Rn. 12
Speed	87,5 km/h	87,6 km/h	87,1 km/h	87,6 km/h	87,6 km/h	87,1 km/h	87,0 km/h	87,0 km/h	87,5 km/h	86,5 km/h	87,8 km/h	87,0 km/h
Lap 1	1:07,254	1:11,406	1:10,887	1:11,491	1:11,145	1:11,687	1:11,038	1:11,790	1:10,944	1:06,917	1:08,450	1:11,442
Lap 2	1:05,794	1:06,936	1:07,285	1:07,262	1:08,111	1:07,764	1:08,277	1:09,033	1:05,495	1:07,007	1:04,812	1:08,317
Lap 3	1:12,846	1:06,216	1:05,719	1:05,772	1:04,877	1:05,640	1:05,077	1:05,407	3:27,064	1:04,723	1:04,987	1:04,930
Lap 4	1:04,654	1:04,517	1:05,922	1:08,896	1:08,179	1:05,869	1:05,647	1:06,473	3:13,742	1:04,501	1:04,670	1:05,957
Lap 5	1:04,070	1:04,020	1:04,308	1:05,856	1:05,694	1:04,117	1:04,079	1:06,066	(0:52,940)	1:04,445	1:04,151	1:03,806
Lap 6	1:03,865	1:04,171	1:05,591	1:05,036	1:04,563	1:04,215	1:04,584	1:05,030	<u>1:03,016</u>	1:04,506	1:03,485	1:04,554
Lap 7	1:04,543	1:03,620	1:03,799	1:05,347	1:04,117	1:04,558	1:05,163	1:05,271	1:04,021	1:18,860	1:03,153	1:04,318
Lap 8	1:04,875	1:03,678	1:03,625	1:03,803	1:03,883	1:04,018	1:03,651	1:04,826	1:10,520	1:04,453	1:03,432	1:03,642
Lap 9	1:07,397	1:03,388	1:03,918	1:03,684	1:03,869	1:04,519	1:04,142	1:03,552	(0:59,072)	1:03,863	1:03,167	1:04,011
Lap 10	1:03,374	1:03,255	1:04,122	1:03,565	1:03,769	1:03,792	1:03,591	1:03,698	1:03,303	1:03,884	1:03,587	1:03,609
Lap 11	1:03,077	1:03,203	1:03,656	1:03,299	1:03,879	<u>1:03,304</u>	<u>1:03,344</u>	1:03,416	(1:00,521)	1:03,847	<u>1:02,781</u>	1:03,706
Lap 12	1:03,328	1:03,143	1:03,368	1:03,134	1:03,587	1:03,658	1:04,065	<u>1:03,365</u>	1:04,106	1:03,981	1:02,936	<u>1:03,359</u>
Lap 13	1:03,419	1:03,448	1:04,037	1:03,221	1:03,535	1:03,466	1:03,499	1:03,666	1:04,391	1:03,834	1:04,281	1:04,147
Lap 14	1:03,926	1:03,063	1:04,286	1:03,074	1:03,310	1:03,603	1:03,675	1:03,831		1:04,036	1:03,545	1:04,275
Lap 15	1:03,202	<u>1:02,893</u>	1:03,340	<u>1:02,889</u>	<u>1:02,902</u>	1:03,489	1:03,782	1:03,459		<u>1:03,714</u>	1:04,646	1:03,583
Lap 16	1:05,270	1:03,378	1:05,713	1:04,896	1:04,743	1:05,542	1:05,680	1:04,019		1:03,990	1:04,338	1:05,465
Lap 17	<u>1:03,002</u>	1:03,276	<u>1:03,257</u>	1:04,435	1:04,578	1:05,185	1:06,178	1:03,871		1:04,245	1:04,852	1:09,999



RESULTS GRAND FINALS 2016

SARNO / ITALY, OCT. 15 - 22



Final 125 Junior MAX

Strecke / track: 1531

Fahrername Driver	Bouvier Yann	Hristov Kristiyan	Taborsky Pavol	Lvov Igor	Jansson Felix	Dillon Hernan	Turney Joe	Lupien Samuel	Ramirez Mathias	Minang Perdana	
schnellste Runde in Runde	1:03,307 Rn. 14	1:03,724 Rn. 16	1:03,096 Rn. 15	1:03,194 Rn. 13	1:11,255 Rn. 1	1:11,595 Rn. 1					
Speed	87,1 km/h	86,5 km/h	87,4 km/h	87,2 km/h	77,4 km/h	77,0 km/h					
Lap 1	1:11,435	1:11,477	1:10,351	1:07,300	<u>1:11,255</u>	<u>1:11,595</u>					
Lap 2	1:08,383	1:07,816	1:07,180	1:05,279							
Lap 3	1:04,701	1:05,456	1:05,751	1:05,532							
Lap 4	1:05,964	1:06,437	1:04,449	1:05,331							
Lap 5	1:04,442	1:06,269	1:05,733	1:04,270							
Lap 6	1:04,320	1:04,772	1:04,034	1:04,340							
Lap 7	1:03,850	1:05,373	1:03,866	1:28,057							
Lap 8	1:03,879	1:04,842	1:04,319	1:04,347							
Lap 9	1:04,132	1:04,700	1:03,784	1:03,588							
Lap 10	1:04,050	1:04,735	1:03,136	1:03,467							
Lap 11	1:03,381	1:03,797	1:03,505	1:03,441							
Lap 12	1:03,364	1:03,953	1:03,124	1:03,474							
Lap 13	1:03,394	1:04,449	1:03,606	<u>1:03,194</u>							
Lap 14	<u>1:03,307</u>	1:04,025	1:03,586	1:03,476							
Lap 15	1:03,560	1:04,045	<u>1:03,096</u>	1:03,331							
Lap 16	1:04,440	<u>1:03,724</u>	1:17,151	1:03,317							
Lap 17	1:03,670	1:03,874	1:09,776	1:04,413							



Final 125 Junior MAX

Beste Rundenzeiten / best lap times

Strecke / track: 1531m

Pos	Race Pos.	Str. Nr.	Fahrer driver	Vorname	NAT	Rundenzeit lap time	in R. in lap	Differenz gap first	Abstand gap	Ø Geschw. Ø speed
1	8	111	Caldwell	Olli	GBR	1:02,588	14			88,1 km/h
2	7	151	Pettitt	William	GBR	1:02,632	14	0:00,044	0:00,044	88,0 km/h
3	1	112	Kimber	Mark	GBR	1:02,650	16	0:00,062	0:00,018	88,0 km/h
4	8	111	Caldwell	Olli	GBR	1:02,676	15	0:00,088	0:00,026	87,9 km/h
5	7	151	Pettitt	William	GBR	1:02,700	16	0:00,112	0:00,024	87,9 km/h
6	1	112	Kimber	Mark	GBR	1:02,715	15	0:00,127	0:00,015	87,9 km/h
7	7	151	Pettitt	William	GBR	1:02,723	15	0:00,135	0:00,008	87,9 km/h
8	1	112	Kimber	Mark	GBR	1:02,724	14	0:00,136	0:00,001	87,9 km/h
9	7	151	Pettitt	William	GBR	1:02,725	13	0:00,137	0:00,001	87,9 km/h
10	8	111	Caldwell	Olli	GBR	1:02,738	17	0:00,150	0:00,013	87,9 km/h
11	33	103	Ramirez	Mathias	USA	1:02,750	15	0:00,162	0:00,012	87,8 km/h
12	23	155	Hoggard	Johnathan	GBR	1:02,781	11	0:00,193	0:00,031	87,8 km/h
13	1	112	Kimber	Mark	GBR	1:02,808	13	0:00,220	0:00,027	87,8 km/h
14	5	169	Settimo	Marco	ITA	1:02,810	15	0:00,222	0:00,002	87,8 km/h
15	8	111	Caldwell	Olli	GBR	1:02,814	13	0:00,226	0:00,004	87,7 km/h
16	5	169	Settimo	Marco	ITA	1:02,817	14	0:00,229	0:00,003	87,7 km/h
17	3	119	Valente	Enzo	FRA	1:02,834	11	0:00,246	0:00,017	87,7 km/h
18	8	111	Caldwell	Olli	GBR	1:02,838	11	0:00,250	0:00,004	87,7 km/h
19	8	111	Caldwell	Olli	GBR	1:02,861	16	0:00,273	0:00,023	87,7 km/h
20	2	171	Kovacs	Zsombor	HUN	1:02,865	13	0:00,277	0:00,004	87,7 km/h

Warm-Up 125 Junior MAX

Strecke / track: 1531m

started: 33 classified: 33 not classified: 0

Doc. 89

Pos	Str. Nr.	Fahrer Driver	Nation	Entrant	Nation	Runden Laps	Gesamzeit Differenz	Abstand Gap	beste Runde best Lap	in R. in L.	o Geschw. o Speed
1	126	Turney, Joe	GBR	KR Sport	GBR	3			1:13,905	2	74,6 km/h
2	155	Hoggard, Johnathan	GBR	KR Sport	GBR	1	0:01,456	0:01,456	1:15,361	1	73,1 km/h
3	111	Caldwell, Olli	GBR	KR Sport	GBR	3	0:01,477	0:00,021	1:15,382	3	73,1 km/h
4	112	Kimber, Mark	GBR	Strawberry Racing	GBR	2	0:02,147	0:00,670	1:16,052	2	72,5 km/h
5	129	Charpentier, Axel	GBR	Strawberry Racing	GBR	2	0:02,208	0:00,061	1:16,113	2	72,4 km/h
6	172	Minang, Perdana	INA	Strawberry Racing	GBR	2	0:02,340	0:00,132	1:16,245	2	72,3 km/h
7	149	Hollis, Dylan	AUS	Hollis Dylan	AUS	8	0:02,666	0:00,326	1:16,571	8	72,0 km/h
8	152	Hristov, Kristiyan	BUL	Dedrax	BUL	6	0:03,851	0:01,185	1:17,756	5	70,9 km/h
9	135	Jansson, Felix	SWE	Radne Motor AB	SWE	6	0:04,302	0:00,451	1:18,207	6	70,5 km/h
10	125	Leppae, Lauri	FIN	Heikki Vaeisaenen	FIN	7	0:04,345	0:00,043	1:18,250	5	70,4 km/h
11	154	Kuehn, Erich	EST	AGS Racing	EST	6	0:04,480	0:00,135	1:18,385	6	70,3 km/h
12	147	Handsaeme, Xavier	BEL	Xavier Handsaeme	BEL	6	0:04,511	0:00,031	1:18,416	6	70,3 km/h
13	156	Lund, Mathias	DEN	Robert Schluensen	DEN	6	0:04,603	0:00,092	1:18,508	6	70,2 km/h
14	131	De Alba, Andres	CAN	SRA Karting International Inc	CAN	5	0:04,820	0:00,217	1:18,725	3	70,0 km/h
15	124	Bouvier, Yann	FRA	Bouvier David	FRA	1	0:06,093	0:01,273	1:19,998	1	68,9 km/h
16	169	Settimo, Marco	ITA	G.M.Motorsport Srl	ITA	2	0:06,391	0:00,298	1:20,296	2	68,6 km/h
17	145	Lvov, Igor	RUS	Andriychuk Vladimir	RUS	2	0:06,575	0:00,184	1:20,480	2	68,5 km/h
18	108	Schmidli, Titus-Shanghai	SUI	Coles Racing	GBR	2	0:06,605	0:00,030	1:20,510	2	68,5 km/h
19	116	Taira, Hibiki	JPN	Eiko Japan	JPN	2	0:07,035	0:00,430	1:20,940	2	68,1 km/h
20	103	Ramirez, Mathias	USA	Maxspeed Group	USA	2	0:07,094	0:00,059	1:20,999	2	68,0 km/h
21	130	Lupien, Samuel	CAN	SRA Karting International Inc	CAN	2	0:07,804	0:00,710	1:21,709	2	67,5 km/h
22	150	Koss, Georg	EST	TGT Racing	EST	1	0:07,916	0:00,112	1:21,821	1	67,4 km/h
23	153	Claude, Leonie	FRA	Jean-Marie Chauvel	FRA	2	0:08,355	0:00,439	1:22,260	1	67,0 km/h
24	148	Morin, Hannes	SWE	Radne Motor	SWE	1	0:08,918	0:00,563	1:22,823	1	66,5 km/h
25	106	Shepherd, Kane	THA	KRS Motorsports	MAS	2	0:09,360	0:00,442	1:23,265	1	66,2 km/h
26	157	Sharma, Manav	IND	Mahesh Kumar	IND	3	0:09,364	0:00,004	1:23,269	3	66,2 km/h
27	127	Taborsky, Pavol	SVK	Ert Racing Team	SVK	1	0:10,455	0:01,091	1:24,360	1	65,3 km/h
28	141	Dillon, Hernan	ECU	Luis Felipe Davila Alcazar	ECU	1	0:13,857	0:03,402	1:27,762	1	62,8 km/h
29	165	Rosina, Michael	ITA	Sodi Kart Italia SKR	ITA	1	0:16,624	0:02,767	1:30,529	1	60,9 km/h
30	123	Ropanen, Roope	FIN	Jussi LaaksonenJH Racing	FIN	0					
31	171	Kovacs, Zsombor	HUN	KMS Europe	HUN	0		0:00,000			
32	159	Novotny, Jakub	CZE	MS Kart Racing Team S.R.O.	CZE	0		0:00,000			
33	151	Pettitt, William	GBR	Tooley Motorsport	GBR	0		0:00,000			

Clerk of the Course: R.Brito/R.Moselli/L.Azevedo/M.Branco Race-Control:T.Lainer Race director:N.Edwards

Stewards: R.Norbury / M.Guignard / L.Roby / P.Lackman / V.Sousa / N.Giorgione

Scrutineer: P.Klaassen / E.Salmon / F.Loer / R.Jafer / J.M. Ruhani / R.Roberio

Time Keeping: KART-DATA timing service Franz Schieszler / Martin Summerer



RESULTS GRAND FINALS 2016

SARNO / ITALY, OCT. 15 - 22



Warm-Up 125 Junior MAX

Strecke / track: 1531 started: 33 classified: 33 not classified: 0

Fahrername Driver	Turney Joe	Hoggard Johnathan	Caldwell Olli	Kimber Mark	Charpentier Axel	Minang Perdana	Hollis Dylan	Hristov Kristiyan	Jansson Felix	Leppae Lauri	Kuehn Erich	Handsaeme Xavier
schnellste Runde in Runde	1:13,905 Rn. 2	1:15,361 Rn. 1	1:15,382 Rn. 3	1:16,052 Rn. 2	1:16,113 Rn. 2	1:16,245 Rn. 2	1:16,571 Rn. 8	1:17,756 Rn. 5	1:18,207 Rn. 6	1:18,250 Rn. 5	1:18,385 Rn. 6	1:18,416 Rn. 6
Speed	74,6 km/h	73,1 km/h	73,1 km/h	72,5 km/h	72,4 km/h	72,3 km/h	72,0 km/h	70,9 km/h	70,5 km/h	70,4 km/h	70,3 km/h	70,3 km/h
Lap 1	1:15,993	<u>1:15,361</u>	1:16,682	1:17,197	1:18,273	1:18,162	1:30,331	1:21,060	1:24,352	1:22,286	1:23,428	1:22,123
Lap 2	<u>1:13,905</u>		1:16,539	<u>1:16,052</u>	<u>1:16,113</u>	<u>1:16,245</u>	1:19,726	1:20,880	1:21,538	1:20,334	1:21,908	1:21,827
Lap 3	1:22,702		<u>1:15,382</u>				1:21,281	1:18,970	1:19,419	1:19,560	1:23,724	1:20,317
Lap 4							1:19,055	1:18,801	1:21,660	1:20,179	1:19,503	1:19,384
Lap 5							1:17,690	<u>1:17,756</u>	1:18,703	<u>1:18,250</u>	1:20,181	1:18,428
Lap 6							1:18,851	1:17,934	<u>1:18,207</u>	1:20,250	<u>1:18,385</u>	<u>1:18,416</u>
Lap 7							1:16,730			1:18,469		
Lap 8							<u>1:16,571</u>					



RESULTS GRAND FINALS 2016

SARNO / ITALY, OCT. 15 - 22



Warm-Up 125 Junior MAX

Strecke / track: 1531 started: 33 classified: 33 not classified: 0

Fahrername Driver	Lund Mathias	De Alba Andres	Bouvier Yann	Settimo Marco	Lvov Igor	Schmidli Titus-Shanghai	Taira Hibiki	Ramirez Mathias	Lupien Samuel	Koss Georg	Claude Leonie	Morin Hannes
schnellste Runde in Runde	1:18,508 Rn. 6	1:18,725 Rn. 3	1:19,998 Rn. 1	1:20,296 Rn. 2	1:20,480 Rn. 2	1:20,510 Rn. 2	1:20,940 Rn. 2	1:20,999 Rn. 2	1:21,709 Rn. 2	1:21,821 Rn. 1	1:22,260 Rn. 1	1:22,823 Rn. 1
Speed	70,2 km/h	70,0 km/h	68,9 km/h	68,6 km/h	68,5 km/h	68,5 km/h	68,1 km/h	68,0 km/h	67,5 km/h	67,4 km/h	67,0 km/h	66,5 km/h
Lap 1	1:22,343	1:21,168	<u>1:19,998</u>	1:21,607	1:21,380	1:21,364	1:22,853	1:21,276	1:22,304	<u>1:21,821</u>	<u>1:22,260</u>	<u>1:22,823</u>
Lap 2	1:21,422	1:20,078		<u>1:20,296</u>	<u>1:20,480</u>	<u>1:20,510</u>	<u>1:20,940</u>	<u>1:20,999</u>	<u>1:21,709</u>		1:23,243	
Lap 3	1:19,213	<u>1:18,725</u>										
Lap 4	1:18,707	1:19,742										
Lap 5	1:20,444	1:18,812										
Lap 6	<u>1:18,508</u>											
Lap 7												
Lap 8												



RESULTS GRAND FINALS 2016

SARNO / ITALY, OCT. 15 - 22



Warm-Up 125 Junior MAX

Strecke / track: 1531 started: 33 classified: 33 not classified: 0

Fahrername Driver	Shepherd Kane	Sharma Manav	Taborsky Pavol	Dillon Hernan	Rosina Michael	Ropanen Roope	Kovacs Zsombor	Novotny Jakub	Pettitt William	
schnellste Runde in Runde	1:23,265 Rn. 1	1:23,269 Rn. 3	1:24,360 Rn. 1	1:27,762 Rn. 1	1:30,529 Rn. 1					
Speed	66,2 km/h	66,2 km/h	65,3 km/h	62,8 km/h	60,9 km/h					
Lap 1	<u>1:23,265</u>	1:24,857	<u>1:24,360</u>	<u>1:27,762</u>	<u>1:30,529</u>					
Lap 2	1:29,370	1:24,324								
Lap 3		<u>1:23,269</u>								
Lap 4										
Lap 5										
Lap 6										
Lap 7										
Lap 8										



Warm-Up 125 Junior MAX

Beste Rundenzeiten / best laptimes

Strecke / track: 1531m

Pos	Race Pos.	Str. Nr.	Fahrer driver	Vorname	NAT	Rundenzeit lap time	in R. in lap	Differenz gap first	Abstand gap	Ø Geschw. Ø speed
1	1	126	Turney	Joe	GBR	1:13,905	2			74,6 km/h
2	2	155	Hoggard	Johnathan	GBR	1:15,361	1	0:01,456	0:01,456	73,1 km/h
3	3	111	Caldwell	Olli	GBR	1:15,382	3	0:01,477	0:00,021	73,1 km/h
4	1	126	Turney	Joe	GBR	1:15,993	1	0:02,088	0:00,611	72,5 km/h
5	4	112	Kimber	Mark	GBR	1:16,052	2	0:02,147	0:00,059	72,5 km/h
6	5	129	Charpentier	Axel	GBR	1:16,113	2	0:02,208	0:00,061	72,4 km/h
7	6	172	Minang	Perdana	INA	1:16,245	2	0:02,340	0:00,132	72,3 km/h
8	3	111	Caldwell	Olli	GBR	1:16,539	2	0:02,634	0:00,294	72,0 km/h
9	7	149	Hollis	Dylan	AUS	1:16,571	8	0:02,666	0:00,032	72,0 km/h
10	3	111	Caldwell	Olli	GBR	1:16,682	1	0:02,777	0:00,111	71,9 km/h
11	7	149	Hollis	Dylan	AUS	1:16,730	7	0:02,825	0:00,048	71,8 km/h
12	4	112	Kimber	Mark	GBR	1:17,197	1	0:03,292	0:00,467	71,4 km/h
13	7	149	Hollis	Dylan	AUS	1:17,690	5	0:03,785	0:00,493	70,9 km/h
14	8	152	Hristov	Kristiyan	BUL	1:17,756	5	0:03,851	0:00,066	70,9 km/h
15	8	152	Hristov	Kristiyan	BUL	1:17,934	6	0:04,029	0:00,178	70,7 km/h
16	6	172	Minang	Perdana	INA	1:18,162	1	0:04,257	0:00,228	70,5 km/h
17	9	135	Jansson	Felix	SWE	1:18,207	6	0:04,302	0:00,045	70,5 km/h
18	10	125	Leppae	Lauri	FIN	1:18,250	5	0:04,345	0:00,043	70,4 km/h
19	5	129	Charpentier	Axel	GBR	1:18,273	1	0:04,368	0:00,023	70,4 km/h
20	11	154	Kuehn	Erich	EST	1:18,385	6	0:04,480	0:00,112	70,3 km/h



Pre-Finals 125 Junior MAX

Strecke / track: 1531m

schnellste Rennrunde gefahren von Roope Ropanen aus Lauf 1 / Runde 2 in 1:05,380

Doc. 83

Pos	Str. Nr.	Fahrer Driver	NAT	Entrant	NAT-E	Runden laps	Zeit time	Abstand Gap	Lauf Pos Heat	Rn. Lp	Zeit Time	schnellste Runde fastest Lap	in Runde in Lap
1	156	Lund, Mathias	DEN	Robert Schluensen	DEN	11	14:59,299						
2	155	Hoggard, Johnathan	GBR	KR Sport	GBR	11	15:04,430	0:05,131					
3	123	Ropanen, Roope	FIN	Jussi Laaksonen/J racing	FIN	11	15:21,718	0:17,288					
4	108	Schmidli, Titus-Shanghai	SUI	Coles Racing	GBR	11	15:05,707						
5	169	Settimo, Marco	ITA	G.M.Motorsport Srl	ITA	11	15:36,091	0:30,384					
6	112	Kimber, Mark	GBR	Starberry Racing	GBR	11	15:12,149						
7	145	Lvov, Igor	RUS	Andriyчук Vladimir	RUS	11	15:42,749	0:30,600					
8	150	Koss, Georg	EST	TGT Racing	EST	11	15:14,280						
9	149	Hollis, Dylan	AUS	Hollis Dylan	AUS	11	15:47,646	0:33,366					
10	129	Charpentier, Axel	GBR	Strawberry Racing	GBR	11	15:17,774						
11	131	De Alba, Andres	CAN	SRA Karting International Inc	CAN	11	15:51,070	0:33,296					
12	126	Turney, Joe	GBR	KR Sport	GBR	11	15:19,590						
13	111	Caldwell, Olli	GBR	KR Sport	GBR	11	15:51,266	0:31,676					
14	165	Rosina, Michael	ITA	Sodi Kart Italia SKR	ITA	11	15:19,869						
15	171	Kovacs, Zsombor	HUN	KMS Europe	HUN	11	15:54,185	0:34,316					
16	106	Shepherd, Kane	THA	KRS Motorsports	MAS	11	15:21,605						
17	119	Valente, Enzo	FRA	Valente Pascal	FRA	11	15:58,240	0:36,635					
18	130	Lupien, Samuel	CAN	SRA Karting International Inc	CAN	11	15:27,007						
19	125	Leppae, Lauri	FIN	Heikki Vaeisaenen	FIN	11	15:59,067	0:32,060					
20	151	Pettitt, William	GBR	Tooley Motorsport	GBR	11	15:27,167						
21	103	Ramirez, Mathias	USA	Maxspeed Group	USA	11	16:03,206	0:36,039					
22	124	Bouvier, Yann	FRA	Bouvier David	FRA	11	15:27,364						
23	127	Taborsky, Pavol	SVK	Ert Racing Team	SVK	11	16:04,809	0:37,445					
24	147	Handsaeme, Xavier	BEL	Xavier Handsaeme	BEL	11	15:30,312						
25	157	Sharma, Manav	IND	Maresh Kumar	IND	11	16:05,183	0:34,871					
26	116	Taira, Hibiki	JPN	Eiko Japan	JPN	11	15:30,798						
27	148	Morin, Hannes	SWE	Radne Motor	SWE	11	16:05,415	0:34,617					
28	159	Novotny, Jakub	CZE	MS Kart Racing Team S.R.O.	CZE	11	15:33,029						
29	153	Claude, Leonie	FRA	Jean-Marie Chauvel	FRA	11	16:05,838	0:32,809					
30	135	Jansson, Felix	SWE	Radne Motor AB	SWE	11	15:34,958						
31	154	Kuehn, Erich	EST	AGS Racing	EST	11	16:07,032	0:32,074					
32	141	Dillon, Hernan	ECU	Luis Felipe Davila Alcazar	ECU	11	15:37,219						
33	172	Minang, Perdana	INA	Starberry Racing	GBR	11	16:09,578	0:32,359					



Pre-Finals 125 Junior MAX

Strecke / track: 1531m

schnellste Rennrunde gefahren von Roope Ropanen aus Lauf 1 / Runde 2 in 1:05,380

Doc. 83

Pos	Str. Nr.	Fahrer Driver	NAT	Entrant	NAT-E	Runden laps	Zeit time	Abstand Gap	Lauf Pos Heat	Rn. Lp	Zeit Time	schnellste Runde fastest Lap	in Runde in Lap
34	152	Hristov, Kristiyan	BUL	Dedrox	BUL	11	15:37,472						
Not qualified for the Final													
35	137	Fritzler, Otto	ARG	Edgardo Fritzler	ARG	11	16:15,577	0:38,105					
36	118	Payne, Matthew	NZL	Payne Gary	NZL	11	15:38,059						
37	107	Lee, Chanjoon	KOR	Pino Kart Racing	KOR	11	16:16,842	0:38,783					
38	143	Taskinen, Matthew	CAN	SRA Karting International Inc	CAN	11	15:40,328						
39	168	Doerr, Phil	GER	CRG Performance	GER	11	16:17,132	0:36,804					
40	101	D Orlando, Michael	USA	Maxspeed Group	USA	11	15:43,436						
41	163	Pires, Mariano	POR	Eusebio Pires	POR	11	16:21,536	0:38,100					
42	120	Soever, Laszlo	HUN	ERT Racing Team	HUN	11	15:44,769						
43	166	Chohan, Tehmur	UAE	Al Ain Raceway	UAE	11	16:21,589	0:36,820					
44	162	Fliter, Christian	BRA	Mach 5 Karting	BRA	11	15:46,330						
45	133	Rizk, Carl	LIB	Azimut Automotive Sal	LIB	11	16:22,628	0:36,298					
46	102	Tavella, Dylan	USA	Maxspeed Group	USA	11	15:46,654						
47	105	Canillas, Marco	PAR	Mach 5 Karting	BRA	11	16:24,715	0:38,061					
48	117	Portell, Diego	CHI	Francisco Portell	CHI	11	15:48,895						
49	164	Medina, Lucas	COL	Racing Components	COL	11	16:25,295	0:36,400					
50	144	Dunner, Lukas	AUT	VPDR	AUT	11	15:53,824						
51	132	Macdermid, Ryan	CAN	SRA Karting International Inc	CAN	11	16:29,644	0:35,820					
52	122	Sorozabal, Aitor	ESP	Andry Honta	ESP	11	15:57,732						
53	113	Brueckner, Nicholas	USA	Maxspeed Group	USA	11	16:30,161	0:32,429					
54	128	Leroux, Romain	SIN	KRS Motorsports	MAS	11	15:59,305						
55	139	Sulaiman, Manuel	MEX	KR Sport UK	MEX	11	16:30,887	0:31,582					
56	136	Whelan, Aaron	IRL	Whelan Aaron	IRL	11	16:01,636						
57	167	Petersson, Lucas	UAE	Al Ain Raceway	UAE	11	16:31,979	0:30,343					
58	134	Fabani, Santiago	ARG	Mariano Fabani	ARG	11	16:03,514						
59	146	Joerg, Nico	AUT	KSCA Sodi Austria Team	AUT	10	15:12,922	1 R					
60	109	Hardja, Prassetyo	INA	KRS Motorsports	MAS	11	16:05,366	-1 R					
61	170	Salmaan, Hussein	EGY	Ghibli Raceway Egypt	EGY	10	15:18,553	1 R					
62	140	Sanchez, Jorge	MEX	Roberto Elizondo	MEX	11	16:08,690	-1 R					
63	104	Kochev, Konstantin	RUS	Andriychuk Vladimir	RUS	6	8:32,358	5 R					
64	115	O Connor, Cameron	RSA	Samantha Oconnor	RSA	11	16:10,350	-5 R					
65	158	Belhocine, Sebastien	CZE	Praga Czech Racing Team S.R.O.	CZE	2	2:30,590	9 R					



Pre-Finals 125 Junior MAX

Strecke / track: 1531m

schnellste Rennrunde gefahren von Roope Ropanen aus Lauf 1 / Runde 2 in 1:05,380

Doc. 83

Pos	Str. Nr.	Fahrer Driver	NAT	Entrant	NAT-E	Runden laps	Zeit time	Abstand Gap	Lauf Pos Heat	Rn. Lp	Zeit Time	schnellste Runde fastest Lap	in Runde in Lap
66	138	Morse, Alec	AUS	Morse Alec	AUS	6	8:34,354	-4 R					
67	142	Pylka, Mateusz	POL	Uniq Racing	POL	0	0:11,901	6 R					
68	110	Brewczynski, Cody	AUS	International Karting Distribution	AUS	6	8:39,040	-6 R					
not classified													
-	121	Jagesar, Leroy	NED	Ramdath Jagesar	NED	-1	14:55,741						
-	114	Okuzumi, Jiei	JPN	KP Buzz	JPN	-1	15:30,000						
-	160	Dovjak, Anze	SLO	Sportstil Akk	SLO	-1	15:17,131						
-	161	Cubides, Henry	COL	Racing Components	COL	-1	15:30,751						

Clerk of the Course: R.Brito/R.Moselli/L.Azevedo/M.Branco Race-Control:T.Lainer Race director:N.Edwards

Stewards: R.Norbury / M.Guignard / L.Roby / P.Lackman / V.Sousa / N.Giorgione

Scrutineer: P.Klaassen / E.Salmon / F.Loer / R.Jafer / J.M. Ruhani / R.Roberio

Time Keeping: KART-DATA timing service Franz Schieszler / Martin Summerer



Pre-Final B 125 Junior MAX

NEU - NEW

Strecke / track: 1531m
 started: 36 classified: 34 not classified: 2

class: 125 Ju
 excluded: 2

fastest Lap Hoggard, Johnathan at: 1:21,303
 Doc. 79.5

Pos	Str. Nr.	Fahrer Driver	Nation	Entrant	Nation	Runden Laps	Gesamtzeit Differenz	Abstand Gap	beste Runde best Lap	in R. in L.	Ø Geschw. Ø Speed
1	155	Hoggard, Johnathan	GBR	KR Sport	GBR	11	15:04,430		1:21,303	11	67 km/h
2	108	Schmidli, Titus-Shanghai	SUI	Coles Racing	GBR	11	15:05,707 0:01,277	0:01,277	1:21,550	9	66,9 km/h 67,6 km/h
3	112	Kimber, Mark	GBR	Starberry Racing	GBR	11	15:12,149 0:07,719	0:06,442	1:21,897	9	66,5 km/h 67,3 km/h
4	150	Koss, Georg	EST	TGT Racing	EST	11	15:14,280 0:09,850	0:02,131	1:21,904	9	66,3 km/h 67,3 km/h
5	129	Charpentier, Axel	GBR	Strawberry Racing	GBR	11	15:17,774 0:13,344	0:03,494	1:22,030	6	66,1 km/h 67,2 km/h
6	126	Turney, Joe	GBR	KR Sport	GBR	11	15:19,590 0:15,160	0:01,816	1:22,312	9	65,9 km/h 67 km/h
7	165	Rosina, Michael	ITA	Sodi Kart Italia SKR	ITA	11	15:19,869 0:15,439	0:00,279	1:22,829	4	65,9 km/h 66,5 km/h
8	106	Shepherd, Kane	THA	KRS Motorsports	MAS	11	15:21,605 0:17,175	0:01,736	1:22,525	11	65,8 km/h 66,8 km/h
9	130	Lupien, Samuel	CAN	SRA Karting International Inc	CAN	11	15:27,007 0:22,577	0:05,402	1:22,431	9	65,4 km/h 66,9 km/h
10	151	Pettitt, William	GBR	Tooley Motorsport	GBR	11	15:27,167 0:22,737	0:00,160	1:21,945	8	65,4 km/h 67,3 km/h
11	124	Bouvier, Yann	FRA	Bouvier David	FRA	11	15:27,364 0:22,934	0:00,197	1:22,643	8	65,4 km/h 66,7 km/h
12	147	Handsaeme, Xavier	BEL	Xavier Handsaeme	BEL	11	15:30,312 0:25,882	0:02,948	1:22,176	6	65,2 km/h 67,1 km/h
13	116	Taira, Hibiki	JPN	Eiko Japan	JPN	11	15:30,798 0:26,368	0:00,486	1:22,583	8	65,1 km/h 66,7 km/h
14	159	Novotny, Jakub	CZE	MS Kart Racing Team S.R.O.	CZE	11	15:33,029 0:28,599	0:02,231	1:22,566	5	65 km/h 66,8 km/h
15	135	Jansson, Felix	SWE	Radne Motor AB	SWE	11	15:34,958 0:30,528	0:01,929	1:22,550	7	64,8 km/h 66,8 km/h
16	141	Dillon, Hernan	ECU	Luis Felipe Davila Alcazar	ECU	11	15:37,219 0:32,789	0:02,261	1:23,531	10	64,7 km/h 66 km/h
17	152	Hristov, Kristiyan	BUL	Dedrax	BUL	11	15:37,472 0:33,042	0:00,253	1:23,268	10	64,7 km/h 66,2 km/h

Not qualified for the Final

18	118	Payne, Matthew	NZL	Payne Gary	NZL	11	15:38,059 0:33,629	0:00,587	1:22,931	10	64,6 km/h 66,5 km/h
19	143	Taskinen, Matthew	CAN	SRA Karting International Inc	CAN	11	15:40,328 0:35,898	0:02,269	1:22,912	10	64,5 km/h 66,5 km/h
20	101	D Orlando, Michael	USA	Maxspeed Group	USA	11	15:43,436 0:39,006	0:03,108	1:22,720	9	64,3 km/h 66,6 km/h
21	120	Soever, Laszlo	HUN	ERT Racing Team	HUN	11	15:44,769 0:40,339	0:01,333	1:22,224	9	64,2 km/h 67 km/h
22	162	Fliter, Christian	BRA	Mach 5 Karting	BRA	11	15:46,330 0:41,900	0:01,561	1:24,203	9	64,1 km/h 65,5 km/h
23	102	Tavella, Dylan	USA	Maxspeed Group	USA	11	15:46,654 0:42,224	0:00,324	1:23,014	3	64 km/h 66,4 km/h
24	117	Portell, Diego	CHI	Francisco Portell	CHI	11	15:48,895 0:44,465	0:02,241	1:23,918	6	63,9 km/h 65,7 km/h
25	144	Dunner, Lukas	AUT	VPDR	AUT	11	15:53,824 0:49,394	0:04,929	1:22,324	11	63,6 km/h 67 km/h
26	122	Sorozabal, Aitor	ESP	Andry Honta	ESP	11	15:57,732 0:53,302	0:03,908	1:24,215	11	63,3 km/h 65,4 km/h
27	128	Leroux, Romain	SIN	KRS Motorsports	MAS	11	15:59,305 0:54,875	0:01,573	1:23,880	9	63,2 km/h 65,7 km/h
28	136	Whelan, Aaron	IRL	Whelan Aaron	IRL	11	16:01,636 0:57,206	0:02,331	1:25,314	6	63 km/h 64,6 km/h
29	134	Fabani, Santiago	ARG	Mariano Fabani	ARG	11	16:03,514 0:59,084	0:01,878	1:23,895	10	62,9 km/h 65,7 km/h
30	109	Hardja, Prassetyo	INA	KRS Motorsports	MAS	11	16:05,366 1:00,936	0:01,852	1:23,978	10	62,8 km/h 65,6 km/h



Pre-Final B 125 Junior MAX

NEU - NEW

Strecke / track: 1531m
started: 36 classified: 34 not classified: 2

class: 125 Ju A
excluded: 2

fastest Lap Hoggard, Johnathan at: 1:21,303
Doc. 79.5

Pos	Str. Nr.	Fahrer Driver	Nation	Entrant	Nation	Runden Laps	Gesamtzeit Differenz	Abstand Gap	beste Runde best Lap	in R. in L.	o Geschw. o Speed
31	140	Sanchez, Jorge	MEX	Roberto Elizondo	MEX	11	16:08,690 1:04,260	0:03,324	1:23,638	9	62,6 km/h 65,9 km/h
32	115	O Connor, Cameron	RSA	Samantha Oconnor	RSA	11	16:10,350 1:05,920	0:01,660	1:25,521	6	62,5 km/h 64,4 km/h
33	138	Morse, Alec	AUS	Morse Alec	AUS	6	8:34,354 5 R	5 R	1:23,582	4	64,3 km/h 65,9 km/h
34	110	Brewczynski, Cody	AUS	International Karting Distribution	AUS	6	8:39,040 5 R	0:04,686	1:23,761	6	63,7 km/h 65,8 km/h
	114	Okuzumi, Jiei	JPN	KP Buzz	JPN			EXCLUDED			
	161	Cubides, Henry	COL	Racing Components	COL			EXCLUDED			

StNr. 130,147,151,135,144,128,109,134,140,115 10 sec penalty Frontfairing
StNr. 114,161 Exclusion from the meeting
StNr. 122,120 10 sec penalty

Clerk of the Course: R.Brito/R.Moselli/L.Azevedo/M.Branco Race-Control:T.Lainer Race director:N.Edward
Stewards: R.Norbury / M.Guignard / L.Roby / P.Lackman / V.Sousa / N.Giorgione
Scrutineer: P.Klaassen / E.Salmon / F.Loer / R.Jafer / J.M. Ruhani / R.Roberio
Time Keeping: KART-DATA timing service Franz Schieszler / Martin Summerer

Zeitnahme / timekeeping

control
Schieszler
Franz Schieszler

gedruckt um / printed at: 18:07:46



RESULTS GRAND FINALS 2016

SARNO / ITALY, OCT. 15 - 22



Pre-Final B 125 Junior MAX

Strecke / track: 1531

Fahrername Driver	Hoggard Johnathan	Schmidli Titus-Shanghai	Kimber Mark	Koss Georg	Charpentier Axel	Turney Joe	Rosina Michael	Shepherd Kane	Lupien Samuel	Pettitt William	Bouvier Yann	Handsaeme Xavier
schnellste Runde in Runde	1:21,303 Rn. 11	1:21,550 Rn. 9	1:21,897 Rn. 9	1:21,904 Rn. 9	1:22,030 Rn. 6	1:22,312 Rn. 9	1:22,829 Rn. 4	1:22,525 Rn. 11	1:22,431 Rn. 9	1:21,945 Rn. 8	1:22,643 Rn. 8	1:22,176 Rn. 6
Speed	67,8 km/h	67,6 km/h	67,3 km/h	67,3 km/h	67,2 km/h	67,0 km/h	66,5 km/h	66,8 km/h	66,9 km/h	67,3 km/h	66,7 km/h	67,1 km/h
Lap 1	1:24,079	1:23,208	1:24,414	1:24,961	1:25,014	1:26,671	1:23,922	1:26,482	1:24,596	1:29,837	1:28,824	1:28,305
Lap 2	1:22,440	1:22,352	1:23,726	1:23,149	1:23,322	1:22,959	1:23,078	1:23,770	1:23,792	1:21,963	1:25,074	1:24,308
Lap 3	1:22,325	1:21,968	1:23,292	1:23,347	1:24,797	1:23,281	1:23,179	1:22,855	1:23,038	1:22,159	1:24,147	1:22,290
Lap 4	1:22,165	1:22,117	1:22,038	1:22,689	1:22,730	1:23,317	1:22,829	1:23,780	1:23,207	1:21,968	1:23,996	1:23,712
Lap 5	1:22,102	1:21,882	1:22,323	1:22,771	1:22,487	1:22,569	1:22,852	1:23,289	1:22,713	1:24,143	1:23,314	1:22,362
Lap 6	1:21,551	1:22,041	1:21,952	1:22,492	1:22,030	1:23,534	1:23,229	1:22,936	1:22,478	1:22,029	1:22,805	1:22,176
Lap 7	1:21,675	1:22,176	1:22,383	1:22,841	1:22,988	1:22,474	1:23,060	1:22,865	1:22,804	1:23,494	1:22,692	1:22,520
Lap 8	1:21,597	1:21,626	1:21,921	1:23,042	1:23,853	1:23,002	1:23,765	1:22,895	1:23,986	1:21,945	1:22,643	1:22,473
Lap 9	1:21,439	1:21,550	1:21,897	1:21,904	1:22,499	1:22,312	1:24,441	1:23,505	1:22,431	1:22,052	1:22,806	1:22,460
Lap 10	1:21,611	1:23,058	1:22,577	1:22,173	1:22,547	1:23,538	1:23,960	1:23,460	1:22,581	1:22,267	1:22,774	1:22,264
Lap 11	1:21,303	1:21,764	1:22,528	1:22,026	1:23,091	1:23,082	1:23,498	1:22,525	1:23,021	1:22,602	1:23,515	1:22,994



RESULTS GRAND FINALS 2016

SARNO / ITALY, OCT. 15 - 22



Pre-Final B 125 Junior MAX

Strecke / track: 1531

Fahrername Driver	Taira Hibiki	Novotny Jakub	Jansson Felix	Dillon Hernan	Hristov Kristiyan	Payne Matthew	Taskinen Matthew	D Orlando Michael	Soever Laszlo	Fliter Christian	Tavella Dylan	Portell Diego
schnellste Runde in Runde	1:22,583 Rn. 8	1:22,566 Rn. 5	1:22,550 Rn. 7	1:23,531 Rn. 10	1:23,268 Rn. 10	1:22,931 Rn. 10	1:22,912 Rn. 10	1:22,720 Rn. 9	1:22,224 Rn. 9	1:24,203 Rn. 9	1:23,014 Rn. 3	1:23,918 Rn. 6
Speed	66,7 km/h	66,8 km/h	66,8 km/h	66,0 km/h	66,2 km/h	66,5 km/h	66,5 km/h	66,6 km/h	67,0 km/h	65,5 km/h	66,4 km/h	65,7 km/h
Lap 1	1:30,425	1:32,890	1:28,280	1:28,386	1:28,768	1:29,825	1:28,570	1:33,800	1:34,265	1:28,768	1:31,443	1:28,552
Lap 2	1:24,994	1:26,963	1:24,646	1:26,020	1:25,500	1:26,934	1:25,657	1:25,892	1:27,044	1:26,191	1:33,605	1:24,712
Lap 3	1:25,027	1:23,871	1:23,850	1:24,158	1:25,607	1:24,522	1:24,084	1:24,187	1:24,163	1:24,614	<u>1:23,014</u>	1:24,000
Lap 4	1:23,657	1:24,936	1:22,995	1:24,679	1:25,564	1:25,021	1:23,901	1:24,213	1:24,090	1:28,658	1:27,671	1:24,423
Lap 5	1:24,099	<u>1:22,566</u>	1:24,066	1:23,886	1:23,697	1:25,849	1:23,255	1:22,927	1:23,506	1:24,575	1:23,523	1:34,220
Lap 6	1:23,881	1:23,316	1:22,975	1:24,719	1:23,514	1:24,235	1:33,985	1:23,100	1:23,655	1:24,460	1:23,120	<u>1:23,918</u>
Lap 7	1:22,699	1:22,780	<u>1:22,550</u>	1:23,866	1:23,897	1:23,767	1:24,008	1:23,240	1:22,849	1:24,733	1:23,145	1:24,332
Lap 8	<u>1:22,583</u>	1:23,827	1:22,802	1:24,179	1:23,804	1:23,400	1:23,518	1:22,999	1:22,623	1:24,571	1:23,558	1:24,539
Lap 9	1:23,580	1:22,823	1:22,799	1:23,580	1:23,728	1:23,877	1:23,206	<u>1:22,720</u>	<u>1:22,224</u>	<u>1:24,203</u>	1:23,579	1:24,402
Lap 10	1:22,963	1:23,095	1:23,071	<u>1:23,531</u>	<u>1:23,268</u>	<u>1:22,931</u>	<u>1:22,912</u>	1:23,475	1:22,846	1:25,719	1:24,573	1:24,634
Lap 11	1:24,328	1:22,985	1:23,070	1:24,485	1:24,128	1:24,207	1:23,921	1:34,303	1:25,239	1:25,971	1:25,066	1:27,726



RESULTS GRAND FINALS 2016

SARNO / ITALY, OCT. 15 - 22



Pre-Final B 125 Junior MAX

Strecke / track: 1531

Fahrername Driver	Dunner Lukas	Sorozabal Aitor	Leroux Romain	Whelan Aaron	Fabani Santiago	Hardja Prasetyo	Sanchez Jorge	O Connor Cameron	Morse Alec	Brewczynski Cody	Okuzumi Jiei	Cubides Henry
schnellste Runde in Runde	1:22,324 Rn. 11	1:24,215 Rn. 11	1:23,880 Rn. 9	1:25,314 Rn. 6	1:23,895 Rn. 10	1:23,978 Rn. 10	1:23,638 Rn. 9	1:25,521 Rn. 6	1:23,582 Rn. 4	1:23,761 Rn. 6		
Speed	67,0 km/h	65,4 km/h	65,7 km/h	64,6 km/h	65,7 km/h	65,6 km/h	65,9 km/h	64,4 km/h	65,9 km/h	65,8 km/h		
Lap 1	1:32,913	1:25,788	1:28,873	1:32,333	1:30,915	1:32,197	1:28,926	1:31,174	1:27,916	1:34,148		
Lap 2	1:35,327	1:31,129	1:28,391	1:27,371	1:40,362	1:26,726	1:26,711	1:28,660	1:26,830	1:26,131		
Lap 3	1:23,948	1:24,760	1:25,841	1:26,023	1:24,657	1:24,731	1:27,982	1:26,127	1:24,398	1:24,612		
Lap 4	1:23,758	1:28,763	1:25,480	1:27,293	1:24,334	1:26,097	1:26,264	1:25,925	<u>1:23,582</u>	1:23,823		
Lap 5	1:23,450	1:26,142	1:24,566	1:26,349	1:24,557	1:25,291	1:25,700	1:26,325	1:24,715	1:24,372		
Lap 6	1:23,321	1:25,435	1:24,380	<u>1:25,314</u>	1:24,029	1:25,159	1:27,485	<u>1:25,521</u>	1:23,762	<u>1:23,761</u>		
Lap 7	1:22,437	1:24,445	1:24,220	1:26,069	1:24,047	1:25,657	1:25,557	1:26,069				
Lap 8	1:22,780	1:24,632	1:24,244	1:26,713	1:24,291	1:30,647	1:25,794	1:27,056				
Lap 9	1:26,584	1:24,991	<u>1:23,880</u>	1:26,528	1:24,675	1:26,075	<u>1:23,638</u>	1:26,391				
Lap 10	1:24,192	1:24,736	1:24,262	1:26,445	<u>1:23,895</u>	<u>1:23,978</u>	1:30,068	1:26,515				
Lap 11	<u>1:22,324</u>	<u>1:24,215</u>	1:30,148	1:26,248	1:24,069	1:24,247	1:25,189	1:26,254				



Pre-Final B 125 Junior MAX

Beste Rundenzeiten / best laptimes

Strecke / track: 1531m

Pos	Race Pos.	Str. Nr.	Fahrer driver	Vorname	NAT	Rundenzeit lap time	in R. in lap	Differenz gap first	Abstand gap	Ø Geschw. Ø speed
1	1	155	Hoggard	Johnathan	GBR	1:21,303	11			67,8 km/h
2	1	155	Hoggard	Johnathan	GBR	1:21,439	9	0:00,136	0:00,136	67,7 km/h
3	2	108	Schmidli	Titus-Shanghai	SUI	1:21,550	9	0:00,247	0:00,111	67,6 km/h
4	1	155	Hoggard	Johnathan	GBR	1:21,551	6	0:00,248	0:00,001	67,6 km/h
5	1	155	Hoggard	Johnathan	GBR	1:21,597	8	0:00,294	0:00,046	67,5 km/h
6	1	155	Hoggard	Johnathan	GBR	1:21,611	10	0:00,308	0:00,014	67,5 km/h
7	2	108	Schmidli	Titus-Shanghai	SUI	1:21,626	8	0:00,323	0:00,015	67,5 km/h
8	1	155	Hoggard	Johnathan	GBR	1:21,675	7	0:00,372	0:00,049	67,5 km/h
9	2	108	Schmidli	Titus-Shanghai	SUI	1:21,764	11	0:00,461	0:00,089	67,4 km/h
10	2	108	Schmidli	Titus-Shanghai	SUI	1:21,882	5	0:00,579	0:00,118	67,3 km/h
11	3	112	Kimber	Mark	GBR	1:21,897	9	0:00,594	0:00,015	67,3 km/h
12	4	150	Koss	Georg	EST	1:21,904	9	0:00,601	0:00,007	67,3 km/h
13	3	112	Kimber	Mark	GBR	1:21,921	8	0:00,618	0:00,017	67,3 km/h
14	10	151	Pettitt	William	GBR	1:21,945	8	0:00,642	0:00,024	67,3 km/h
15	3	112	Kimber	Mark	GBR	1:21,952	6	0:00,649	0:00,007	67,3 km/h
16	10	151	Pettitt	William	GBR	1:21,963	2	0:00,660	0:00,011	67,2 km/h
17	2	108	Schmidli	Titus-Shanghai	SUI	1:21,968	3	0:00,665	0:00,005	67,2 km/h
18	10	151	Pettitt	William	GBR	1:21,968	4	0:00,665	0:00,000	67,2 km/h
19	4	150	Koss	Georg	EST	1:22,026	11	0:00,723	0:00,058	67,2 km/h
20	10	151	Pettitt	William	GBR	1:22,029	6	0:00,726	0:00,003	67,2 km/h



Pre-Final A 125 Junior MAX

NEU - NEW

Strecke / track: 1531m
 started: 36 classified: 34 not classified: 2

class: 125 Ju
 excluded: 2

fastest Lap Ropanen, Roope at: 1:05,380
 Doc. 75.4

Pos	Str. Nr.	Fahrer Driver	Nation	Entrant	Nation	Runden Laps	Gesamtzeit Differenz	Abstand Gap	beste Runde best Lap	in R. in L.	Ø Geschw. Ø Speed
1	156	Lund, Mathias	DEN	Robert Schluensen	DEN	11	14:59,299		1:12,377	2	67,4 km/h
2	123	Ropanen, Roope	FIN	Jussi Laaksonen/JTL Racing	FIN	11	15:21,718 0:22,419	0:22,419	1:05,380	2	65,8 km/h 84,3 km/h
3	169	Settimo, Marco	ITA	G.M.Motorsport Srl	ITA	11	15:36,091 0:36,792	0:14,373	1:05,581	2	64,8 km/h 84 km/h
4	145	Lvov, Igor	RUS	Andriychuk Vladimir	RUS	11	15:42,749 0:43,450	0:06,658	1:05,531	2	64,3 km/h 84,1 km/h
5	149	Hollis, Dylan	AUS	Hollis Dylan	AUS	11	15:47,646 0:48,347	0:04,897	1:07,610	2	64 km/h 81,5 km/h
6	131	De Alba, Andres	CAN	SRA Karting International Inc	CAN	11	15:51,070 0:51,771	0:03,424	1:08,170	2	63,7 km/h 80,9 km/h
7	111	Caldwell, Olli	GBR	KR Sport	GBR	11	15:51,266 0:51,967	0:00,196	1:07,268	2	63,7 km/h 81,9 km/h
8	171	Kovacs, Zsombor	HUN	KMS Europe	HUN	11	15:54,185 0:54,886	0:02,919	1:05,767	2	63,5 km/h 83,8 km/h
9	119	Valente, Enzo	FRA	Valente Pascal	FRA	11	15:58,240 0:58,941	0:04,055	1:07,158	2	63,3 km/h 82,1 km/h
10	125	Leppae, Lauri	FIN	Heikki Vaeisaenen	FIN	11	15:59,067 0:59,768	0:00,827	1:08,763	2	63,2 km/h 80,2 km/h
11	103	Ramirez, Mathias	USA	Maxspeed Group	USA	11	16:03,206 1:03,907	0:04,139	1:07,831	2	62,9 km/h 81,3 km/h
12	127	Taborsky, Pavol	SVK	Ert Racing Team	SVK	11	16:04,809 1:05,510	0:01,603	1:08,702	2	62,8 km/h 80,2 km/h
13	157	Sharma, Manav	IND	Mahesh Kumar	IND	11	16:05,183 1:05,884	0:00,374	1:08,902	2	62,8 km/h 80 km/h
14	148	Morin, Hannes	SWE	Radne Motor	SWE	11	16:05,415 1:06,116	0:00,232	1:06,663	2	62,8 km/h 82,7 km/h
15	153	Claude, Leonie	FRA	Jean-Marie Chauvel	FRA	11	16:05,838 1:06,539	0:00,423	1:08,003	2	62,8 km/h 81 km/h
16	154	Kuehn, Erich	EST	AGS Racing	EST	11	16:07,032 1:07,733	0:01,194	1:07,484	2	62,7 km/h 81,7 km/h
17	172	Minang, Perdana	INA	Starwberry Racing	GBR	11	16:09,578 1:10,279	0:02,546	1:06,221	2	62,5 km/h 83,2 km/h

Not qualified for the Final

18	137	Fritzler, Otto	ARG	Edgardo Fritzler	ARG	11	16:15,577 1:16,278	0:05,999	1:08,245	2	62,1 km/h 80,8 km/h
19	107	Lee, Chanjoon	KOR	Pino Kart Racing	KOR	11	16:16,842 1:17,543	0:01,265	1:09,800	1	62,1 km/h 79 km/h
20	168	Doerr, Phil	GER	CRG Performance	GER	11	16:17,132 1:17,833	0:00,290	1:10,475	2	62 km/h 78,2 km/h
21	163	Pires, Mariano	POR	Eusebio Pires	POR	11	16:21,536 1:22,237	0:04,404	1:10,576	2	61,8 km/h 78,1 km/h
22	166	Chohan, Tehmur	UAE	Al Ain Raceway	UAE	11	16:21,589 1:22,290	0:00,053	1:08,658	2	61,8 km/h 80,3 km/h
23	133	Rizk, Carl	LIB	Azimut Automotive Sal	LIB	11	16:22,628 1:23,329	0:01,039	1:08,413	2	61,7 km/h 80,6 km/h
24	105	Canillas, Marco	PAR	Mach 5 Karting	BRA	11	16:24,715 1:25,416	0:02,087	1:09,597	2	61,6 km/h 79,2 km/h
25	164	Medina, Lucas	COL	Racing Components	COL	11	16:25,295 1:25,996	0:00,580	1:06,556	2	61,5 km/h 82,8 km/h
26	132	Macdermid, Ryan	CAN	SRA Karting International Inc	CAN	11	16:29,644 1:30,345	0:04,349	1:05,803	2	61,3 km/h 83,8 km/h
27	113	Brueckner, Nicholas	USA	Maxspeed Group	USA	11	16:30,161 1:30,862	0:00,517	1:07,054	2	61,2 km/h 82,2 km/h
28	139	Sulaiman, Manuel	MEX	KR Sport UK	MEX	11	16:30,887 1:31,588	0:00,726	1:08,119	2	61,2 km/h 80,9 km/h
29	167	Petersson, Lucas	UAE	Al Ain Raceway	UAE	11	16:31,979 1:32,680	0:01,092	1:07,345	2	61,1 km/h 81,8 km/h
30	146	Joerg, Nico	AUT	KSCA Sodi Austria Team	AUT	10	15:12,922 1 R	1 R	1:08,179	2	60,4 km/h 80,8 km/h



Pre-Final A 125 Junior MAX

NEU - NEW

Strecke / track: 1531m
started: 36 classified: 34 not classified: 2

class: 125 Ju A
excluded: 2

fastest Lap Ropanen, Roope at: 1:05,380
Doc. 75.4

Pos	Str. Nr.	Fahrer Driver	Nation	Entrant	Nation	Runden Laps	Gesamtzeit Differenz	Abstand Gap	beste Runde best Lap	in R. in L.	o Geschw. o Speed
31	170	Salmaan, Hussein	EGY	Ghibli Raceway Egypt	EGY	10	15:18,553 1 R	0:05,631	1:08,880	2	60 km/h 80 km/h
32	104	Kochev, Konstantin	RUS	Andriychuk Vladimir	RUS	6	8:32,358 5 R	4 R	1:08,219	2	64,5 km/h 80,8 km/h
33	158	Belhocine, Sebastien	CZE	Praga Czech Racing Team S.R.O.	CZE	2	2:30,590 9 R	4 R	1:08,835	2	73,2 km/h 80,1 km/h
34	142	Pylka, Mateusz	POL	Uniq Racing	POL	0	0:11,901 11 R	2 R			
	121	Jagesar, Leroy	NED	Ramdath Jagesar	NED		EXCLUDED				
	160	Dovjak, Anze	SLO	Sportstil Akk	SLO		EXCLUDED				

StNr. 156,146,160,127,107,166,132,133,139,167,113,142 10 sec penalty Frontfairing

StNr. 104,171 10 sec penalty Frontfairing

StNr. 121,160 Exclusion

Clerk of the Course: R.Brito/R.Moselli/L.Azevedo/M.Branco Race-Control:T.Lainer Race director:N.Edwar

Stewards: R.Norbury / M.Guignard / L.Roby / P.Lackman / V.Sousa / N.Giorgione

Scrutineer: P.Klaassen / E.Salmon / F.Loer / R.Jafer / J.M. Ruhani / R.Roberio

Time Keeping: KART-DATA timing service Franz Schieszler / Martin Summerer

Zeitnahme / timekeeping

control
Schieszler
Franz Schieszler

gedruckt um / printed at: 14:34:31



RESULTS GRAND FINALS 2016

SARNO / ITALY, OCT. 15 - 22



Pre-Final A 125 Junior MAX

Strecke / track: 1531

Fahrername Driver	Lund Mathias	Ropanen Roope	Settimo Marco	Lvov Igor	Hollis Dylan	De Alba Andres	Caldwell Olli	Kovacs Zsombor	Valente Enzo	Leppae Lauri	Ramirez Mathias	Taborsky Pavol
schnellste Runde in Runde	1:12,377 Rn. 2	1:05,380 Rn. 2	1:05,581 Rn. 2	1:05,531 Rn. 2	1:07,610 Rn. 2	1:08,170 Rn. 2	1:07,268 Rn. 2	1:05,767 Rn. 2	1:07,158 Rn. 2	1:08,763 Rn. 2	1:07,831 Rn. 2	1:08,702 Rn. 2
Speed	76,2 km/h	84,3 km/h	84,0 km/h	84,1 km/h	81,5 km/h	80,9 km/h	81,9 km/h	83,8 km/h	82,1 km/h	80,2 km/h	81,3 km/h	80,2 km/h
Lap 1	1:19,015	1:08,293	1:10,155	1:10,137	1:11,749	1:13,176	1:11,249	1:09,046	1:11,367	1:11,985	1:11,661	1:11,069
Lap 2	1:12,377	1:05,380	1:05,581	1:05,531	1:07,610	1:08,170	1:07,268	1:05,767	1:07,158	1:08,763	1:07,831	1:08,702
Lap 3	1:14,456	1:09,673	1:11,666	1:12,426	1:15,400	1:14,668	1:15,218	1:11,766	1:15,715	1:15,245	1:16,498	1:15,414
Lap 4	1:20,053	1:20,376	1:23,279	1:22,367	1:25,399	1:25,607	1:24,412	1:22,720	1:25,216	1:25,095	1:25,561	1:24,810
Lap 5	1:23,594	1:25,932	1:31,409	1:28,183	1:28,015	1:28,287	1:30,191	1:29,831	1:29,886	1:36,112	1:29,822	1:29,722
Lap 6	1:22,873	1:28,174	1:29,190	1:29,546	1:29,720	1:28,530	1:29,822	1:30,621	1:30,458	1:29,724	1:35,700	1:30,887
Lap 7	1:21,974	1:28,585	1:29,459	1:30,502	1:30,089	1:30,000	1:31,295	1:30,182	1:32,459	1:30,687	1:30,519	1:31,880
Lap 8	1:22,090	1:28,966	1:30,005	1:31,797	1:30,647	1:29,877	1:31,848	1:32,548	1:32,647	1:32,875	1:34,458	1:32,315
Lap 9	1:23,165	1:31,704	1:32,243	1:34,385	1:33,627	1:33,668	1:33,515	1:34,592	1:35,135	1:34,839	1:34,861	1:34,215
Lap 10	1:23,436	1:35,313	1:35,513	1:36,893	1:35,968	1:35,819	1:37,017	1:37,167	1:37,388	1:35,275	1:35,661	1:35,645
Lap 11	1:23,701	1:37,578	1:35,960	1:38,223	1:37,212	1:37,859	1:37,810	1:38,038	1:38,378	1:36,048	1:38,922	1:38,090



RESULTS GRAND FINALS 2016

SARNO / ITALY, OCT. 15 - 22



Pre-Final A 125 Junior MAX

Strecke / track: 1531

Fahrername Driver	Sharma Manav	Morin Hannes	Claude Leonie	Kuehn Erich	Minang Perdana	Fritzler Otto	Lee Chanjoon	Doerr Phil	Pires Mariano	Chohan Tehmur	Rizk Carl	Canillas Marco
schnellste Runde in Runde	1:08,902 Rn. 2	1:06,663 Rn. 2	1:08,003 Rn. 2	1:07,484 Rn. 2	1:06,221 Rn. 2	1:08,245 Rn. 2	1:09,800 Rn. 1	1:10,475 Rn. 2	1:10,576 Rn. 2	1:08,658 Rn. 2	1:08,413 Rn. 2	1:09,597 Rn. 2
Speed	80,0 km/h	82,7 km/h	81,0 km/h	81,7 km/h	83,2 km/h	80,8 km/h	79,0 km/h	78,2 km/h	78,1 km/h	80,3 km/h	80,6 km/h	79,2 km/h
Lap 1	1:14,243	1:18,019	1:12,648	1:20,303	1:19,777	1:13,011	<u>1:09,800</u>	1:12,750	1:13,024	1:14,785	1:10,693	1:14,235
Lap 2	<u>1:08,902</u>	<u>1:06,663</u>	<u>1:08,003</u>	<u>1:07,484</u>	<u>1:06,221</u>	<u>1:08,245</u>	1:10,963	<u>1:10,475</u>	<u>1:10,576</u>	<u>1:08,658</u>	<u>1:08,413</u>	<u>1:09,597</u>
Lap 3	1:14,934	1:13,818	1:14,204	1:14,711	1:16,996	1:15,603	1:17,598	1:16,487	1:18,132	1:13,691	1:15,958	1:16,625
Lap 4	1:25,595	1:26,081	1:26,784	1:26,262	1:26,178	1:27,242	1:27,887	1:26,883	1:26,558	1:26,716	1:26,119	1:26,425
Lap 5	1:29,066	1:30,829	1:32,423	1:31,372	1:32,127	1:31,499	1:30,913	1:31,499	1:34,522	1:37,159	1:31,766	1:32,168
Lap 6	1:30,525	1:31,378	1:32,100	1:31,123	1:30,686	1:32,100	1:30,689	1:33,422	1:31,660	1:31,123	1:34,652	1:32,124
Lap 7	1:30,715	1:31,267	1:30,910	1:32,140	1:31,235	1:32,842	1:29,880	1:35,709	1:32,572	1:33,615	1:31,665	1:34,739
Lap 8	1:33,965	1:33,138	1:33,120	1:30,942	1:32,255	1:33,686	1:31,970	1:34,254	1:34,167	1:32,258	1:32,880	1:33,752
Lap 9	1:34,930	1:35,563	1:36,092	1:34,174	1:36,503	1:37,456	1:37,713	1:35,796	1:37,920	1:35,073	1:36,611	1:36,976
Lap 10	1:39,474	1:38,312	1:37,751	1:37,029	1:38,354	1:39,287	1:36,623	1:38,077	1:38,758	1:38,530	1:40,637	1:39,841
Lap 11	1:38,717	1:38,201	1:37,930	1:37,206	1:37,701	1:39,410	1:37,992	1:38,195	1:40,603	1:37,662	1:40,359	1:44,608



RESULTS GRAND FINALS 2016

SARNO / ITALY, OCT. 15 - 22



Pre-Final A 125 Junior MAX

Strecke / track: 1531

Fahrername Driver	Medina Lucas	Macdermid Ryan	Brueckner Nicholas	Sulaiman Manuel	Petersson Lucas	Joerg Nico	Salmaan Hussein	Kochev Konstantin	Belhocine Sebastien	Pylka Mateusz	Jagesar Leroy	Dovjak Anze
schnellste Runde in Runde	1:06,556 Rn. 2	1:05,803 Rn. 2	1:07,054 Rn. 2	1:08,119 Rn. 2	1:07,345 Rn. 2	1:08,179 Rn. 2	1:08,880 Rn. 2	1:08,219 Rn. 2	1:08,835 Rn. 2			
Speed	82,8 km/h	83,8 km/h	82,2 km/h	80,9 km/h	81,8 km/h	80,8 km/h	80,0 km/h	80,8 km/h	80,1 km/h			
Lap 1	1:21,866	1:10,935	1:10,929	1:12,288	1:11,097	1:12,633	1:14,079	1:20,338	1:18,543			
Lap 2	<u>1:06,556</u>	<u>1:05,803</u>	<u>1:07,054</u>	<u>1:08,119</u>	<u>1:07,345</u>	<u>1:08,179</u>	<u>1:08,880</u>	<u>1:08,219</u>	<u>1:08,835</u>			
Lap 3	1:14,606	1:13,148	1:15,688	1:14,635	1:15,457	1:16,265	1:17,720	1:15,759				
Lap 4	1:26,080	1:24,405	1:26,315	1:27,640	1:27,766	1:26,125	1:35,772	1:26,558				
Lap 5	1:36,445	1:29,662	1:57,742	1:39,842	1:31,965	1:52,449	1:32,592	1:32,891				
Lap 6	1:30,936	1:30,932	1:29,794	1:31,377	1:31,511	1:31,065	1:40,239	1:36,773				
Lap 7	1:38,672	1:40,038	1:30,526	1:31,977	1:43,172	1:31,739	1:35,523					
Lap 8	1:34,148	1:37,274	1:31,683	1:32,943	1:35,343	1:33,260	1:37,753					
Lap 9	1:35,452	1:41,363	1:34,402	1:37,805	1:36,792	1:37,472	1:43,596					
Lap 10	1:37,868	1:41,230	1:34,236	1:38,652	1:38,579	1:48,649	1:47,027					
Lap 11	1:38,461	1:43,301	1:37,888	1:40,973	1:39,989							



Pre-Final A 125 Junior MAX

Beste Rundenzeiten / best lap times

Strecke / track: 1531m

Pos	Race Pos.	Str. Nr.	Fahrer driver	Vorname	NAT	Rundenzeit lap time	in R. in lap	Differenz gap first	Abstand gap	Ø Geschw. Ø speed
1	2	123	Ropanen	Roope	FIN	1:05,380	2			84,3 km/h
2	4	145	Lvov	Igor	RUS	1:05,531	2	0:00,151	0:00,151	84,1 km/h
3	3	169	Settimo	Marco	ITA	1:05,581	2	0:00,201	0:00,050	84,0 km/h
4	8	171	Kovacs	Zsombor	HUN	1:05,767	2	0:00,387	0:00,186	83,8 km/h
5	26	132	Macdermid	Ryan	CAN	1:05,803	2	0:00,423	0:00,036	83,8 km/h
6	17	172	Minang	Perdana	INA	1:06,221	2	0:00,841	0:00,418	83,2 km/h
7	25	164	Medina	Lucas	COL	1:06,556	2	0:01,176	0:00,335	82,8 km/h
8	14	148	Morin	Hannes	SWE	1:06,663	2	0:01,283	0:00,107	82,7 km/h
9	27	113	Brueckner	Nicholas	USA	1:07,054	2	0:01,674	0:00,391	82,2 km/h
10	9	119	Valente	Enzo	FRA	1:07,158	2	0:01,778	0:00,104	82,1 km/h
11	7	111	Caldwell	Olli	GBR	1:07,268	2	0:01,888	0:00,110	81,9 km/h
12	29	167	Petersson	Lucas	UAE	1:07,345	2	0:01,965	0:00,077	81,8 km/h
13	16	154	Kuehn	Erich	EST	1:07,484	2	0:02,104	0:00,139	81,7 km/h
14	5	149	Hollis	Dylan	AUS	1:07,610	2	0:02,230	0:00,126	81,5 km/h
15	11	103	Ramirez	Mathias	USA	1:07,831	2	0:02,451	0:00,221	81,3 km/h
16	15	153	Claude	Leonie	FRA	1:08,003	2	0:02,623	0:00,172	81,0 km/h
17	28	139	Sulaiman	Manuel	MEX	1:08,119	2	0:02,739	0:00,116	80,9 km/h
18	6	131	De Alba	Andres	CAN	1:08,170	2	0:02,790	0:00,051	80,9 km/h
19	30	146	Joerg	Nico	AUT	1:08,179	2	0:02,799	0:00,009	80,8 km/h
20	32	104	Kochev	Konstantin	RUS	1:08,219	2	0:02,839	0:00,040	80,8 km/h

Warm Up 125 Junior MAX even

Strecke / track: 1531m

started: 35 classified: 35 not classified: 0

Doc. 66

Pos	Str. Nr.	Fahrer Driver	Nation	Entrant	Nation	Runden Laps	Gesamtzeit Differenz	Abstand Gap	beste Runde best Lap	in R. in L.	o Geschw. o Speed
1	112	Kimber, Mark	GBR	Starberry Racing	GBR	1			1:19,240	1	69,6 km/h
2	150	Koss, Georg	EST	TGT Racing	EST	1	0:00,138	0:00,138	1:19,378	1	69,4 km/h
3	144	Dunner, Lukas	AUT	VPDR	AUT	2	0:00,820	0:00,682	1:20,060	2	68,8 km/h
4	156	Lund, Mathias	DEN	Robert Schluensen	DEN	4	0:00,941	0:00,121	1:20,181	1	68,7 km/h
5	126	Turney, Joe	GBR	KR Sport	GBR	2	0:01,267	0:00,326	1:20,507	2	68,5 km/h
6	108	Schmidli, Titus-Shanghai	SUI	Coles Racing	GBR	3	0:01,593	0:00,326	1:20,833	3	68,2 km/h
7	114	Okuzumi, Jiei	JPN	KP Buzz	JPN	4	0:01,666	0:00,073	1:20,906	3	68,1 km/h
8	124	Bouvier, Yann	FRA	Bouvier David	FRA	2	0:01,839	0:00,173	1:21,079	2	68,0 km/h
9	130	Lupien, Samuel	CAN	SRA Karting International Inc	CAN	2	0:01,991	0:00,152	1:21,231	2	67,9 km/h
10	162	Fliter, Christian	BRA	Mach 5 Karting	BRA	4	0:02,125	0:00,134	1:21,365	4	67,7 km/h
11	164	Medina, Lucas	COL	Racing Components	COL	6	0:02,134	0:00,009	1:21,374	6	67,7 km/h
12	154	Kuehn, Erich	EST	AGS Racing	EST	3	0:02,161	0:00,027	1:21,401	1	67,7 km/h
13	140	Sanchez, Jorge	MEX	Roberto Elizondo	MEX	6	0:02,180	0:00,019	1:21,420	4	67,7 km/h
14	118	Payne, Matthew	INZL	Payne Gary	INZL	1	0:02,274	0:00,094	1:21,514	1	67,6 km/h
15	134	Fabani, Santiago	ARG	Mariano Fabani	ARG	4	0:02,352	0:00,078	1:21,592	3	67,6 km/h
16	172	Minang, Perdana	INA	Starberry Racing	GBR	1	0:02,400	0:00,048	1:21,640	1	67,5 km/h
17	142	Pylka, Mateusz	POL	Uniq Racing	POL	1	0:02,666	0:00,266	1:21,906	1	67,3 km/h
18	102	Tavella, Dylan	USA	Maxspeed Group	USA	3	0:02,668	0:00,002	1:21,908	3	67,3 km/h
19	158	Belhocine, Sebastien	CZE	Praga Czech Racing Team S.R.O.	CZE	3	0:02,724	0:00,056	1:21,964	3	67,2 km/h
20	166	Chohan, Tehmur	UAE	Al Ain Raceway	UAE	4	0:02,848	0:00,124	1:22,088	2	67,1 km/h
21	168	Doerr, Phil	GER	CRG Performance	GER	4	0:02,903	0:00,055	1:22,143	3	67,1 km/h
22	122	Sorozabal, Aitor	ESP	Andry Honta	ESP	3	0:02,997	0:00,094	1:22,237	2	67,0 km/h
23	132	Macdermid, Ryan	CAN	SRA Karting International Inc	CAN	4	0:03,314	0:00,317	1:22,554	4	66,8 km/h
24	170	Salmaan, Hussein	EGY	Ghibli Raceway Egypt	EGY	6	0:03,473	0:00,159	1:22,713	5	66,6 km/h
25	138	Morse, Alec	AUS	Morse Alec	AUS	2	0:03,611	0:00,138	1:22,851	2	66,5 km/h
26	128	Leroux, Romain	SIN	KRS Motorsports	MAS	4	0:03,768	0:00,157	1:23,008	1	66,4 km/h
27	148	Morin, Hannes	SWE	Radne Motor	SWE	2	0:03,777	0:00,009	1:23,017	2	66,4 km/h
28	136	Whelan, Aaron	IRL	Whelan Aaron	IRL	3	0:04,065	0:00,288	1:23,305	1	66,2 km/h
29	152	Hristov, Kristiyan	BUL	Dedrax	BUL	5	0:04,189	0:00,124	1:23,429	5	66,1 km/h
30	104	Kochev, Konstantin	RUS	Andriychuk Vladimir	RUS	3	0:04,719	0:00,530	1:23,959	1	65,6 km/h
31	146	Joerg, Nico	AUT	KSCA Sodi Austria Team	AUT	1	0:05,886	0:01,167	1:25,126	1	64,7 km/h
32	160	Dovjak, Anze	SLO	Sportstil Akk	SLO	1	0:08,808	0:02,922	1:28,048	1	62,6 km/h
33	106	Shepherd, Kane	THA	KRS Motorsports	MAS	1	0:09,710	0:00,902	1:28,950	1	62,0 km/h
34	116	Taira, Hibiki	JPN	Eiko Japan	JPN	0					
35	120	Soever, Laszlo	HUN	ERT Racing Team	HUN	0		0:00,000			

Clerk of the Course: R.Brito/R.Moselli/L.Azevedo/M.Branco Race-Control:T.Lainer Race director:N.Edwards

Stewards: R.Norbury / M.Guignard / L.Roby / P.Lackman / V.Sousa / N.Giorgione

Scrutineer: P.Klaassen / E.Salmon / F.Loer / R.Jafer / J.M. Ruhani / R.Roberio

Time Keeping: KART-DATA timing service Franz Schieszler / Martin Summerer



RESULTS GRAND FINALS 2016

SARNO / ITALY, OCT. 15 - 22



Warm Up 125 Junior MAX even

Strecke / track: 1531 started: 35 classified: 35 not classified: 0

Fahrername Driver	Kimber Mark	Koss Georg	Dunner Lukas	Lund Mathias	Turney Joe	Schmidli Titus-Shanghai	Okuzumi Jiei	Bouvier Yann	Lupien Samuel	Fliter Christian	Medina Lucas	Kuehn Erich
schnellste Runde in Runde	1:19,240 Rn. 1	1:19,378 Rn. 1	1:20,060 Rn. 2	1:20,181 Rn. 1	1:20,507 Rn. 2	1:20,833 Rn. 3	1:20,906 Rn. 3	1:21,079 Rn. 2	1:21,231 Rn. 2	1:21,365 Rn. 4	1:21,374 Rn. 6	1:21,401 Rn. 1
Speed	69,6 km/h	69,4 km/h	68,8 km/h	68,7 km/h	68,5 km/h	68,2 km/h	68,1 km/h	68,0 km/h	67,9 km/h	67,7 km/h	67,7 km/h	67,7 km/h
Lap 1	<u>1:19,240</u>	<u>1:19,378</u>	1:26,531	<u>1:20,181</u>	1:22,677	1:21,505	1:20,955	1:21,457	1:21,652	1:22,453	1:22,832	<u>1:21,401</u>
Lap 2			<u>1:20,060</u>	1:21,375	<u>1:20,507</u>	1:20,967	1:21,790	<u>1:21,079</u>	<u>1:21,231</u>	1:22,319	1:22,508	1:29,526
Lap 3				1:21,854		<u>1:20,833</u>	<u>1:20,906</u>			1:21,720	1:21,976	1:21,414
Lap 4				1:20,245			1:20,985			<u>1:21,365</u>	1:22,055	
Lap 5											1:21,802	
Lap 6											<u>1:21,374</u>	



RESULTS GRAND FINALS 2016

SARNO / ITALY, OCT. 15 - 22



Warm Up 125 Junior MAX even

Strecke / track: 1531 started: 35 classified: 35 not classified: 0

Fahrername Driver	Sanchez Jorge	Payne Matthew	Fabani Santiago	Minang Perdana	Pylka Mateusz	Tavella Dylan	Belhocine Sebastien	Chohan Tehmur	Doerr Phil	Sorozabal Aitor	Macdermid Ryan	Salmaan Hussein
schnellste Runde in Runde	1:21,420 Rn. 4	1:21,514 Rn. 1	1:21,592 Rn. 3	1:21,640 Rn. 1	1:21,906 Rn. 1	1:21,908 Rn. 3	1:21,964 Rn. 3	1:22,088 Rn. 2	1:22,143 Rn. 3	1:22,237 Rn. 2	1:22,554 Rn. 4	1:22,713 Rn. 5
Speed	67,7 km/h	67,6 km/h	67,6 km/h	67,5 km/h	67,3 km/h	67,3 km/h	67,2 km/h	67,1 km/h	67,1 km/h	67,0 km/h	66,8 km/h	66,6 km/h
Lap 1	1:23,760	<u>1:21,514</u>	1:33,281	<u>1:21,640</u>	<u>1:21,906</u>	1:22,709	1:22,894	1:23,553	1:59,696	1:22,944	1:22,844	1:23,871
Lap 2	1:23,285		1:21,904			1:23,342	1:22,553	<u>1:22,088</u>	1:28,965	<u>1:22,237</u>	1:22,938	1:26,719
Lap 3	1:23,292		<u>1:21,592</u>			<u>1:21,908</u>	<u>1:21,964</u>	1:54,744	<u>1:22,143</u>	1:22,250	1:23,517	1:24,560
Lap 4	<u>1:21,420</u>		1:21,815					1:27,667	1:22,340		<u>1:22,554</u>	1:23,992
Lap 5	1:21,586											<u>1:22,713</u>
Lap 6	1:22,075											1:24,130



RESULTS GRAND FINALS 2016

SARNO / ITALY, OCT. 15 - 22



Warm Up 125 Junior MAX even

Strecke / track: 1531 started: 35 classified: 35 not classified: 0

Fahrername Driver	Morse Alec	Leroux Romain	Morin Hannes	Whelan Aaron	Hristov Kristiyan	Kochev Konstantin	Joerg Nico	Dovjak Anze	Shepherd Kane	Taira Hibiki	Soever Laszlo	
schnellste Runde in Runde	1:22,851 Rn. 2	1:23,008 Rn. 1	1:23,017 Rn. 2	1:23,305 Rn. 1	1:23,429 Rn. 5	1:23,959 Rn. 1	1:25,126 Rn. 1	1:28,048 Rn. 1	1:28,950 Rn. 1			
Speed	66,5 km/h	66,4 km/h	66,4 km/h	66,2 km/h	66,1 km/h	65,6 km/h	64,7 km/h	62,6 km/h	62,0 km/h			
Lap 1	1:23,372	<u>1:23,008</u>	1:23,201	<u>1:23,305</u>	1:24,691	<u>1:23,959</u>	<u>1:25,126</u>	<u>1:28,048</u>	<u>1:28,950</u>			
Lap 2	<u>1:22,851</u>	1:24,085	<u>1:23,017</u>	1:23,691	1:23,621	2:05,716						
Lap 3		1:34,294		1:29,635	1:23,529	1:31,243						
Lap 4		1:23,346			1:23,594							
Lap 5					<u>1:23,429</u>							
Lap 6												



Warm Up 125 Junior MAX even

Beste Rundenzeiten / best laptimes

Strecke / track: 1531m

Pos	Race Pos.	Str. Nr.	Fahrer driver	Vorname	NAT	Rundenzeit lap time	in R. in lap	Differenz gap first	Abstand gap	Ø Geschw. Ø speed
1	1	112	Kimber	Mark	GBR	1:19,240	1			69,6 km/h
2	2	150	Koss	Georg	EST	1:19,378	1	0:00,138	0:00,138	69,4 km/h
3	3	144	Dunner	Lukas	AUT	1:20,060	2	0:00,820	0:00,682	68,8 km/h
4	4	156	Lund	Mathias	DEN	1:20,181	1	0:00,941	0:00,121	68,7 km/h
5	4	156	Lund	Mathias	DEN	1:20,245	4	0:01,005	0:00,064	68,7 km/h
6	5	126	Turney	Joe	GBR	1:20,507	2	0:01,267	0:00,262	68,5 km/h
7	6	108	Schmidli	Titus-Shanghai	SUI	1:20,833	3	0:01,593	0:00,326	68,2 km/h
8	7	114	Okuzumi	Jiei	JPN	1:20,906	3	0:01,666	0:00,073	68,1 km/h
9	7	114	Okuzumi	Jiei	JPN	1:20,955	1	0:01,715	0:00,049	68,1 km/h
10	6	108	Schmidli	Titus-Shanghai	SUI	1:20,967	2	0:01,727	0:00,012	68,1 km/h
11	7	114	Okuzumi	Jiei	JPN	1:20,985	4	0:01,745	0:00,018	68,1 km/h
12	8	124	Bouvier	Yann	FRA	1:21,079	2	0:01,839	0:00,094	68,0 km/h
13	9	130	Lupien	Samuel	CAN	1:21,231	2	0:01,991	0:00,152	67,9 km/h
14	10	162	Fliter	Christian	BRA	1:21,365	4	0:02,125	0:00,134	67,7 km/h
15	11	164	Medina	Lucas	COL	1:21,374	6	0:02,134	0:00,009	67,7 km/h
16	4	156	Lund	Mathias	DEN	1:21,375	2	0:02,135	0:00,001	67,7 km/h
17	12	154	Kuehn	Erich	EST	1:21,401	1	0:02,161	0:00,026	67,7 km/h
18	12	154	Kuehn	Erich	EST	1:21,414	3	0:02,174	0:00,013	67,7 km/h
19	13	140	Sanchez	Jorge	MEX	1:21,420	4	0:02,180	0:00,006	67,7 km/h
20	8	124	Bouvier	Yann	FRA	1:21,457	1	0:02,217	0:00,037	67,7 km/h

Warm Up 125 Junior MAX odd

Strecke / track: 1531m

started: 21 classified: 21 not classified: 0

Doc. 64

Pos	Str. Nr.	Fahrer Driver	Nation	Entrant	Nation	Runden Laps	Gesamzeit Differenz	Abstand Gap	beste Runde best Lap	in R. in L.	o Geschw. o Speed
1	151	Pettitt, William	GBR	Tooley Motorsport	GBR	5			1:23,078	3	66,3 km/h
2	131	De Alba, Andres	CAN	SRA Karting International Inc	CAN	5	0:05,345	0:05,345	1:28,423	4	62,3 km/h
3	125	Leppae, Lauri	FIN	Heikki Vaeisaenen	FIN	5	0:05,806	0:00,461	1:28,884	4	62,0 km/h
4	163	Pires, Mariano	POR	Eusebio Pires	POR	3	0:05,951	0:00,145	1:29,029	2	61,9 km/h
5	147	Handsaeme, Xavier	BEL	Xavier Handsaeme	BEL	4	0:06,201	0:00,250	1:29,279	4	61,7 km/h
6	143	Taskinen, Matthew	CAN	SRA Karting International Inc	CAN	6	0:06,259	0:00,058	1:29,337	6	61,7 km/h
7	149	Hollis, Dylan	AUS	Hollis Dylan	AUS	5	0:06,451	0:00,192	1:29,529	4	61,6 km/h
8	109	Hardja, Prasetyo	INA	KRS Motorsports	INA	6	0:06,677	0:00,226	1:29,755	6	61,4 km/h
9	135	Jansson, Felix	SWE	Radne Motor AB	SWE	5	0:06,857	0:00,180	1:29,935	5	61,3 km/h
10	145	Lvov, Igor	RUS	Andriychuk Vladimir	RUS	6	0:06,879	0:00,022	1:29,957	3	61,3 km/h
11	167	Petersson, Lucas	UAE	Al Ain Raceway	UAE	6	0:06,911	0:00,032	1:29,989	4	61,2 km/h
12	105	Canillas, Marco	PAR	Mach 5 Karting	BRA	5	0:08,518	0:01,607	1:31,596	4	60,2 km/h
13	117	Portell, Diego	CHI	Francisco Portell	CHI	4	0:09,398	0:00,880	1:32,476	4	59,6 km/h
14	115	O Connor, Cameron	RSA	Samantha Oconnor	RSA	5	0:09,755	0:00,357	1:32,833	3	59,4 km/h
15	157	Sharma, Manav	IND	Mahesh Kumar	IND	2	0:09,795	0:00,040	1:32,873	1	59,3 km/h
16	159	Novotny, Jakub	CZE	MS Kart Racing Team S.R.O.	CZE	1	0:11,214	0:01,419	1:34,292	1	58,5 km/h
17	127	Taborsky, Pavol	SVK	Ert Racing Team	SVK	1	0:11,497	0:00,283	1:34,575	1	58,3 km/h
18	137	Fritzler, Otto	ARG	Edgardo Fritzler	ARG	5	0:12,288	0:00,791	1:35,366	5	57,8 km/h
19	107	Lee, Chanjoon	KOR	Pino Kart Racing	KOR	1	0:28,517	0:16,229	1:51,595	1	49,4 km/h
20	121	Jagesar, Leroy	NED	Ramdath Jagesar	NED	0					
21	129	Charpentier, Axel	GBR	Strawberry Racing	GBR	0		0:00,000			

Clerk of the Course: R.Brito/R.Moselli/L.Azevedo/M.Branco Race-Control:T.Lainer Race director:N.Edwards

Stewards: R.Norbury / M.Guignard / L.Roby / P.Lackman / V.Sousa / N.Giorgione

Scrutineer: P.Klaassen / E.Salmon / F.Loer / R.Jafer / J.M. Ruhani / R.Roberio

Time Keeping: KART-DATA timing service Franz Schieszler / Martin Summerer



RESULTS GRAND FINALS 2016

SARNO / ITALY, OCT. 15 - 22



Warm Up 125 Junior MAX odd

Strecke / track: 1531 started: 21 classified: 21 not classified: 0

Fahrername Driver	Pettitt William	De Alba Andres	Leppae Lauri	Pires Mariano	Handsaeme Xavier	Taskinen Matthew	Hollis Dylan	Hardja Prassetyo	Jansson Felix	Lvov Igor	Petersson Lucas	Canillas Marco
schnellste Runde in Runde	1:23,078 Rn. 3	1:28,423 Rn. 4	1:28,884 Rn. 4	1:29,029 Rn. 2	1:29,279 Rn. 4	1:29,337 Rn. 6	1:29,529 Rn. 4	1:29,755 Rn. 6	1:29,935 Rn. 5	1:29,957 Rn. 3	1:29,989 Rn. 4	1:31,596 Rn. 4
Speed	66,3 km/h	62,3 km/h	62,0 km/h	61,9 km/h	61,7 km/h	61,7 km/h	61,6 km/h	61,4 km/h	61,3 km/h	61,3 km/h	61,2 km/h	60,2 km/h
Lap 1	1:25,314	1:31,416	1:31,357	1:30,460	1:32,602	1:39,140	1:30,553	1:34,031	1:55,583	1:33,362	1:31,145	1:32,831
Lap 2	1:23,869	1:31,143	1:30,502	<u>1:29,029</u>	1:31,725	1:36,517	1:33,940	1:31,378	1:35,621	1:31,643	1:32,624	1:32,411
Lap 3	<u>1:23,078</u>	1:29,611	1:29,967	1:29,608	1:30,179	1:32,815	1:30,365	1:31,456	1:30,412	<u>1:29,957</u>	1:31,359	1:31,794
Lap 4	2:30,261	<u>1:28,423</u>	<u>1:28,884</u>		<u>1:29,279</u>	1:30,829	<u>1:29,529</u>	1:30,470	1:30,738	1:30,337	<u>1:29,989</u>	<u>1:31,596</u>
Lap 5	1:29,001	1:29,040	1:29,203			1:30,195	1:30,756	1:32,886	<u>1:29,935</u>	1:31,107	1:38,299	1:31,691
Lap 6						<u>1:29,337</u>		<u>1:29,755</u>		1:35,925	1:30,054	



RESULTS GRAND FINALS 2016

SARNO / ITALY, OCT. 15 - 22



Warm Up 125 Junior MAX odd

Strecke / track: 1531 started: 21 classified: 21 not classified: 0

Fahrername Driver	Portell Diego	O Connor Cameron	Sharma Manav	Novotny Jakub	Taborsky Pavol	Fritzler Otto	Lee Chanjoon	Jagesar Leroy	Charpentier Axel	
schnellste Runde in Runde	1:32,476 Rn. 4	1:32,833 Rn. 3	1:32,873 Rn. 1	1:34,292 Rn. 1	1:34,575 Rn. 1	1:35,366 Rn. 5	1:51,595 Rn. 1			
Speed	59,6 km/h	59,4 km/h	59,3 km/h	58,5 km/h	58,3 km/h	57,8 km/h	49,4 km/h			
Lap 1	1:34,050	1:34,188	<u>1:32,873</u>	<u>1:34,292</u>	<u>1:34,575</u>	1:37,064	<u>1:51,595</u>			
Lap 2	1:32,478	1:38,758	1:33,429			1:52,621				
Lap 3	1:37,127	<u>1:32,833</u>				1:35,968				
Lap 4	<u>1:32,476</u>	2:14,026				1:36,310				
Lap 5		1:37,962				<u>1:35,366</u>				
Lap 6										



Warm Up 125 Junior MAX odd

Beste Rundenzeiten / best laptimes

Strecke / track: 1531m

Pos	Race Pos.	Str. Nr.	Fahrer driver	Vorname	NAT	Rundenzeit lap time	in R. in lap	Differenz gap first	Abstand gap	Ø Geschw. Ø speed
1	1	151	Pettitt	William	GBR	1:23,078	3			66,3 km/h
2	1	151	Pettitt	William	GBR	1:23,869	2	0:00,791	0:00,791	65,7 km/h
3	1	151	Pettitt	William	GBR	1:25,314	1	0:02,236	0:01,445	64,6 km/h
4	2	131	De Alba	Andres	CAN	1:28,423	4	0:05,345	0:03,109	62,3 km/h
5	3	125	Leppae	Lauri	FIN	1:28,884	4	0:05,806	0:00,461	62,0 km/h
6	1	151	Pettitt	William	GBR	1:29,001	5	0:05,923	0:00,117	61,9 km/h
7	4	163	Pires	Mariano	POR	1:29,029	2	0:05,951	0:00,028	61,9 km/h
8	2	131	De Alba	Andres	CAN	1:29,040	5	0:05,962	0:00,011	61,9 km/h
9	3	125	Leppae	Lauri	FIN	1:29,203	5	0:06,125	0:00,163	61,8 km/h
10	5	147	Handsaeeme	Xavier	BEL	1:29,279	4	0:06,201	0:00,076	61,7 km/h
11	6	143	Taskinen	Matthew	CAN	1:29,337	6	0:06,259	0:00,058	61,7 km/h
12	7	149	Hollis	Dylan	AUS	1:29,529	4	0:06,451	0:00,192	61,6 km/h
13	4	163	Pires	Mariano	POR	1:29,608	3	0:06,530	0:00,079	61,5 km/h
14	2	131	De Alba	Andres	CAN	1:29,611	3	0:06,533	0:00,003	61,5 km/h
15	8	109	Hardja	Prasetyo	INA	1:29,755	6	0:06,677	0:00,144	61,4 km/h
16	9	135	Jansson	Felix	SWE	1:29,935	5	0:06,857	0:00,180	61,3 km/h
17	10	145	Lvov	Igor	RUS	1:29,957	3	0:06,879	0:00,022	61,3 km/h
18	3	125	Leppae	Lauri	FIN	1:29,967	3	0:06,889	0:00,010	61,3 km/h
19	11	167	Petersson	Lucas	UAE	1:29,989	4	0:06,911	0:00,022	61,2 km/h
20	11	167	Petersson	Lucas	UAE	1:30,054	6	0:06,976	0:00,065	61,2 km/h



Ranking Heats 125 Junior MAX

NEU - NEW

Strecke / track: 1531m

schnellste Rennrunde gefahren von William Pettitt aus Lauf 6 / Runde 7 in 1:02,937

Doc. 59.1

Pos	Str. Nr.	Fahrer Driver	Nation	Entrant	Nation	Group	Punkte Points	Abstand Gap	Quali PDS	Lauf Heat	Pos	Punkte Points	Rn. Lp	Zeit Time	schnellste Runde fastest Lap	in Runde in Lap
1	172	Minang, Perdana	INA	Starberry Racing	GBR	A	7		2	1	5	5	8	9:15,852	1:04,228	7
										4	2	2	8	9:49,951	1:12,448	7
										6	1	0	8	8:38,732	1:03,922	6
2	108	Schmidli, Titus-Shanghai	SUI	Coles Racing	GBR	B	8	1	4	2	2	2	8	8:39,136	1:03,928	5
										4	3	3	8	9:50,807	1:11,447	8
										5	3	3	8	8:43,517	1:03,919	6
3	132	Macdermid, Ryan	CAN	SRA Karting International Inc	CAN	A	14	6	1	1	1	0	8	9:11,663	1:04,638	7
										3	12	12	8	10:55,873	1:20,727	6
										5	2	2	8	8:43,127	1:04,005	6
4	165	Rosina, Michael	ITA	Sodi Kart Italia SKR	ITA	B	14	0	21	1	4	4	8	9:14,964	1:04,181	7
										3	10	10	8	10:55,664	1:19,494	8
										5	1	0	8	8:41,092	1:03,834	8
5	111	Caldwell, Olli	GBR	KR Sport	GBR	A	18	4	12	2	7	7	8	8:40,796	1:03,203	6
										4	7	7	8	9:54,934	1:11,963	7
										5	4	4	8	8:43,577	1:03,659	6
6	114	Okuzumi, Jiei	JPN	KP Buzz	JPN	B	19	1	11	2	6	6	8	8:40,706	1:03,782	8
										3	9	9	8	10:55,568	1:20,433	8
										6	4	4	8	8:40,705	1:03,857	7
7	169	Settimo, Marco	ITA	G.M.Motorsport Srl	ITA	A	20	1	5	1	6	6	8	9:15,929	1:04,419	5
										3	5	5	8	10:43,747	1:16,877	8
										5	9	9	8	8:48,727	1:03,775	6
8	155	Hoggard, Johnathan	GBR	KR Sport	GBR	B	20	0	15	2	15	15	8	8:48,749	1:03,458	7
										3	2	2	8	10:33,972	1:17,230	7
										6	3	3	8	8:39,543	1:03,650	7
9	123	Ropanen, Roope	FIN	Jussi LaaksonenJtl Racing	FIN	A	22	2	20	2	11	11	8	8:43,502	1:03,739	7
										4	5	5	8	9:52,684	1:11,991	7
										5	6	6	8	8:45,927	1:03,919	4
10	110	Brewczynski, Cody	AUS	International Karting Distribution	AUS	B	23	1	7	2	3	3	8	8:39,172	1:03,562	7
										3	18	18	8	11:01,091	1:18,239	8
										6	2	2	8	8:39,377	1:03,919	6
11	103	Ramirez, Mathias	USA	Maxspeed Group	USA	A	24	1	39	2	8	8	8	8:41,713	1:03,144	6
										3	7	7	8	10:52,188	1:17,003	8
										6	9	9	8	8:44,325	1:03,465	7
12	120	Soever, Laszlo	HUN	ERT Racing Team	HUN	B	26	2	27	2	5	5	8	8:40,446	1:03,262	6
										3	15	15	8	10:58,453	1:18,920	7
										6	6	6	8	8:40,991	1:03,801	8
13	142	Pylka, Mateusz	POL	Uniq Racing	POL	A	29	3	8	2	4	4	8	8:40,126	1:03,616	5
										4	1	0	8	9:48,519	1:12,497	8
										5	25	25	8	9:05,846	1:04,193	6
14	130	Lupien, Samuel	CAN	SRA Karting International Inc	CAN	B	32	3	6	1	2	2	8	9:12,002	1:04,120	7
										4	25	25	8	10:13,718	1:12,688	6
										6	5	5	8	8:40,907	1:03,869	8
15	104	Kochev, Konstantin	RUS	Andriychuk Vladimir	RUS	A	32	0	14	1	18	18	8	9:25,390	1:05,252	7
										4	4	4	8	9:52,572	1:11,576	7
										6	10	10	8	8:46,090	1:04,206	5
16	129	Charpentier, Axel	GBR	Strawberry Racing	GBR	B	33	1	26	1	3	3	8	9:14,502	1:04,517	7
										4	16	16	8	10:06,524	1:11,417	8
										6	14	14	8	8:49,800	1:03,737	7
17	127	Taborsky, Pavol	SVK	Ert Racing Team	SVK	A	36	3	24	2	19	19	8	8:50,788	1:03,605	5
										4	9	9	8	10:01,009	1:13,214	3
										5	8	8	8	8:47,311	1:04,420	6
18	116	Taira, Hibiki	JPN	Eiko Japan	JPN	B	38	2	3	2	1	0	8	8:38,856	1:04,080	5
										3	1	0	8	10:33,739	1:17,498	7
										6	-	38	AUS	-	-	-
19	171	Kovacs, Zsombor	HUN	KMS Europe	HUN	A	39	1	18	1	11	11	8	9:18,268	1:05,373	6
										4	13	13	8	10:04,599	1:12,500	8
										6	15	15	8	8:51,691	1:03,451	8
20	101	D Orlando, Michael	USA	Maxspeed Group	USA	B	39	0	41	1	13	13	8	9:23,480	1:05,050	7
										3	11	11	8	10:55,672	1:18,120	7
										5	15	15	8	8:50,881	1:03,944	7
21	148	Morin, Hannes	SWE	Radne Motor	SWE	A	40	1	32	2	16	16	8	8:49,358	1:03,616	7
										4	12	12	8	10:03,541	1:12,109	6
										5	12	12	8	8:50,175	1:04,291	7



Ranking Heats 125 Junior MAX

NEU - NEW

Strecke / track: 1531m

schnellste Rennrunde gefahren von William Pettitt aus Lauf 6 / Runde 7 in 1:02,937

Doc. 59.1

Pos	Str. Nr.	Fahrer Driver	Nation	Entrant	Nation	Group	Punkte Points	Abstand Gap	Quali PDS	Lauf Heat	Pos	Punkte Points	Rn. Lp	Zeit Time	schnellste Runde fastest Lap	in Runde in Lap
22	122	Sorozabal, Aitor	ESP	Andry Honta	ESP	B	41	1	9	1	7	7	8	9:16,273	1:04,665	5
										3	27	27	8	11:07,177	1:18,376	8
										5	7	7	8	8:47,043	1:04,570	6
										2	9	9	8	8:42,093	1:03,381	7
23	160	Dovjak, Anze	SLO	Sportstil Akk	SLO	A	41	0	40	4	19	19	8	10:08,980	1:12,426	8
										5	13	13	8	8:50,288	1:03,941	7
										1	10	10	8	9:17,725	1:04,157	7
24	151	Pettitt, William	GBR	Tooley Motorsport	GBR	B	41	0	50	4	24	24	8	10:13,404	1:12,696	5
										6	7	7	8	8:41,188	1:02,937	7
										1	8	8	8	9:16,636	1:05,040	6
25	166	Chohan, Tehmur	UAE	Al Ain Raceway	UAE	A	42	1	22	4	11	11	8	10:02,826	1:13,291	7
										6	23	23	8	9:00,867	1:04,342	7
										1	20	20	8	9:26,720	1:03,933	7
26	126	Turney, Joe	GBR	KR Sport	GBR	B	42	0	54	4	14	14	8	10:05,071	1:12,101	7
										6	8	8	8	8:44,184	1:03,401	6
										1	22	22	8	9:27,377	1:04,327	7
27	149	Hollis, Dylan	AUS	Hollis Dylan	AUS	A	43	1	57	3	4	4	8	10:40,636	1:16,660	8
										5	17	17	8	8:56,068	1:04,234	6
										1	9	9	8	9:17,315	1:05,370	6
28	144	Dunner, Lukas	AUT	VPDR	AUT	B	44	1	13	3	30	30	8	11:09,465	1:17,678	8
										5	5	5	8	8:43,761	1:03,539	7
										1	12	12	8	9:23,128	1:05,177	7
29	125	Leppae, Lauri	FIN	Heikki Vaeisoenen	FIN	A	49	5	53	3	6	6	8	10:51,748	1:18,000	8
										5	31	31	7	8:14,916	1:04,683	7
										1	27	27	8	9:32,663	1:04,913	8
30	161	Cubides, Henry	COL	Racing Components	COL	B	49	0	58	4	10	10	8	10:02,568	1:12,549	7
										6	12	12	8	8:46,703	1:03,605	6
										1	28	28	8	9:33,320	1:04,381	7
31	119	Valente, Enzo	FRA	Valente Pascal	FRA	A	50	1	69	3	8	8	8	10:55,044	1:16,624	8
										5	14	14	8	8:50,354	1:03,617	7
										1	26	26	8	9:29,234	1:04,246	7
32	159	Novotny, Jakub	CZE	MS Kart Racing Team S.R.O.	CZE	B	51	1	37	3	14	14	8	10:58,251	1:18,830	7
										5	11	11	8	8:49,599	1:03,943	7
										2	13	13	8	8:46,735	1:03,631	8
33	156	Lund, Mathias	DEN	Robert Schluensen	DEN	A	52	1	31	3	21	21	8	11:01,922	1:19,264	5
										6	18	18	8	8:52,699	1:04,226	7
										2	-	38	AUS	-	-	-
34	138	Morse, Alec	AUS	Morse Alec	AUS	B	54	2	16	4	6	6	8	9:53,891	1:12,017	8
										5	10	10	8	8:49,396	1:04,330	7
										2	18	18	8	8:50,310	1:03,414	7
35	145	Lvov, Igor	RUS	Andriy chuk Vladimir	RUS	A	54	0	36	4	8	8	8	10:00,379	1:12,154	8
										5	28	28	8	9:12,456	1:04,030	8
										2	30	30	8	9:10,734	1:05,486	7
36	150	Koss, Georg	EST	TGT Racing	EST	B	61	7	43	3	3	3	8	10:38,928	1:16,726	8
										6	28	28	8	9:03,315	1:03,897	7
										2	21	21	8	8:54,670	1:03,347	6
37	133	Rizk, Carl	LIB	Azimat Automotive Sal	LIB	A	63	2	47	3	20	20	8	11:01,841	1:19,428	7
										6	22	22	8	9:00,098	1:04,374	7
										1	32	32	8	9:37,629	1:04,934	7
38	106	Shepherd, Kane	THA	KRS Motorsports	MAS	B	64	1	29	3	16	16	8	10:58,792	1:18,577	8
										5	16	16	8	8:51,186	1:04,131	7
										2	12	12	8	8:44,205	1:03,330	8
39	167	Peterson, Lucas	UAE	Al Ain Raceway	UAE	A	65	1	44	4	34	34	7	8:59,957	1:10,608	5
										5	19	19	8	8:57,410	1:03,959	7
										1	31	31	8	9:35,854	1:04,793	7
40	112	Kimber, Mark	GBR	Starberry Racing	GBR	B	66	1	33	3	17	17	8	10:59,081	1:18,050	7
										5	18	18	8	8:56,431	1:04,644	5
										1	14	14	8	9:23,590	1:05,317	7
41	163	Pires, Mariano	POR	Eusebio Pires	POR	A	67	1	61	3	26	26	8	11:06,992	1:19,507	6
										5	27	27	8	9:08,050	1:04,197	6
										2	17	17	8	8:49,757	1:04,055	5
42	117	Portell, Diego	CHI	Francisco Portell	CHI	B	67	0	64	4	29	29	8	10:14,381	1:12,143	7
										5	21	21	8	9:00,376	1:05,273	7



Ranking Heats 125 Junior MAX

NEU - NEW

Strecke / track: 1531m

schnellste Rennrunde gefahren von William Pettitt aus Lauf 6 / Runde 7 in 1:02,937

Doc. 59.1

Pos	Str. Nr.	Fahrer Driver	Nation	Entrant	Nation	Group	Punkte Points	Abstand Gap	Quali Pts	Lauf Heat	Pos	Punkte Points	Rn. Lp	Zeit Time	schnellste Runde fastest Lap	in Runde in Lap
43	158	Belhocine, Sebastien	CZE	Praga Czech Racing Team S.R.O.	CZE	A	68	1	25	1	23	23	8	9:27,465	1:04,969	6
										3	25	25	8	11:06,855	1:19,534	8
										5	20	20	8	<u>8:57,642</u>	1:04,783	5
44	143	Taskinen, Matthew	CAN	SRA Karting International Inc	CAN	B	70	2	62	1	34	34	8	9:42,088	1:05,723	7
										4	20	20	8	10:11,997	1:12,594	7
										6	16	16	8	<u>8:51,762</u>	1:03,917	7
45	105	Canillas, Marco	PAR	Mach 5 Karting	BRA	A	70	0	70	1	21	21	8	9:27,007	1:05,902	7
										4	18	18	8	10:08,721	1:11,762	8
										6	31	31	8	<u>9:08,802</u>	1:04,490	8
46	162	Fliter, Christian	BRA	Mach 5 Karting	BRA	B	72	2	10	1	16	16	8	<u>9:24,860</u>	1:04,170	7
										4	22	22	8	10:12,471	1:12,898	5
										6	34	34	2	2:14,572	1:06,477	1
47	168	Doerr, Phil	GER	CRG Performance	GER	A	72	0	19	2	14	14	8	<u>8:47,553</u>	1:04,287	6
										3	23	23	8	11:06,004	1:18,954	8
										6	35	35	2	2:21,800	1:08,887	2
48	118	Payne, Matthew	NZL	Payne Gary	NZL	B	72	0	28	2	23	23	8	<u>8:57,897</u>	1:04,058	6
										4	15	15	8	10:06,190	1:12,434	8
										5	34	34	1	1:17,132	1:15,171	1
49	113	Brueckner, Nicholas	USA	Maxspeed Group	USA	A	72	0	35	2	27	27	8	9:03,584	1:03,377	8
										3	19	19	8	11:01,464	1:19,279	8
										6	26	26	8	<u>9:01,890</u>	1:03,401	6
50	115	O Connor, Cameron	RSA	Samantha Oconnor	RSA	B	74	2	42	1	29	29	8	9:34,835	1:05,790	8
										4	21	21	8	10:12,376	1:13,148	5
										6	24	24	8	<u>9:01,018</u>	1:04,100	7
51	153	Claude, Leonie	FRA	Jean-Marie Chauvel	FRA	A	74	0	46	1	17	17	8	9:24,871	1:05,630	8
										4	28	28	8	10:14,248	1:11,615	7
										6	29	29	8	<u>9:04,686</u>	1:04,396	8
52	134	Fabani, Santiago	ARG	Mariano Fabani	ARG	B	74	0	66	1	19	19	8	9:26,434	1:05,378	7
										4	-	38	AUS	-	-	-
										6	17	17	8	<u>8:52,242</u>	1:04,235	7
53	154	Kuehn, Erich	EST	AGS Racing	EST	A	75	1	23	2	-	38	AUS	-	-	-
										3	24	24	8	11:06,360	1:18,023	8
										6	13	13	8	<u>8:47,325</u>	1:03,921	7
54	147	Handsaeme, Xavier	BEL	Xavier Handsaeme	BEL	B	75	0	45	1	15	15	8	<u>9:23,737</u>	1:05,343	7
										3	28	28	8	11:07,391	1:18,854	8
										5	32	32	3	3:27,924	1:05,821	2
55	157	Sharma, Manav	IND	Mahesh Kumar	IND	A	75	0	63	2	20	20	8	<u>8:53,382</u>	1:03,902	8
										3	22	22	8	11:02,482	1:19,716	8
										6	33	33	8	9:10,268	1:04,974	7
56	135	Jansson, Felix	SWE	Radne Motor AB	SWE	B	76	1	38	1	33	33	8	9:38,868	1:05,480	6
										4	32	32	7	8:49,432	1:12,305	7
										6	11	11	8	<u>8:46,526</u>	1:03,628	6
57	121	Jagesar, Leroy	NED	Ramdath Jagesar	NED	A	76	0	51	2	22	22	8	<u>8:57,124</u>	1:03,632	7
										3	29	29	8	11:08,577	1:17,834	7
										6	25	25	8	9:01,716	1:04,018	7
58	124	Bouvier, Yann	FRA	Bouvier David	FRA	B	78	2	30	1	30	30	8	9:34,912	1:06,311	8
										4	27	27	8	10:14,209	1:11,916	7
										6	21	21	8	<u>8:58,247</u>	1:03,538	6
59	164	Medina, Lucas	COL	Racing Components	COL	A	78	0	68	2	25	25	8	<u>9:00,278</u>	1:03,848	6
										4	31	31	8	10:26,155	1:14,306	8
										5	22	22	8	9:00,532	1:05,035	6
60	102	Tavella, Dylan	USA	Maxspeed Group	USA	B	80	2	34	1	24	24	8	9:27,597	1:04,952	6
										4	26	26	8	10:13,958	1:11,643	6
										6	30	30	8	<u>9:05,771</u>	1:04,133	7
61	146	Joerg, Nico	AUT	KSCA Sodi Austria Team	AUT	A	80	0	52	2	34	34	-	7:11,796	-	-
										4	23	23	8	10:12,591	1:12,583	7
										5	23	23	8	<u>9:00,540</u>	1:04,179	7
62	128	Leroux, Romain	SIN	KRS Motorsports	MAS	B	80	0	60	2	33	33	8	9:18,745	1:04,420	7
										4	17	17	8	10:08,481	1:12,276	8
										5	30	30	8	<u>9:18,489</u>	1:04,219	8
63	139	Sulaiman, Manuel	MEX	KR Sport UK	MEX	A	82	2	49	1	36	36	-	0:03,937	-	-
										3	13	13	8	<u>10:55,970</u>	1:17,913	7
										5	33	33	3	3:28,876	1:06,136	3



Ranking Heats 125 Junior MAX

NEU - NEW

Strecke / track: 1531m

schnellste Rennrunde gefahren von William Pettitt aus Lauf 6 / Runde 7 in 1:02,937

Doc. 59.1

Pos	Str. Nr.	Fahrer Driver	Nation	Entrant	Nation	Group	Punkte Points	Abstand Gap	Quali POS	Lauf Heat	Pos	Punkte Points	Rn. Lp	Zeit Time	schnellste Runde fastest Lap	in Runde in Lap
64	109	Hardja, Prasetyo	INA	KRS Motorsports	MAS	B	83	1	59	2	31	31	8	9:12,379	1:06,394	8
										3	32	32	8	11:12,660	1:19,213	8
										6	20	20	8	8:54,774	1:03,663	7
65	170	Salmaan, Hussein	EGY	Ghibli Raceway Egypt	EGY	A	84	1	67	2	24	24	8	8:59,883	1:04,981	8
										3	33	33	8	11:14,427	1:19,357	8
										6	27	27	8	9:03,283	1:05,730	6
66	141	Dillon, Hernan	ECU	Luis Felipe Davila Alcazar	ECU	B	85	1	55	2	32	32	8	9:15,314	1:04,393	8
										3	34	34	8	11:16,928	1:19,008	8
										6	19	19	8	8:54,011	1:04,094	7
67	107	Lee, Chanjoon	KOR	Pino Kart Racing	KOR	A	86	1	56	2	10	10	8	8:43,102	1:03,250	8
										4	-	38	AUS	-	-	-
										5	-	38	AUS	-	-	-
68	136	Whelan, Aaron	IRL	Whelan Aaron	IRL	B	88	2	72	2	29	29	8	9:08,846	1:05,270	7
										4	33	33	7	8:57,523	1:12,932	6
										5	26	26	8	9:06,889	1:06,182	8
69	131	De Alba, Andres	CAN	SRA Karting International Inc	CAN	A	90	2	17	1	35	35	6	7:21,268	1:08,107	6
										3	31	31	8	11:10,680	1:19,216	7
										5	24	24	8	9:02,096	1:05,782	7
70	152	Hristov, Kristiyan	BUL	Dedrax	BUL	B	90	0	65	1	25	25	8	9:29,094	1:06,230	7
										3	36	36	-	0:14,389	-	-
										5	29	29	8	9:13,828	1:04,786	8
71	137	Fritzler, Otto	ARG	Edgardo Fritzler	ARG	A	91	1	48	2	26	26	8	9:03,325	1:04,135	8
										4	30	30	8	10:22,949	1:12,434	7
										5	35	35	-	9:17,542	-	-
72	140	Sanchez, Jorge	MEX	Roberto Elizondo	MEX	B	95	4	71	2	28	28	8	9:07,616	1:04,503	8
										3	35	35	8	11:29,194	1:19,527	8
										6	32	32	8	9:09,826	1:04,845	7

Clerk of the Course: R.Brito/R.Moselli/L.Azevedo/M.Branco Race-Control:T.Lainer Race director:N.Edwards

Stewards: R.Norbury / M.Guignard / L.Roby / P.Lackman / V.Sousa / N.Giorgione

Scrutineer: P.Klaassen / E.Salmon / F.Loeur / R.Jafer / J.M. Ruhani / R.Roberio

Time Keeping: KART-DATA timing service Franz Schieszler / Martin Summerer



Race 20 Qualifying Heat 6 125 Junior MAX B + C

NEU - NEW

Strecke / track: 1531m
started: 36 classified: 35 not classified: 1

class: 125 Junior MAX B + C
excluded: 1

fastest Lap Pettitt, William at: 1:02,937
Doc. 50.3

Pos	Str. Nr.	Fahrer Driver	Nation	Entrant	Nation	Runden Laps	Points	Gesamtzeit Differenz	Abstand Gap	beste Runde best Lap	in R. in L.	Ø Geschw. Ø Speed
1	172	Minang, Perdana	INA	Starwberry Racing	GBR	8	0	8:38,732		1:03,922	6	85 km/h 86,2 km/h
2	110	Brewczynski, Cody	AUS	International Karting Distribution	AUS	8	2	8:39,377 0:00,645	0:00,645	1:03,919	6	84,9 km/h 86,2 km/h
3	155	Hoggard, Johnathan	GBR	KR Sport	GBR	8	3	8:39,543 0:00,811	0:00,166	1:03,650	7	84,9 km/h 86,6 km/h
4	114	Okuzumi, Jiei	JPN	KP Buzz	JPN	8	4	8:40,705 0:01,973	0:01,162	1:03,857	7	84,7 km/h 86,3 km/h
5	130	Lupien, Samuel	CAN	SRA Karting International Inc	CAN	8	5	8:40,907 0:02,175	0:00,202	1:03,869	8	84,6 km/h 86,3 km/h
6	120	Soever, Laszlo	HUN	ERT Racing Team	HUN	8	6	8:40,991 0:02,259	0:00,084	1:03,801	8	84,6 km/h 86,4 km/h
7	151	Pettitt, William	GBR	Tooley Motorsport	GBR	8	7	8:41,188 0:02,456	0:00,197	1:02,937	7	84,6 km/h 87,6 km/h
8	126	Turney, Joe	GBR	KR Sport	GBR	8	8	8:44,184 0:05,452	0:02,996	1:03,401	6	84,1 km/h 86,9 km/h
9	103	Ramirez, Mathias	USA	Maxspeed Group	USA	8	9	8:44,325 0:05,593	0:00,141	1:03,465	7	84,1 km/h 86,8 km/h
10	104	Kochev, Konstantin	RUS	Andriychuk Vladimir	RUS	8	10	8:46,090 0:07,358	0:01,765	1:04,206	5	83,8 km/h 85,8 km/h
11	135	Jansson, Felix	SWE	Radne Motor AB	SWE	8	11	8:46,526 0:07,794	0:00,436	1:03,628	6	83,7 km/h 86,6 km/h
12	161	Cubides, Henry	COL	Racing Components	COL	8	12	8:46,703 0:07,971	0:00,177	1:03,605	6	83,7 km/h 86,7 km/h
13	154	Kuehn, Erich	EST	AGS Racing	EST	8	13	8:47,325 0:08,593	0:00,622	1:03,921	7	83,6 km/h 86,2 km/h
14	129	Charpentier, Axel	GBR	Strawberry Racing	GBR	8	14	8:49,800 0:11,068	0:02,475	1:03,737	7	83,2 km/h 86,5 km/h
15	171	Kovacs, Zsombor	HUN	KMS Europe	HUN	8	15	8:51,691 0:12,959	0:01,891	1:03,451	8	82,9 km/h 86,9 km/h
16	143	Taskinen, Matthew	CAN	SRA Karting International Inc	CAN	8	16	8:51,762 0:13,030	0:00,071	1:03,917	7	82,9 km/h 86,2 km/h
17	134	Fabani, Santiago	ARG	Mariano Fabani	ARG	8	17	8:52,242 0:13,510	0:00,480	1:04,235	7	82,8 km/h 85,8 km/h
18	156	Lund, Mathias	DEN	Robert Schluensen	DEN	8	18	8:52,699 0:13,967	0:00,457	1:04,226	7	82,8 km/h 85,8 km/h
19	141	Dillon, Hernan	ECU	Luis Felipe Davila Alcazar	ECU	8	19	8:54,011 0:15,279	0:01,312	1:04,094	7	82,6 km/h 86 km/h
20	109	Hardja, Prassetyo	INA	KRS Motorsports	MAS	8	20	8:54,774 0:16,042	0:00,763	1:03,663	7	82,5 km/h 86,6 km/h
21	124	Bouvier, Yann	FRA	Bouvier David	FRA	8	21	8:58,247 0:19,515	0:03,473	1:03,538	6	81,9 km/h 86,7 km/h
22	133	Rizk, Carl	LIB	Azimut Automotive Sal	LIB	8	22	9:00,098 0:21,366	0:01,851	1:04,374	7	81,6 km/h 85,6 km/h
23	166	Chohan, Tehmur	UAE	Al Ain Raceway	UAE	8	23	9:00,867 0:22,135	0:00,769	1:04,342	7	81,5 km/h 85,7 km/h
24	115	O Connor, Cameron	RSA	Samantha Oconnor	RSA	8	24	9:01,018 0:22,286	0:00,151	1:04,100	7	81,5 km/h 86 km/h
25	121	Jagesar, Leroy	NED	Ramdath Jagesar	NED	8	25	9:01,716 0:22,984	0:00,698	1:04,018	7	81,4 km/h 86,1 km/h
26	113	Brueckner, Nicholas	USA	Maxspeed Group	USA	8	26	9:01,890 0:23,158	0:00,174	1:03,401	6	81,4 km/h 86,9 km/h
27	170	Salmaan, Hussein	EGY	Ghibli Raceway Egypt	EGY	8	27	9:03,283 0:24,551	0:01,393	1:05,730	6	81,2 km/h 83,9 km/h
28	150	Koss, Georg	EST	TGT Racing	EST	8	28	9:03,315 0:24,583	0:00,032	1:03,897	7	81,2 km/h 86,3 km/h
29	153	Claude, Leonie	FRA	Jean-Marie Chauvel	FRA	8	29	9:04,686 0:25,954	0:01,371	1:04,396	8	81 km/h 85,6 km/h
30	102	Tavella, Dylan	USA	Maxspeed Group	USA	8	30	9:05,771 0:27,039	0:01,085	1:04,133	7	80,8 km/h 85,9 km/h
31	105	Canillas, Marco	PAR	Mach 5 Karting	BRA	8	31	9:08,802 0:30,070	0:03,031	1:04,490	8	80,3 km/h 85,5 km/h
32	140	Sanchez, Jorge	MEX	Roberto Elizondo	MEX	8	32	9:09,826 0:31,094	0:01,024	1:04,845	7	80,2 km/h 85 km/h
33	157	Sharma, Manav	IND	Mahesh Kumar	IND	8	33	9:10,268 0:31,536	0:00,442	1:04,974	7	80,1 km/h 84,8 km/h



Race 20 Qualifying Heat 6 125 Junior MAX B + C

NEU - NEW

Strecke / track: 1531m
started: 36 classified: 35 not classified: 1

class: 125 Junior MAX B + C
excluded: 1

fastest Lap Pettitt, William at: 1:02,937
Doc. 50.3

Pos	Str. Nr.	Fahrer Driver	Nation	Entrant	Nation	Runden Laps	Points	Gesamtzeit Differenz	Abstand Gap	beste Runde best Lap	in R. in L.	Ø Geschw. Speed
34	162	Fliter, Christian	BRA	Mach 5 Karting	BRA	2	34	2:14,572 6 R	6 R	1:06,477	1	81,9 km/h 82,9 km/h
35	168	Doerr, Phil	GER	CRG Performance	GER	2	35	2:21,800 6 R	0:07,228	1:08,887	2	77,7 km/h 80 km/h
	116	Taira, Hibiki	JPN	Eiko Japan	JPN		38		EXCLUDED			

StNr. 116 Exclusion

StNr. 129,171,124,133,115,121,113,150,166,105,102,140,153 10 sec penalty Frontfairing

Clerk of the Course: R.Brito/R.Moselli/L.Azevedo/M.Branco Race-Control:T.Lainer Race director:N.Edwards

Stewards: R.Norbury / M.Guignard / L.Roby / P.Lackman / V.Sousa / N.Giorgione

Scrutineer: P.Klaassen / E.Salmon / F.Loeur / R.Jafer / J.M. Ruhani / R.Roberio

Time Keeping: KART-DATA timing service Franz Schieszler / Martin Summerer

Zeitnahme / timekeeping

control
Franz Schieszler

gedruckt um / printed at: 08:23:41



RESULTS GRAND FINALS 2016

SARNO / ITALY, OCT. 15 - 22



Race 20 Qualifying Heat 6 125 Junior MAX B + C

Strecke / track: 1531

Fahrername Driver	Minang Perdana	Brewczynski Cody	Hoggard Johnathan	Okuzumi Jiei	Lupien Samuel	Soever Laszlo	Pettitt William	Turney Joe	Ramirez Mathias	Kochev Konstantin	Jansson Felix	Cubides Henry
schnellste Runde in Runde	1:03,922 Rn. 6	1:03,919 Rn. 6	1:03,650 Rn. 7	1:03,857 Rn. 7	1:03,869 Rn. 8	1:03,801 Rn. 8	1:02,937 Rn. 7	1:03,401 Rn. 6	1:03,465 Rn. 7	1:04,206 Rn. 5	1:03,628 Rn. 6	1:03,605 Rn. 6
Speed	86,2 km/h	86,2 km/h	86,6 km/h	86,3 km/h	86,3 km/h	86,4 km/h	87,6 km/h	86,9 km/h	86,8 km/h	85,8 km/h	86,6 km/h	86,7 km/h
Lap 1	1:05,684	1:06,746	1:07,179	1:06,933	1:05,795	1:07,730	1:10,330	1:10,577	1:09,277	1:09,216	1:10,905	1:11,026
Lap 2	1:06,231	1:05,218	1:05,733	1:06,495	1:06,319	1:05,125	1:05,316	1:05,244	1:05,317	1:05,073	1:06,205	1:05,075
Lap 3	1:04,826	1:04,293	1:04,250	1:04,672	1:04,775	1:05,388	1:04,809	1:04,871	1:05,953	1:06,334	1:05,992	1:06,038
Lap 4	1:04,876	1:05,019	1:04,373	1:04,525	1:04,788	1:04,118	1:04,646	1:05,730	1:04,200	1:04,495	1:05,689	1:05,702
Lap 5	1:04,153	1:04,131	1:04,279	1:03,873	1:04,542	1:03,812	1:03,368	1:03,774	1:03,712	1:04,206	1:04,022	1:04,076
Lap 6	1:03,922	1:03,919	1:04,123	1:04,222	1:05,300	1:04,640	1:03,907	1:03,401	1:05,298	1:05,279	1:03,628	1:03,605
Lap 7	1:04,103	1:04,421	1:03,650	1:03,857	1:04,454	1:04,452	1:02,937	1:03,575	1:03,465	1:05,269	1:03,718	1:04,240
Lap 8	1:03,953	1:04,499	1:04,462	1:04,856	1:03,869	1:03,801	1:03,268	1:04,301	1:04,750	1:04,931	1:04,158	1:04,064



RESULTS GRAND FINALS 2016

SARNO / ITALY, OCT. 15 - 22



Race 20 Qualifying Heat 6 125 Junior MAX B + C

Strecke / track: 1531

Fahrername Driver	Kuehn Erich	Charpentier Axel	Kovacs Zsombor	Taskinen Matthew	Fabani Santiago	Lund Mathias	Dillon Hernan	Hardja Prasetyo	Bouvier Yann	Rizk Carl	Chohan Tehmur	O Connor Cameron
schnellste Runde in Runde	1:03,921 Rn. 7	1:03,737 Rn. 7	1:03,451 Rn. 8	1:03,917 Rn. 7	1:04,235 Rn. 7	1:04,226 Rn. 7	1:04,094 Rn. 7	1:03,663 Rn. 7	1:03,538 Rn. 6	1:04,374 Rn. 7	1:04,342 Rn. 7	1:04,100 Rn. 7
Speed	86,2 km/h	86,5 km/h	86,9 km/h	86,2 km/h	85,8 km/h	85,8 km/h	86,0 km/h	86,6 km/h	86,7 km/h	85,6 km/h	85,7 km/h	86,0 km/h
Lap 1	1:08,894	1:07,753	1:07,900	1:12,126	1:12,101	1:08,973	1:11,720	1:12,196	1:08,732	1:12,140	1:08,580	1:08,944
Lap 2	1:06,914	1:04,807	1:06,237	1:07,388	1:07,173	1:07,932	1:07,168	1:08,704	1:05,995	1:06,940	1:05,507	1:05,558
Lap 3	1:06,130	1:04,405	1:06,130	1:05,641	1:06,028	1:07,467	1:09,570	1:09,416	1:06,397	1:04,624	1:08,014	1:05,823
Lap 4	1:06,036	1:04,974	1:04,968	1:04,132	1:05,094	1:05,105	1:04,929	1:04,691	1:06,407	1:04,797	1:07,443	1:07,527
Lap 5	1:04,790	1:04,175	1:04,100	1:04,851	1:04,546	1:05,108	1:04,528	1:04,872	1:04,010	1:04,526	1:04,501	1:05,961
Lap 6	1:04,686	1:04,448	1:03,907	1:04,550	1:04,553	1:05,436	1:04,307	1:04,076	1:03,538	1:04,915	1:04,722	1:05,257
Lap 7	1:03,921	1:03,737	1:03,638	1:03,917	1:04,235	1:04,226	1:04,094	1:03,663	1:04,396	1:04,374	1:04,342	1:04,100
Lap 8	1:04,121	1:03,748	1:03,451	1:06,181	1:05,019	1:06,402	1:04,625	1:03,960	1:06,926	1:04,983	1:06,120	1:05,554



RESULTS GRAND FINALS 2016

SARNO / ITALY, OCT. 15 - 22



Race 20 Qualifying Heat 6 125 Junior MAX B + C

Strecke / track: 1531

Fahrername Driver	Jagesar Leroy	Brueckner Nicholas	Salmaan Hussein	Koss Georg	Claude Leonie	Tavella Dylan	Canillas Marco	Sanchez Jorge	Sharma Manav	Fliter Christian	Doerr Phil	Taira Hibiki
schnellste Runde in Runde	1:04,018 Rn. 7	1:03,401 Rn. 6	1:05,730 Rn. 6	1:03,897 Rn. 7	1:04,396 Rn. 8	1:04,133 Rn. 7	1:04,490 Rn. 8	1:04,845 Rn. 7	1:04,974 Rn. 7	1:06,477 Rn. 1	1:08,887 Rn. 2	
Speed	86,1 km/h	86,9 km/h	83,9 km/h	86,3 km/h	85,6 km/h	85,9 km/h	85,5 km/h	85,0 km/h	84,8 km/h	82,9 km/h	80,0 km/h	
Lap 1	1:12,227	1:12,053	1:12,217	1:12,360	1:12,227	1:08,699	1:12,236	1:12,257	1:12,003	<u>1:06,477</u>	1:11,160	
Lap 2	1:07,143	1:04,851	1:07,613	1:07,088	1:08,484	1:05,670	1:07,430	1:08,051	1:07,383	1:06,940	<u>1:08,887</u>	
Lap 3	1:05,345	1:05,065	1:09,136	1:06,822	1:08,186	1:15,821	1:09,323	1:07,289	1:20,803			
Lap 4	1:04,436	1:05,559	1:06,096	1:04,477	1:05,311	1:05,444	1:05,791	1:06,889	1:05,351			
Lap 5	1:04,246	1:04,075	1:06,251	1:04,170	1:04,751	1:04,833	1:06,021	1:06,167	1:05,599			
Lap 6	1:05,506	<u>1:03,401</u>	<u>1:05,730</u>	1:04,313	1:04,415	1:04,863	1:04,588	1:04,976	1:05,043			
Lap 7	<u>1:04,018</u>	1:03,999	1:06,049	<u>1:03,897</u>	1:04,416	<u>1:04,133</u>	1:05,157	<u>1:04,845</u>	<u>1:04,974</u>			
Lap 8	1:05,821	1:10,746	1:06,216	1:07,562	<u>1:04,396</u>	1:04,211	<u>1:04,490</u>	1:05,110	1:05,376			



Race 20 Qualifying Heat 6 125 Junior MAX B + C

Beste Rundenzeiten / best lap times

Strecke / track: 1531m

Pos	Race Pos.	Str. Nr.	Fahrer driver	Vorname	NAT	Rundenzeit lap time	in R. in lap	Differenz gap first	Abstand gap	Ø Geschw. Ø speed
1	7	151	Pettitt	William	GBR	1:02,937	7			87,6 km/h
2	7	151	Pettitt	William	GBR	1:03,268	8	0:00,331	0:00,331	87,1 km/h
3	7	151	Pettitt	William	GBR	1:03,368	5	0:00,431	0:00,100	87,0 km/h
4	8	126	Turney	Joe	GBR	1:03,401	6	0:00,464	0:00,033	86,9 km/h
5	26	113	Brueckner	Nicholas	USA	1:03,401	6	0:00,464	0:00,000	86,9 km/h
6	15	171	Kovacs	Zsombor	HUN	1:03,451	8	0:00,514	0:00,050	86,9 km/h
7	9	103	Ramirez	Mathias	USA	1:03,465	7	0:00,528	0:00,014	86,8 km/h
8	21	124	Bouvier	Yann	FRA	1:03,538	6	0:00,601	0:00,073	86,7 km/h
9	8	126	Turney	Joe	GBR	1:03,575	7	0:00,638	0:00,037	86,7 km/h
10	12	161	Cubides	Henry	COL	1:03,605	6	0:00,668	0:00,030	86,7 km/h
11	11	135	Jansson	Felix	SWE	1:03,628	6	0:00,691	0:00,023	86,6 km/h
12	15	171	Kovacs	Zsombor	HUN	1:03,638	7	0:00,701	0:00,010	86,6 km/h
13	3	155	Hoggard	Johnathan	GBR	1:03,650	7	0:00,713	0:00,012	86,6 km/h
14	20	109	Hardja	Prasetyo	INA	1:03,663	7	0:00,726	0:00,013	86,6 km/h
15	36	116	Taira	Hibiki	JPN	1:03,709	7	0:00,772	0:00,046	86,5 km/h
16	9	103	Ramirez	Mathias	USA	1:03,712	5	0:00,775	0:00,003	86,5 km/h
17	11	135	Jansson	Felix	SWE	1:03,718	7	0:00,781	0:00,006	86,5 km/h
18	14	129	Charpentier	Axel	GBR	1:03,737	7	0:00,800	0:00,019	86,5 km/h
19	14	129	Charpentier	Axel	GBR	1:03,748	8	0:00,811	0:00,011	86,5 km/h
20	8	126	Turney	Joe	GBR	1:03,774	5	0:00,837	0:00,026	86,4 km/h



Race 19 Qualifying Heat 5 125 Junior MAX A + D

NEU - NEW

Strecke / track: 1531m
 started: 36 classified: 35 not classified: 1

class: 125 Junior A + D
 excluded: 1

fastest Lap Dunner, Lukas at: 1:03.539
 Doc. 49.2

Pos	Str. Nr.	Fahrer Driver	Nation	Entrant	Nation	Runden Laps	Points	Gesamtzeit Differenz	Abstand Gap	beste Runde best Lap	in R. in L.	Ø Geschw. Ø Speed
1	165	Rosina, Michael	ITA	Sodi Kart Italia SKR	ITA	8	0	8:41,092		1:03,834	8	84,6 km/h 86,3 km/h
2	132	Macdermid, Ryan	CAN	SRA Karting International Inc	CAN	8	2	8:43,127 0:02,035	0:02,035	1:04,005	6	84,3 km/h 86,1 km/h
3	108	Schmidli, Titus-Shanghai	SUI	Coles Racing	GBR	8	3	8:43,517 0:02,425	0:00,390	1:03,919	6	84,2 km/h 86,2 km/h
4	111	Caldwell, Olli	GBR	KR Sport	GBR	8	4	8:43,577 0:02,485	0:00,060	1:03,659	6	84,2 km/h 86,6 km/h
5	144	Dunner, Lukas	AUT	VPDR	AUT	8	5	8:43,761 0:02,669	0:00,184	1:03,539	7	84,2 km/h 86,7 km/h
6	123	Ropanen, Roope	FIN	Jussi Laaksonenjt Racing	FIN	8	6	8:45,927 0:04,835	0:02,166	1:03,919	4	83,8 km/h 86,2 km/h
7	122	Sorozabal, Aitor	ESP	Andry Honta	ESP	8	7	8:47,043 0:05,951	0:01,116	1:04,570	6	83,7 km/h 85,4 km/h
8	127	Taborsky, Pavol	SVK	Ert Racing Team	SVK	8	8	8:47,311 0:06,219	0:00,268	1:04,420	6	83,6 km/h 85,6 km/h
9	169	Settimo, Marco	ITA	G.M.Motorsport Srl	ITA	8	9	8:48,727 0:07,635	0:01,416	1:03,775	6	83,4 km/h 86,4 km/h
10	138	Morse, Alec	AUS	Morse Alec	AUS	8	10	8:49,396 0:08,304	0:00,669	1:04,330	7	83,3 km/h 85,7 km/h
11	159	Novotny, Jakub	CZE	MS Kart Racing Team S.R.O.	CZE	8	11	8:49,599 0:08,507	0:00,203	1:03,943	7	83,3 km/h 86,2 km/h
12	148	Morin, Hannes	SWE	Radne Motor	SWE	8	12	8:50,175 0:09,083	0:00,576	1:04,291	7	83,2 km/h 85,7 km/h
13	160	Dovjak, Anze	SLO	Sportstil Akk	SLO	8	13	8:50,288 0:09,196	0:00,113	1:03,941	7	83,1 km/h 86,2 km/h
14	119	Valente, Enzo	FRA	Valente Pascal	FRA	8	14	8:50,354 0:09,262	0:00,066	1:03,617	7	83,1 km/h 86,6 km/h
15	101	D Orlando, Michael	USA	Maxspeed Group	USA	8	15	8:50,881 0:09,789	0:00,527	1:03,944	7	83,1 km/h 86,2 km/h
16	106	Shepherd, Kane	THA	KRS Motorsports	MAS	8	16	8:51,186 0:10,094	0:00,305	1:04,131	7	83 km/h 85,9 km/h
17	149	Hollis, Dylan	AUS	Hollis Dylan	AUS	8	17	8:56,068 0:14,976	0:04,882	1:04,234	6	82,3 km/h 85,8 km/h
18	112	Kimber, Mark	GBR	Starberry Racing	GBR	8	18	8:56,431 0:15,339	0:00,363	1:04,644	5	82,2 km/h 85,3 km/h
19	167	Petersson, Lucas	UAE	Al Ain Raceway	UAE	8	19	8:57,410 0:16,318	0:00,979	1:03,959	7	82 km/h 86,2 km/h
20	158	Belhocine, Sebastien	CZE	Praga Czech Racing Team S.R.O.	CZE	8	20	8:57,642 0:16,550	0:00,232	1:04,783	5	82 km/h 85,1 km/h
21	117	Portell, Diego	CHI	Francisco Portell	CHI	8	21	9:00,376 0:19,284	0:02,734	1:05,273	7	81,6 km/h 84,4 km/h
22	164	Medina, Lucas	COL	Racing Components	COL	8	22	9:00,532 0:19,440	0:00,156	1:05,035	6	81,6 km/h 84,7 km/h
23	146	Joerg, Nico	AUT	KSCA Sodi Austria Team	AUT	8	23	9:00,540 0:19,448	0:00,008	1:04,179	7	81,6 km/h 85,9 km/h
24	131	De Alba, Andres	CAN	SRA Karting International Inc	CAN	8	24	9:02,096 0:21,004	0:01,556	1:05,782	7	81,3 km/h 83,8 km/h
25	142	Pylka, Mateusz	POL	Uniq Racing	POL	8	25	9:05,846 0:24,754	0:03,750	1:04,193	6	80,8 km/h 85,9 km/h
26	136	Whelan, Aaron	IRL	Whelan Aaron	IRL	8	26	9:06,889 0:25,797	0:01,043	1:06,182	8	80,6 km/h 83,3 km/h
27	163	Pires, Mariano	POR	Eusebio Pires	POR	8	27	9:08,050 0:26,958	0:01,161	1:04,197	6	80,5 km/h 85,9 km/h
28	145	Lvov, Igor	RUS	Andriychuk Vladimir	RUS	8	28	9:12,456 0:31,364	0:04,406	1:04,030	8	79,8 km/h 86,1 km/h
29	152	Hristov, Kristiyan	BUL	Dedrax	BUL	8	29	9:13,828 0:32,736	0:01,372	1:04,786	8	79,6 km/h 85,1 km/h
30	128	Leroux, Romain	SIN	KRS Motorsports	MAS	8	30	9:18,489 0:37,397	0:04,661	1:04,219	8	79 km/h 85,8 km/h
31	125	Leppae, Lauri	FIN	Heikki Vaeisaenen	FIN	7	31	8:14,916 1 R	1 R	1:04,683	7	78 km/h 85,2 km/h
32	147	Handsaeame, Xavier	BEL	Xavier Handsaeame	BEL	3	32	3:27,924 5 R	4 R	1:05,821	2	79,5 km/h 83,7 km/h
33	139	Sulaiman, Manuel	MEX	KR Sport UK	MEX	3	33	3:28,876 5 R	0:00,952	1:06,136	3	79,2 km/h 83,3 km/h



Race 19 Qualifying Heat 5 125 Junior MAX A + D

NEU - NEW

Strecke / track: 1531m
started: 36 classified: 35 not classified: 1

class: 125 Junior MAX A + D
excluded: 1

fastest Lap Dunner, Lukas at: 1:03.539
Doc. 49.2

Pos	Str. Nr.	Fahrer Driver	Nation	Entrant	Nation	Runden Laps	Points	Gesamtzeit Differenz	Abstand Gap	beste Runde best Lap	in R. in L.	Ø Geschw. Ø Speed
34	118	Payne, Matthew		Payne Gary		1	34	1:17,132 7 R	2 R	1:15,171	1	71,5 km/h 73,3 km/h
35	137	Fritzler, Otto		Edgardo Fritzler		0	35	9:17,542 8 R	1 R			
	107	Lee, Chanjoon		Pino Kart Racing			38		EXCLUDED			

StNr. 107 Exclusion

StNr. 125,167,146,142,128,152,145,163 10 sec penalty Frontfairing

Clerk of the Course: R.Brito/R.Moselli/L.Azevedo/M.Branco Race-Control:T.Lainer Race director:N.Edwards
Stewards: R.Norbury / M.Guignard / L.Roby / P.Lackman / V.Sousa / N.Giorgione
Scrutineer: P.Klaassen / E.Salmon / F.Loeur / R.Jafer / J.M. Ruhani / R.Roberio
Time Keeping: KART-DATA timing service Franz Schieszler / Martin Summerer

Zeitnahme / timekeeping

control *Schieszler*
Franz Schieszler

gedruckt um / printed at: 17:13:56



RESULTS GRAND FINALS 2016

SARNO / ITALY, OCT. 15 - 22



Race 19 Qualifying Heat 5 125 Junior MAX A + D

Strecke / track: 1531

Fahrername Driver	Rosina Michael	Macdermid Ryan	Schmidli Titus-Shanghai	Caldwell Olli	Dunner Lukas	Ropanen Roope	Sorozaabal Aitor	Taborsky Pavol	Settimo Marco	Morse Alec	Novotny Jakub	Morin Hannes
schnellste Runde in Runde	1:03,834 Rn. 8	1:04,005 Rn. 6	1:03,919 Rn. 6	1:03,659 Rn. 6	1:03,539 Rn. 7	1:03,919 Rn. 4	1:04,570 Rn. 6	1:04,420 Rn. 6	1:03,775 Rn. 6	1:04,330 Rn. 7	1:03,943 Rn. 7	1:04,291 Rn. 7
Speed	86,3 km/h	86,1 km/h	86,2 km/h	86,6 km/h	86,7 km/h	86,2 km/h	85,4 km/h	85,6 km/h	86,4 km/h	85,7 km/h	86,2 km/h	85,7 km/h
Lap 1	1:07,953	1:07,731	1:08,108	1:08,073	1:10,655	1:10,644	1:07,692	1:09,162	1:07,528	1:08,920	1:12,267	1:11,262
Lap 2	1:05,850	1:05,819	1:06,082	1:05,719	1:05,457	1:05,811	1:06,099	1:05,406	1:06,082	1:05,706	1:05,604	1:06,463
Lap 3	1:04,935	1:05,743	1:06,010	1:06,056	1:05,357	1:05,048	1:06,499	1:05,370	1:06,075	1:07,269	1:05,397	1:05,612
Lap 4	1:04,510	1:05,097	1:05,257	1:04,750	1:04,030	1:03,919	1:05,276	1:05,175	1:05,186	1:04,540	1:04,545	1:05,029
Lap 5	1:04,327	1:04,289	1:04,337	1:04,542	1:05,249	1:05,455	1:05,667	1:05,878	1:04,150	1:05,277	1:05,367	1:04,787
Lap 6	1:04,111	1:04,005	1:03,919	1:03,659	1:03,685	1:04,765	1:04,570	1:04,420	1:03,775	1:04,861	1:03,967	1:05,192
Lap 7	1:03,942	1:04,150	1:04,033	1:03,913	1:03,539	1:04,552	1:04,985	1:04,549	1:04,329	1:04,330	1:03,943	1:04,291
Lap 8	1:03,834	1:05,331	1:04,697	1:05,617	1:04,441	1:04,157	1:05,129	1:05,695	1:10,556	1:07,111	1:06,300	1:05,489



RESULTS GRAND FINALS 2016

SARNO / ITALY, OCT. 15 - 22



Race 19 Qualifying Heat 5 125 Junior MAX A + D

Strecke / track: 1531

Fahrername Driver	Dovjak Anze	Valente Enzo	D Orlando Michael	Shepherd Kane	Hollis Dylan	Kimber Mark	Petersson Lucas	Belhocine Sebastien	Portell Diego	Medina Lucas	Joerg Nico	De Alba Andres
schnellste Runde in Runde	1:03,941 Rn. 7	1:03,617 Rn. 7	1:03,944 Rn. 7	1:04,131 Rn. 7	1:04,234 Rn. 6	1:04,644 Rn. 5	1:03,959 Rn. 7	1:04,783 Rn. 5	1:05,273 Rn. 7	1:05,035 Rn. 6	1:04,179 Rn. 7	1:05,782 Rn. 7
Speed	86,2 km/h	86,6 km/h	86,2 km/h	85,9 km/h	85,8 km/h	85,3 km/h	86,2 km/h	85,1 km/h	84,4 km/h	84,7 km/h	85,9 km/h	83,8 km/h
Lap 1	1:12,659	1:12,930	1:13,902	1:10,704	1:12,076	1:15,105	1:10,914	1:10,250	1:13,834	1:11,120	1:10,012	1:09,721
Lap 2	1:05,791	1:05,826	1:06,376	1:06,196	1:05,498	1:06,254	1:05,981	1:06,572	1:06,002	1:05,878	1:06,236	1:06,192
Lap 3	1:04,951	1:05,637	1:05,137	1:07,813	1:05,838	1:05,893	1:05,131	1:09,203	1:06,113	1:06,617	1:05,388	1:12,004
Lap 4	1:05,030	1:05,645	1:05,951	1:05,255	1:09,235	1:05,900	1:04,721	1:07,102	1:07,713	1:06,566	1:04,459	1:08,976
Lap 5	1:04,625	1:04,293	1:04,413	1:04,717	1:04,916	<u>1:04,644</u>	1:04,743	<u>1:04,783</u>	1:05,933	1:05,403	1:07,268	1:05,813
Lap 6	1:05,049	1:03,870	1:04,462	1:04,394	<u>1:04,234</u>	1:05,861	1:04,288	1:04,948	1:05,393	<u>1:05,035</u>	1:04,951	1:06,313
Lap 7	<u>1:03,941</u>	<u>1:03,617</u>	<u>1:03,944</u>	<u>1:04,131</u>	1:06,328	1:05,827	<u>1:03,959</u>	1:06,860	<u>1:05,273</u>	1:11,011	<u>1:04,179</u>	<u>1:05,782</u>
Lap 8	1:05,797	1:04,228	1:04,066	1:06,141	1:04,476	1:05,040	1:04,959	1:06,194	1:06,552	1:05,203	1:05,268	1:05,786



RESULTS GRAND FINALS 2016

SARNO / ITALY, OCT. 15 - 22



Race 19 Qualifying Heat 5 125 Junior MAX A + D

Strecke / track: 1531

Fahrername Driver	Pylka Mateusz	Whelan Aaron	Pires Mariano	Lvov Igor	Hristov Kristiyan	Leroux Romain	Leppae Lauri	Handsaeme Xavier	Sulaiman Manuel	Payne Matthew	Fritzler Otto	Lee Chanjoon
schnellste Runde in Runde	1:04,193 Rn. 6	1:06,182 Rn. 8	1:04,197 Rn. 6	1:04,030 Rn. 8	1:04,786 Rn. 8	1:04,219 Rn. 8	1:04,683 Rn. 7	1:05,821 Rn. 2	1:06,136 Rn. 3	1:15,171 Rn. 1		
Speed	85,9 km/h	83,3 km/h	85,9 km/h	86,1 km/h	85,1 km/h	85,8 km/h	85,2 km/h	83,7 km/h	83,3 km/h	73,3 km/h		
Lap 1	1:10,945	1:13,416	1:13,603	1:13,147	1:13,763	1:14,078	1:13,684	1:12,978	1:13,247	<u>1:15,171</u>		
Lap 2	1:06,135	1:06,569	1:07,223	1:05,893	1:06,732	1:22,038	1:19,636	<u>1:05,821</u>	1:06,539			
Lap 3	1:08,414	1:07,082	1:05,026	1:06,328	1:06,547	1:05,435	1:06,426	1:06,246	<u>1:06,136</u>			
Lap 4	1:09,662	1:07,897	1:07,154	1:15,955	1:07,377	1:05,021	1:05,992					
Lap 5	1:05,636	1:08,012	1:04,384	1:05,758	1:05,798	1:05,104	1:06,166					
Lap 6	<u>1:04,193</u>	1:07,242	<u>1:04,197</u>	1:04,798	1:05,330	1:04,952	1:04,865					
Lap 7	1:05,172	1:06,272	1:06,436	1:04,327	1:09,391	1:04,519	<u>1:04,683</u>					
Lap 8	1:04,522	<u>1:06,182</u>	1:06,241	<u>1:04,030</u>	<u>1:04,786</u>	<u>1:04,219</u>						



Race 19 Qualifying Heat 5 125 Junior MAX A + D

Beste Rundenzeiten / best lap times

Strecke / track: 1531m

Pos	Race Pos.	Str. Nr.	Fahrer driver	Vorname	NAT	Rundenzeit lap time	in R. in lap	Differenz gap first	Abstand gap	Ø Geschw. Ø speed
1	5	144	Dunner	Lukas	AUT	1:03,539	7			86,7 km/h
2	14	119	Valente	Enzo	FRA	1:03,617	7	0:00,078	0:00,078	86,6 km/h
3	4	111	Caldwell	Olli	GBR	1:03,659	6	0:00,120	0:00,042	86,6 km/h
4	5	144	Dunner	Lukas	AUT	1:03,685	6	0:00,146	0:00,026	86,5 km/h
5	9	169	Settimo	Marco	ITA	1:03,775	6	0:00,236	0:00,090	86,4 km/h
6	1	165	Rosina	Michael	ITA	1:03,834	8	0:00,295	0:00,059	86,3 km/h
7	14	119	Valente	Enzo	FRA	1:03,870	6	0:00,331	0:00,036	86,3 km/h
8	4	111	Caldwell	Olli	GBR	1:03,913	7	0:00,374	0:00,043	86,2 km/h
9	3	108	Schmidli	Titus-Shanghai	SUI	1:03,919	6	0:00,380	0:00,006	86,2 km/h
10	6	123	Ropanen	Roope	FIN	1:03,919	4	0:00,380	0:00,000	86,2 km/h
11	13	160	Dovjak	Anze	SLO	1:03,941	7	0:00,402	0:00,022	86,2 km/h
12	1	165	Rosina	Michael	ITA	1:03,942	7	0:00,403	0:00,001	86,2 km/h
13	11	159	Novotny	Jakub	CZE	1:03,943	7	0:00,404	0:00,001	86,2 km/h
14	15	101	D Orlando	Michael	USA	1:03,944	7	0:00,405	0:00,001	86,2 km/h
15	19	167	Petersson	Lucas	UAE	1:03,959	7	0:00,420	0:00,015	86,2 km/h
16	11	159	Novotny	Jakub	CZE	1:03,967	6	0:00,428	0:00,008	86,2 km/h
17	2	132	Mactermid	Ryan	CAN	1:04,005	6	0:00,466	0:00,038	86,1 km/h
18	5	144	Dunner	Lukas	AUT	1:04,030	4	0:00,491	0:00,025	86,1 km/h
19	28	145	Lvov	Igor	RUS	1:04,030	8	0:00,491	0:00,000	86,1 km/h
20	3	108	Schmidli	Titus-Shanghai	SUI	1:04,033	7	0:00,494	0:00,003	86,1 km/h



Race 10 Qualifying Heat 4 125 Junior MAX B + D

NEU - NEW

Strecke / track: 1531m
 started: 36 classified: 34 not classified: 2

class: 125 Junior MAX B + D
 excluded: 2

fastest Lap Petersson, Lucas at: 1:10,608
 Doc. 40.2

Pos	Str. Nr.	Fahrer Driver	Nation	Entrant	Nation	Runden Laps	Points	Gesamtzeit Differenz	Abstand Gap	beste Runde best Lap	in R. in L.	Ø Geschw. Ø Speed
1	142	Pylka, Mateusz	POL	Uniq Racing	POL	8	0	9:48,519		1:12,497	8	74,9 km/h 76 km/h
2	172	Minang, Perdana	INA	Starwberry Racing	GBR	8	2	9:49,951 0:01,432	0:01,432	1:12,448	7	74,7 km/h 76,1 km/h
3	108	Schmidli, Titus-Shanghai	SUI	Coles Racing	GBR	8	3	9:50,807 0:02,288	0:00,856	1:11,447	8	74,6 km/h 77,1 km/h
4	104	Kochev, Konstantin	RUS	Andriychuk Vladimir	RUS	8	4	9:52,572 0:04,053	0:01,765	1:11,576	7	74,4 km/h 77 km/h
5	123	Ropanen, Roope	FIN	Jussi Laaksonenjt Racing	FIN	8	5	9:52,684 0:04,165	0:00,112	1:11,991	7	74,4 km/h 76,6 km/h
6	138	Morse, Alec	AUS	Morse Alec	AUS	8	6	9:53,891 0:05,372	0:01,207	1:12,017	8	74,2 km/h 76,5 km/h
7	111	Caldwell, Olli	GBR	KR Sport	GBR	8	7	9:54,934 0:06,415	0:01,043	1:11,963	7	74,1 km/h 76,6 km/h
8	145	Lvov, Igor	RUS	Andriychuk Vladimir	RUS	8	8	10:00,379 0:11,860	0:05,445	1:12,154	8	73,4 km/h 76,4 km/h
9	127	Taborsky, Pavol	SVK	Ert Racing Team	SVK	8	9	10:01,009 0:12,490	0:00,630	1:13,214	3	73,4 km/h 75,3 km/h
10	161	Cubides, Henry	COL	Racing Components	COL	8	10	10:02,568 0:14,049	0:01,559	1:12,549	7	73,2 km/h 76 km/h
11	166	Chohan, Tehmur	UAE	Al Ain Raceway	UAE	8	11	10:02,826 0:14,307	0:00,258	1:13,291	7	73,1 km/h 75,2 km/h
12	148	Morin, Hannes	SWE	Radne Motor	SWE	8	12	10:03,541 0:15,022	0:00,715	1:12,109	6	73,1 km/h 76,4 km/h
13	171	Kovacs, Zsombor	HUN	KMS Europe	HUN	8	13	10:04,599 0:16,080	0:01,058	1:12,500	8	72,9 km/h 76 km/h
14	126	Turney, Joe	GBR	KR Sport	GBR	8	14	10:05,071 0:16,552	0:00,472	1:12,101	7	72,9 km/h 76,4 km/h
15	118	Payne, Matthew	NZL	Payne Gary	NZL	8	15	10:06,190 0:17,671	0:01,119	1:12,434	8	72,7 km/h 76,1 km/h
16	129	Charpentier, Axel	GBR	Strawberry Racing	GBR	8	16	10:06,524 0:18,005	0:00,334	1:11,417	8	72,7 km/h 77,2 km/h
17	128	Leroux, Romain	SIN	KRS Motorsports	MAS	8	17	10:08,481 0:19,962	0:01,957	1:12,276	8	72,5 km/h 76,3 km/h
18	105	Canillas, Marco	PAR	Mach 5 Karting	BRA	8	18	10:08,721 0:20,202	0:00,240	1:11,762	8	72,4 km/h 76,8 km/h
19	160	Dovjak, Anze	SLO	Sportstil Akk	SLO	8	19	10:08,980 0:20,461	0:00,259	1:12,426	8	72,4 km/h 76,1 km/h
20	143	Taskinen, Matthew	CAN	SRA Karting International Inc	CAN	8	20	10:11,997 0:23,478	0:03,017	1:12,594	7	72 km/h 75,9 km/h
21	115	O Connor, Cameron	RSA	Samantha Oconnor	RSA	8	21	10:12,376 0:23,857	0:00,379	1:13,148	5	72 km/h 75,3 km/h
22	162	Fliter, Christian	BRA	Mach 5 Karting	BRA	8	22	10:12,471 0:23,952	0:00,095	1:12,898	5	72 km/h 75,6 km/h
23	146	Joerg, Nico	AUT	KSCA Sodi Austria Team	AUT	8	23	10:12,591 0:24,072	0:00,120	1:12,583	7	72 km/h 75,9 km/h
24	151	Pettitt, William	GBR	Tooley Motorsport	GBR	8	24	10:13,404 0:24,885	0:00,813	1:12,696	5	71,9 km/h 75,8 km/h
25	130	Lupien, Samuel	CAN	SRA Karting International Inc	CAN	8	25	10:13,718 0:25,199	0:00,314	1:12,688	6	71,8 km/h 75,8 km/h
26	102	Tavella, Dylan	USA	Maxspeed Group	USA	8	26	10:13,958 0:25,439	0:00,240	1:11,643	6	71,8 km/h 76,9 km/h
27	124	Bouvier, Yann	FRA	Bouvier David	FRA	8	27	10:14,209 0:25,690	0:00,251	1:11,916	7	71,8 km/h 76,6 km/h
28	153	Claude, Leonie	FRA	Jean-Marie Chauvel	FRA	8	28	10:14,248 0:25,729	0:00,039	1:11,615	7	71,8 km/h 77 km/h
29	117	Portell, Diego	CHI	Francisco Portell	CHI	8	29	10:14,381 0:25,862	0:00,133	1:12,143	7	71,8 km/h 76,4 km/h
30	137	Fritzler, Otto	ARG	Edgardo Fritzler	ARG	8	30	10:22,949 0:34,430	0:08,568	1:12,434	7	70,8 km/h 76,1 km/h
31	164	Medina, Lucas	COL	Racing Components	COL	8	31	10:26,155 0:37,636	0:03,206	1:14,306	8	70,4 km/h 74,2 km/h
32	135	Jansson, Felix	SWE	Radne Motor AB	SWE	7	32	8:49,432 1 R	1 R	1:12,305	7	72,9 km/h 76,2 km/h
33	136	Whelan, Aaron	IRL	Whelan Aaron	IRL	7	33	8:57,523 1 R	0:08,091	1:12,932	6	71,8 km/h 75,6 km/h



Race 10 Qualifying Heat 4 125 Junior MAX B + D

NEU - NEW

Strecke / track: 1531m
started: 36 classified: 34 not classified: 2

class: 125 Junior MAX B + D
excluded: 2

fastest Lap Petersson, Lucas at: 1:10,608
Doc. 40.2

Pos	Str. Nr.	Fahrer Driver	Nation	Entrant	Nation	Runden Laps	Points	Gesamtzeit Differenz	Abstand Gap	beste Runde best Lap	in R. in L.	Ø Geschw. Ø Speed
34	167	Petersson, Lucas		Al Ain Raceway		7	34	8:59,957 1 R	0:02,434	1:10,608	5	71,5 km/h 78,1 km/h
	134	Fabani, Santiago		Mariano Fabani			38	EXCLUDED				
	107	Lee, Chanjoon		Pino Kart Racing			38	EXCLUDED				

StNr. 162,151 10 sec penalty

StNr. 134 ,107 Exclusion

StNr. 167,126,115,160,130,171,102,129,117,153,164,124,134,137 10 sec penalty Frontfairing

Clerk of the Course: R.Brito/R.Moselli/L.Azevedo/M.Branco Race-Control:T.Lainer Race director:N.Edwards

Stewards: R.Norbury / M.Guignard / L.Roby / P.Lackman / V.Sousa / N.Giorgione

Scrutineer: P.Klaassen / E.Salmon / F.Loer / R.Jafer / J.M. Ruhani / R.Roberio

Time Keeping: KART-DATA timing service Franz Schieszler / Martin Summerer

Zeitnahme / timekeeping

control *Schieszler*
Franz Schieszler

gedruckt um / printed at: 14:29:47



RESULTS GRAND FINALS 2016

SARNO / ITALY, OCT. 15 - 22



Race 10 Qualifying Heat 4 125 Junior MAX B + D

Strecke / track: 1531

Fahrername Driver	Pylka Mateusz	Minang Perdana	Schmidli Titus-Shanghai	Kochev Konstantin	Ropanen Roope	Morse Alec	Caldwell Olli	Lvov Igor	Taborsky Pavol	Cubides Henry	Chohan Tehmur	Morin Hannes
schnellste Runde in Runde	1:12,497 Rn. 8	1:12,448 Rn. 7	1:11,447 Rn. 8	1:11,576 Rn. 7	1:11,991 Rn. 7	1:12,017 Rn. 8	1:11,963 Rn. 7	1:12,154 Rn. 8	1:13,214 Rn. 3	1:12,549 Rn. 7	1:13,291 Rn. 7	1:12,109 Rn. 6
Speed	76,0 km/h	76,1 km/h	77,1 km/h	77,0 km/h	76,6 km/h	76,5 km/h	76,6 km/h	76,4 km/h	75,3 km/h	76,0 km/h	75,2 km/h	76,4 km/h
Lap 1	1:15,876	1:17,116	1:17,480	1:17,136	1:18,725	1:18,141	1:17,879	1:17,756	1:19,711	1:21,514	1:19,109	1:18,933
Lap 2	1:13,557	1:13,706	1:14,762	1:14,580	1:14,352	1:14,375	1:14,651	1:17,831	1:14,918	1:14,973	1:15,439	1:15,488
Lap 3	1:13,461	1:13,389	1:13,234	1:16,047	1:13,818	1:14,670	1:15,224	1:17,182	<u>1:13,214</u>	1:15,585	1:13,711	1:16,765
Lap 4	1:13,137	1:13,196	1:13,503	1:13,317	<u>1:12,896</u>	1:15,041	1:14,441	1:14,192	1:14,260	1:14,035	1:15,108	1:15,952
Lap 5	1:12,558	1:12,882	1:13,838	1:13,077	1:12,653	1:13,267	1:13,358	1:12,494	1:14,251	1:13,588	1:13,921	1:14,028
Lap 6	1:13,133	1:12,801	1:13,041	1:12,645	1:13,056	1:12,406	1:13,171	1:12,527	1:13,343	1:12,819	1:13,342	<u>1:12,109</u>
Lap 7	1:12,633	<u>1:12,448</u>	1:11,908	<u>1:11,576</u>	<u>1:11,991</u>	1:12,022	<u>1:11,963</u>	1:13,032	1:14,030	<u>1:12,549</u>	<u>1:13,291</u>	1:13,002
Lap 8	<u>1:12,497</u>	1:12,840	<u>1:11,447</u>	1:12,378	1:12,854	<u>1:12,017</u>	1:12,496	<u>1:12,154</u>	1:14,820	1:13,553	1:16,480	1:14,357



RESULTS GRAND FINALS 2016

SARNO / ITALY, OCT. 15 - 22



Race 10 Qualifying Heat 4 125 Junior MAX B + D

Strecke / track: 1531

Fahrername Driver	Kovacs Zsombor	Turney Joe	Payne Matthew	Charpentier Axel	Leroux Romain	Canillas Marco	Dovjak Anze	Taskinen Matthew	O Connor Cameron	Fliter Christian	Joerg Nico	Pettitt William
schnellste Runde in Runde	1:12,500 Rn. 8	1:12,101 Rn. 7	1:12,434 Rn. 8	1:11,417 Rn. 8	1:12,276 Rn. 8	1:11,762 Rn. 8	1:12,426 Rn. 8	1:12,594 Rn. 7	1:13,148 Rn. 5	1:12,898 Rn. 5	1:12,583 Rn. 7	1:12,696 Rn. 5
Speed	76,0 km/h	76,4 km/h	76,1 km/h	77,2 km/h	76,3 km/h	76,8 km/h	76,1 km/h	75,9 km/h	75,3 km/h	75,6 km/h	75,9 km/h	75,8 km/h
Lap 1	1:17,196	1:19,086	1:25,691	1:18,802	1:27,271	1:20,225	1:19,190	1:26,809	1:20,317	1:19,637	1:32,955	1:22,673
Lap 2	1:14,518	1:14,594	1:15,638	1:17,070	1:14,849	1:16,850	1:15,502	1:13,980	1:14,858	1:15,818	1:13,735	1:14,870
Lap 3	1:13,107	1:13,574	1:14,703	1:16,042	1:14,874	1:19,407	1:13,526	1:16,519	1:16,029	1:16,403	1:14,574	1:14,775
Lap 4	1:13,672	1:13,556	1:13,880	1:13,022	1:15,430	1:14,700	1:16,908	1:15,975	1:14,684	1:14,324	1:14,016	1:13,555
Lap 5	1:13,758	1:13,682	1:14,401	1:12,342	1:14,546	1:13,514	1:12,614	1:14,558	<u>1:13,148</u>	<u>1:12,898</u>	1:13,703	<u>1:12,696</u>
Lap 6	1:14,852	1:12,381	1:14,128	1:12,952	1:12,675	1:13,300	1:12,557	1:13,561	1:13,156	1:13,041	1:13,510	1:13,269
Lap 7	1:13,024	<u>1:12,101</u>	1:12,659	1:12,236	1:12,429	1:13,983	1:12,845	<u>1:12,594</u>	1:13,203	1:13,142	<u>1:12,583</u>	1:13,118
Lap 8	<u>1:12,500</u>	1:12,234	<u>1:12,434</u>	<u>1:11,417</u>	<u>1:12,276</u>	<u>1:11,762</u>	<u>1:12,426</u>	1:13,963	1:13,487	1:15,470	1:13,733	1:14,680



RESULTS GRAND FINALS 2016

SARNO / ITALY, OCT. 15 - 22



Race 10 Qualifying Heat 4 125 Junior MAX B + D

Strecke / track: 1531

Fahrername Driver	Lupien Samuel	Tavella Dylan	Bouvier Yann	Claude Leonie	Portell Diego	Fritzler Otto	Medina Lucas	Jansson Felix	Whelan Aaron	Petersson Lucas	Fabani Santiago	Lee Chanjoon
schnellste Runde in Runde	1:12,688 Rn. 6	1:11,643 Rn. 6	1:11,916 Rn. 7	1:11,615 Rn. 7	1:12,143 Rn. 7	1:12,434 Rn. 7	1:14,306 Rn. 8	1:12,305 Rn. 7	1:12,932 Rn. 6	1:10,608 Rn. 5		
Speed	75,8 km/h	76,9 km/h	76,6 km/h	77,0 km/h	76,4 km/h	76,1 km/h	74,2 km/h	76,2 km/h	75,6 km/h	78,1 km/h		
Lap 1	1:24,249	1:24,550	1:23,828	1:25,776	1:20,537	1:24,152	1:19,944	1:19,296	1:22,943	1:26,844		
Lap 2	1:14,431	1:15,905	1:15,196	1:15,422	1:17,514	1:15,893	1:16,565	1:16,597	1:15,866	1:16,882		
Lap 3	1:15,402	1:14,797	1:14,737	1:14,950	1:14,739	1:15,626	1:17,370	1:16,829	1:16,452	1:14,082		
Lap 4	1:14,349	1:13,006	1:15,137	1:13,481	1:14,403	1:17,672	1:17,279	1:14,690	1:16,781	1:13,259		
Lap 5	1:13,077	1:12,101	1:13,477	1:12,091	1:13,398	1:14,996	1:16,285	1:13,827	1:14,629	<u>1:10,608</u>		
Lap 6	<u>1:12,688</u>	<u>1:11,643</u>	1:12,886	1:14,525	1:14,046	1:15,051	1:15,325	1:12,485	<u>1:12,932</u>	1:14,028		
Lap 7	1:13,497	1:13,407	<u>1:11,916</u>	<u>1:11,615</u>	<u>1:12,143</u>	<u>1:12,434</u>	1:14,605	<u>1:12,305</u>	1:13,047	<u>1:10,655</u>		
Lap 8	1:14,376	1:15,247	1:14,283	1:12,710	1:13,346	1:13,439	<u>1:14,306</u>					



Race 10 Qualifying Heat 4 125 Junior MAX B + D

Beste Rundenzeiten / best lap times

Strecke / track: 1531m

Pos	Race Pos.	Str. Nr.	Fahrer driver	Vorname	NAT	Rundenzeit lap time	in R. in lap	Differenz gap first	Abstand gap	Ø Geschw. Ø speed
1	34	167	Petersson	Lucas	UAE	1:10,608	5			78,1 km/h
2	34	167	Petersson	Lucas	UAE	1:10,655	7	0:00,047	0:00,047	78,0 km/h
3	16	129	Charpentier	Axel	GBR	1:11,417	8	0:00,809	0:00,762	77,2 km/h
4	3	108	Schmidli	Titus-Shanghai	SUI	1:11,447	8	0:00,839	0:00,030	77,1 km/h
5	4	104	Kochev	Konstantin	RUS	1:11,576	7	0:00,968	0:00,129	77,0 km/h
6	28	153	Claude	Leonie	FRA	1:11,615	7	0:01,007	0:00,039	77,0 km/h
7	26	102	Tavella	Dylan	USA	1:11,643	6	0:01,035	0:00,028	76,9 km/h
8	18	105	Canillas	Marco	PAR	1:11,762	8	0:01,154	0:00,119	76,8 km/h
9	3	108	Schmidli	Titus-Shanghai	SUI	1:11,908	7	0:01,300	0:00,146	76,6 km/h
10	27	124	Bouvier	Yann	FRA	1:11,916	7	0:01,308	0:00,008	76,6 km/h
11	7	111	Caldwell	Olli	GBR	1:11,963	7	0:01,355	0:00,047	76,6 km/h
12	5	123	Ropanen	Roope	FIN	1:11,991	7	0:01,383	0:00,028	76,6 km/h
13	6	138	Morse	Alec	AUS	1:12,017	8	0:01,409	0:00,026	76,5 km/h
14	6	138	Morse	Alec	AUS	1:12,022	7	0:01,414	0:00,005	76,5 km/h
15	28	153	Claude	Leonie	FRA	1:12,091	5	0:01,483	0:00,069	76,5 km/h
16	14	126	Turney	Joe	GBR	1:12,101	7	0:01,493	0:00,010	76,4 km/h
17	26	102	Tavella	Dylan	USA	1:12,101	5	0:01,493	0:00,000	76,4 km/h
18	12	148	Morin	Hannes	SWE	1:12,109	6	0:01,501	0:00,008	76,4 km/h
19	29	117	Portell	Diego	CHI	1:12,143	7	0:01,535	0:00,034	76,4 km/h
20	8	145	Lvov	Igor	RUS	1:12,154	8	0:01,546	0:00,011	76,4 km/h



Race 9 Qualifying Heat 3 125 Junior MAX A + C

NEU - NEW

Strecke / track: 1531m
 started: 36 classified: 36 not classified: 0

class: 125 Junior A

fastest Lap Valente, Enzo at: 1:16,624
 Doc. 39.2

Pos	Str. Nr.	Fahrer Driver	Nation	Entrant	Nation	Runden Laps	Points	Gesamtzeit Differenz	Abstand Gap	beste Runde best Lap	in R. in L.	Ø Geschw. Ø Speed
1	116	Taira, Hibiki	JPN	Eiko Japan	JPN	8	0	10:33,739		1:17,498	7	69,6 km/h 71,1 km/h
2	155	Hoggard, Johnathan	GBR	KR Sport	GBR	8	2	10:33,972 0:00,233	0:00,233	1:17,230	7	69,6 km/h 71,4 km/h
3	150	Koss, Georg	EST	TGT Racing	EST	8	3	10:38,928 0:05,189	0:04,956	1:16,726	8	69 km/h 71,8 km/h
4	149	Hollis, Dylan	AUS	Hollis Dylan	AUS	8	4	10:40,636 0:06,897	0:01,708	1:16,660	8	68,8 km/h 71,9 km/h
5	169	Settimo, Marco	ITA	G.M.Motorsport Srl	ITA	8	5	10:43,747 0:10,008	0:03,111	1:16,877	8	68,5 km/h 71,7 km/h
6	125	Leppae, Lauri	FIN	Heikki Vaeisaenen	FIN	8	6	10:51,748 0:18,009	0:08,001	1:18,000	8	67,7 km/h 70,7 km/h
7	103	Ramirez, Mathias	USA	Maxspeed Group	USA	8	7	10:52,188 0:18,449	0:00,440	1:17,003	8	67,6 km/h 71,6 km/h
8	119	Valente, Enzo	FRA	Valente Pascal	FRA	8	8	10:55,044 0:21,305	0:02,856	1:16,624	8	67,3 km/h 71,9 km/h
9	114	Okuzumi, Jiei	JPN	KP Buzz	JPN	8	9	10:55,568 0:21,829	0:00,524	1:20,433	8	67,3 km/h 68,5 km/h
10	165	Rosina, Michael	ITA	Sodi Kart Italia SKR	ITA	8	10	10:55,664 0:21,925	0:00,096	1:19,494	8	67,2 km/h 69,3 km/h
11	101	D Orlando, Michael	USA	Maxspeed Group	USA	8	11	10:55,672 0:21,933	0:00,008	1:18,120	7	67,2 km/h 70,6 km/h
12	132	Macdermid, Ryan	CAN	SRA Karting International Inc	CAN	8	12	10:55,873 0:22,134	0:00,201	1:20,727	6	67,2 km/h 68,3 km/h
13	139	Sulaiman, Manuel	MEX	KR Sport UK	MEX	8	13	10:55,970 0:22,231	0:00,097	1:17,913	7	67,2 km/h 70,7 km/h
14	159	Novotny, Jakub	CZE	MS Kart Racing Team S.R.O.	CZE	8	14	10:58,251 0:24,512	0:02,281	1:18,830	7	67 km/h 69,9 km/h
15	120	Soever, Laszlo	HUN	ERT Racing Team	HUN	8	15	10:58,453 0:24,714	0:00,202	1:18,920	7	67 km/h 69,8 km/h
16	106	Shepherd, Kane	THA	KRS Motorsports	MAS	8	16	10:58,792 0:25,053	0:00,339	1:18,577	8	66,9 km/h 70,1 km/h
17	112	Kimber, Mark	GBR	Starberry Racing	GBR	8	17	10:59,081 0:25,342	0:00,289	1:18,050	7	66,9 km/h 70,6 km/h
18	110	Brewczynski, Cody	AUS	International Karting Distribution	AUS	8	18	11:01,091 0:27,352	0:02,010	1:18,239	8	66,7 km/h 70,4 km/h
19	113	Brueckner, Nicholas	USA	Maxspeed Group	USA	8	19	11:01,464 0:27,725	0:00,373	1:19,279	8	66,7 km/h 69,5 km/h
20	133	Rizk, Carl	LIB	Azimut Automotive Sal	LIB	8	20	11:01,841 0:28,102	0:00,377	1:19,428	7	66,6 km/h 69,4 km/h
21	156	Lund, Mathias	DEN	Robert Schluensen	DEN	8	21	11:01,922 0:28,183	0:00,081	1:19,264	5	66,6 km/h 69,5 km/h
22	157	Sharma, Manav	IND	Mahesh Kumar	IND	8	22	11:02,482 0:28,743	0:00,560	1:19,716	8	66,6 km/h 69,1 km/h
23	168	Doerr, Phil	GER	CRG Performance	GER	8	23	11:06,004 0:32,265	0:03,522	1:18,954	8	66,2 km/h 69,8 km/h
24	154	Kuehn, Erich	EST	AGS Racing	EST	8	24	11:06,360 0:32,621	0:00,356	1:18,023	8	66,2 km/h 70,6 km/h
25	158	Belhocine, Sebastien	CZE	Praga Czech Racing Team S.R.O.	CZE	8	25	11:06,855 0:33,116	0:00,495	1:19,534	8	66,1 km/h 69,3 km/h
26	163	Pires, Mariano	POR	Eusebio Pires	POR	8	26	11:06,992 0:33,253	0:00,137	1:19,507	6	66,1 km/h 69,3 km/h
27	122	Sorozabal, Aitor	ESP	Andry Honta	ESP	8	27	11:07,177 0:33,438	0:00,185	1:18,376	8	66,1 km/h 70,3 km/h
28	147	Handsaeame, Xavier	BEL	Xavier Handsaeame	BEL	8	28	11:07,391 0:33,652	0:00,214	1:18,854	8	66,1 km/h 69,9 km/h
29	121	Jagesar, Leroy	MED	Ramdath Jagesar	MED	8	29	11:08,577 0:34,838	0:01,186	1:17,834	7	66 km/h 70,8 km/h
30	144	Dunner, Lukas	AUT	VPDR	AUT	8	30	11:09,465 0:35,726	0:00,888	1:17,678	8	65,9 km/h 71 km/h
31	131	De Alba, Andres	CAN	SRA Karting International Inc	CAN	8	31	11:10,680 0:36,941	0:01,215	1:19,216	7	65,7 km/h 69,6 km/h
32	109	Hardja, Prasetyo	INA	KRS Motorsports	MAS	8	32	11:12,660 0:38,921	0:01,980	1:19,213	8	65,5 km/h 69,6 km/h
33	170	Salmaan, Hussein	EGY	Ghibli Raceway Egypt	EGY	8	33	11:14,427 0:40,688	0:01,767	1:19,357	8	65,4 km/h 69,5 km/h



Race 9 Qualifying Heat 3 125 Junior MAX A + C

Strecke / track: 1531m
started: 36 classified: 36 not classified: 0

class: 125 Junior A

NEU - NEW

fastest Lap Valente, Enzo at: 1:16,624
Doc. 39.2

Pos	Str. Nr.	Fahrer Driver	Nation	Entrant	Nation	Runden Laps	Points	Gesamtzeit Differenz	Abstand Gap	beste Runde best Lap	in R. in L.	Ø Geschw. Ø Speed
34	141	Dillon, Hernan	ECU	Luis Felipe Davila Alcazar	ECU	8	34	11:16,928 0:43,189	0:02,501	1:19,008	8	65,1 km/h 69,8 km/h
35	140	Sanchez, Jorge	MEX	Roberto Elizondo	MEX	8	35	11:29,194 0:55,455	0:12,266	1:19,527	8	64 km/h 69,3 km/h
36	152	Hristov, Kristiyan	BUL	Dedrax	BUL	0	36	0:14,389 8 R	8 R			

StNr. 121 10 sec penalty

StNr. 158,119,147,121,163,109,144,103,152,140,141 10 sec penalty Frontfairing

Clerk of the Course: R.Brito/R.Moselli/L.Azevedo/M.Branco Race-Control:T.Lainer Race director:N.Edwards

Stewards: R.Norbury / M.Guignard / L.Roby / P.Lackman / V.Sousa / N.Giorgione

Scrutineer: P.Klaassen / E.Salmon / F.Loeur / R.Jafer / J.M. Ruhani / R.Roberio

Time Keeping: KART-DATA timing service Franz Schieszler / Martin Summerer

Zeitnahme / timekeeping

control
Schieszler
Franz Schieszler

gedruckt um / printed at: 14:51:47



RESULTS GRAND FINALS 2016

SARNO / ITALY, OCT. 15 - 22



Race 9 Qualifying Heat 3 125 Junior MAX A + C

Strecke / track: 1531

Fahrername Driver	Taira Hibiki	Hoggard Johnathan	Koss Georg	Hollis Dylan	Settimo Marco	Leppae Lauri	Ramirez Mathias	Valente Enzo	Okuzumi Jiei	Rosina Michael	D Orlando Michael	Macdermid Ryan
schnellste Runde in Runde	1:17,498 Rn. 7	1:17,230 Rn. 7	1:16,726 Rn. 8	1:16,660 Rn. 8	1:16,877 Rn. 8	1:18,000 Rn. 8	1:17,003 Rn. 8	1:16,624 Rn. 8	1:20,433 Rn. 8	1:19,494 Rn. 8	1:18,120 Rn. 7	1:20,727 Rn. 6
Speed	71,1 km/h	71,4 km/h	71,8 km/h	71,9 km/h	71,7 km/h	70,7 km/h	71,6 km/h	71,9 km/h	68,5 km/h	69,3 km/h	70,6 km/h	68,3 km/h
Lap 1	1:21,290	1:22,168	1:24,878	1:25,501	1:23,961	1:27,839	1:24,644	1:25,599	1:26,971	1:24,430	1:29,921	1:23,050
Lap 2	1:20,487	1:19,683	1:20,435	1:20,556	1:21,601	1:23,263	1:20,624	1:22,005	1:22,150	1:21,302	1:22,440	1:22,305
Lap 3	1:19,424	1:19,748	1:19,835	1:19,518	1:21,675	1:21,001	1:20,590	1:20,262	1:21,015	1:24,665	1:22,362	1:21,945
Lap 4	1:18,864	1:19,233	1:19,468	1:19,001	1:21,089	1:19,936	1:19,991	1:19,819	1:20,523	1:21,737	1:21,219	1:22,948
Lap 5	1:18,817	1:18,258	1:18,725	1:19,486	1:20,140	1:19,345	1:19,802	1:19,954	1:20,724	1:21,974	1:20,449	1:22,092
Lap 6	1:17,744	1:18,126	1:17,950	1:18,269	1:18,955	1:19,148	1:18,571	1:18,707	1:21,691	1:20,332	1:19,020	1:20,727
Lap 7	1:17,498	1:17,230	1:17,448	1:17,736	1:18,212	1:19,642	1:17,754	1:17,364	1:20,787	1:19,672	1:18,120	1:20,885
Lap 8	1:18,591	1:17,975	1:16,726	1:16,660	1:16,877	1:18,000	1:17,003	1:16,624	1:20,433	1:19,494	1:19,143	1:20,997



RESULTS GRAND FINALS 2016

SARNO / ITALY, OCT. 15 - 22



Race 9 Qualifying Heat 3 125 Junior MAX A + C

Strecke / track: 1531

Fahrername Driver	Sulaiman Manuel	Novotny Jakub	Soever Laszlo	Shepherd Kane	Kimber Mark	Brewczynski Cody	Brueckner Nicholas	Rizk Carl	Lund Mathias	Sharma Manav	Doerr Phil	Kuehn Erich
schnellste Runde in Runde	1:17,913 Rn. 7	1:18,830 Rn. 7	1:18,920 Rn. 7	1:18,577 Rn. 8	1:18,050 Rn. 7	1:18,239 Rn. 8	1:19,279 Rn. 8	1:19,428 Rn. 7	1:19,264 Rn. 5	1:19,716 Rn. 8	1:18,954 Rn. 8	1:18,023 Rn. 8
Speed	70,7 km/h	69,9 km/h	69,8 km/h	70,1 km/h	70,6 km/h	70,4 km/h	69,5 km/h	69,4 km/h	69,5 km/h	69,1 km/h	69,8 km/h	70,6 km/h
Lap 1	1:25,727	1:29,815	1:29,813	1:28,936	1:33,469	1:36,369	1:33,233	1:32,075	1:28,948	1:30,119	1:31,307	1:25,913
Lap 2	1:23,554	1:23,441	1:22,825	1:23,099	1:23,512	1:22,802	1:22,300	1:23,980	1:22,637	1:22,061	1:22,514	1:21,748
Lap 3	1:26,268	1:22,547	1:22,869	1:24,045	1:21,688	1:22,506	1:21,915	1:21,804	1:22,458	1:22,797	1:23,087	1:21,268
Lap 4	1:21,045	1:21,729	1:22,006	1:22,171	1:21,041	1:21,688	1:20,932	1:20,932	1:20,387	1:22,143	1:22,221	1:22,386
Lap 5	1:19,768	1:20,408	1:20,782	1:20,601	1:20,925	1:20,523	1:20,219	1:20,419	<u>1:19,264</u>	1:20,553	1:20,591	1:36,223
Lap 6	1:20,127	1:19,360	1:19,530	1:19,317	1:19,540	1:19,448	1:20,145	1:20,087	1:19,346	1:20,181	1:21,061	1:19,791
Lap 7	<u>1:17,913</u>	<u>1:18,830</u>	<u>1:18,920</u>	1:19,778	<u>1:18,050</u>	1:18,387	1:20,342	<u>1:19,428</u>	1:19,525	1:20,215	1:24,429	1:18,933
Lap 8	1:18,246	1:19,410	1:19,395	<u>1:18,577</u>	1:18,307	<u>1:18,239</u>	<u>1:19,279</u>	1:19,500	1:26,417	<u>1:19,716</u>	<u>1:18,954</u>	<u>1:18,023</u>



RESULTS GRAND FINALS 2016

SARNO / ITALY, OCT. 15 - 22



Race 9 Qualifying Heat 3 125 Junior MAX A + C

Strecke / track: 1531

Fahrername Driver	Belhocine Sebastien	Pires Mariano	Soroazabal Aitor	Handsaeme Xavier	Jagesar Leroy	Dunner Lukas	De Alba Andres	Hardja Prassetyo	Salmaan Hussein	Dillon Hernan	Sanchez Jorge	Hristov Kristiyan
schnellste Runde in Runde	1:19,534 Rn. 8	1:19,507 Rn. 6	1:18,376 Rn. 8	1:18,854 Rn. 8	1:17,834 Rn. 7	1:17,678 Rn. 8	1:19,216 Rn. 7	1:19,213 Rn. 8	1:19,357 Rn. 8	1:19,008 Rn. 8	1:19,527 Rn. 8	
Speed	69,3 km/h	69,3 km/h	70,3 km/h	69,9 km/h	70,8 km/h	71,0 km/h	69,6 km/h	69,6 km/h	69,5 km/h	69,8 km/h	69,3 km/h	
Lap 1	1:25,272	1:25,691	1:32,270	1:26,424	1:26,926	1:38,193	1:39,757	1:31,064	1:32,127	1:30,804	1:27,921	
Lap 2	1:24,398	1:23,732	1:23,749	1:23,934	1:22,536	1:21,298	1:23,681	1:23,538	1:25,902	1:24,951	1:24,924	
Lap 3	1:23,102	1:22,607	1:28,217	1:23,924	1:21,030	1:22,652	1:22,403	1:21,868	1:23,800	1:22,827	1:31,057	
Lap 4	1:21,904	1:21,333	1:21,930	1:21,316	1:20,356	1:20,721	1:20,985	1:22,483	1:23,602	1:22,631	1:25,603	
Lap 5	1:20,132	1:20,377	1:21,276	1:20,521	1:19,132	1:19,366	1:22,783	1:20,760	1:22,624	1:21,408	1:22,813	
Lap 6	1:20,299	<u>1:19,507</u>	1:20,342	1:20,063	1:18,974	1:19,689	1:19,356	1:19,962	1:21,353	1:21,128	1:21,248	
Lap 7	1:20,038	1:20,048	1:19,681	1:19,166	<u>1:17,834</u>	1:18,431	<u>1:19,216</u>	1:19,369	1:20,633	1:19,854	1:20,531	
Lap 8	<u>1:19,534</u>	1:19,571	<u>1:18,376</u>	<u>1:18,854</u>	1:17,874	<u>1:17,678</u>	1:20,587	<u>1:19,213</u>	<u>1:19,357</u>	<u>1:19,008</u>	<u>1:19,527</u>	



Race 9 Qualifying Heat 3 125 Junior MAX A + C

Beste Rundenzeiten / best lap times

Strecke / track: 1531m

Pos	Race Pos.	Str. Nr.	Fahrer driver	Vorname	NAT	Rundenzeit lap time	in R. in lap	Differenz gap first	Abstand gap	Ø Geschw. Ø speed
1	8	119	Valente	Enzo	FRA	1:16,624	8			71,9 km/h
2	4	149	Hollis	Dylan	AUS	1:16,660	8	0:00,036	0:00,036	71,9 km/h
3	3	150	Koss	Georg	EST	1:16,726	8	0:00,102	0:00,066	71,8 km/h
4	5	169	Settimo	Marco	ITA	1:16,877	8	0:00,253	0:00,151	71,7 km/h
5	7	103	Ramirez	Mathias	USA	1:17,003	8	0:00,379	0:00,126	71,6 km/h
6	2	155	Hoggard	Johnathan	GBR	1:17,230	7	0:00,606	0:00,227	71,4 km/h
7	8	119	Valente	Enzo	FRA	1:17,364	7	0:00,740	0:00,134	71,2 km/h
8	3	150	Koss	Georg	EST	1:17,448	7	0:00,824	0:00,084	71,2 km/h
9	1	116	Taira	Hibiki	JPN	1:17,498	7	0:00,874	0:00,050	71,1 km/h
10	30	144	Dunner	Lukas	AUT	1:17,678	8	0:01,054	0:00,180	71,0 km/h
11	4	149	Hollis	Dylan	AUS	1:17,736	7	0:01,112	0:00,058	70,9 km/h
12	1	116	Taira	Hibiki	JPN	1:17,744	6	0:01,120	0:00,008	70,9 km/h
13	7	103	Ramirez	Mathias	USA	1:17,754	7	0:01,130	0:00,010	70,9 km/h
14	29	121	Jagesar	Leroy	NED	1:17,834	7	0:01,210	0:00,080	70,8 km/h
15	29	121	Jagesar	Leroy	NED	1:17,874	8	0:01,250	0:00,040	70,8 km/h
16	13	139	Sulaiman	Manuel	MEX	1:17,913	7	0:01,289	0:00,039	70,7 km/h
17	3	150	Koss	Georg	EST	1:17,950	6	0:01,326	0:00,037	70,7 km/h
18	2	155	Hoggard	Johnathan	GBR	1:17,975	8	0:01,351	0:00,025	70,7 km/h
19	6	125	Leppae	Lauri	FIN	1:18,000	8	0:01,376	0:00,025	70,7 km/h
20	24	154	Kuehn	Erich	EST	1:18,023	8	0:01,399	0:00,023	70,6 km/h

Warm-Up 125 Junior MAX even

Strecke / track: 1531m

started: 36 classified: 36 not classified: 0

Doc. 30

Pos	Str. Nr.	Fahrer Driver	Nation	Entrant	Nation	Runden Laps	Gesamtzeit Differenz	Abstand Gap	beste Runde best Lap	in R. in L.	o Geschw. o Speed
1	116	Taira, Hibiki	JPN	Eiko Japan	JPN	5			1:22,167	5	67,1 km/h
2	150	Koss, Georg	EST	TGT Racing	EST	5	0:00,240	0:00,240	1:22,407	2	66,9 km/h
3	126	Turney, Joe	GBR	KR Sport	GBR	5	0:00,338	0:00,098	1:22,505	5	66,8 km/h
4	156	Lund, Mathias	DEN	Robert Schluensen	DEN	4	0:00,826	0:00,488	1:22,993	4	66,4 km/h
5	144	Dunner, Lukas	AUT	VPDR	AUT	6	0:00,919	0:00,093	1:23,086	4	66,3 km/h
6	142	Pylka, Mateusz	POL	Uniq Racing	POL	6	0:00,924	0:00,005	1:23,091	6	66,3 km/h
7	104	Kochev, Konstantin	RUS	Andriychuk Vladimir	RUS	5	0:01,078	0:00,154	1:23,245	5	66,2 km/h
8	120	Soever, Laszlo	HUN	ERT Racing Team	HUN	4	0:01,160	0:00,082	1:23,327	3	66,1 km/h
9	112	Kimber, Mark	GBR	Starberry Racing	GBR	5	0:01,175	0:00,015	1:23,342	4	66,1 km/h
10	166	Chohan, Tehmur	UAE	Al Ain Raceway	UAE	5	0:01,372	0:00,197	1:23,539	5	66,0 km/h
11	108	Schmidli, Titus-Shanghai	SUI	Coles Racing	GBR	5	0:01,414	0:00,042	1:23,581	1	65,9 km/h
12	106	Shepherd, Kane	THA	KRS Motorsports	MAS	5	0:01,710	0:00,296	1:23,877	3	65,7 km/h
13	130	Lupien, Samuel	CAN	SRA Karting International Inc	CAN	4	0:02,002	0:00,292	1:24,169	2	65,5 km/h
14	172	Minang, Perdana	INA	Starberry Racing	GBR	5	0:02,033	0:00,031	1:24,200	3	65,5 km/h
15	160	Dovjak, Anze	SLO	Sportstil Akk	SLO	6	0:02,094	0:00,061	1:24,261	6	65,4 km/h
16	152	Hristov, Kristiyan	BUL	Dedrax	BUL	4	0:02,327	0:00,233	1:24,494	3	65,2 km/h
17	102	Tavella, Dylan	USA	Maxspeed Group	USA	5	0:02,372	0:00,045	1:24,539	2	65,2 km/h
18	158	Belhocine, Sebastien	CZE	Praga Czech Racing Team S.R.O.	CZE	5	0:02,752	0:00,380	1:24,919	5	64,9 km/h
19	132	Macdermid, Ryan	CAN	SRA Karting International Inc	CAN	6	0:02,909	0:00,157	1:25,076	5	64,8 km/h
20	124	Bouvier, Yann	FRA	Bouvier David	FRA	2	0:02,932	0:00,023	1:25,099	1	64,8 km/h
21	114	Okuzumi, Jiei	JPN	KP Buzz	JPN	4	0:03,023	0:00,091	1:25,190	3	64,7 km/h
22	122	Sorozabal, Aitor	ESP	Andry Honta	ESP	5	0:03,055	0:00,032	1:25,222	4	64,7 km/h
23	162	Fliter, Christian	BRA	Mach 5 Karting	BRA	5	0:03,119	0:00,064	1:25,286	4	64,6 km/h
24	134	Fabani, Santiago	ARG	Mariano Fabani	ARG	4	0:03,165	0:00,046	1:25,332	2	64,6 km/h
25	138	Morse, Alec	AUS	Morse Alec	AUS	5	0:03,426	0:00,261	1:25,593	3	64,4 km/h
26	146	Joerg, Nico	AUT	KSCA Sodi Austria Team	AUT	4	0:03,579	0:00,153	1:25,746	4	64,3 km/h
27	154	Kuehn, Erich	EST	AGS Racing	EST	5	0:03,605	0:00,026	1:25,772	3	64,3 km/h
28	128	Leroux, Romain	SIN	KRS Motorsports	MAS	5	0:03,622	0:00,017	1:25,789	5	64,2 km/h
29	118	Payne, Matthew	INZL	Payne Gary	INZL	2	0:04,244	0:00,622	1:26,411	2	63,8 km/h
30	148	Morin, Hannes	SWE	Radne Motor	SWE	5	0:04,314	0:00,070	1:26,481	2	63,7 km/h
31	110	Brewczynski, Cody	AUS	International Karting Distribution	AUS	3	0:04,434	0:00,120	1:26,601	1	63,6 km/h
32	136	Whelan, Aaron	IRL	Whelan Aaron	IRL	5	0:04,570	0:00,136	1:26,737	5	63,5 km/h
33	168	Doerr, Phil	GER	CRG Performance	GER	4	0:04,626	0:00,056	1:26,793	4	63,5 km/h
34	170	Salmaan, Hussein	EGY	Ghibli Raceway Egypt	EGY	5	0:05,832	0:01,206	1:27,999	5	62,6 km/h
35	164	Medina, Lucas	COL	Racing Components	COL	2	0:06,695	0:00,863	1:28,862	2	62,0 km/h
36	140	Sanchez, Jorge	MEX	Roberto Elizondo	MEX	3	0:08,829	0:02,134	1:30,996	2	60,6 km/h

Clerk of the Course: R.Brito/R.Moselli/L.Azevedo/M.Branco Race-Control:T.Lainer Race director:N.Edwards

Stewards: R.Norbury / M.Guignard / L.Roby / P.Lackman / V.Sousa / N.Giorgione

Scrutineer: P.Klaassen / E.Salmon / F.Loer / R.Jafer / J.M. Ruhani / R.Roberio

Time Keeping: KART-DATA timing service Franz Schieszler / Martin Summerer



RESULTS GRAND FINALS 2016

SARNO / ITALY, OCT. 15 - 22



Warm-Up 125 Junior MAX even

Strecke / track: 1531

started: 36

classified: 36

not classified: 0

Fahrername Driver	Taira Hibiki	Koss Georg	Turney Joe	Lund Mathias	Dunner Lukas	Pylka Mateusz	Kochev Konstantin	Soever Laszlo	Kimber Mark	Chohan Tehmur	Schmidli Titus-Shanghai	Shepherd Kane
schnellste Runde in Runde	1:22,167 Rn. 5	1:22,407 Rn. 2	1:22,505 Rn. 5	1:22,993 Rn. 4	1:23,086 Rn. 4	1:23,091 Rn. 6	1:23,245 Rn. 5	1:23,327 Rn. 3	1:23,342 Rn. 4	1:23,539 Rn. 5	1:23,581 Rn. 1	1:23,877 Rn. 3
Speed	67,1 km/h	66,9 km/h	66,8 km/h	66,4 km/h	66,3 km/h	66,3 km/h	66,2 km/h	66,1 km/h	66,1 km/h	66,0 km/h	65,9 km/h	65,7 km/h
Lap 1	1:25,821	1:23,227	1:26,252	1:25,408	1:50,894	1:33,403	1:25,160	1:24,546	1:25,105	1:27,357	<u>1:23,581</u>	1:27,661
Lap 2	1:23,358	<u>1:22,407</u>	1:24,158	1:24,811	1:24,828	1:25,941	1:24,768	1:24,119	1:25,813	1:24,807	1:24,409	1:24,691
Lap 3	1:22,695	1:25,246	1:24,824	1:23,710	1:23,943	1:23,882	1:24,427	<u>1:23,327</u>	1:25,975	1:31,735	1:24,212	<u>1:23,877</u>
Lap 4	1:22,267	1:23,511	1:23,173	<u>1:22,993</u>	<u>1:23,086</u>	1:23,165	1:23,484	1:23,726	<u>1:23,342</u>	1:24,041	1:24,480	1:24,560
Lap 5	<u>1:22,167</u>	1:22,539	<u>1:22,505</u>		1:23,842	1:23,698	<u>1:23,245</u>		1:23,868	<u>1:23,539</u>	1:23,591	1:24,053
Lap 6					1:26,388	<u>1:23,091</u>						



RESULTS GRAND FINALS 2016

SARNO / ITALY, OCT. 15 - 22



Warm-Up 125 Junior MAX even

Strecke / track: 1531 started: 36 classified: 36 not classified: 0

Fahrername Driver	Lupien Samuel	Minang Perdana	Dovjak Anze	Hristov Kristiyan	Tavella Dylan	Belhocine Sebastien	Macdermid Ryan	Bouvier Yann	Okuzumi Jiei	Sorozabal Aitor	Fliter Christian	Fabani Santiago
schnellste Runde in Runde	1:24,169 Rn. 2	1:24,200 Rn. 3	1:24,261 Rn. 6	1:24,494 Rn. 3	1:24,539 Rn. 2	1:24,919 Rn. 5	1:25,076 Rn. 5	1:25,099 Rn. 1	1:25,190 Rn. 3	1:25,222 Rn. 4	1:25,286 Rn. 4	1:25,332 Rn. 2
Speed	65,5 km/h	65,5 km/h	65,4 km/h	65,2 km/h	65,2 km/h	64,9 km/h	64,8 km/h	64,8 km/h	64,7 km/h	64,7 km/h	64,6 km/h	64,6 km/h
Lap 1	1:25,865	1:25,609	1:35,953	1:26,637	1:25,248	1:26,986	1:38,713	<u>1:25,099</u>	1:26,312	1:25,767	1:25,715	1:26,812
Lap 2	<u>1:24,169</u>	1:30,151	1:25,719	1:33,455	<u>1:24,539</u>	1:25,307	1:27,814	2:11,653	1:26,565	1:32,717	1:26,409	<u>1:25,332</u>
Lap 3	1:27,212	<u>1:24,200</u>	1:24,366	<u>1:24,494</u>	1:42,765	1:26,069	1:26,635		<u>1:25,190</u>	1:25,724	1:26,150	1:25,568
Lap 4	1:24,418	1:24,362	1:24,602	1:33,790	1:25,749	1:25,120	1:26,968		1:25,693	<u>1:25,222</u>	<u>1:25,286</u>	1:25,626
Lap 5		1:24,313	1:24,690		1:25,879	<u>1:24,919</u>	<u>1:25,076</u>			1:25,320	1:25,741	
Lap 6			<u>1:24,261</u>				1:27,820					



RESULTS GRAND FINALS 2016

SARNO / ITALY, OCT. 15 - 22



Warm-Up 125 Junior MAX even

Strecke / track: 1531 started: 36 classified: 36 not classified: 0

Fahrername Driver	Morse Alec	Joerg Nico	Kuehn Erich	Leroux Romain	Payne Matthew	Morin Hannes	Brewczynski Cody	Whelan Aaron	Doerr Phil	Salmaan Hussein	Medina Lucas	Sanchez Jorge
schnellste Runde in Runde	1:25,593 Rn. 3	1:25,746 Rn. 4	1:25,772 Rn. 3	1:25,789 Rn. 5	1:26,411 Rn. 2	1:26,481 Rn. 2	1:26,601 Rn. 1	1:26,737 Rn. 5	1:26,793 Rn. 4	1:27,999 Rn. 5	1:28,862 Rn. 2	1:30,996 Rn. 2
Speed	64,4 km/h	64,3 km/h	64,3 km/h	64,2 km/h	63,8 km/h	63,7 km/h	63,6 km/h	63,5 km/h	63,5 km/h	62,6 km/h	62,0 km/h	60,6 km/h
Lap 1	1:28,083	1:28,823	1:30,421	1:27,367	1:27,511	1:27,750	<u>1:26,601</u>	1:27,694	1:31,871	1:45,532	1:34,681	1:58,082
Lap 2	1:27,847	1:27,455	1:26,019	1:27,159	<u>1:26,411</u>	<u>1:26,481</u>	2:19,587	1:28,316	1:28,147	1:39,287	<u>1:28,862</u>	<u>1:30,996</u>
Lap 3	<u>1:25,593</u>	1:27,339	<u>1:25,772</u>	1:26,922		1:28,013	1:38,441	1:26,774	1:33,650	1:32,208		1:34,738
Lap 4	1:29,336	<u>1:25,746</u>	1:26,696	1:27,431		1:26,818		1:27,101	<u>1:26,793</u>	1:33,084		
Lap 5	1:34,876		1:27,306	<u>1:25,789</u>		1:27,388		<u>1:26,737</u>		<u>1:27,999</u>		
Lap 6												



Warm-Up 125 Junior MAX even

Beste Rundenzeiten / best laptimes

Strecke / track: 1531m

Pos	Race Pos.	Str. Nr.	Fahrer driver	Vorname	NAT	Rundenzeit lap time	in R. in lap	Differenz gap first	Abstand gap	Ø Geschw. Ø speed
1	1	116	Taira	Hibiki	JPN	1:22,167	5			67,1 km/h
2	1	116	Taira	Hibiki	JPN	1:22,267	4	0:00,100	0:00,100	67,0 km/h
3	2	150	Koss	Georg	EST	1:22,407	2	0:00,240	0:00,140	66,9 km/h
4	3	126	Turney	Joe	GBR	1:22,505	5	0:00,338	0:00,098	66,8 km/h
5	2	150	Koss	Georg	EST	1:22,539	5	0:00,372	0:00,034	66,8 km/h
6	1	116	Taira	Hibiki	JPN	1:22,695	3	0:00,528	0:00,156	66,6 km/h
7	4	156	Lund	Mathias	DEN	1:22,993	4	0:00,826	0:00,298	66,4 km/h
8	5	144	Dunner	Lukas	AUT	1:23,086	4	0:00,919	0:00,093	66,3 km/h
9	6	142	Pylka	Mateusz	POL	1:23,091	6	0:00,924	0:00,005	66,3 km/h
10	6	142	Pylka	Mateusz	POL	1:23,165	4	0:00,998	0:00,074	66,3 km/h
11	3	126	Turney	Joe	GBR	1:23,173	4	0:01,006	0:00,008	66,3 km/h
12	2	150	Koss	Georg	EST	1:23,227	1	0:01,060	0:00,054	66,2 km/h
13	7	104	Kochev	Konstantin	RUS	1:23,245	5	0:01,078	0:00,018	66,2 km/h
14	8	120	Soever	Laszlo	HUN	1:23,327	3	0:01,160	0:00,082	66,1 km/h
15	9	112	Kimber	Mark	GBR	1:23,342	4	0:01,175	0:00,015	66,1 km/h
16	1	116	Taira	Hibiki	JPN	1:23,358	2	0:01,191	0:00,016	66,1 km/h
17	7	104	Kochev	Konstantin	RUS	1:23,484	4	0:01,317	0:00,126	66,0 km/h
18	2	150	Koss	Georg	EST	1:23,511	4	0:01,344	0:00,027	66,0 km/h
19	10	166	Chohan	Tehmur	UAE	1:23,539	5	0:01,372	0:00,028	66,0 km/h
20	11	108	Schmidli	Titus-Shanghai	SUI	1:23,581	1	0:01,414	0:00,042	65,9 km/h

Warm-Up 125 Junior MAX odd

Strecke / track: 1531m

started: 36 classified: 36 not classified: 0

Doc. 29

Pos	Str. Nr.	Fahrer Driver	Nation	Entrant	Nation	Runden Laps	Gesamtzeit Differenz	Abstand Gap	beste Runde best Lap	in R. in L.	o Geschw. o Speed
1	129	Charpentier, Axel	GBR	Strawberry Racing	GBR	3			1:21,391	1	67,7 km/h
2	119	Valente, Enzo	FRA	Valente Pascal	FRA	4	0:00,140	0:00,140	1:21,531	2	67,6 km/h
3	169	Settimo, Marco	ITA	G.M.Motorsport Srl	ITA	3	0:00,353	0:00,213	1:21,744	2	67,4 km/h
4	103	Ramirez, Mathias	USA	Maxspeed Group	USA	3	0:00,641	0:00,288	1:22,032	3	67,2 km/h
5	171	Kovacs, Zsombor	HUN	KMS Europe	HUN	4	0:00,670	0:00,029	1:22,061	4	67,2 km/h
6	101	D Orlando, Michael	USA	Maxspeed Group	USA	4	0:00,774	0:00,104	1:22,165	3	67,1 km/h
7	151	Pettitt, William	GBR	Tooley Motorsport	GBR	4	0:01,283	0:00,509	1:22,674	3	66,7 km/h
8	161	Cubides, Henry	COL	Racing Components	COL	4	0:01,607	0:00,324	1:22,998	2	66,4 km/h
9	147	Handsaeme, Xavier	BEL	Xavier Handsaeme	BEL	4	0:01,608	0:00,001	1:22,999	4	66,4 km/h
10	121	Jagesar, Leroy	NED	Ramdath Jagesar	NED	4	0:01,782	0:00,174	1:23,173	2	66,3 km/h
11	135	Jansson, Felix	SWE	Radne Motor AB	SWE	4	0:01,840	0:00,058	1:23,231	2	66,2 km/h
12	157	Sharma, Manav	IND	Mahesh Kumar	IND	3	0:01,946	0:00,106	1:23,337	3	66,1 km/h
13	149	Hollis, Dylan	AUS	Hollis Dylan	AUS	4	0:02,029	0:00,083	1:23,420	4	66,1 km/h
14	123	Ropanen, Roope	FIN	Jussi Laaksonenijhl Racing	FIN	4	0:02,057	0:00,028	1:23,448	2	66,0 km/h
15	125	Leppae, Lauri	FIN	Heikki Voeisoenen	FIN	4	0:02,159	0:00,102	1:23,550	4	66,0 km/h
16	165	Rosina, Michael	ITA	Sodi Kart Italia SKR	ITA	4	0:02,232	0:00,073	1:23,623	4	65,9 km/h
17	139	Sulaiman, Manuel	MEX	KR Sport UK	MEX	4	0:02,252	0:00,020	1:23,643	2	65,9 km/h
18	127	Taborsky, Pavol	SVK	Ert Racing Team	SVK	4	0:02,336	0:00,084	1:23,727	4	65,8 km/h
19	163	Pires, Mariano	POR	Eusebio Pires	POR	3	0:02,359	0:00,023	1:23,750	3	65,8 km/h
20	155	Hoggard, Johnathan	GBR	KR Sport	GBR	3	0:02,602	0:00,243	1:23,993	1	65,6 km/h
21	159	Novotny, Jakub	CZE	MS Kart Racing Team S.R.O.	CZE	4	0:02,778	0:00,176	1:24,169	2	65,5 km/h
22	111	Caldwell, Olli	GBR	KR Sport	GBR	4	0:02,830	0:00,052	1:24,221	4	65,4 km/h
23	113	Brueckner, Nicholas	USA	Maxspeed Group	USA	4	0:02,902	0:00,072	1:24,293	4	65,4 km/h
24	145	Lvov, Igor	RUS	Andriychuk Vladimir	RUS	4	0:02,940	0:00,038	1:24,331	4	65,4 km/h
25	141	Dillon, Hernan	ECU	Luis Felipe Davila Alcazar	ECU	4	0:03,032	0:00,092	1:24,423	1	65,3 km/h
26	133	Rizk, Carl	LIB	Azimut Automotive Sal	LIB	3	0:03,091	0:00,059	1:24,482	2	65,2 km/h
27	107	Lee, Chanjoon	KOR	Pino Kart Racing	KOR	4	0:03,355	0:00,264	1:24,746	2	65,0 km/h
28	109	Hardja, Prasetyo	INA	KRS Motorsports	MAS	3	0:03,792	0:00,437	1:25,183	2	64,7 km/h
29	117	Portell, Diego	CHI	Francisco Portell	CHI	3	0:03,978	0:00,186	1:25,369	2	64,6 km/h
30	153	Claude, Leonie	FRA	Jean-Marie Chauvel	FRA	3	0:04,121	0:00,143	1:25,512	2	64,5 km/h
31	167	Petersson, Lucas	UAE	Al Ain Raceway	UAE	4	0:04,779	0:00,658	1:26,170	2	64,0 km/h
32	115	O Connor, Cameron	RSA	Samantha Oconnor	RSA	4	0:04,991	0:00,212	1:26,382	2	63,8 km/h
33	131	De Alba, Andres	CAN	SRA Karting International Inc	CAN	4	0:05,193	0:00,202	1:26,584	1	63,7 km/h
34	105	Canillas, Marco	PAR	Mach 5 Karting	BRA	4	0:05,585	0:00,392	1:26,976	3	63,4 km/h
35	143	Taskinen, Matthew	CAN	SRA Karting International Inc	CAN	4	0:05,638	0:00,053	1:27,029	3	63,3 km/h
36	137	Fritzler, Otto	ARG	Edgardo Fritzler	ARG	3	0:06,555	0:00,917	1:27,946	1	62,7 km/h

Clerk of the Course: R.Brito/R.Moselli/L.Azevedo/M.Branco Race-Control:T.Lainer Race director:N.Edwards

Stewards: R.Norbury / M.Guignard / L.Roby / P.Lackman / V.Sousa / N.Giorgione

Scrutineer: P.Klaassen / E.Salmon / F.Loer / R.Jafer / J.M. Ruhani / R.Roberio

Time Keeping: KART-DATA timing service Franz Schiesler / Martin Summerer



RESULTS GRAND FINALS 2016

SARNO / ITALY, OCT. 15 - 22



Warm-Up 125 Junior MAX odd

Strecke / track: 1531

started: 36

classified: 36

not classified: 0

Fahrername Driver	Charpentier Axel	Valente Enzo	Settimo Marco	Ramirez Mathias	Kovacs Zsombor	D Orlando Michael	Pettitt William	Cubides Henry	Handsaeme Xavier	Jagesar Leroy	Jansson Felix	Sharma Manav
schnellste Runde in Runde	1:21,391 Rn. 1	1:21,531 Rn. 2	1:21,744 Rn. 2	1:22,032 Rn. 3	1:22,061 Rn. 4	1:22,165 Rn. 3	1:22,674 Rn. 3	1:22,998 Rn. 2	1:22,999 Rn. 4	1:23,173 Rn. 2	1:23,231 Rn. 2	1:23,337 Rn. 3
Speed	67,7 km/h	67,6 km/h	67,4 km/h	67,2 km/h	67,2 km/h	67,1 km/h	66,7 km/h	66,4 km/h	66,4 km/h	66,3 km/h	66,2 km/h	66,1 km/h
Lap 1	<u>1:21,391</u>	1:21,833	1:22,020	1:22,104	1:24,351	1:23,179	1:25,015	1:25,413	1:26,765	1:24,110	1:24,656	1:23,897
Lap 2	1:28,832	<u>1:21,531</u>	<u>1:21,744</u>	1:22,177	1:23,199	1:23,185	1:23,553	<u>1:22,998</u>	1:23,626	<u>1:23,173</u>	<u>1:23,231</u>	1:23,376
Lap 3	1:21,444	1:21,563	1:22,323	<u>1:22,032</u>	1:23,086	<u>1:22,165</u>	<u>1:22,674</u>	1:24,072	1:23,559	1:23,230	1:24,745	<u>1:23,337</u>
Lap 4		1:21,574			<u>1:22,061</u>	1:28,573	1:23,452	1:23,440	<u>1:22,999</u>	1:23,557	1:23,442	



RESULTS GRAND FINALS 2016

SARNO / ITALY, OCT. 15 - 22



Warm-Up 125 Junior MAX odd

Strecke / track: 1531 started: 36 classified: 36 not classified: 0

Fahrername Driver	Hollis Dylan	Ropanen Roope	Leppae Lauri	Rosina Michael	Sulaiman Manuel	Taborsky Pavol	Pires Mariano	Hoggard Johnathan	Novotny Jakub	Caldwell Olli	Brueckner Nicholas	Lvov Igor
schnellste Runde in Runde	1:23,420 Rn. 4	1:23,448 Rn. 2	1:23,550 Rn. 4	1:23,623 Rn. 4	1:23,643 Rn. 2	1:23,727 Rn. 4	1:23,750 Rn. 3	1:23,993 Rn. 1	1:24,169 Rn. 2	1:24,221 Rn. 4	1:24,293 Rn. 4	1:24,331 Rn. 4
Speed	66,1 km/h	66,0 km/h	66,0 km/h	65,9 km/h	65,9 km/h	65,8 km/h	65,8 km/h	65,6 km/h	65,5 km/h	65,4 km/h	65,4 km/h	65,4 km/h
Lap 1	1:24,821	1:24,318	1:24,099	1:25,020	1:24,086	1:25,645	1:33,846	<u>1:23,993</u>	1:25,681	1:25,837	1:25,330	1:31,055
Lap 2	1:23,665	<u>1:23,448</u>	1:24,071	1:24,232	<u>1:23,643</u>	1:25,636	1:23,788	1:25,044	<u>1:24,169</u>	1:24,707	1:25,082	1:24,659
Lap 3	1:23,866	1:24,092	1:24,417	1:25,053	1:30,957	1:24,552	<u>1:23,750</u>	1:24,724	1:25,908	1:25,094	1:24,750	1:26,293
Lap 4	<u>1:23,420</u>	1:26,089	<u>1:23,550</u>	<u>1:23,623</u>	1:34,224	<u>1:23,727</u>			1:24,615	<u>1:24,221</u>	<u>1:24,293</u>	<u>1:24,331</u>



RESULTS GRAND FINALS 2016

SARNO / ITALY, OCT. 15 - 22



Warm-Up 125 Junior MAX odd

Strecke / track: 1531 started: 36 classified: 36 not classified: 0

Fahrername Driver	Dillon Hernan	Rizk Carl	Lee Chanjoon	Hardja Prasetyo	Portell Diego	Claude Leonie	Petersson Lucas	O Connor Cameron	De Alba Andres	Canillas Marco	Taskinen Matthew	Fritzler Otto
schnellste Runde in Runde	1:24,423 Rn. 1	1:24,482 Rn. 2	1:24,746 Rn. 2	1:25,183 Rn. 2	1:25,369 Rn. 2	1:25,512 Rn. 2	1:26,170 Rn. 2	1:26,382 Rn. 2	1:26,584 Rn. 1	1:26,976 Rn. 3	1:27,029 Rn. 3	1:27,946 Rn. 1
Speed	65,3 km/h	65,2 km/h	65,0 km/h	64,7 km/h	64,6 km/h	64,5 km/h	64,0 km/h	63,8 km/h	63,7 km/h	63,4 km/h	63,3 km/h	62,7 km/h
Lap 1	<u>1:24,423</u>	1:28,734	1:28,767	1:26,755	1:26,508	1:26,333	1:29,468	1:27,531	<u>1:26,584</u>	1:27,631	1:35,816	<u>1:27,946</u>
Lap 2	1:28,923	<u>1:24,482</u>	<u>1:24,746</u>	<u>1:25,183</u>	<u>1:25,369</u>	<u>1:25,512</u>	<u>1:26,170</u>	<u>1:26,382</u>	1:27,287	1:28,514	1:28,189	1:57,581
Lap 3	1:26,166	1:34,229	1:26,122	1:30,620	1:44,494	1:25,696	1:32,507	1:26,883	1:27,155	<u>1:26,976</u>	<u>1:27,029</u>	1:46,171
Lap 4	1:26,222		1:25,070				1:30,501	1:27,358	1:30,760	1:31,831	1:28,314	



Warm-Up 125 Junior MAX odd

Beste Rundenzeiten / best laptimes

Strecke / track: 1531m

Pos	Race Pos.	Str. Nr.	Fahrer driver	Vorname	NAT	Rundenzeit lap time	in R. in lap	Differenz gap first	Abstand gap	Ø Geschw. Ø speed
1	1	129	Charpentier	Axel	GBR	1:21,391	1			67,7 km/h
2	1	129	Charpentier	Axel	GBR	1:21,444	3	0:00,053	0:00,053	67,7 km/h
3	2	119	Valente	Enzo	FRA	1:21,531	2	0:00,140	0:00,087	67,6 km/h
4	2	119	Valente	Enzo	FRA	1:21,563	3	0:00,172	0:00,032	67,6 km/h
5	2	119	Valente	Enzo	FRA	1:21,574	4	0:00,183	0:00,011	67,6 km/h
6	3	169	Settimo	Marco	ITA	1:21,744	2	0:00,353	0:00,170	67,4 km/h
7	2	119	Valente	Enzo	FRA	1:21,833	1	0:00,442	0:00,089	67,4 km/h
8	3	169	Settimo	Marco	ITA	1:22,020	1	0:00,629	0:00,187	67,2 km/h
9	4	103	Ramirez	Mathias	USA	1:22,032	3	0:00,641	0:00,012	67,2 km/h
10	5	171	Kovacs	Zsombor	HUN	1:22,061	4	0:00,670	0:00,029	67,2 km/h
11	4	103	Ramirez	Mathias	USA	1:22,104	1	0:00,713	0:00,043	67,1 km/h
12	6	101	D Orlando	Michael	USA	1:22,165	3	0:00,774	0:00,061	67,1 km/h
13	4	103	Ramirez	Mathias	USA	1:22,177	2	0:00,786	0:00,012	67,1 km/h
14	3	169	Settimo	Marco	ITA	1:22,323	3	0:00,932	0:00,146	67,0 km/h
15	7	151	Pettitt	William	GBR	1:22,674	3	0:01,283	0:00,351	66,7 km/h
16	8	161	Cubides	Henry	COL	1:22,998	2	0:01,607	0:00,324	66,4 km/h
17	9	147	Handsaeme	Xavier	BEL	1:22,999	4	0:01,608	0:00,001	66,4 km/h
18	5	171	Kovacs	Zsombor	HUN	1:23,086	3	0:01,695	0:00,087	66,3 km/h
19	10	121	Jagesar	Leroy	NED	1:23,173	2	0:01,782	0:00,087	66,3 km/h
20	6	101	D Orlando	Michael	USA	1:23,179	1	0:01,788	0:00,006	66,3 km/h



Race 2 Qualifying Heat 2 125 Junior MAX C + D

NEU - NEW

Strecke / track: 1531m
 started: 36 classified: 34 not classified: 2

class: 125 Junior MAX C + D
 excluded: 2

fastest Lap Ramirez, Mathias at: 1:03,144
 Doc. 22.4

Pos	Str. Nr.	Fahrer Driver	Nation	Entrant	Nation	Runden Laps	Points	Gesamtzeit Differenz	Abstand Gap	beste Runde best Lap	in R. in L.	Ø Geschw. Ø Speed
1	116	Taira, Hibiki	JPN	Eiko Japan	JPN	8	0	8:38,856		1:04,080	5	85 km/h 86 km/h
2	108	Schmidli, Titus-Shanghai	SUI	Coles Racing International Karting Distribution	GBR	8	2	8:39,136 0:00,280	0:00,280	1:03,928	5	84,9 km/h 86,2 km/h
3	110	Brewczynski, Cody	AUS		AUS	8	3	8:39,172 0:00,316	0:00,036	1:03,562	7	84,9 km/h 86,7 km/h
4	142	Pylka, Mateusz	POL	Uniq Racing	POL	8	4	8:40,126 0:01,270	0:00,954	1:03,616	5	84,8 km/h 86,6 km/h
5	120	Soever, Laszlo	HUN	ERT Racing Team	HUN	8	5	8:40,446 0:01,590	0:00,320	1:03,262	6	84,7 km/h 87,1 km/h
6	114	Okuzumi, Jiei	JPN	KP Buzz	JPN	8	6	8:40,706 0:01,850	0:00,260	1:03,782	8	84,7 km/h 86,4 km/h
7	111	Caldwell, Olli	GBR	KR Sport	GBR	8	7	8:40,796 0:01,940	0:00,090	1:03,203	6	84,7 km/h 87,2 km/h
8	103	Ramirez, Mathias	USA	Maxspeed Group	USA	8	8	8:41,713 0:02,857	0:00,917	1:03,144	6	84,5 km/h 87,3 km/h
9	160	Dovjak, Anze	SLO	Sportstil Akk	SLO	8	9	8:42,093 0:03,237	0:00,380	1:03,381	7	84,5 km/h 87 km/h
10	107	Lee, Chanjoon	KOR	Pino Kart Racing	KOR	8	10	8:43,102 0:04,246	0:01,009	1:03,250	8	84,3 km/h 87,1 km/h
11	123	Ropanen, Roope	FIN	Jussi Laaksonenjt Racing	FIN	8	11	8:43,502 0:04,646	0:00,400	1:03,739	7	84,2 km/h 86,5 km/h
12	167	Petersson, Lucas	UAE	Al Ain Raceway	UAE	8	12	8:44,205 0:05,349	0:00,703	1:03,330	8	84,1 km/h 87 km/h
13	156	Lund, Mathias	DEN	Robert Schluensen	DEN	8	13	8:46,735 0:07,879	0:02,530	1:03,631	8	83,7 km/h 86,6 km/h
14	168	Doerr, Phil	GER	CRG Performance	GER	8	14	8:47,553 0:08,697	0:00,818	1:04,287	6	83,6 km/h 85,7 km/h
15	155	Hoggard, Johnathan	GBR	KR Sport	GBR	8	15	8:48,749 0:09,893	0:01,196	1:03,458	7	83,4 km/h 86,9 km/h
16	148	Morin, Hannes	SWE	Radne Motor	SWE	8	16	8:49,358 0:10,502	0:00,609	1:03,616	7	83,3 km/h 86,6 km/h
17	117	Portell, Diego	CHI	Francisco Portell	CHI	8	17	8:49,757 0:10,901	0:00,399	1:04,055	5	83,2 km/h 86 km/h
18	145	Lvov, Igor	RUS	Andriychuk Vladimir	RUS	8	18	8:50,310 0:11,454	0:00,553	1:03,414	7	83,1 km/h 86,9 km/h
19	127	Taborsky, Pavol	SVK	Ert Racing Team	SVK	8	19	8:50,788 0:11,932	0:00,478	1:03,605	5	83,1 km/h 86,7 km/h
20	157	Sharma, Manav	IND	Mahesh Kumar	IND	8	20	8:53,382 0:14,526	0:02,594	1:03,902	8	82,7 km/h 86,3 km/h
21	133	Rizk, Carl	LIB	Azimat Automotive Sal	LIB	8	21	8:54,670 0:15,814	0:01,288	1:03,347	6	82,5 km/h 87 km/h
22	121	Jagesar, Leroy	NED	Ramdath Jagesar	NED	8	22	8:57,124 0:18,268	0:02,454	1:03,632	7	82,1 km/h 86,6 km/h
23	118	Payne, Matthew	NZL	Payne Gary	NZL	8	23	8:57,897 0:19,041	0:00,773	1:04,058	6	82 km/h 86 km/h
24	170	Salmaan, Hussein	EGY	Ghibli Raceway Egypt	EGY	8	24	8:59,883 0:21,027	0:01,986	1:04,981	8	81,7 km/h 84,8 km/h
25	164	Medina, Lucas	COL	Racing Components	COL	8	25	9:00,278 0:21,422	0:00,395	1:03,848	6	81,6 km/h 86,3 km/h
26	137	Fritzler, Otto	ARG	Edgardo Fritzler	ARG	8	26	9:03,325 0:24,469	0:03,047	1:04,135	8	81,2 km/h 85,9 km/h
27	113	Brueckner, Nicholas	USA	Maxspeed Group	USA	8	27	9:03,584 0:24,728	0:00,259	1:03,377	8	81,1 km/h 87 km/h
28	140	Sanchez, Jorge	MEX	Roberto Elizondo	MEX	8	28	9:07,616 0:28,760	0:04,032	1:04,503	8	80,5 km/h 85,4 km/h
29	136	Whelan, Aaron	IRL	Whelan Aaron	IRL	8	29	9:08,846 0:29,990	0:01,230	1:05,270	7	80,3 km/h 84,4 km/h
30	150	Koss, Georg	EST	TGT Racing	EST	8	30	9:10,734 0:31,878	0:01,888	1:05,486	7	80,1 km/h 84,2 km/h
31	109	Hardja, Prassetyo	INA	KRS Motorsports	MAS	8	31	9:12,379 0:33,523	0:01,645	1:06,394	8	79,8 km/h 83 km/h
32	141	Dillon, Hernan	ECU	Luis Felipe Davila Alcazar	ECU	8	32	9:15,314 0:36,458	0:02,935	1:04,393	8	79,4 km/h 85,6 km/h
33	128	Leroux, Romain	SIN	KRS Motorsports	MAS	8	33	9:18,745 0:39,889	0:03,431	1:04,420	7	78,9 km/h 85,6 km/h









Race 2 Qualifying Heat 2 125 Junior MAX C + D

Strecke / track: 1531m
 started: 36 classified: 34 not classified: 2

class: 125 Junior MAX C + D
 excluded: 2

fastest Lap Ramirez, Mathias at: 1:03,144
 Doc. 22.4

NEU - NEW

Pos	Str. Nr.	Fahrer Driver	Nation	Entrant	Nation	Runden Laps	Points	Gesamtzeit Differenz	Abstand Gap	beste Runde best Lap	in R. in L.	Ø Geschw. Ø Speed
34	146	Joerg, Nico	AUT 	KSCA Sodi Austria Team	AUT 	0	34	7:11,796 8 R	8 R			
	138	Morse, Alec	AUS 	Morse Alec	AUS 		38	EXCLUDED				
	154	Kuehn, Erich	EST 	AGS Racing	EST 		38	EXCLUDED				

StNr. 113,133,137 10 sec penalty
 StNr. 155,164,140,128,141 10 sec penalty Frontfairing
 StNr. 138, 154 Exclusion

Clerk of the Course: R.Brito/R.Moselli/L.Azevedo/M.Branco Race-Control:T.Lainer Race director:N.Edwards
 Stewards: R.Norbury / M.Guignard / L.Roby / P.Lackman / V.Sousa / N.Giorgione
 Scrutineer: P.Klaassen / E.Salmon / F.Loer / R.Jafer / J.M. Ruhani / R.Roberio
 Time Keeping: KART-DATA timing service Franz Schieszler / Martin Summerer

Zeitnahme / timekeeping

Schieszler
 Franz Schieszler

gedruckt um / printed at: 17:44:09



RESULTS GRAND FINALS 2016

SARNO / ITALY, OCT. 15 - 22



Race 2 Qualifying Heat 2 125 Junior MAX C + D

Strecke / track: 1531

Fahrername Driver	Taira Hibiki	Schmidli Titus-Shanghai	Brewczynski Cody	Pylka Mateusz	Soever Laszlo	Okuzumi Jiei	Caldwell Olli	Ramirez Mathias	Dovjak Anze	Lee Chanjoon	Ropanen Roope	Petersson Lucas
schnellste Runde in Runde	1:04,080 Rn. 5	1:03,928 Rn. 5	1:03,562 Rn. 7	1:03,616 Rn. 5	1:03,262 Rn. 6	1:03,782 Rn. 8	1:03,203 Rn. 6	1:03,144 Rn. 6	1:03,381 Rn. 7	1:03,250 Rn. 8	1:03,739 Rn. 7	1:03,330 Rn. 8
Speed	86,0 km/h	86,2 km/h	86,7 km/h	86,6 km/h	87,1 km/h	86,4 km/h	87,2 km/h	87,3 km/h	87,0 km/h	87,1 km/h	86,5 km/h	87,0 km/h
Lap 1	1:06,103	1:06,344	1:08,076	1:07,062	1:09,689	1:07,675	1:10,217	1:09,607	1:09,284	1:10,329	1:08,933	1:10,480
Lap 2	1:05,194	1:05,084	1:05,465	1:05,054	1:05,275	1:05,175	1:04,991	1:06,289	1:04,797	1:06,199	1:05,195	1:06,005
Lap 3	1:04,895	1:05,011	1:04,456	1:04,971	1:05,103	1:04,310	1:05,408	1:04,291	1:05,851	1:05,325	1:06,656	1:06,338
Lap 4	1:04,212	1:04,228	1:03,884	1:04,085	1:03,960	1:04,444	1:03,791	1:04,427	1:04,451	1:04,093	1:05,385	1:04,985
Lap 5	<u>1:04,080</u>	<u>1:03,928</u>	1:03,756	<u>1:03,616</u>	1:03,414	1:03,852	1:03,433	1:03,221	1:03,786	1:03,637	1:04,008	1:03,367
Lap 6	1:04,921	1:04,250	1:04,796	1:05,760	<u>1:03,262</u>	1:04,767	<u>1:03,203</u>	<u>1:03,144</u>	1:03,656	1:03,323	1:03,822	1:03,336
Lap 7	1:04,098	1:04,204	<u>1:03,562</u>	1:03,762	1:03,867	1:05,101	1:04,358	1:03,478	<u>1:03,381</u>	1:03,680	<u>1:03,739</u>	1:03,748
Lap 8	1:04,177	1:04,682	1:03,671	1:04,297	1:03,619	<u>1:03,782</u>	1:03,791	1:04,276	1:04,422	<u>1:03,250</u>	1:03,804	<u>1:03,330</u>



RESULTS GRAND FINALS 2016

SARNO / ITALY, OCT. 15 - 22



Race 2 Qualifying Heat 2 125 Junior MAX C + D

Strecke / track: 1531

Fahrername Driver	Lund Mathias	Doerr Phil	Hoggard Johnathan	Morin Hannes	Portell Diego	Lvov Igor	Taborsky Pavol	Sharma Manav	Rizk Carl	Jagesar Leroy	Payne Matthew	Salmaan Hussein
schnellste Runde in Runde	1:03,631 Rn. 8	1:04,287 Rn. 6	1:03,458 Rn. 7	1:03,616 Rn. 7	1:04,055 Rn. 5	1:03,414 Rn. 7	1:03,605 Rn. 5	1:03,902 Rn. 8	1:03,347 Rn. 6	1:03,632 Rn. 7	1:04,058 Rn. 6	1:04,981 Rn. 8
Speed	86,6 km/h	85,7 km/h	86,9 km/h	86,6 km/h	86,0 km/h	86,9 km/h	86,7 km/h	86,3 km/h	87,0 km/h	86,6 km/h	86,0 km/h	84,8 km/h
Lap 1	1:09,903	1:08,776	1:08,390	1:11,625	1:11,486	1:10,123	1:09,519	1:13,421	1:10,515	1:11,342	1:09,994	1:09,498
Lap 2	1:07,311	1:05,464	1:04,808	1:07,539	1:06,157	1:06,895	1:13,319	1:05,633	1:06,209	1:15,963	1:15,542	1:06,054
Lap 3	1:05,947	1:06,871	1:04,139	1:05,496	1:05,406	1:07,626	1:05,973	1:06,218	1:06,193	1:05,910	1:06,472	1:05,730
Lap 4	1:05,231	1:05,149	1:03,972	1:04,150	1:05,798	1:06,072	1:05,035	1:04,887	1:04,340	1:04,433	1:05,063	1:07,386
Lap 5	1:04,102	1:04,344	1:03,572	1:05,166	<u>1:04,055</u>	1:03,795	<u>1:03,605</u>	1:04,363	1:03,498	1:04,329	1:05,312	1:05,380
Lap 6	1:04,138	<u>1:04,287</u>	1:04,184	1:04,345	1:04,124	1:04,052	1:03,984	1:05,803	<u>1:03,347</u>	1:03,852	<u>1:04,058</u>	1:05,203
Lap 7	1:03,974	1:06,004	<u>1:03,458</u>	<u>1:03,616</u>	1:04,484	<u>1:03,414</u>	1:03,611	1:04,261	1:03,701	<u>1:03,632</u>	1:04,299	1:05,426
Lap 8	<u>1:03,631</u>	1:04,676	1:04,539	1:05,154	1:04,588	1:05,984	1:03,678	<u>1:03,902</u>	1:03,388	1:03,689	1:04,988	<u>1:04,981</u>



RESULTS GRAND FINALS 2016

SARNO / ITALY, OCT. 15 - 22



Race 2 Qualifying Heat 2 125 Junior MAX C + D

Strecke / track: 1531

Fahrername Driver	Medina Lucas	Fritzler Otto	Brueckner Nicholas	Sanchez Jorge	Whelan Aaron	Koss Georg	Hardja Prasetyo	Dillon Hernan	Leroux Romain	Joerg Nico	Morse Alec	Kuehn Erich
schnellste Runde in Runde	1:03,848 Rn. 6	1:04,135 Rn. 8	1:03,377 Rn. 8	1:04,503 Rn. 8	1:05,270 Rn. 7	1:05,486 Rn. 7	1:06,394 Rn. 8	1:04,393 Rn. 8	1:04,420 Rn. 7			
Speed	86,3 km/h	85,9 km/h	87,0 km/h	85,4 km/h	84,4 km/h	84,2 km/h	83,0 km/h	85,6 km/h	85,6 km/h			
Lap 1	1:11,835	1:10,879	1:10,081	1:12,534	1:11,862	1:23,103	1:15,462	1:13,328	1:17,076			
Lap 2	1:06,596	1:08,417	1:07,240	1:06,309	1:06,826	1:07,058	1:09,253	1:06,697	1:05,419			
Lap 3	1:05,170	1:05,260	1:05,744	1:06,176	1:06,668	1:06,966	1:08,555	1:06,778	1:15,656			
Lap 4	1:04,123	1:06,839	1:04,286	1:05,897	1:07,457	1:06,062	1:07,078	1:06,576	1:06,093			
Lap 5	1:04,112	1:05,084	1:03,548	1:05,596	1:13,656	1:05,810	1:06,803	1:13,511	1:04,688			
Lap 6	<u>1:03,848</u>	1:05,453	1:03,389	1:05,182	1:05,987	1:07,460	1:07,437	1:04,700	1:06,429			
Lap 7	1:04,234	1:04,413	1:13,194	1:05,848	<u>1:05,270</u>	<u>1:05,486</u>	1:06,684	1:04,780	<u>1:04,420</u>			
Lap 8	1:06,369	<u>1:04,135</u>	<u>1:03,377</u>	<u>1:04,503</u>	1:06,366	1:05,669	<u>1:06,394</u>	<u>1:04,393</u>	1:05,366			



Race 2 Qualifying Heat 2 125 Junior MAX C + D

Beste Rundenzeiten / best lap times

Strecke / track: 1531m

Pos	Race Pos.	Str. Nr.	Fahrer driver	Vorname	NAT	Rundenzeit lap time	in R. in lap	Differenz gap first	Abstand gap	Ø Geschw. Ø speed
1	8	103	Ramirez	Mathias	USA	1:03,144	6			87,3 km/h
2	7	111	Caldwell	Olli	GBR	1:03,203	6	0:00,059	0:00,059	87,2 km/h
3	8	103	Ramirez	Mathias	USA	1:03,221	5	0:00,077	0:00,018	87,2 km/h
4	10	107	Lee	Chanjoon	KOR	1:03,250	8	0:00,106	0:00,029	87,1 km/h
5	5	120	Soever	Laszlo	HUN	1:03,262	6	0:00,118	0:00,012	87,1 km/h
6	10	107	Lee	Chanjoon	KOR	1:03,323	6	0:00,179	0:00,061	87,0 km/h
7	12	167	Petersson	Lucas	UAE	1:03,330	8	0:00,186	0:00,007	87,0 km/h
8	12	167	Petersson	Lucas	UAE	1:03,336	6	0:00,192	0:00,006	87,0 km/h
9	21	133	Rizk	Carl	LIB	1:03,347	6	0:00,203	0:00,011	87,0 km/h
10	12	167	Petersson	Lucas	UAE	1:03,367	5	0:00,223	0:00,020	87,0 km/h
11	27	113	Brueckner	Nicholas	USA	1:03,377	8	0:00,233	0:00,010	87,0 km/h
12	9	160	Dovjak	Anze	SLO	1:03,381	7	0:00,237	0:00,004	87,0 km/h
13	21	133	Rizk	Carl	LIB	1:03,388	8	0:00,244	0:00,007	87,0 km/h
14	27	113	Brueckner	Nicholas	USA	1:03,389	6	0:00,245	0:00,001	86,9 km/h
15	5	120	Soever	Laszlo	HUN	1:03,414	5	0:00,270	0:00,025	86,9 km/h
16	18	145	Lvov	Igor	RUS	1:03,414	7	0:00,270	0:00,000	86,9 km/h
17	7	111	Caldwell	Olli	GBR	1:03,433	5	0:00,289	0:00,019	86,9 km/h
18	15	155	Hoggard	Johnathan	GBR	1:03,458	7	0:00,314	0:00,025	86,9 km/h
19	8	103	Ramirez	Mathias	USA	1:03,478	7	0:00,334	0:00,020	86,8 km/h
20	21	133	Rizk	Carl	LIB	1:03,498	5	0:00,354	0:00,020	86,8 km/h



Race 1 Qualifying Heat 1 125 Junior MAX A + B

NEU - NEW

Strecke / track: 1531m

class: 125 Junior A

fastest Lap Turney, Joe at: 1:03,933

started: 36 classified: 36 not classified: 0

Doc. 21.2

Pos	Str. Nr.	Fahrer Driver	Nation	Entrant	Nation	Runden Laps	Points	Gesamtzeit Differenz	Abstand Gap	beste Runde best Lap	in R. in L.	Ø Geschw. Ø Speed
1	132	Macdermid, Ryan	CAN	SRA Karting International Inc	CAN	8	0	9:11,663		1:04,638	7	79,9 km/h 85,3 km/h
2	130	Lupien, Samuel	CAN	SRA Karting International Inc	CAN	8	2	9:12,002 0:00,339	0:00,339	1:04,120	7	79,9 km/h 86 km/h
3	129	Charpentier, Axel	GBR	Strawberry Racing	GBR	8	3	9:14,502 0:02,839	0:02,500	1:04,517	7	79,5 km/h 85,4 km/h
4	165	Rosina, Michael	ITA	Sodi Kart Italia SKR	ITA	8	4	9:14,964 0:03,301	0:00,462	1:04,181	7	79,5 km/h 85,9 km/h
5	172	Minang, Perdana	INA	Starwberry Racing	GBR	8	5	9:15,852 0:04,189	0:00,888	1:04,228	7	79,3 km/h 85,8 km/h
6	169	Settimo, Marco	ITA	G.M.Motorsport Srl	ITA	8	6	9:15,929 0:04,266	0:00,077	1:04,419	5	79,3 km/h 85,6 km/h
7	122	Sorozabal, Aitor	ESP	Andry Honta	ESP	8	7	9:16,273 0:04,610	0:00,344	1:04,665	5	79,3 km/h 85,2 km/h
8	166	Chohan, Tehmur	UAE	Al Ain Raceway	UAE	8	8	9:16,636 0:04,973	0:00,363	1:05,040	6	79,2 km/h 84,7 km/h
9	144	Dunner, Lukas	AUT	VPDR	AUT	8	9	9:17,315 0:05,652	0:00,679	1:05,370	6	79,1 km/h 84,3 km/h
10	151	Pettitt, William	GBR	Tooley Motorsport	GBR	8	10	9:17,725 0:06,062	0:00,410	1:04,157	7	79,1 km/h 85,9 km/h
11	171	Kovacs, Zsombor	HUN	KMS Europe	HUN	8	11	9:18,268 0:06,605	0:00,543	1:05,373	6	79 km/h 84,3 km/h
12	125	Leppae, Lauri	FIN	Heikki Vaisaenen	FIN	8	12	9:23,128 0:11,465	0:04,860	1:05,177	7	78,3 km/h 84,6 km/h
13	101	D Orlando, Michael	USA	Maxspeed Group	USA	8	13	9:23,480 0:11,817	0:00,352	1:05,050	7	78,3 km/h 84,7 km/h
14	163	Pires, Mariano	POR	Eusebio Pires	POR	8	14	9:23,590 0:11,927	0:00,110	1:05,317	7	78,2 km/h 84,4 km/h
15	147	Handsaeame, Xavier	BEL	Xavier Handsaeme	BEL	8	15	9:23,737 0:12,074	0:00,147	1:05,343	7	78,2 km/h 84,3 km/h
16	162	Fliter, Christian	BRA	Mach 5 Karting	BRA	8	16	9:24,860 0:13,197	0:01,123	1:04,170	7	78,1 km/h 85,9 km/h
17	153	Claude, Leonie	FRA	Jean-Marie Chauvel	FRA	8	17	9:24,871 0:13,208	0:00,011	1:05,630	8	78,1 km/h 84 km/h
18	104	Kochev, Konstantin	RUS	Andriychuk Vladimir	RUS	8	18	9:25,390 0:13,727	0:00,519	1:05,252	7	78 km/h 84,5 km/h
19	134	Fabani, Santiago	ARG	Mariano Fabani	ARG	8	19	9:26,434 0:14,771	0:01,044	1:05,378	7	77,8 km/h 84,3 km/h
20	126	Turney, Joe	GBR	KR Sport	GBR	8	20	9:26,720 0:15,057	0:00,286	1:03,933	7	77,8 km/h 86,2 km/h
21	105	Canillas, Marco	PAR	Mach 5 Karting	BRA	8	21	9:27,007 0:15,344	0:00,287	1:05,902	7	77,8 km/h 83,6 km/h
22	149	Hollis, Dylan	AUS	Hollis Dylan	AUS	8	22	9:27,377 0:15,714	0:00,370	1:04,327	7	77,7 km/h 85,7 km/h
23	158	Belhocine, Sebastien	CZE	Praga Czech Racing Team S.R.O.	CZE	8	23	9:27,465 0:15,802	0:00,088	1:04,969	6	77,7 km/h 84,8 km/h
24	102	Tavella, Dylan	USA	Maxspeed Group	USA	8	24	9:27,597 0:15,934	0:00,132	1:04,952	6	77,7 km/h 84,9 km/h
25	152	Hristov, Kristiyan	BUL	Dedrax	BUL	8	25	9:29,094 0:17,431	0:01,497	1:06,230	7	77,5 km/h 83,2 km/h
26	159	Novotny, Jakub	CZE	MS Kart Racing Team S.R.O.	CZE	8	26	9:29,234 0:17,571	0:00,140	1:04,246	7	77,5 km/h 85,8 km/h
27	161	Cubides, Henry	COL	Racing Components	COL	8	27	9:32,663 0:21,000	0:03,429	1:04,913	8	77 km/h 84,9 km/h
28	119	Valente, Enzo	FRA	Valente Pascal	FRA	8	28	9:33,320 0:21,657	0:00,657	1:04,381	7	76,9 km/h 85,6 km/h
29	115	O Connor, Cameron	RSA	Samantha Oconnor	RSA	8	29	9:34,835 0:23,172	0:01,515	1:05,790	8	76,7 km/h 83,8 km/h
30	124	Bouvier, Yann	FRA	Bouvier David	FRA	8	30	9:34,912 0:23,249	0:00,077	1:06,311	8	76,7 km/h 83,1 km/h
31	112	Kimber, Mark	GBR	Starwberry Racing	GBR	8	31	9:35,854 0:24,191	0:00,942	1:04,793	7	76,6 km/h 85,1 km/h
32	106	Shepherd, Kane	THA	KRS Motorsports	MAS	8	32	9:37,629 0:25,966	0:01,775	1:04,934	7	76,3 km/h 84,9 km/h
33	135	Jansson, Felix	SWE	Radne Motor AB	SWE	8	33	9:38,868 0:27,205	0:01,239	1:05,480	6	76,2 km/h 84,2 km/h



Race 1 Qualifying Heat 1 125 Junior MAX A + B

Strecke / track: 1531m
started: 36 classified: 36 not classified: 0

class: 125 Junior MAX A + B

NEU - NEW

fastest Lap Turney, Joe at: 1:03,933
Doc. 21.2

Pos	Str. Nr.	Fahrer Driver	Nation	Entrant	Nation	Runden Laps	Points	Gesamtzeit Differenz	Abstand Gap	beste Runde best Lap	in R. in L.	Ø Geschw. Ø Speed
34	143	Taskinen, Matthew	CAN	SRA Karting International Inc	CAN	8	34	9:42,088 0:30,425	0:03,220	1:05,723	7	75,7 km/h 83,9 km/h
35	131	De Alba, Andres	CAN	SRA Karting International Inc	CAN	6	35	7:21,268 2 R	2 R	1:08,107	6	74,9 km/h 80,9 km/h
36	139	Sulaiman, Manuel	MEX	KR Sport UK	MEX	0	36	0:03,937 8 R	6 R			

StNr. 104 3 sec penalty false start

StNr. 102,126,158,119,115,112,124,106,135,162 10 sec penalty Frontfairing

Clerk of the Course: R.Brito/R.Moselli/L.Azevedo/M.Branco Race-Control:T.Lainer Race director:N.Edwards

Stewards: R.Norbury / M.Guignard / L.Roby / P.Lackman / V.Sousa / N.Giorgione

Scrutineer: P.Klaassen / E.Salmon / F.Loeur / R.Jafer / J.M. Ruhani / R.Roberio

Time Keeping: KART-DATA timing service Franz Schieszler / Martin Summerer

Zeitnahme / timekeeping

control
Schieszler
Franz Schieszler

gedruckt um / printed at: 08:15:35



RESULTS GRAND FINALS 2016

SARNO / ITALY, OCT. 15 - 22



Race 1 Qualifying Heat 1 125 Junior MAX A + B

Strecke / track: 1531

Fahrername Driver	Macdermid Ryan	Lupien Samuel	Charpentier Axel	Rosina Michael	Minang Perdana	Settimo Marco	Soroazabal Aitor	Chohan Tehmur	Dunner Lukas	Pettitt William	Kovacs Zsombor	Leppae Lauri
schnellste Runde in Runde	1:04,638 Rn. 7	1:04,120 Rn. 7	1:04,517 Rn. 7	1:04,181 Rn. 7	1:04,228 Rn. 7	1:04,419 Rn. 5	1:04,665 Rn. 5	1:05,040 Rn. 6	1:05,370 Rn. 6	1:04,157 Rn. 7	1:05,373 Rn. 6	1:05,177 Rn. 7
Speed	85,3 km/h	86,0 km/h	85,4 km/h	85,9 km/h	85,8 km/h	85,6 km/h	85,2 km/h	84,7 km/h	84,3 km/h	85,9 km/h	84,3 km/h	84,6 km/h
Lap 1	1:07,647	1:10,001	1:09,667	1:07,673	1:08,576	1:07,615	1:07,978	1:10,196	1:09,951	1:10,425	1:11,169	1:11,036
Lap 2	1:12,864	1:11,349	1:11,772	1:12,739	1:12,737	1:12,625	1:12,491	1:11,622	1:11,398	1:11,731	1:11,007	1:11,319
Lap 3	1:23,204	1:23,106	1:22,572	1:23,206	1:23,143	1:23,285	1:23,354	1:22,641	1:22,948	1:22,329	1:22,918	1:22,446
Lap 4	1:05,705	1:06,423	1:06,766	1:06,062	1:06,665	1:06,652	1:05,849	1:06,761	1:06,809	1:08,728	1:06,056	1:09,052
Lap 5	1:04,914	1:04,578	1:05,022	1:04,443	1:04,578	1:04,419	1:04,665	1:05,878	1:05,808	1:07,094	1:05,701	1:06,852
Lap 6	1:05,601	1:05,610	1:05,974	1:05,618	1:06,499	1:05,136	1:07,971	1:05,040	1:05,370	1:04,698	1:05,373	1:05,760
Lap 7	1:04,638	1:04,120	1:04,517	1:04,181	1:04,228	1:05,034	1:06,775	1:06,170	1:07,066	1:04,157	1:05,433	1:05,177
Lap 8	1:05,507	1:05,080	1:05,795	1:08,707	1:07,792	1:09,494	1:05,382	1:05,990	1:05,947	1:04,604	1:08,397	1:07,313



RESULTS GRAND FINALS 2016

SARNO / ITALY, OCT. 15 - 22



Race 1 Qualifying Heat 1 125 Junior MAX A + B

Strecke / track: 1531

Fahrername Driver	D Orlando Michael	Pires Mariano	Handsaeme Xavier	Fliter Christian	Claude Leonie	Kochev Konstantin	Fabani Santiago	Turney Joe	Canillas Marco	Hollis Dylan	Belhocine Sebastien	Tavella Dylan
schnellste Runde in Runde	1:05,050 Rn. 7	1:05,317 Rn. 7	1:05,343 Rn. 7	1:04,170 Rn. 7	1:05,630 Rn. 8	1:05,252 Rn. 7	1:05,378 Rn. 7	1:03,933 Rn. 7	1:05,902 Rn. 7	1:04,327 Rn. 7	1:04,969 Rn. 6	1:04,952 Rn. 6
Speed	84,7 km/h	84,4 km/h	84,3 km/h	85,9 km/h	84,0 km/h	84,5 km/h	84,3 km/h	86,2 km/h	83,6 km/h	85,7 km/h	84,8 km/h	84,9 km/h
Lap 1	1:10,538	1:12,538	1:12,526	1:08,001	1:11,026	1:10,308	1:12,775	1:11,693	1:12,453	1:11,209	1:10,476	1:10,265
Lap 2	1:11,447	1:13,016	1:11,083	1:12,549	1:11,432	1:11,708	1:13,544	1:11,409	1:13,927	1:11,262	1:10,652	1:11,011
Lap 3	1:22,658	1:21,272	1:22,186	1:23,393	1:22,454	1:22,533	1:20,866	1:22,078	1:20,858	1:22,169	1:23,547	1:23,021
Lap 4	1:07,395	1:07,148	1:07,865	1:05,880	1:08,528	1:09,231	1:06,941	1:08,165	1:06,955	1:07,282	1:07,838	1:07,263
Lap 5	1:08,698	1:08,581	1:07,226	1:05,014	1:07,263	1:08,612	1:09,285	1:06,524	1:08,021	1:15,617	1:07,363	1:05,928
Lap 6	1:08,142	1:05,594	1:05,665	1:07,038	1:08,070	1:06,266	1:06,014	1:04,181	1:06,554	1:04,914	1:04,969	1:04,952
Lap 7	1:05,050	1:05,317	1:05,343	1:04,170	1:06,622	1:05,252	1:05,378	1:03,933	1:05,902	1:04,327	1:04,986	1:05,720
Lap 8	1:06,011	1:05,531	1:07,991	1:06,963	1:05,630	1:06,444	1:06,901	1:04,697	1:07,161	1:06,202	1:05,110	1:06,176



RESULTS GRAND FINALS 2016

SARNO / ITALY, OCT. 15 - 22



Race 1 Qualifying Heat 1 125 Junior MAX A + B

Strecke / track: 1531

Fahrername Driver	Hristov Kristiyan	Novotny Jakub	Cubides Henry	Valente Enzo	O Connor Cameron	Bouvier Yann	Kimber Mark	Shepherd Kane	Jansson Felix	Taskinen Matthew	De Alba Andres	Sulaiman Manuel
schnellste Runde in Runde	1:06,230 Rn. 7	1:04,246 Rn. 7	1:04,913 Rn. 8	1:04,381 Rn. 7	1:05,790 Rn. 8	1:06,311 Rn. 8	1:04,793 Rn. 7	1:04,934 Rn. 7	1:05,480 Rn. 6	1:05,723 Rn. 7	1:08,107 Rn. 6	
Speed	83,2 km/h	85,8 km/h	84,9 km/h	85,6 km/h	83,8 km/h	83,1 km/h	85,1 km/h	84,9 km/h	84,2 km/h	83,9 km/h	80,9 km/h	
Lap 1	1:11,861	1:11,174	1:12,333	1:11,498	1:10,300	1:14,288	1:17,285	1:16,691	1:10,472	1:12,185	1:18,214	
Lap 2	1:12,805	1:11,038	1:12,103	1:12,715	1:10,845	1:13,532	1:11,999	1:12,452	1:11,849	1:11,615	1:13,129	
Lap 3	1:21,553	1:22,648	1:21,988	1:21,411	1:23,023	1:20,633	1:20,827	1:20,895	1:22,422	1:22,287	1:20,580	
Lap 4	1:07,090	1:07,799	1:07,738	1:06,961	1:09,371	1:07,125	1:07,144	1:07,745	1:07,591	1:07,201	1:09,986	
Lap 5	1:07,836	1:17,109	1:18,973	1:08,017	1:09,510	1:06,897	1:08,398	1:07,568	1:11,966	1:25,920	1:09,074	
Lap 6	1:06,928	1:04,944	1:05,421	1:06,266	1:06,207	1:06,359	1:06,498	1:07,201	<u>1:05,480</u>	1:06,482	<u>1:08,107</u>	
Lap 7	<u>1:06,230</u>	<u>1:04,246</u>	1:04,922	<u>1:04,381</u>	1:06,192	1:06,708	<u>1:04,793</u>	<u>1:04,934</u>	1:06,140	<u>1:05,723</u>		
Lap 8	1:09,743	1:07,244	<u>1:04,913</u>	1:06,784	<u>1:05,790</u>	<u>1:06,311</u>	1:06,202	1:07,526	1:09,435	1:06,325		



Race 1 Qualifying Heat 1 125 Junior MAX A + B

Beste Rundenzeiten / best lap times

Strecke / track: 1531m

Pos	Race Pos.	Str. Nr.	Fahrer driver	Vorname	NAT	Rundenzeit lap time	in R. in lap	Differenz gap first	Abstand gap	Ø Geschw. Ø speed
1	20	126	Turney	Joe	GBR	1:03,933	7			86,2 km/h
2	2	130	Lupien	Samuel	CAN	1:04,120	7	0:00,187	0:00,187	86,0 km/h
3	10	151	Pettitt	William	GBR	1:04,157	7	0:00,224	0:00,037	85,9 km/h
4	16	162	Fliter	Christian	BRA	1:04,170	7	0:00,237	0:00,013	85,9 km/h
5	4	165	Rosina	Michael	ITA	1:04,181	7	0:00,248	0:00,011	85,9 km/h
6	20	126	Turney	Joe	GBR	1:04,181	6	0:00,248	0:00,000	85,9 km/h
7	5	172	Minang	Perdana	INA	1:04,228	7	0:00,295	0:00,047	85,8 km/h
8	26	159	Novotny	Jakub	CZE	1:04,246	7	0:00,313	0:00,018	85,8 km/h
9	22	149	Hollis	Dylan	AUS	1:04,327	7	0:00,394	0:00,081	85,7 km/h
10	28	119	Valente	Enzo	FRA	1:04,381	7	0:00,448	0:00,054	85,6 km/h
11	6	169	Settimo	Marco	ITA	1:04,419	5	0:00,486	0:00,038	85,6 km/h
12	4	165	Rosina	Michael	ITA	1:04,443	5	0:00,510	0:00,024	85,5 km/h
13	3	129	Charpentier	Axel	GBR	1:04,517	7	0:00,584	0:00,074	85,4 km/h
14	2	130	Lupien	Samuel	CAN	1:04,578	5	0:00,645	0:00,061	85,3 km/h
15	5	172	Minang	Perdana	INA	1:04,578	5	0:00,645	0:00,000	85,3 km/h
16	10	151	Pettitt	William	GBR	1:04,604	8	0:00,671	0:00,026	85,3 km/h
17	1	132	Macdermid	Ryan	CAN	1:04,638	7	0:00,705	0:00,034	85,3 km/h
18	7	122	Sorozabal	Aitor	ESP	1:04,665	5	0:00,732	0:00,027	85,2 km/h
19	20	126	Turney	Joe	GBR	1:04,697	8	0:00,764	0:00,032	85,2 km/h
20	10	151	Pettitt	William	GBR	1:04,698	6	0:00,765	0:00,001	85,2 km/h



RESULTS GRAND FINALS 2016

SARNO / ITALY, OCT. 15 - 22



Groups 125 Junior MAX

NEU - NEW

Group A

Pos.	No.	Driver	Country	Bewerber / Sponsor
1	132	Macdermid, Ryan	CAN	SRA Karting International Inc
5	169	Settimo, Marco	ITA	G.M.Motorsport Srl
9	122	Sorozabal, Aitor	ESP	Andry Honta
13	144	Dunner, Lukas	AUT	VPDR
17	131	De Alba, Andres	CAN	SRA Karting International Inc
21	165	Rosina, Michael	ITA	Sodi Kart Italia SKR
25	158	Belhocine, Sebastien	CZE	Praga Czech Racing Team S.R.O.
29	106	Shepherd, Kane	THA	KRS Motorsports
33	112	Kimber, Mark	GBR	Starwberry Racing
37	159	Novotny, Jakub	CZE	MS Kart Racing Team S.R.O.
41	101	D Orlando, Michael	USA	Maxspeed Group
45	147	Handsaeme, Xavier	BEL	Xavier Handsaeme
49	139	Sulaiman, Manuel	MEX	KR Sport UK
53	125	Leppae, Lauri	FIN	Heikki Vaeisaenen
57	149	Hollis, Dylan	AUS	Hollis Dylan
61	163	Pires, Mariano	POR	Eusebio Pires
65	152	Hristov, Kristiyan	BUL	Dedrax
69	119	Valente, Enzo	FRA	Valente Pascal

Group B

Pos.	No.	Driver	Country	Bewerber / Sponsor
2	172	Minang, Perdana	INA	Starwberry Racing
6	130	Lupien, Samuel	CAN	SRA Karting International Inc
10	162	Fliter, Christian	BRA	Mach 5 Karting
14	104	Kochev, Konstantin	RUS	Andriychuk Vladimir
18	171	Kovacs, Zsombor	HUN	KMS Europe
22	166	Chohan, Tehmur	UAE	Al Ain Raceway
26	129	Charpentier, Axel	GBR	Starwberry Racing
30	124	Bouvier, Yann	FRA	Bouvier David
34	102	Tavella, Dylan	USA	Maxspeed Group
38	135	Jansson, Felix	SWE	Radne Motor AB
42	115	O Connor, Cameron	RSA	Samantha Oconnor
46	153	Claude, Leonie	FRA	Jean-Marie Chauvel
50	151	Pettitt, William	GBR	Tooley Motorsport
54	126	Turney, Joe	GBR	KR Sport
58	161	Cubides, Henry	COL	Racing Components
62	143	Taskinen, Matthew	CAN	SRA Karting International Inc
66	134	Fabani, Santiago	ARG	Mariano Fabani
70	105	Canillas, Marco	PAR	Mach 5 Karting

Group C

Pos.	No.	Driver	Country	Bewerber / Sponsor
3	116	Taira, Hibiki	JPN	Eiko Japan
7	110	Brewczynski, Cody	AUS	International Karting Distribution
11	114	Okuzumi, Jiei	JPN	KP Buzz
15	155	Hoggard, Johnathan	GBR	KR Sport
19	168	Doerr, Phil	GER	CRG Performance
23	154	Kuehn, Erich	EST	AGS Racing
27	120	Soever, Laszlo	HUN	ERT Racing Team
31	156	Lund, Mathias	DEN	Robert Schluensen
35	113	Brueckner, Nicholas	USA	Maxspeed Group
39	103	Ramirez, Mathias	USA	Maxspeed Group
43	150	Koss, Georg	EST	TGT Racing
47	133	Rizk, Carl	LIB	Azimut Automotive Sal
51	121	Jagesar, Leroy	NED	Ramdath Jagesar
55	141	Dillon, Hernan	ECU	Luis Felipe Davila Alcazar
59	109	Hardja, Prasetyo	INA	KRS Motorsports
63	157	Sharma, Manav	IND	Mahesh Kumar
67	170	Salmaan, Hussein	EGY	Ghibli Raceway Egypt
71	140	Sanchez, Jorge	MEX	Roberto Elizondo

Group D

Pos.	No.	Driver	Country	Bewerber / Sponsor
4	108	Schmidli, Titus-Shanghai	SUI	Coles Racing
8	142	Pylka, Mateusz	POL	Uniq Racing
12	111	Caldwell, Olli	GBR	KR Sport
16	138	Morse, Alec	AUS	Morse Alec
20	123	Ropanen, Roope	FIN	Jussi Laaksonen/Jtl Racing
24	127	Taborsky, Pavol	SVK	Ert Racing Team
28	118	Payne, Matthew	NZL	Payne Gary
32	148	Morin, Hannes	SWE	Radne Motor
36	145	Lvov, Igor	RUS	Andriychuk Vladimir
40	160	Dovjak, Anze	SLO	Sportstil Akk
44	167	Petersson, Lucas	UAE	Al Ain Raceway
48	137	Fritzler, Otto	ARG	Edgaro Fritzler
52	146	Joerg, Nico	AUT	KSCA Sodi Austria Team
56	107	Lee, Chanjoon	KOR	Pino Kart Racing
60	128	Leroux, Romain	SIN	KRS Motorsports
64	117	Portell, Diego	CHI	Francisco Portell
68	164	Medina, Lucas	COL	Racing Components
72	136	Whelan, Aaron	IRL	Whelan Aaron

Clerk of the Course: R.Brito/R.Moselli/L.Azevedo/M.Branco Race-Control:T.Lainer Race director:N.Edwards

Stewards: R.Norbury / M.Guignard / L.Roby / P.Lackman / V.Sousa / N.Giorgione

Scrutineer: P.Klaassen / E.Salmon / F.Loeur / R.Jafer / J.M. Ruhani / R.Roberio

Time Keeping: KART-DATA timing service Franz Schieszler / Martin Summerer

Ranking Qualifying Practice 125 Junior MAX

Strecke / track: 1531m

class: 125

NEU - NEW

started: 72 classified: 72 not classified: 0

Doc. 5.3

Pos	Str. Nr.	Fahrer Driver	Nation	Entrant	Nation	Rn. Laps	schnellste Zeit fastest Lap	Abstand Gap	Lauf Heat	Rn. Lp	Zeit Time
1	132	Macdermid, Ryan	CAN	SRA Karting International Inc	CAN	7	1:03,010		2	7	<u>1:03,010</u>
2	172	Minang, Perdana	INA	Starberry Racing	GBR	7	1:03,014	0:00,004	2	7	<u>1:03,014</u>
3	116	Taira, Hibiki	JPN	Eiko Japan	JPN	7	1:03,116	0:00,102	2	7	<u>1:03,116</u>
4	108	Schmidli, Titus-Shanghai	SUI	Coles Racing	GBR	7	1:03,120	0:00,004	2	7	<u>1:03,120</u>
5	169	Settimo, Marco	ITA	G.M.Motorsport Srl	ITA	7	1:03,209	0:00,089	1	7	<u>1:03,209</u>
6	130	Lupien, Samuel	CAN	SRA Karting International Inc	CAN	6	1:03,232	0:00,023	2	6	<u>1:03,232</u>
7	110	Brewczynski, Cody	AUS	International Karting Distribution	AUS	6	1:03,233	0:00,001	2	6	<u>1:03,233</u>
8	142	Pyłka, Mateusz	POL	Uniq Racing	POL	6	1:03,256	0:00,023	2	6	<u>1:03,256</u>
9	122	Sorozabal, Aitor	ESP	Andry Honta	ESP	6	1:03,275	0:00,019	2	6	<u>1:03,275</u>
10	162	Fliter, Christian	BRA	Mach 5 Karting	BRA	7	1:03,294	0:00,019	2	7	<u>1:03,294</u>
11	114	Okuzumi, Jiei	JPN	KP Buzz	JPN	7	1:03,316	0:00,022	2	7	<u>1:03,316</u>
12	111	Caldwell, Olli	GBR	KR Sport	GBR	5	1:03,325	0:00,009	1	5	<u>1:03,325</u>
13	144	Dunner, Lukas	AUT	VPDR	AUT	6	1:03,355	0:00,030	2	6	<u>1:03,355</u>
14	104	Kochev, Konstantin	RUS	Andriychuk Vladimir	RUS	6	1:03,361	0:00,006	2	6	<u>1:03,361</u>
15	155	Hoggard, Johnathan	GBR	KR Sport	GBR	5	1:03,366	0:00,005	1	5	<u>1:03,366</u>
16	138	Morse, Alec	AUS	Morse Alec	AUS	7	1:03,392	0:00,026	2	7	<u>1:03,392</u>
17	131	De Alba, Andres	CAN	SRA Karting International Inc	CAN	7	1:03,413	0:00,021	1	7	<u>1:03,413</u>
18	171	Kovacs, Zsombor	HUN	KMS Europe	HUN	5	1:03,426	0:00,013	1	5	<u>1:03,426</u>
19	168	Doerr, Phil	GER	CRG Performance	GER	7	1:03,427	0:00,001	2	7	<u>1:03,427</u>
20	123	Ropanen, Roope	FIN	Jussi Laaksonen/JL Racing	FIN	7	1:03,460	0:00,033	1	7	<u>1:03,460</u>
21	165	Rosina, Michael	ITA	Sodi Kart Italia SKR	ITA	7	1:03,463	0:00,003	1	7	<u>1:03,463</u>
22	166	Chohan, Tehmur	UAE	Al Ain Raceway	UAE	6	1:03,487	0:00,024	2	6	<u>1:03,487</u>
23	154	Kuehn, Erich	EST	AGS Racing	EST	7	1:03,498	0:00,011	2	7	<u>1:03,498</u>
24	127	Taborsky, Pavol	SVK	Ert Racing Team	SVK	5	1:03,508	0:00,010	1	5	<u>1:03,508</u>
25	158	Belhocine, Sebastien	CZE	Praga Czech Racing Team S.R.O.	CZE	7	1:03,527	0:00,019	2	7	<u>1:03,527</u>
26	129	Charpentier, Axel	GBR	Strawberry Racing	GBR	5	1:03,591	0:00,064	1	5	<u>1:03,591</u>
27	120	Soever, Laszlo	HUN	ERT Racing Team	HUN	6	1:03,600	0:00,009	2	6	<u>1:03,600</u>
28	118	Payne, Matthew	NZL	Payne Gary	NZL	7	1:03,601	0:00,001	2	7	<u>1:03,601</u>
29	106	Shepherd, Kane	THA	KRS Motorsports	MAS	7	1:03,610	0:00,009	2	7	<u>1:03,610</u>
30	124	Bouvier, Yann	FRA	Bouvier David	FRA	6	1:03,645	0:00,035	2	6	<u>1:03,645</u>
31	156	Lund, Mathias	DEN	Robert Schluensen	DEN	6	1:03,678	0:00,033	2	6	<u>1:03,678</u>
32	148	Morin, Hannes	SWE	Radne Motor	SWE	6	1:03,678	0:00,000	2	6	<u>1:03,678</u>
33	112	Kimber, Mark	GBR	Starberry Racing	GBR	6	1:03,684	0:00,006	2	6	<u>1:03,684</u>
34	102	Tavella, Dylan	USA	Maxspeed Group	USA	7	1:03,697	0:00,013	2	7	<u>1:03,697</u>
35	113	Brueckner, Nicholas	USA	Maxspeed Group	USA	7	1:03,712	0:00,015	1	7	<u>1:03,712</u>
36	145	Lvov, Igor	RUS	Andriychuk Vladimir	RUS	5	1:03,770	0:00,058	1	5	<u>1:03,770</u>
37	159	Novotny, Jakub	CZE	MS Kart Racing Team S.R.O.	CZE	5	1:03,804	0:00,034	1	5	<u>1:03,804</u>
38	135	Jansson, Felix	SWE	Radne Motor AB	SWE	7	1:03,839	0:00,035	1	7	<u>1:03,839</u>
39	103	Ramirez, Mathias	USA	Maxspeed Group	USA	7	1:03,870	0:00,031	1	7	<u>1:03,870</u>

Ranking Qualifying Practice 125 Junior MAX

Strecke / track: 1531m

class: 125

started: 72 classified: 72 not classified: 0

NEU - NEW

Doc. 5.3

Pos	Str. Nr.	Fahrer Driver	Nation	Entrant	Nation	Rn. Laps	schnellste Zeit fastest Lap	Abstand Gap	Lauf Heat	Rn. Lp	Zeit Time
40	160	Dovjak, Anze	SLO	Sportstil Akk	SLO	7	1:03,901	0:00,031	2	7	<u>1:03,901</u>
41	101	D Orlando, Michael	USA	Maxspeed Group	USA	7	1:03,908	0:00,007	1	7	<u>1:03,908</u>
42	115	O Connor, Cameron	RSA	Samantha Oconnor	RSA	7	1:03,928	0:00,020	1	7	<u>1:03,928</u>
43	150	Koss, Georg	EST	TGT Racing	EST	7	1:03,957	0:00,029	2	7	<u>1:03,957</u>
44	167	Petersson, Lucas	UAE	Al Ain Raceway	UAE	5	1:03,957	0:00,000	1	5	<u>1:03,957</u>
45	147	Handsaeme, Xavier	BEL	Xavier Handsaeme	BEL	5	1:03,989	0:00,032	1	5	<u>1:03,989</u>
46	153	Claude, Leonie	FRA	Jean-Marie Chauvel	FRA	7	1:04,002	0:00,013	1	7	<u>1:04,002</u>
47	133	Rizk, Carl	LIB	Azimut Automotive Sal	LIB	5	1:04,018	0:00,016	1	5	<u>1:04,018</u>
48	137	Fritzler, Otto	ARG	Edgardo Fritzler	ARG	7	1:04,059	0:00,041	1	7	<u>1:04,059</u>
49	139	Sulaiman, Manuel	MEX	KR Sport UK	MEX	5	1:04,079	0:00,020	1	5	<u>1:04,079</u>
50	151	Pettitt, William	GBR	Tooley Motorsport	GBR	5	1:04,089	0:00,010	1	5	<u>1:04,089</u>
51	121	Jagesar, Leroy	NED	Ramdath Jagesar	NED	7	1:04,121	0:00,032	1	7	<u>1:04,121</u>
52	146	Joerg, Nico	AUT	KSCA Sodi Austria Team	AUT	6	1:04,123	0:00,002	2	6	<u>1:04,123</u>
53	125	Leppae, Lauri	FIN	Heikki Vaeisaenen	FIN	7	1:04,150	0:00,027	1	7	<u>1:04,150</u>
54	126	Turney, Joe	GBR	KR Sport	GBR	6	1:04,171	0:00,021	2	6	<u>1:04,171</u>
55	141	Dillon, Hernan	ECU	Luis Felipe Davila Alcazar	ECU	7	1:04,226	0:00,055	1	7	<u>1:04,226</u>
56	107	Lee, Chanjoon	KOR	Pino Kart Racing	KOR	7	1:04,260	0:00,034	1	7	<u>1:04,260</u>
57	149	Hollis, Dylan	AUS	Hollis Dylan	AUS	6	1:04,281	0:00,021	1	6	<u>1:04,281</u>
58	161	Cubides, Henry	COL	Racing Components	COL	5	1:04,286	0:00,005	1	5	<u>1:04,286</u>
59	109	Hardja, Prasetyo	INA	KRS Motorsports	MAS	5	1:04,328	0:00,042	1	5	<u>1:04,328</u>
60	128	Leroux, Romain	SIN	KRS Motorsports	MAS	6	1:04,383	0:00,055	2	6	<u>1:04,383</u>
61	163	Pires, Mariano	POR	Eusebio Pires	POR	7	1:04,431	0:00,048	1	7	<u>1:04,431</u>
62	143	Taskinen, Matthew	CAN	SRA Karting International Inc	CAN	7	1:04,433	0:00,002	1	7	<u>1:04,433</u>
63	157	Sharma, Manav	IND	Mahesh Kumar	IND	7	1:04,439	0:00,006	1	7	<u>1:04,439</u>
64	117	Portell, Diego	CHI	Francisco Portell	CHI	5	1:04,444	0:00,005	1	5	<u>1:04,444</u>
65	152	Hristov, Kristiyan	BUL	Dedrax	BUL	6	1:04,447	0:00,003	2	6	<u>1:04,447</u>
66	134	Fabani, Santiago	ARG	Mariano Fabani	ARG	7	1:04,640	0:00,193	2	7	<u>1:04,640</u>
67	170	Salmaan, Hussein	EGY	Ghibli Raceway Egypt	EGY	6	1:04,842	0:00,202	2	6	<u>1:04,842</u>
68	164	Medina, Lucas	COL	Racing Components	COL	6	1:05,327	0:00,485	2	6	<u>1:05,327</u>
69	119	Valente, Enzo	FRA	Valente Pascal	FRA	5	1:05,366	0:00,039	1	5	<u>1:05,366</u>
70	105	Canillas, Marco	PAR	Mach 5 Karting	BRA	5	1:05,420	0:00,054	1	5	<u>1:05,420</u>
71	140	Sanchez, Jorge	MEX	Roberto Elizondo	MEX	6	1:05,578	0:00,158	2	6	<u>1:05,578</u>
72	136	Whelan, Aaron	IRL	Whelan Aaron	IRL	6	1:05,896	0:00,318	2	6	<u>1:05,896</u>

Clerk of the Course: R.Brito/R.Moselli/L.Azevedo/M.Branco Race-Control:T.Lainer Race director:N.Edwards

Stewards: R.Norbury / M.Guignard / L.Roby / P.Lackman / V.Sousa / N.Giorgione

Scrutineer: P.Klaassen / E.Salmon / F.Loeur / R.Jafer / J.M. Ruhani / R.Roberio

Time Keeping: KART-DATA timing service Franz Schieszler / Martin Summerer

Qualifying Practice 125 Junior MAX even Numbers

NEU - NEW

Strecke / track: 1531m

started: 36 classified: 36 not classified: 0

Doc. 4.1

Pos	Str. Nr.	Fahrer Driver	Nation	Entrant	Nation	Runden Laps	Gesamtzeit Differenz	Abstand Gap	beste Runde best Lap	in R. in L.	o Geschw. o Speed
1	132	Macdermid, Ryan	CAN	SRA Karting International Inc	CAN	7			1:03,010	7	87,5 km/h
2	172	Minang, Perdana	INA	Starberry Racing	GBR	7	0:00,004	0:00,004	1:03,014	6	87,5 km/h
3	116	Taira, Hibiki	JPN	Eiko Japan	JPN	7	0:00,106	0:00,102	1:03,116	6	87,3 km/h
4	108	Schmidli, Titus-Shanghai	SUI	Coles Racing	GBR	7	0:00,110	0:00,004	1:03,120	7	87,3 km/h
5	130	Lupien, Samuel	CAN	SRA Karting International Inc	CAN	6	0:00,222	0:00,112	1:03,232	4	87,2 km/h
6	110	Brewczynski, Cody	AUS	International Karting Distribution	AUS	6	0:00,223	0:00,001	1:03,233	6	87,2 km/h
7	142	Pylka, Mateusz	POL	Uniq Racing	POL	6	0:00,246	0:00,023	1:03,256	6	87,1 km/h
8	122	Sorozabal, Aitor	ESP	Andry Honta	ESP	6	0:00,265	0:00,019	1:03,275	6	87,1 km/h
9	162	Fliter, Christian	BRA	Mach 5 Karting	BRA	7	0:00,284	0:00,019	1:03,294	7	87,1 km/h
10	114	Okuzumi, Jiei	JPN	KP Buzz	JPN	7	0:00,306	0:00,022	1:03,316	7	87,0 km/h
11	144	Dunner, Lukas	AUT	VPDR	AUT	6	0:00,345	0:00,039	1:03,355	6	87,0 km/h
12	104	Kochev, Konstantin	RUS	Andriychuk Vladimir	RUS	6	0:00,351	0:00,006	1:03,361	6	87,0 km/h
13	138	Morse, Alec	AUS	Morse Alec	AUS	7	0:00,382	0:00,031	1:03,392	7	86,9 km/h
14	168	Doerr, Phil	GER	CRG Performance	GER	7	0:00,417	0:00,035	1:03,427	6	86,9 km/h
15	166	Chohan, Tehmur	UAE	Al Ain Raceway	UAE	6	0:00,477	0:00,060	1:03,487	6	86,8 km/h
16	154	Kuehn, Erich	EST	AGS Racing	EST	7	0:00,488	0:00,011	1:03,498	6	86,8 km/h
17	158	Belhocine, Sebastien	CZE	Praga Czech Racing Team S.R.O.	CZE	7	0:00,517	0:00,029	1:03,527	7	86,8 km/h
18	120	Soever, Laszlo	HUN	ERT Racing Team	HUN	6	0:00,590	0:00,073	1:03,600	3	86,7 km/h
19	118	Payne, Matthew	NZL	Payne Gary	NZL	7	0:00,591	0:00,001	1:03,601	6	86,7 km/h
20	106	Shepherd, Kane	THA	KRS Motorsports	MAS	7	0:00,600	0:00,009	1:03,610	6	86,6 km/h
21	124	Bouvier, Yann	FRA	Bouvier David	FRA	6	0:00,635	0:00,035	1:03,645	6	86,6 km/h
22	156	Lund, Mathias	DEN	Robert Schluensen	DEN	6	0:00,668	0:00,033	1:03,678	3	86,6 km/h
23	148	Morin, Hannes	SWE	Radne Motor	SWE	6	0:00,668	0:00,000	1:03,678	6	86,6 km/h
24	112	Kimber, Mark	GBR	Starberry Racing	GBR	6	0:00,674	0:00,006	1:03,684	6	86,5 km/h
25	102	Tavella, Dylan	USA	Maxspeed Group	USA	7	0:00,687	0:00,013	1:03,697	3	86,5 km/h
26	160	Dovjak, Anze	SLO	Sportstil Akk	SLO	7	0:00,891	0:00,204	1:03,901	7	86,3 km/h
27	150	Koss, Georg	EST	TGT Racing	EST	7	0:00,947	0:00,056	1:03,957	5	86,2 km/h
28	146	Joerg, Nico	AUT	KSCA Sodi Austria Team	AUT	6	0:01,113	0:00,166	1:04,123	4	86,0 km/h
29	126	Turney, Joe	GBR	KR Sport	GBR	6	0:01,161	0:00,048	1:04,171	2	85,9 km/h
30	128	Leroux, Romain	SIN	KRS Motorsports	MAS	6	0:01,373	0:00,212	1:04,383	6	85,6 km/h
31	152	Hristov, Kristiyan	BUL	Dedrax	BUL	6	0:01,437	0:00,064	1:04,447	4	85,5 km/h
32	134	Fabani, Santiago	ARG	Mariano Fabani	ARG	7	0:01,630	0:00,193	1:04,640	6	85,3 km/h
33	170	Salmaan, Hussein	EGY	Ghibli Raceway Egypt	EGY	6	0:01,832	0:00,202	1:04,842	6	85,0 km/h
34	164	Medina, Lucas	COL	Racing Components	COL	6	0:02,317	0:00,485	1:05,327	6	84,4 km/h
35	140	Sanchez, Jorge	MEX	Roberto Elizondo	MEX	6	0:02,568	0:00,251	1:05,578	2	84,0 km/h
36	136	Whelan, Aaron	IRL	Whelan Aaron	IRL	6	0:02,886	0:00,318	1:05,896	4	83,6 km/h

SiNr. 126 three fastest Laps Canceled

Clerk of the Course: R.Brito/R.Moselli/L.Azevedo/M.Branco Race-Control:T.Lainer Race director:N.Edward:
 Stewards: R.Norbury / M.Guignard / L.Roby / P.Lackman / V.Sousa / N.Giorgione
 Scrutineer: P.Klaassen / E.Salmon / F.Loer / R.Jafer / J.M. Ruhani / R.Roberio
 Time Keeping: KART-DATA timing service Franz Schieszler / Martin Summerer

Zeitnahme / timekeeping
 control

 Franz Schieszler
 gedruckt um / printed at: 13:38:09



RESULTS GRAND FINALS 2016

SARNO / ITALY, OCT. 15 - 22



Qualifying Practice 125 Junior MAX even Numbers

Strecke / track: 1531 started: 36 classified: 36 not classified: 0

Fahrername Driver	Macdermid Ryan	Minang Perdana	Taira Hibiki	Schmidli Titus-Shanghai	Lupien Samuel	Brewczynski Cody	Pylka Mateusz	Sorozabal Aitor	Fliter Christian	Okuzumi Jiei	Dunner Lukas	Kochev Konstantin
schnellste Runde in Runde	1:03,010 Rn. 7	1:03,014 Rn. 6	1:03,116 Rn. 6	1:03,120 Rn. 7	1:03,232 Rn. 4	1:03,233 Rn. 6	1:03,256 Rn. 6	1:03,275 Rn. 6	1:03,294 Rn. 7	1:03,316 Rn. 7	1:03,355 Rn. 6	1:03,361 Rn. 6
Speed	87,5 km/h	87,5 km/h	87,3 km/h	87,3 km/h	87,2 km/h	87,2 km/h	87,1 km/h	87,1 km/h	87,1 km/h	87,0 km/h	87,0 km/h	87,0 km/h
Lap 1	1:04,268	1:05,646	1:06,083	1:06,098	1:04,383	1:07,217	1:05,546	1:05,460	1:04,385	1:05,993	1:04,490	1:04,585
Lap 2	1:03,721	1:03,906	1:04,231	1:04,448	1:03,748	1:08,680	1:04,040	1:03,924	1:03,981	1:03,945	1:03,935	1:04,657
Lap 3	1:03,706	1:04,171	1:03,825	1:03,737	1:03,515	1:03,927	1:07,181	1:06,633	1:03,798	1:03,783	1:03,943	1:30,320
Lap 4	1:03,624	1:04,573	1:05,763	1:04,716	<u>1:03,232</u>	1:06,009	1:04,693	1:05,463	1:03,785	1:04,571	1:04,194	1:04,128
Lap 5	1:03,988	1:03,045	1:04,985	1:03,205	1:03,416	1:07,419	1:08,218	1:06,210	1:03,621	1:03,797	1:05,603	1:04,040
Lap 6	1:03,821	<u>1:03,014</u>	<u>1:03,116</u>	1:03,348	1:03,663	<u>1:03,233</u>	<u>1:03,256</u>	<u>1:03,275</u>	1:03,450	1:03,631	<u>1:03,355</u>	<u>1:03,361</u>
Lap 7	<u>1:03,010</u>	1:03,987	1:03,622	<u>1:03,120</u>					<u>1:03,294</u>	<u>1:03,316</u>		



RESULTS GRAND FINALS 2016

SARNO / ITALY, OCT. 15 - 22



Qualifying Practice 125 Junior MAX even Numbers

Strecke / track: 1531 started: 36 classified: 36 not classified: 0

Fahrername Driver	Morse Alec	Doerr Phil	Chohan Tehmur	Kuehn Erich	Belhocine Sebastien	Soever Laszlo	Payne Matthew	Shepherd Kane	Bouvier Yann	Lund Mathias	Morin Hannes	Kimber Mark
schnellste Runde in Runde	1:03,392 Rn. 7	1:03,427 Rn. 6	1:03,487 Rn. 6	1:03,498 Rn. 6	1:03,527 Rn. 7	1:03,600 Rn. 3	1:03,601 Rn. 6	1:03,610 Rn. 6	1:03,645 Rn. 6	1:03,678 Rn. 3	1:03,678 Rn. 6	1:03,684 Rn. 6
Speed	86,9 km/h	86,9 km/h	86,8 km/h	86,8 km/h	86,8 km/h	86,7 km/h	86,7 km/h	86,6 km/h	86,6 km/h	86,6 km/h	86,6 km/h	86,5 km/h
Lap 1	1:05,063	1:05,177	1:05,957	1:05,605	1:04,868	1:03,903	1:04,990	1:05,708	1:04,283	1:05,279	1:05,231	1:04,675
Lap 2	1:05,000	1:04,671	1:04,699	1:04,710	1:06,254	1:04,092	1:04,548	1:04,826	1:05,172	1:04,225	1:04,457	1:04,466
Lap 3	1:04,657	1:04,895	1:04,559	1:04,942	1:04,471	<u>1:03,600</u>	1:04,970	1:09,540	1:04,375	<u>1:03,678</u>	1:04,630	1:04,837
Lap 4	1:05,987	1:06,968	1:07,621	1:04,286	1:04,021	1:03,843	1:03,998	1:04,854	1:04,024	1:05,572	1:04,182	1:03,841
Lap 5	1:04,353	1:04,416	1:05,962	1:03,886	1:03,873	1:03,692	1:03,669	1:05,041	1:03,860	1:04,418	1:04,213	1:04,517
Lap 6	1:04,059	<u>1:03,427</u>	<u>1:03,487</u>	<u>1:03,498</u>	1:04,128	1:03,780	<u>1:03,601</u>	<u>1:03,610</u>	<u>1:03,645</u>	1:03,749	<u>1:03,678</u>	<u>1:03,684</u>
Lap 7	<u>1:03,392</u>	1:03,662		1:03,568	<u>1:03,527</u>		1:03,889	1:03,661				



RESULTS GRAND FINALS 2016

SARNO / ITALY, OCT. 15 - 22



Qualifying Practice 125 Junior MAX even Numbers

Strecke / track: 1531 started: 36 classified: 36 not classified: 0

Fahrername Driver	Tavella Dylan	Dovjak Anze	Koss Georg	Joerg Nico	Turney Joe	Leroux Romain	Hristov Kristiyan	Fabani Santiago	Salmaan Hussein	Medina Lucas	Sanchez Jorge	Whelan Aaron
schnellste Runde in Runde	1:03,697 Rn. 3	1:03,901 Rn. 7	1:03,957 Rn. 5	1:04,123 Rn. 4	1:04,171 Rn. 2	1:04,383 Rn. 6	1:04,447 Rn. 4	1:04,640 Rn. 6	1:04,842 Rn. 6	1:05,327 Rn. 6	1:05,578 Rn. 2	1:05,896 Rn. 4
Speed	86,5 km/h	86,3 km/h	86,2 km/h	86,0 km/h	85,9 km/h	85,6 km/h	85,5 km/h	85,3 km/h	85,0 km/h	84,4 km/h	84,0 km/h	83,6 km/h
Lap 1	1:04,382	1:05,591	1:05,305	1:05,464	1:04,378	1:07,277	1:05,598	1:05,555	1:08,631	1:07,577	1:08,490	1:07,733
Lap 2	1:04,128	1:04,948	1:04,219	1:05,189	<u>1:04,171</u>	1:04,922	1:05,136	1:05,180	1:06,528	1:05,875	<u>1:05,578</u>	1:06,120
Lap 3	<u>1:03,697</u>	1:04,526	1:04,229	1:04,546	(1:03,858)	1:08,062	1:05,075	1:04,757	1:07,877	1:06,327	1:06,773	1:07,235
Lap 4	1:03,797	1:04,397	1:04,279	<u>1:04,123</u>	(1:03,491)	1:04,442	<u>1:04,447</u>	1:05,302	1:05,573	1:05,839	1:06,952	<u>1:05,896</u>
Lap 5	1:03,722	1:04,014	<u>1:03,957</u>	1:04,634	1:09,436	1:07,113	1:05,977	1:06,364	1:07,426	1:10,248	1:05,918	1:10,577
Lap 6	1:04,195	1:03,949	1:05,773	1:07,414	(1:03,293)	<u>1:04,383</u>	1:04,595	<u>1:04,640</u>	<u>1:04,842</u>	<u>1:05,327</u>	1:06,623	1:07,333
Lap 7	1:04,457	<u>1:03,901</u>	1:04,712					1:05,029				



Qualifying Practice 125 Junior MAX even Numbers

Beste Rundenzeiten / best laptimes

Strecke / track: 1531m

Pos	Race Pos.	Str. Nr.	Fahrer driver	Vorname	NAT	Rundenzeit lap time	in R. in lap	Differenz gap first	Abstand gap	Ø Geschw. Ø speed
1	1	132	Macdermid	Ryan	CAN	1:03,010	7			87,5 km/h
2	2	172	Minang	Perdana	INA	1:03,014	6	0:00,004	0:00,004	87,5 km/h
3	2	172	Minang	Perdana	INA	1:03,045	5	0:00,035	0:00,031	87,4 km/h
4	3	116	Taira	Hibiki	JPN	1:03,116	6	0:00,106	0:00,071	87,3 km/h
5	4	108	Schmidli	Titus-Shanghai	SUI	1:03,120	7	0:00,110	0:00,004	87,3 km/h
6	4	108	Schmidli	Titus-Shanghai	SUI	1:03,205	5	0:00,195	0:00,085	87,2 km/h
7	5	130	Lupien	Samuel	CAN	1:03,232	4	0:00,222	0:00,027	87,2 km/h
8	6	110	Brewczynski	Cody	AUS	1:03,233	6	0:00,223	0:00,001	87,2 km/h
9	7	142	Pylka	Mateusz	POL	1:03,256	6	0:00,246	0:00,023	87,1 km/h
10	8	122	Sorozabal	Aitor	ESP	1:03,275	6	0:00,265	0:00,019	87,1 km/h
11	9	162	Fliter	Christian	BRA	1:03,294	7	0:00,284	0:00,019	87,1 km/h
12	10	114	Okuzumi	Jiei	JPN	1:03,316	7	0:00,306	0:00,022	87,0 km/h
13	4	108	Schmidli	Titus-Shanghai	SUI	1:03,348	6	0:00,338	0:00,032	87,0 km/h
14	11	144	Dunner	Lukas	AUT	1:03,355	6	0:00,345	0:00,007	87,0 km/h
15	12	104	Kochev	Konstantin	RUS	1:03,361	6	0:00,351	0:00,006	87,0 km/h
16	13	138	Morse	Alec	AUS	1:03,392	7	0:00,382	0:00,031	86,9 km/h
17	5	130	Lupien	Samuel	CAN	1:03,416	5	0:00,406	0:00,024	86,9 km/h
18	14	168	Doerr	Phil	GER	1:03,427	6	0:00,417	0:00,011	86,9 km/h
19	9	162	Fliter	Christian	BRA	1:03,450	6	0:00,440	0:00,023	86,9 km/h
20	15	166	Chohan	Tehmur	UAE	1:03,487	6	0:00,477	0:00,037	86,8 km/h

Qualifying Practice 125 Junior MAX odd Numbers

NEU - NEW

Strecke / track: 1531m

started: 36 classified: 36 not classified: 0

Doc. 3.2

Pos	Str. Nr.	Fahrer Driver	Nation	Entrant	Nation	Runden Laps	Gesamzeit Differenz	Abstand Gap	beste Runde best Lap	in R. in L.	o Geschw. o Speed
1	169	Settimo, Marco	ITA	G.M.Motorsport Srl	ITA	7			1:03,209	7	87,2 km/h
2	111	Caldwell, Olli	GBR	KR Sport	GBR	5	0:00,116	0:00,116	1:03,325	5	87,0 km/h
3	155	Hoggard, Johnathan	GBR	KR Sport	GBR	5	0:00,157	0:00,041	1:03,366	5	87,0 km/h
4	131	De Alba, Andres	CAN	SRA Karting International Inc	CAN	7	0:00,204	0:00,047	1:03,413	7	86,9 km/h
5	171	Kovacs, Zsombor	HUN	KMS Europe	HUN	5	0:00,217	0:00,013	1:03,426	5	86,9 km/h
6	123	Ropanen, Roope	FIN	Jussi Laaksonen/J racing	FIN	7	0:00,251	0:00,034	1:03,460	7	86,9 km/h
7	165	Rosina, Michael	ITA	Sodi Kart Italia SKR	ITA	7	0:00,254	0:00,003	1:03,463	6	86,8 km/h
8	127	Taborsky, Pavol	SVK	Ert Racing Team	SVK	5	0:00,299	0:00,045	1:03,508	5	86,8 km/h
9	129	Charpentier, Axel	GBR	Strawberry Racing	GBR	5	0:00,382	0:00,083	1:03,591	5	86,7 km/h
10	113	Brueckner, Nicholas	USA	Maxspeed Group	USA	7	0:00,503	0:00,121	1:03,712	7	86,5 km/h
11	145	Lvov, Igor	RUS	Andriychuk Vladimir	RUS	5	0:00,561	0:00,058	1:03,770	5	86,4 km/h
12	159	Novotny, Jakub	CZE	MS Kart Racing Team S.R.O.	CZE	5	0:00,595	0:00,034	1:03,804	5	86,4 km/h
13	135	Jansson, Felix	SWE	Radne Motor AB	SWE	7	0:00,630	0:00,035	1:03,839	7	86,3 km/h
14	103	Ramirez, Mathias	USA	Maxspeed Group	USA	7	0:00,661	0:00,031	1:03,870	7	86,3 km/h
15	101	D Orlando, Michael	USA	Maxspeed Group	USA	7	0:00,699	0:00,038	1:03,908	7	86,2 km/h
16	115	O Connor, Cameron	RSA	Samantha Oconnor	RSA	7	0:00,719	0:00,020	1:03,928	4	86,2 km/h
17	167	Petersson, Lucas	UAE	Al Ain Raceway	UAE	5	0:00,748	0:00,029	1:03,957	5	86,2 km/h
18	147	Handsaeme, Xavier	BEL	Xavier Handsaeme	BEL	5	0:00,780	0:00,032	1:03,989	5	86,1 km/h
19	153	Claude, Leonie	FRA	Jean-Marie Chauvel	FRA	7	0:00,793	0:00,013	1:04,002	7	86,1 km/h
20	133	Rizk, Carl	LIB	Azimat Automotive Sal	LIB	5	0:00,809	0:00,016	1:04,018	3	86,1 km/h
21	137	Fritzler, Otto	ARG	Edgardo Fritzler	ARG	7	0:00,850	0:00,041	1:04,059	7	86,0 km/h
22	139	Sulaiman, Manuel	MEX	KR Sport UK	MEX	5	0:00,870	0:00,020	1:04,079	5	86,0 km/h
23	151	Pettitt, William	GBR	Tooley Motorsport	GBR	5	0:00,880	0:00,010	1:04,089	3	86,0 km/h
24	121	Jagesar, Leroy	MED	Ramdath Jagesar	MED	7	0:00,912	0:00,032	1:04,121	7	86,0 km/h
25	125	Leppae, Lauri	FIN	Heikki Vaeisaenen	FIN	7	0:00,941	0:00,029	1:04,150	7	85,9 km/h
26	141	Dillon, Hernan	ECU	Luis Felipe Davila Alcazar	ECU	7	0:01,017	0:00,076	1:04,226	7	85,8 km/h
27	107	Lee, Chanjoon	KOR	Pino Kart Racing	KOR	7	0:01,051	0:00,034	1:04,260	4	85,8 km/h
28	149	Hollis, Dylan	AUS	Hollis Dylan	AUS	6	0:01,072	0:00,021	1:04,281	4	85,7 km/h
29	161	Cubides, Henry	COL	Racing Components	COL	5	0:01,077	0:00,005	1:04,286	4	85,7 km/h
30	109	Hardja, Prasetyo	INA	KRS Motorsports	INA	5	0:01,119	0:00,042	1:04,328	5	85,7 km/h
31	163	Pires, Mariano	POK	Eusebio Pires	POK	7	0:01,222	0:00,103	1:04,431	2	85,5 km/h
32	143	Taskinen, Matthew	CAN	SRA Karting International Inc	CAN	7	0:01,224	0:00,002	1:04,433	7	85,5 km/h
33	157	Sharma, Manav	IND	Mahesh Kumar	IND	7	0:01,230	0:00,006	1:04,439	5	85,5 km/h
34	117	Portell, Diego	CHI	Francisco Portell	CHI	5	0:01,235	0:00,005	1:04,444	2	85,5 km/h
35	119	Valente, Enzo	FRA	Valente Pascal	FRA	5	0:02,157	0:00,922	1:05,366	2	84,3 km/h
36	105	Canillas, Marco	PAR	Mach 5 Karting	BRA	5	0:02,211	0:00,054	1:05,420	4	84,2 km/h

StNr. 105,117,161 Frontfaring fast Lap Canceled

StNr. 119 three fastest Laps Canceled

Clerk of the Course: R.Brito/R.Moselli/L.Azevedo/M.Branco Race-Control:T.Lainer Race director:N.Edward:

Stewards: R.Norbury / M.Guignard / L.Roby / P.Lackman / V.Sousa / N.Giorgione

Scrutineer: P.Klaassen / E.Salmon / F.Loer / R.Jafer / J.M. Ruhani / R.Roberio

Time Keeping: KART-DATA timing service Franz Schieszler / Martin Summerer

Zeitnahme / timekeeping
 control 
 Franz Schieszler
 gedruckt um / printed at: 13:11:27



RESULTS GRAND FINALS 2016

SARNO / ITALY, OCT. 15 - 22



Qualifying Practice 125 Junior MAX odd Numbers

Strecke / track: 1531 started: 36 classified: 36 not classified: 0

Fahrername Driver	Settimo Marco	Caldwell Olli	Hoggard Johnathan	De Alba Andres	Kovacs Zsombor	Ropanen Roopie	Rosina Michael	Taborsky Pavol	Charpentier Axel	Brueckner Nicholas	Lvov Igor	Novotny Jakub
schnellste Runde in Runde	1:03,209 Rn. 7	1:03,325 Rn. 5	1:03,366 Rn. 5	1:03,413 Rn. 7	1:03,426 Rn. 5	1:03,460 Rn. 7	1:03,463 Rn. 6	1:03,508 Rn. 5	1:03,591 Rn. 5	1:03,712 Rn. 7	1:03,770 Rn. 5	1:03,804 Rn. 5
Speed	87,2 km/h	87,0 km/h	87,0 km/h	86,9 km/h	86,9 km/h	86,9 km/h	86,8 km/h	86,8 km/h	86,7 km/h	86,5 km/h	86,4 km/h	86,4 km/h
Lap 1	1:04,497	1:07,161	1:04,945	1:04,615	1:05,017	1:04,423	1:04,464	1:05,165	1:08,190	1:05,040	1:05,403	1:04,970
Lap 2	1:03,901	1:07,390	1:11,475	1:04,085	1:04,123	1:04,152	1:04,038	1:05,558	1:06,073	1:04,840	1:06,558	1:07,162
Lap 3	1:03,510	1:04,172	1:04,570	1:03,932	1:06,153	1:04,064	1:03,652	1:04,067	1:04,442	1:04,007	1:03,816	1:04,489
Lap 4	1:03,923	1:06,264	1:03,824	1:04,197	1:03,600	1:04,657	1:03,800	1:04,731	1:04,676	1:03,846	1:04,678	1:03,893
Lap 5	1:03,480	<u>1:03,325</u>	<u>1:03,366</u>	1:05,439	<u>1:03,426</u>	1:04,816	1:03,517	<u>1:03,508</u>	<u>1:03,591</u>	1:04,968	<u>1:03,770</u>	<u>1:03,804</u>
Lap 6	1:03,444			1:04,816		1:04,826	<u>1:03,463</u>			1:10,057		
Lap 7	<u>1:03,209</u>			<u>1:03,413</u>		<u>1:03,460</u>	1:03,470			<u>1:03,712</u>		



RESULTS GRAND FINALS 2016

SARNO / ITALY, OCT. 15 - 22



Qualifying Practice 125 Junior MAX odd Numbers

Strecke / track: 1531 started: 36 classified: 36 not classified: 0

Fahrername Driver	Jansson Felix	Ramirez Mathias	D Orlando Michael	O Connor Cameron	Petersson Lucas	Handsaeme Xavier	Claude Leonie	Rizk Carl	Fritzler Otto	Sulaiman Manuel	Pettitt William	Jagesar Leroy
schnellste Runde in Runde	1:03,839 Rn. 7	1:03,870 Rn. 7	1:03,908 Rn. 7	1:03,928 Rn. 4	1:03,957 Rn. 5	1:03,989 Rn. 5	1:04,002 Rn. 7	1:04,018 Rn. 3	1:04,059 Rn. 7	1:04,079 Rn. 5	1:04,089 Rn. 3	1:04,121 Rn. 7
Speed	86,3 km/h	86,3 km/h	86,2 km/h	86,2 km/h	86,2 km/h	86,1 km/h	86,1 km/h	86,1 km/h	86,0 km/h	86,0 km/h	86,0 km/h	86,0 km/h
Lap 1	1:04,836	1:04,811	1:04,344	1:05,076	1:06,137	1:06,625	1:05,418	1:05,304	1:05,234	1:04,771	1:04,460	1:05,493
Lap 2	1:04,680	1:04,270	1:04,329	1:05,851	1:09,007	1:12,073	1:04,819	1:06,487	1:07,258	1:04,535	1:04,824	1:05,144
Lap 3	1:04,080	1:03,892	1:04,839	1:05,278	1:04,859	1:05,368	1:04,513	<u>1:04,018</u>	1:05,589	1:05,325	<u>1:04,089</u>	1:05,176
Lap 4	1:04,133	1:04,440	1:04,131	<u>1:03,928</u>	1:04,279	1:04,068	1:06,908	1:04,900	1:04,889	1:04,258	1:07,387	1:04,717
Lap 5	1:10,165	1:09,177	1:03,946	1:04,734	<u>1:03,957</u>	<u>1:03,989</u>	1:04,782	1:04,056	1:04,510	<u>1:04,079</u>	1:04,621	1:04,479
Lap 6	1:06,229	1:04,058	1:04,196	1:04,401			1:04,139		1:04,202			1:04,152
Lap 7	<u>1:03,839</u>	<u>1:03,870</u>	<u>1:03,908</u>	1:05,570			<u>1:04,002</u>		<u>1:04,059</u>			<u>1:04,121</u>



RESULTS GRAND FINALS 2016

SARNO / ITALY, OCT. 15 - 22



Qualifying Practice 125 Junior MAX odd Numbers

Strecke / track: 1531 started: 36 classified: 36 not classified: 0

Fahrername Driver	Leppae Lauri	Dillon Hernan	Lee Chanjoon	Hollis Dylan	Cubides Henry	Hardja Prassetyo	Pires Mariano	Taskinen Matthew	Sharma Manav	Portell Diego	Valente Enzo	Canillas Marco
schnellste Runde in Runde	1:04,150 Rn. 7	1:04,226 Rn. 7	1:04,260 Rn. 4	1:04,281 Rn. 4	1:04,286 Rn. 4	1:04,328 Rn. 5	1:04,431 Rn. 2	1:04,433 Rn. 7	1:04,439 Rn. 5	1:04,444 Rn. 2	1:05,366 Rn. 2	1:05,420 Rn. 4
Speed	85,9 km/h	85,8 km/h	85,8 km/h	85,7 km/h	85,7 km/h	85,7 km/h	85,5 km/h	85,5 km/h	85,5 km/h	85,5 km/h	84,3 km/h	84,2 km/h
Lap 1	1:04,918	1:05,129	1:06,309	1:10,432	1:04,837	1:06,291	1:04,610	1:05,190	1:06,001	1:04,889	1:10,780	1:06,480
Lap 2	1:04,412	1:04,831	1:05,476	1:04,504	1:06,152	1:06,460	<u>1:04,431</u>	1:06,170	1:05,580	<u>1:04,444</u>	<u>1:05,366</u>	1:07,322
Lap 3	1:04,180	1:06,418	1:04,644	1:04,909	1:11,359	1:04,408	1:05,824	1:07,048	1:04,821	(1:04,292)	(1:04,311)	1:05,996
Lap 4	1:07,484	1:05,069	<u>1:04,260</u>	<u>1:04,281</u>	<u>1:04,286</u>	1:04,637	1:05,112	1:07,950	1:04,645	1:04,981	(1:04,361)	<u>1:05,420</u>
Lap 5	1:04,467	1:04,863	1:04,651	1:05,520	(1:03,968)	<u>1:04,328</u>	1:04,645	1:05,936	<u>1:04,439</u>	1:05,515	(1:03,676)	(1:05,097)
Lap 6	1:06,802	1:04,788	1:04,566	1:04,763			1:07,152	1:05,203	1:04,561			
Lap 7	<u>1:04,150</u>	<u>1:04,226</u>	1:05,130				1:05,125	<u>1:04,433</u>	1:04,861			



Qualifying Practice 125 Junior MAX odd Numbers

Beste Rundenzeiten / best laptimes

Strecke / track: 1531m

Pos	Race Pos.	Str. Nr.	Fahrer driver	Vorname	NAT	Rundenzeit lap time	in R. in lap	Differenz gap first	Abstand gap	Ø Geschw. Ø speed
1	1	169	Settimo	Marco	ITA	1:03,209	7			87,2 km/h
2	2	111	Caldwell	Olli	GBR	1:03,325	5	0:00,116	0:00,116	87,0 km/h
3	3	155	Hoggard	Johnathan	GBR	1:03,366	5	0:00,157	0:00,041	87,0 km/h
4	4	131	De Alba	Andres	CAN	1:03,413	7	0:00,204	0:00,047	86,9 km/h
5	5	171	Kovacs	Zsombor	HUN	1:03,426	5	0:00,217	0:00,013	86,9 km/h
6	1	169	Settimo	Marco	ITA	1:03,444	6	0:00,235	0:00,018	86,9 km/h
7	6	123	Ropanen	Roope	FIN	1:03,460	7	0:00,251	0:00,016	86,9 km/h
8	7	165	Rosina	Michael	ITA	1:03,463	6	0:00,254	0:00,003	86,8 km/h
9	7	165	Rosina	Michael	ITA	1:03,470	7	0:00,261	0:00,007	86,8 km/h
10	1	169	Settimo	Marco	ITA	1:03,480	5	0:00,271	0:00,010	86,8 km/h
11	8	127	Taborsky	Pavol	SVK	1:03,508	5	0:00,299	0:00,028	86,8 km/h
12	1	169	Settimo	Marco	ITA	1:03,510	3	0:00,301	0:00,002	86,8 km/h
13	7	165	Rosina	Michael	ITA	1:03,517	5	0:00,308	0:00,007	86,8 km/h
14	9	129	Charpentier	Axel	GBR	1:03,591	5	0:00,382	0:00,074	86,7 km/h
15	5	171	Kovacs	Zsombor	HUN	1:03,600	4	0:00,391	0:00,009	86,7 km/h
16	7	165	Rosina	Michael	ITA	1:03,652	3	0:00,443	0:00,052	86,6 km/h
17	10	113	Brueckner	Nicholas	USA	1:03,712	7	0:00,503	0:00,060	86,5 km/h
18	11	145	Lvov	Igor	RUS	1:03,770	5	0:00,561	0:00,058	86,4 km/h
19	7	165	Rosina	Michael	ITA	1:03,800	4	0:00,591	0:00,030	86,4 km/h
20	12	159	Novotny	Jakub	CZE	1:03,804	5	0:00,595	0:00,004	86,4 km/h

Non Qualifying Practice 5 125 Junior MAX even Numbers

Strecke / track: 1531m

started: 35 classified: 35 not classified: 0

Doc. 4

Pos	Str. Nr.	Fahrer Driver	Nation	Entrant	Nation	Runden Laps	Gesamtzeit Differenz	Abstand Gap	beste Runde best Lap	in R. in L.	o Geschw. o Speed
1	124	Bouvier, Yann	FRA	Bouvier David	FRA	6			1:18,865	3	69,9 km/h
2	102	Tavella, Dylan	USA	Maxspeed Group	USA	7	0:00,389	0:00,389	1:19,254	7	69,5 km/h
3	110	Brewczynski, Cody	AUS	International Karting Distribution	AUS	7	0:00,547	0:00,158	1:19,412	7	69,4 km/h
4	130	Lupien, Samuel	CAN	SRA Karting International Inc	CAN	6	0:00,994	0:00,447	1:19,859	6	69,0 km/h
5	118	Payne, Matthew	NZL	Payne Gary	NZL	6	0:01,312	0:00,318	1:20,177	6	68,7 km/h
6	156	Lund, Mathias	DEN	Robert Schluensen	DEN	6	0:01,322	0:00,010	1:20,187	6	68,7 km/h
7	150	Koss, Georg	EST	TGT Racing	EST	6	0:01,344	0:00,022	1:20,209	6	68,7 km/h
8	126	Turney, Joe	GBR	KR Sport	GBR	6	0:01,352	0:00,008	1:20,217	6	68,7 km/h
9	166	Chohan, Tehmur	UAE	Al Ain Raceway	UAE	6	0:02,243	0:00,891	1:21,108	4	68,0 km/h
10	108	Schmidli, Titus-Shanghai	SUI	Coles Racing	GBR	6	0:02,257	0:00,014	1:21,122	6	67,9 km/h
11	162	Fliter, Christian	BRA	Mach 5 Karting	BRA	5	0:02,346	0:00,089	1:21,211	5	67,9 km/h
12	148	Morin, Hannes	SWE	Radne Motor	SWE	6	0:02,359	0:00,013	1:21,224	6	67,9 km/h
13	138	Morse, Alec	AUS	Morse Alec	AUS	6	0:02,445	0:00,086	1:21,310	6	67,8 km/h
14	106	Shepherd, Kane	THA	KRS Motorsports	MAS	6	0:02,447	0:00,002	1:21,312	6	67,8 km/h
15	144	Dunner, Lukas	AUT	VPDR	AUT	6	0:02,449	0:00,002	1:21,314	6	67,8 km/h
16	172	Minang, Perdana	INA	Starberry Racing	GBR	6	0:02,543	0:00,094	1:21,408	5	67,7 km/h
17	112	Kimber, Mark	GBR	Starberry Racing	GBR	6	0:02,595	0:00,052	1:21,460	6	67,7 km/h
18	116	Taira, Hibiki	JPN	Eiko Japan	JPN	6	0:02,653	0:00,058	1:21,518	6	67,6 km/h
19	122	Sorozabal, Aitor	ESP	Andry Honta	ESP	6	0:02,660	0:00,007	1:21,525	3	67,6 km/h
20	154	Kuehn, Erich	EST	AGS Racing	EST	6	0:02,791	0:00,131	1:21,656	6	67,5 km/h
21	168	Doerr, Phil	GER	CRG Performance	GER	6	0:02,792	0:00,001	1:21,657	6	67,5 km/h
22	104	Kochev, Konstantin	RUS	Andriychuk Vladimir	RUS	6	0:02,932	0:00,140	1:21,797	6	67,4 km/h
23	160	Dovjak, Anze	SLO	Sportstil Akk	SLO	6	0:02,943	0:00,011	1:21,808	6	67,4 km/h
24	128	Leroux, Romain	SIN	KRS Motorsports	MAS	6	0:03,473	0:00,530	1:22,338	4	66,9 km/h
25	158	Belhocine, Sebastien	CZE	Praga Czech Racing Team S.R.O.	CZE	6	0:03,608	0:00,135	1:22,473	5	66,8 km/h
26	146	Joerg, Nico	AUT	KSCA Sodi Austria Team	AUT	6	0:03,715	0:00,107	1:22,580	6	66,7 km/h
27	152	Hristov, Kristiyan	BUL	Dedrax	BUL	5	0:03,789	0:00,074	1:22,654	5	66,7 km/h
28	142	Pylka, Mateusz	POL	Uniq Racing	POL	6	0:03,790	0:00,001	1:22,655	2	66,7 km/h
29	134	Fabani, Santiago	ARG	Mariano Fabani	ARG	6	0:03,960	0:00,170	1:22,825	6	66,5 km/h
30	114	Okuzumi, Jiei	JPN	KP Buzz	JPN	6	0:04,200	0:00,240	1:23,065	5	66,4 km/h
31	132	Macdermid, Ryan	CAN	SRA Karting International Inc	CAN	6	0:04,402	0:00,202	1:23,267	5	66,2 km/h
32	164	Medina, Lucas	COL	Racing Components	COL	6	0:04,415	0:00,013	1:23,280	4	66,2 km/h
33	120	Soever, Laszlo	HUN	ERT Racing Team	HUN	5	0:06,024	0:01,609	1:24,889	4	64,9 km/h
34	136	Whelan, Aaron	IRL	Whelan Aaron	IRL	6	0:06,690	0:00,666	1:25,555	5	64,4 km/h
35	170	Salmaan, Hussein	EGY	Ghibli Raceway Egypt	EGY	4	0:10,298	0:03,608	1:29,163	3	61,8 km/h

Clerk of the Course: Ramiro Brito / R.Moselli / L.Azevedo / M.Branco Race-Control: Thomas Lainer Race director: Nigel Edwards
 Stewards: Richard Norbury / Michel Guignard / Luis Roby / Philipp Lackman / Vitor Sousa / Nicola Giorgione
 Scrutineer: Paul Klaassen / Ernie Salmon / Francois Loer / Rizal Jaafer / Jefrie M. Ruhani / Ruju Roberio
 Time Keeping: KART-DATA timing service Franz Schieszler / Martin Summerer



RESULTS GRAND FINALS 2016

SARNO / ITALY, OCT. 15 - 22



Non Qualifying Practice 5 125 Junior MAX even Numbers

Strecke / track: 1531 started: 35 classified: 35 not classified: 0

Fahrername Driver	Bouvier Yann	Tavella Dylan	Brewczynski Cody	Lupien Samuel	Payne Matthew	Lund Mathias	Koss Georg	Turney Joe	Chohan Tehmur	Schmidli Titus-Shanghai	Fliter Christian	Morin Hannes
schnellste Runde in Runde	1:18,865 Rn. 3	1:19,254 Rn. 7	1:19,412 Rn. 7	1:19,859 Rn. 6	1:20,177 Rn. 6	1:20,187 Rn. 6	1:20,209 Rn. 6	1:20,217 Rn. 6	1:21,108 Rn. 4	1:21,122 Rn. 6	1:21,211 Rn. 5	1:21,224 Rn. 6
Speed	69,9 km/h	69,5 km/h	69,4 km/h	69,0 km/h	68,7 km/h	68,7 km/h	68,7 km/h	68,7 km/h	68,0 km/h	67,9 km/h	67,9 km/h	67,9 km/h
Lap 1	1:22,014	1:22,806	1:22,427	1:23,749	1:31,135	1:49,382	1:31,236	1:25,354	1:26,124	1:26,741	1:25,752	1:28,270
Lap 2	1:18,945	1:22,347	1:22,000	1:26,626	1:22,889	1:23,352	1:23,756	1:25,154	1:24,224	1:22,954	1:23,871	1:24,810
Lap 3	<u>1:18,865</u>	1:20,719	1:21,453	1:38,803	1:23,069	1:24,442	1:20,843	1:24,627	1:25,859	1:23,130	3:44,242	1:22,923
Lap 4	1:21,288	1:20,192	1:21,134	1:22,109	1:38,338	1:20,299	1:21,475	1:27,587	<u>1:21,108</u>	1:22,337	1:31,326	1:21,994
Lap 5	1:19,999	1:20,596	1:21,331	1:22,847	1:21,229	1:23,804	1:20,740	1:22,802	1:21,968	1:22,553	<u>1:21,211</u>	1:25,235
Lap 6	1:26,301	1:20,582	1:19,884	<u>1:19,859</u>	<u>1:20,177</u>	<u>1:20,187</u>	<u>1:20,209</u>	<u>1:20,217</u>	1:22,668	<u>1:21,122</u>		<u>1:21,224</u>
Lap 7		<u>1:19,254</u>	<u>1:19,412</u>									



RESULTS GRAND FINALS 2016

SARNO / ITALY, OCT. 15 - 22



Non Qualifying Practice 5 125 Junior MAX even Numbers

Strecke / track: 1531

started: 35

classified: 35

not classified: 0

Fahrername Driver	Morse Alec	Shepherd Kane	Dunner Lukas	Minang Perdana	Kimber Mark	Taira Hibiki	Sorozabal Aitor	Kuehn Erich	Doerr Phil	Kochev Konstantin	Dovjak Anze	Leroux Romain
schnellste Runde in Runde	1:21,310 Rn. 6	1:21,312 Rn. 6	1:21,314 Rn. 6	1:21,408 Rn. 5	1:21,460 Rn. 6	1:21,518 Rn. 6	1:21,525 Rn. 3	1:21,656 Rn. 6	1:21,657 Rn. 6	1:21,797 Rn. 6	1:21,808 Rn. 6	1:22,338 Rn. 4
Speed	67,8 km/h	67,8 km/h	67,8 km/h	67,7 km/h	67,7 km/h	67,6 km/h	67,6 km/h	67,5 km/h	67,5 km/h	67,4 km/h	67,4 km/h	66,9 km/h
Lap 1	1:29,754	1:30,523	1:24,357	1:25,820	1:33,084	1:25,724	1:24,351	1:32,042	1:28,286	1:24,344	1:26,076	1:29,501
Lap 2	1:24,170	1:24,966	1:27,350	1:23,486	1:29,194	1:24,281	1:22,464	1:22,638	1:24,813	1:31,012	1:24,169	1:23,773
Lap 3	1:23,979	1:23,294	1:32,450	1:22,070	1:22,541	1:22,244	<u>1:21,525</u>	1:29,492	1:24,088	1:23,802	1:26,472	1:23,084
Lap 4	1:23,391	1:22,112	1:21,797	1:22,062	1:21,485	1:22,220	1:22,449	1:21,993	1:22,734	1:22,291	1:23,171	<u>1:22,338</u>
Lap 5	1:22,341	1:21,966	1:22,228	<u>1:21,408</u>	1:21,543	1:25,061	1:21,810	1:31,245	1:23,066	1:25,780	1:24,479	1:24,836
Lap 6	<u>1:21,310</u>	<u>1:21,312</u>	<u>1:21,314</u>	1:21,457	<u>1:21,460</u>	<u>1:21,518</u>	1:24,753	<u>1:21,656</u>	<u>1:21,657</u>	<u>1:21,797</u>	<u>1:21,808</u>	1:23,430
Lap 7												



RESULTS GRAND FINALS 2016

SARNO / ITALY, OCT. 15 - 22



Non Qualifying Practice 5 125 Junior MAX even Numbers

Strecke / track: 1531

started: 35

classified: 35

not classified: 0

Fahrername Driver	Belhocine Sebastien	Joerg Nico	Hristov Kristiyan	Pylka Mateusz	Fabani Santiago	Okuzumi Jiei	Macdermid Ryan	Medina Lucas	Soever Laszlo	Whelan Aaron	Salmaan Hussein	
schnellste Runde in Runde	1:22,473 Rn. 5	1:22,580 Rn. 6	1:22,654 Rn. 5	1:22,655 Rn. 2	1:22,825 Rn. 6	1:23,065 Rn. 5	1:23,267 Rn. 5	1:23,280 Rn. 4	1:24,889 Rn. 4	1:25,555 Rn. 5	1:29,163 Rn. 3	
Speed	66,8 km/h	66,7 km/h	66,7 km/h	66,7 km/h	66,5 km/h	66,4 km/h	66,2 km/h	66,2 km/h	64,9 km/h	64,4 km/h	61,8 km/h	
Lap 1	1:25,566	1:27,561	1:28,263	1:24,568	1:24,998	1:25,274	1:29,843	1:24,086	1:30,671	1:29,996	1:30,213	
Lap 2	1:25,084	1:25,206	1:23,834	<u>1:22,655</u>	1:25,070	1:23,565	1:25,755	1:25,066	1:50,353	1:27,359	1:37,621	
Lap 3	1:26,172	1:23,622	1:27,017	1:22,690	1:23,655	1:25,237	1:28,462	1:26,525	1:27,237	1:26,610	<u>1:29,163</u>	
Lap 4	1:25,295	1:22,708	1:26,746	1:22,935	1:22,976	1:23,354	1:25,607	<u>1:23,280</u>	<u>1:24,889</u>	1:28,890	1:34,118	
Lap 5	<u>1:22,473</u>	1:24,754	<u>1:22,654</u>	1:23,453	1:22,904	<u>1:23,065</u>	<u>1:23,267</u>	1:23,294	1:38,399	<u>1:25,555</u>		
Lap 6	1:24,117	<u>1:22,580</u>		1:23,255	<u>1:22,825</u>	1:24,354	1:24,007	1:25,393		1:25,747		
Lap 7												



Non Qualifying Practice 5 125 Junior MAX even Numbers

Beste Rundenzeiten / best laptimes

Strecke / track: 1531m

Pos	Race Pos.	Str. Nr.	Fahrer driver	Vorname	NAT	Rundenzeit lap time	in R. in lap	Differenz gap first	Abstand gap	Ø Geschw. Ø speed
1	1	124	Bouvier	Yann	FRA	1:18,865	3			69,9 km/h
2	1	124	Bouvier	Yann	FRA	1:18,945	2	0:00,080	0:00,080	69,8 km/h
3	2	102	Tavella	Dylan	USA	1:19,254	7	0:00,389	0:00,309	69,5 km/h
4	3	110	Brewczynski	Cody	AUS	1:19,412	7	0:00,547	0:00,158	69,4 km/h
5	4	130	Lupien	Samuel	CAN	1:19,859	6	0:00,994	0:00,447	69,0 km/h
6	3	110	Brewczynski	Cody	AUS	1:19,884	6	0:01,019	0:00,025	69,0 km/h
7	1	124	Bouvier	Yann	FRA	1:19,999	5	0:01,134	0:00,115	68,9 km/h
8	5	118	Payne	Matthew	NZL	1:20,177	6	0:01,312	0:00,178	68,7 km/h
9	6	156	Lund	Mathias	DEN	1:20,187	6	0:01,322	0:00,010	68,7 km/h
10	2	102	Tavella	Dylan	USA	1:20,192	4	0:01,327	0:00,005	68,7 km/h
11	7	150	Koss	Georg	EST	1:20,209	6	0:01,344	0:00,017	68,7 km/h
12	8	126	Turney	Joe	GBR	1:20,217	6	0:01,352	0:00,008	68,7 km/h
13	6	156	Lund	Mathias	DEN	1:20,299	4	0:01,434	0:00,082	68,6 km/h
14	2	102	Tavella	Dylan	USA	1:20,582	6	0:01,717	0:00,283	68,4 km/h
15	2	102	Tavella	Dylan	USA	1:20,596	5	0:01,731	0:00,014	68,4 km/h
16	2	102	Tavella	Dylan	USA	1:20,719	3	0:01,854	0:00,123	68,3 km/h
17	7	150	Koss	Georg	EST	1:20,740	5	0:01,875	0:00,021	68,3 km/h
18	7	150	Koss	Georg	EST	1:20,843	3	0:01,978	0:00,103	68,2 km/h
19	9	166	Chohan	Tehmur	UAE	1:21,108	4	0:02,243	0:00,265	68,0 km/h
20	10	108	Schmidli	Titus-Shanghai	SUI	1:21,122	6	0:02,257	0:00,014	67,9 km/h

Non Qualifying Practice 5 125 Junior MAX odd Numbers

Strecke / track: 1531m

started: 36 classified: 36 not classified: 0

Doc. 3

Pos	Str. Nr.	Fahrer Driver	Nation	Entrant	Nation	Runden Laps	Gesamtzeit Differenz	Abstand Gap	beste Runde best Lap	in R. in L.	o Geschw. o Speed
1	153	Claude, Leonie	FRA	Jean-Marie Chauvel	FRA	7			1:19,667	7	69,2 km/h
2	119	Valente, Enzo	FRA	Valente Pascal	FRA	6	0:00,715	0:00,715	1:20,382	6	68,6 km/h
3	149	Hollis, Dylan	AUS	Hollis Dylan	AUS	6	0:01,798	0:01,083	1:21,465	6	67,7 km/h
4	113	Brueckner, Nicholas	USA	Maxspeed Group	USA	6	0:01,848	0:00,050	1:21,515	6	67,6 km/h
5	107	Lee, Chanjoon	KOR	Pino Kart Racing	KOR	7	0:02,154	0:00,306	1:21,821	7	67,4 km/h
6	129	Charpentier, Axel	GBR	Strawberry Racing	GBR	7	0:02,314	0:00,160	1:21,981	7	67,2 km/h
7	147	Handsaeme, Xavier	BEL	Xavier Handsaeme	BEL	7	0:02,701	0:00,387	1:22,368	7	66,9 km/h
8	125	Leppae, Lauri	FIN	Heikki Vaeisaenen	FIN	6	0:02,898	0:00,197	1:22,565	6	66,8 km/h
9	127	Taborsky, Pavol	SVK	Ert Racing Team	SVK	6	0:02,923	0:00,025	1:22,590	5	66,7 km/h
10	123	Ropanen, Roope	FIN	Jussi Laaksonenijhl Racing	FIN	6	0:02,980	0:00,057	1:22,647	6	66,7 km/h
11	117	Portell, Diego	CHI	Francisco Portell	CHI	6	0:03,022	0:00,042	1:22,689	6	66,7 km/h
12	145	Lvov, Igor	RUS	Andriychuk Vladimir	RUS	6	0:03,023	0:00,001	1:22,690	5	66,7 km/h
13	105	Canillas, Marco	PAR	Mach 5 Karting	BRA	6	0:03,034	0:00,011	1:22,701	6	66,6 km/h
14	121	Jagesar, Leroy	IND	Ramdath Jagesar	IND	7	0:03,067	0:00,033	1:22,734	7	66,6 km/h
15	115	O Connor, Cameron	RSA	Samantha Oconnor	RSA	6	0:03,099	0:00,032	1:22,766	6	66,6 km/h
16	159	Novotny, Jakub	CZE	MS Kart Racing Team S.R.O.	CZE	6	0:03,225	0:00,126	1:22,892	6	66,5 km/h
17	103	Ramirez, Mathias	USA	Maxspeed Group	USA	6	0:03,340	0:00,115	1:23,007	5	66,4 km/h
18	155	Hoggard, Johnathan	GBR	KR Sport	GBR	6	0:03,361	0:00,021	1:23,028	5	66,4 km/h
19	151	Pettitt, William	GBR	Tooley Motorsport	GBR	6	0:03,408	0:00,047	1:23,075	6	66,3 km/h
20	109	Hardja, Prasetyo	INA	KRS Motorsports	MAS	7	0:03,473	0:00,065	1:23,140	7	66,3 km/h
21	101	D Orlando, Michael	USA	Maxspeed Group	USA	7	0:03,521	0:00,048	1:23,188	7	66,3 km/h
22	111	Caldwell, Olli	GBR	KR Sport	GBR	6	0:03,551	0:00,030	1:23,218	6	66,2 km/h
23	143	Taskinen, Matthew	CAN	SRA Karting International Inc	CAN	6	0:03,629	0:00,078	1:23,296	6	66,2 km/h
24	163	Pires, Mariano	POR	Eusebio Pires	POR	6	0:03,963	0:00,334	1:23,630	6	65,9 km/h
25	135	Jansson, Felix	SWE	Radne Motor AB	SWE	6	0:04,018	0:00,055	1:23,685	5	65,9 km/h
26	131	De Alba, Andres	CAN	SRA Karting International Inc	CAN	6	0:04,308	0:00,290	1:23,975	5	65,6 km/h
27	137	Fritzler, Otto	ARG	Edgardo Fritzler	ARG	6	0:04,400	0:00,092	1:24,067	4	65,6 km/h
28	139	Sulaiman, Manuel	MEX	KR Sport UK	MEX	6	0:04,547	0:00,147	1:24,214	5	65,4 km/h
29	165	Rosina, Michael	ITA	Sodi Kart Italia SKR	ITA	6	0:04,557	0:00,010	1:24,224	4	65,4 km/h
30	171	Kovacs, Zsombor	HUN	KMS Europe	HUN	6	0:04,919	0:00,362	1:24,586	6	65,2 km/h
31	169	Settimo, Marco	ITA	G.M.Motorsport Srl	ITA	6	0:05,064	0:00,145	1:24,731	4	65,0 km/h
32	133	Rizk, Carl	LIB	Azimut Automotive Sal	LIB	6	0:05,796	0:00,732	1:25,463	2	64,5 km/h
33	141	Dillon, Hernan	ECU	Luis Felipe Davila Alcazar	ECU	6	0:05,943	0:00,147	1:25,610	6	64,4 km/h
34	161	Cubides, Henry	COL	Racing Components	COL	6	0:06,220	0:00,277	1:25,887	5	64,2 km/h
35	157	Sharma, Manav	IND	Mahesh Kumar	IND	6	0:06,291	0:00,071	1:25,958	6	64,1 km/h
36	167	Peterson, Lucas	UAE	Al Ain Raceway	UAE	6	0:06,526	0:00,235	1:26,193	6	63,9 km/h

Clerk of the Course: Ramiro Brito / R.Moselli / L.Azevedo / M.Branco Race-Control: Thomas Lainer Race director: Nigel Edwards

Stewards: Richard Norbury / Michel Guignard / Luis Roby / Philipp Lackman / Vitor Sousa / Nicola Giorgione

Scrutineer: Paul Klaassen / Ernie Salmon / Francois Loeur / Rizal Jaafar / Jefrie M. Ruhani / Ruju Roberio

Time Keeping: KART-DATA timing service Franz Schiesler / Martin Summerer



RESULTS GRAND FINALS 2016

SARNO / ITALY, OCT. 15 - 22



Non Qualifying Practice 5 125 Junior MAX odd Numbers

Strecke / track: 1531

started: 36

classified: 36

not classified: 0

Fahrername Driver	Claude Leonie	Valente Enzo	Hollis Dylan	Brueckner Nicholas	Lee Chanjoon	Charpentier Axel	Handsaeme Xavier	Leppae Lauri	Taborsky Pavol	Ropanen Roope	Portell Diego	Lvov Igor
schnellste Runde in Runde	1:19,667 Rn. 7	1:20,382 Rn. 6	1:21,465 Rn. 6	1:21,515 Rn. 6	1:21,821 Rn. 7	1:21,981 Rn. 7	1:22,368 Rn. 7	1:22,565 Rn. 6	1:22,590 Rn. 5	1:22,647 Rn. 6	1:22,689 Rn. 6	1:22,690 Rn. 5
Speed	69,2 km/h	68,6 km/h	67,7 km/h	67,6 km/h	67,4 km/h	67,2 km/h	66,9 km/h	66,8 km/h	66,7 km/h	66,7 km/h	66,7 km/h	66,7 km/h
Lap 1	1:27,047	1:25,716	1:24,775	1:26,687	1:35,576	1:34,591	1:35,050	1:27,429	1:26,313	1:26,823	1:26,647	1:30,122
Lap 2	1:22,939	1:24,601	1:23,567	1:26,361	1:33,276	1:33,755	1:29,494	1:27,272	1:26,566	1:26,013	1:26,554	1:24,667
Lap 3	1:22,155	1:24,604	1:28,250	1:25,982	1:26,129	1:25,695	1:28,366	1:24,589	1:25,993	1:25,154	1:29,639	1:24,839
Lap 4	1:21,938	1:22,223	1:23,825	1:25,417	1:25,920	1:24,570	1:30,296	1:24,366	1:22,952	1:24,048	1:23,630	1:24,026
Lap 5	1:21,363	1:22,389	1:22,489	1:22,778	1:24,683	1:23,608	1:24,984	1:28,330	<u>1:22,590</u>	1:23,577	1:23,312	<u>1:22,690</u>
Lap 6	1:21,272	<u>1:20,382</u>	<u>1:21,465</u>	<u>1:21,515</u>	1:23,366	1:24,882	1:30,837	<u>1:22,565</u>	1:31,269	<u>1:22,647</u>	<u>1:22,689</u>	1:22,801
Lap 7	<u>1:19,667</u>				<u>1:21,821</u>	<u>1:21,981</u>	<u>1:22,368</u>					



RESULTS GRAND FINALS 2016

SARNO / ITALY, OCT. 15 - 22



Non Qualifying Practice 5 125 Junior MAX odd Numbers

Strecke / track: 1531

started: 36

classified: 36

not classified: 0

Fahrername Driver	Canillas Marco	Jagesar Leroy	O Connor Cameron	Novotny Jakub	Ramirez Mathias	Hoggard Johnathan	Pettitt William	Hardja Prassetyo	D Orlando Michael	Caldwell Olli	Taskinen Matthew	Pires Mariano
schnellste Runde in Runde	1:22,701 Rn. 6	1:22,734 Rn. 7	1:22,766 Rn. 6	1:22,892 Rn. 6	1:23,007 Rn. 5	1:23,028 Rn. 5	1:23,075 Rn. 6	1:23,140 Rn. 7	1:23,188 Rn. 7	1:23,218 Rn. 6	1:23,296 Rn. 6	1:23,630 Rn. 6
Speed	66,6 km/h	66,6 km/h	66,6 km/h	66,5 km/h	66,4 km/h	66,4 km/h	66,3 km/h	66,3 km/h	66,3 km/h	66,2 km/h	66,2 km/h	65,9 km/h
Lap 1	1:32,690	1:34,592	1:27,072	1:29,804	1:27,176	1:25,172	1:26,524	1:36,046	1:35,458	1:28,417	1:28,055	1:26,386
Lap 2	1:27,243	1:27,201	1:26,418	1:27,725	1:25,938	1:24,588	1:26,839	1:27,905	1:28,179	1:26,318	1:25,344	1:40,583
Lap 3	1:25,451	1:26,420	1:25,278	1:26,444	1:27,634	1:24,577	1:25,090	1:26,837	1:28,601	1:33,893	1:24,794	1:24,408
Lap 4	1:24,297	1:24,185	1:23,141	1:27,902	1:24,013	1:25,233	1:25,031	1:25,656	1:26,140	1:25,078	1:23,542	1:27,843
Lap 5	1:23,864	1:23,778	1:22,865	1:24,769	<u>1:23,007</u>	<u>1:23,028</u>	1:24,381	1:24,630	1:25,357	1:23,740	1:24,251	1:28,917
Lap 6	<u>1:22,701</u>	1:22,854	<u>1:22,766</u>	<u>1:22,892</u>	1:23,389	1:23,432	<u>1:23,075</u>	1:24,250	1:24,119	<u>1:23,218</u>	<u>1:23,296</u>	<u>1:23,630</u>
Lap 7		<u>1:22,734</u>						<u>1:23,140</u>	<u>1:23,188</u>			



RESULTS GRAND FINALS 2016

SARNO / ITALY, OCT. 15 - 22



Non Qualifying Practice 5 125 Junior MAX odd Numbers

Strecke / track: 1531

started: 36

classified: 36

not classified: 0

Fahrername Driver	Jansson Felix	De Alba Andres	Fritzler Otto	Sulaiman Manuel	Rosina Michael	Kovacs Zsombor	Settimo Marco	Rizk Carl	Dillon Hernan	Cubides Henry	Sharma Manav	Petersson Lucas
schnellste Runde in Runde	1:23,685 Rn. 5	1:23,975 Rn. 5	1:24,067 Rn. 4	1:24,214 Rn. 5	1:24,224 Rn. 4	1:24,586 Rn. 6	1:24,731 Rn. 4	1:25,463 Rn. 2	1:25,610 Rn. 6	1:25,887 Rn. 5	1:25,958 Rn. 6	1:26,193 Rn. 6
Speed	65,9 km/h	65,6 km/h	65,6 km/h	65,4 km/h	65,4 km/h	65,2 km/h	65,0 km/h	64,5 km/h	64,4 km/h	64,2 km/h	64,1 km/h	63,9 km/h
Lap 1	1:27,240	1:25,722	1:28,556	1:26,255	1:33,950	1:27,529	1:36,325	1:36,073	1:27,735	1:29,541	1:34,487	1:31,745
Lap 2	1:27,773	1:24,583	1:27,041	1:29,621	1:27,168	1:26,336	1:27,501	<u>1:25,463</u>	1:27,476	1:29,070	1:27,060	1:31,194
Lap 3	1:23,993	1:25,077	1:26,282	1:24,878	1:38,229	1:26,146	1:31,356	1:26,247	1:35,729	1:26,699	1:30,789	1:29,597
Lap 4	1:23,784	1:24,183	<u>1:24,067</u>	1:24,655	<u>1:24,224</u>	1:24,913	<u>1:24,731</u>	1:26,098	1:25,756	1:34,229	1:31,918	1:27,509
Lap 5	<u>1:23,685</u>	<u>1:23,975</u>	1:37,699	<u>1:24,214</u>	1:25,683	1:24,735	1:24,812	1:39,056	1:25,735	<u>1:25,887</u>	1:26,813	1:27,511
Lap 6	1:25,408	1:29,563	1:26,040	1:27,143	1:24,806	<u>1:24,586</u>	1:24,956	1:29,660	<u>1:25,610</u>	1:28,313	<u>1:25,958</u>	<u>1:26,193</u>
Lap 7												



Non Qualifying Practice 5 125 Junior MAX odd Numbers

Beste Rundenzeiten / best laptimes

Strecke / track: 1531m

Pos	Race Pos.	Str. Nr.	Fahrer driver	Vorname	NAT	Rundenzeit lap time	in R. in lap	Differenz gap first	Abstand gap	Ø Geschw. Ø speed
1	1	153	Claude	Leonie	FRA	1:19,667	7			69,2 km/h
2	2	119	Valente	Enzo	FRA	1:20,382	6	0:00,715	0:00,715	68,6 km/h
3	1	153	Claude	Leonie	FRA	1:21,272	6	0:01,605	0:00,890	67,8 km/h
4	1	153	Claude	Leonie	FRA	1:21,363	5	0:01,696	0:00,091	67,7 km/h
5	3	149	Hollis	Dylan	AUS	1:21,465	6	0:01,798	0:00,102	67,7 km/h
6	4	113	Brueckner	Nicholas	USA	1:21,515	6	0:01,848	0:00,050	67,6 km/h
7	5	107	Lee	Chanjoon	KOR	1:21,821	7	0:02,154	0:00,306	67,4 km/h
8	1	153	Claude	Leonie	FRA	1:21,938	4	0:02,271	0:00,117	67,3 km/h
9	6	129	Charpentier	Axel	GBR	1:21,981	7	0:02,314	0:00,043	67,2 km/h
10	1	153	Claude	Leonie	FRA	1:22,155	3	0:02,488	0:00,174	67,1 km/h
11	2	119	Valente	Enzo	FRA	1:22,223	4	0:02,556	0:00,068	67,0 km/h
12	7	147	Handsaeme	Xavier	BEL	1:22,368	7	0:02,701	0:00,145	66,9 km/h
13	2	119	Valente	Enzo	FRA	1:22,389	5	0:02,722	0:00,021	66,9 km/h
14	3	149	Hollis	Dylan	AUS	1:22,489	5	0:02,822	0:00,100	66,8 km/h
15	8	125	Leppae	Lauri	FIN	1:22,565	6	0:02,898	0:00,076	66,8 km/h
16	9	127	Taborsky	Pavol	SVK	1:22,590	5	0:02,923	0:00,025	66,7 km/h
17	10	123	Ropanen	Roope	FIN	1:22,647	6	0:02,980	0:00,057	66,7 km/h
18	11	117	Portell	Diego	CHI	1:22,689	6	0:03,022	0:00,042	66,7 km/h
19	12	145	Lvov	Igor	RUS	1:22,690	5	0:03,023	0:00,001	66,7 km/h
20	13	105	Canillas	Marco	PAR	1:22,701	6	0:03,034	0:00,011	66,6 km/h

Non Qualifying Practice 4 125 Junior MAX even Numbers

Strecke / track: 1531m

started: 36 classified: 36 not classified: 0

Doc. 24

Pos	Str. Nr.	Fahrer Driver	Nation	Entrant	Nation	Runden Laps	Gesamtzeit Differenz	Abstand Gap	beste Runde best Lap	in R. in L.	o Geschw. o Speed
1	120	Soever, Laszlo	HUN	Top-Motorsport Egysulet	HUN	12			1:02,578	3	88,1 km/h
2	126	Turney, Joe	GBR	KR Sport	GBR	13	0:00,023	0:00,023	1:02,601	12	88,0 km/h
3	112	Kimber, Mark	GBR	Starberry Racing	GBR	12	0:00,027	0:00,004	1:02,605	11	88,0 km/h
4	138	Morse, Alec	AUS	Morse Alec	AUS	13	0:00,067	0:00,040	1:02,645	10	88,0 km/h
5	144	Dunner, Lukas	AUT	VPDR	AUT	11	0:00,081	0:00,014	1:02,659	11	88,0 km/h
6	148	Morin, Hannes	SWE	Radne Motor	SWE	11	0:00,087	0:00,006	1:02,665	10	88,0 km/h
7	132	Macdermid, Ryan	CAN	SRA Karting International Inc	CAN	12	0:00,089	0:00,002	1:02,667	12	88,0 km/h
8	172	Minang, Perdana	INA	Starberry Racing	GBR	13	0:00,117	0:00,028	1:02,695	11	87,9 km/h
9	130	Lupien, Samuel	CAN	SRA Karting International Inc	CAN	11	0:00,160	0:00,043	1:02,738	11	87,9 km/h
10	166	Chohan, Tehmur	UAE	Al Ain Raceway	UAE	13	0:00,189	0:00,029	1:02,767	11	87,8 km/h
11	108	Schmidli, Titus-Shanghai	SUI	Coles Racing	SUI	13	0:00,212	0:00,023	1:02,790	12	87,8 km/h
12	110	Brewczynski, Cody	AUS	International Karting Distribution	AUS	12	0:00,227	0:00,015	1:02,805	7	87,8 km/h
13	118	Payne, Matthew	NZL	Payne Gary	NZL	12	0:00,235	0:00,008	1:02,813	6	87,7 km/h
14	142	Pylka, Mateusz	POL	Uniq Racing	POL	12	0:00,272	0:00,037	1:02,850	7	87,7 km/h
15	122	Sorozabal, Aitor	ESP	Andry Honta	ESP	13	0:00,322	0:00,050	1:02,900	13	87,6 km/h
16	114	Okuzumi, Jiei	JPN	KP Buzz	JPN	13	0:00,363	0:00,041	1:02,941	13	87,6 km/h
17	116	Taira, Hibiki	JPN	Eiko Japan	JPN	13	0:00,373	0:00,010	1:02,951	13	87,6 km/h
18	168	Doerr, Phil	GER	CRG Performance	GER	13	0:00,406	0:00,033	1:02,984	5	87,5 km/h
19	128	Leroux, Romain	SIN	KRS Motorsports	MAS	13	0:00,421	0:00,015	1:02,999	13	87,5 km/h
20	146	Joerg, Nico	AUT	KSCA Sodi Austria Team	AUT	12	0:00,428	0:00,007	1:03,006	6	87,5 km/h
21	124	Bouvier, Yann	FRA	Bouvier David	FRA	13	0:00,565	0:00,137	1:03,143	13	87,3 km/h
22	106	Shepherd, Kane	THA	KRS Motorsports	MAS	13	0:00,640	0:00,075	1:03,218	5	87,2 km/h
23	156	Lund, Mathias	DEN	Robert Schluensen	DEN	12	0:00,667	0:00,027	1:03,245	8	87,1 km/h
24	102	Tavella, Dylan	USA	Maxspeed Group	USA	12	0:00,725	0:00,058	1:03,303	8	87,1 km/h
25	104	Kochev, Konstantin	RUS	Andriychuk Vladimir	RUS	13	0:00,726	0:00,001	1:03,304	6	87,1 km/h
26	158	Belhocine, Sebastien	CZE	Praga Czech Racing Team S.R.O.	CZE	12	0:00,732	0:00,006	1:03,310	2	87,1 km/h
27	154	Kuehn, Erich	EST	AGS Racing	EST	12	0:00,818	0:00,086	1:03,396	8	86,9 km/h
28	150	Koss, Georg	EST	TGT Racing	EST	12	0:00,967	0:00,149	1:03,545	5	86,7 km/h
29	134	Fabani, Santiago	ARG	Mariano Fabani	ARG	12	0:01,000	0:00,033	1:03,578	4	86,7 km/h
30	160	Dovjak, Anze	SLO	Sportstil Akk	SLO	13	0:01,001	0:00,001	1:03,579	13	86,7 km/h
31	162	Fliter, Christian	BRA	Mach 5 Karting	BRA	11	0:01,018	0:00,017	1:03,596	5	86,7 km/h
32	140	Sanchez, Jorge	MEX	Carlos Medina	MEX	13	0:01,186	0:00,168	1:03,764	11	86,4 km/h
33	164	Medina, Lucas	COL	Racing Components	COL	11	0:01,209	0:00,023	1:03,787	10	86,4 km/h
34	152	Hristov, Kristiyan	BUL	Dedrax	BUL	12	0:01,494	0:00,285	1:04,072	7	86,0 km/h
35	170	Salmaan, Hussein	EGY	Ghibli Raceway Egypt	EGY	11	0:02,634	0:01,140	1:05,212	11	84,5 km/h
36	136	Whelan, Aaron	IRL	Whelan Aaron	IRL	0					

Clerk of the Course: Ramiro Brito / R.Moselli / L.Azevedo / M.Branco Race-Control: Thomas Lainer Race director: Nigel Edwards

Stewards: Richard Norbury / Michel Guignard / Luis Roby / Philipp Lackman / Vitor Sousa / Nicola Giorgione

Scrutineer: Paul Klaassen / Ernie Salmon / Francois Loeur / Rizal Jafer / Minhut Hasnizam / Ruju Roberio

Time Keeping: KART-DATA timing service Franz Schiesler / Martin Summerer



Non Qualifying Practice 4 125 Junior MAX even Numbers

Strecke / track: 1531

started: 36

classified: 36

not classified: 0

Fahrername Driver	Soever Laszlo	Turney Joe	Kimber Mark	Morse Alec	Dunner Lukas	Morin Hannes	Macdermid Ryan	Minang Perdana	Lupien Samuel	Chohan Tehmur	Schmidli Titus-Shanghai	Brewczynski Cody
schnellste Runde in Runde	1:02,578 Rn. 3	1:02,601 Rn. 12	1:02,605 Rn. 11	1:02,645 Rn. 10	1:02,659 Rn. 11	1:02,665 Rn. 10	1:02,667 Rn. 12	1:02,695 Rn. 11	1:02,738 Rn. 11	1:02,767 Rn. 11	1:02,790 Rn. 12	1:02,805 Rn. 7
Speed	88,1 km/h	88,0 km/h	88,0 km/h	88,0 km/h	88,0 km/h	88,0 km/h	88,0 km/h	87,9 km/h	87,9 km/h	87,8 km/h	87,8 km/h	87,8 km/h
Lap 1	1:02,823	1:03,171	1:04,990	1:03,876	1:04,065	1:03,495	1:03,652	1:05,018	1:29,120	1:03,725	1:05,192	1:03,828
Lap 2	1:03,428	1:02,715	1:02,890	1:04,242	1:03,365	1:03,664	1:03,452	1:03,475	1:09,868	1:03,357	1:03,390	1:03,561
Lap 3	<u>1:02,578</u>	1:03,905	1:03,399	1:14,037	1:03,370	1:04,301	1:03,773	1:03,874	1:03,376	1:03,457	1:03,198	1:03,112
Lap 4	1:07,973	1:02,973	1:02,748	1:03,297	1:03,440	1:03,216	1:03,191	1:03,517	2:14,368	1:02,781	1:03,445	1:04,201
Lap 5	1:02,934	1:05,322	1:02,892	1:02,792	1:03,256	1:03,038	1:02,947	1:03,127	1:25,618	1:03,777	1:03,339	1:03,063
Lap 6	1:03,522	1:02,926	1:03,884	1:03,297	1:03,260	1:04,115	1:02,756	1:06,192	1:05,894	1:03,316	1:11,444	1:02,973
Lap 7	1:02,809	1:02,642	1:02,968	1:03,309	1:03,548	1:03,872	2:29,895	1:04,028	1:02,998	1:03,570	1:03,891	<u>1:02,805</u>
Lap 8	1:04,797	1:03,018	1:03,676	1:05,096	1:14,309	1:03,645	1:11,350	1:03,097	1:03,345	1:03,323	1:03,024	1:03,242
Lap 9	1:02,704	1:02,845	1:04,163	1:04,088	1:02,819	1:04,803	1:03,192	1:03,929	1:02,840	1:03,640	1:04,778	1:03,294
Lap 10	1:03,306	1:02,882	1:02,981	<u>1:02,645</u>	1:02,880	<u>1:02,665</u>	1:03,066	1:03,195	1:02,906	1:03,022	1:04,583	1:07,299
Lap 11	1:03,153	1:02,751	<u>1:02,605</u>	1:03,079	<u>1:02,659</u>	1:03,324	1:02,866	<u>1:02,695</u>	<u>1:02,738</u>	<u>1:02,767</u>	1:03,170	1:03,311
Lap 12	1:02,721	<u>1:02,601</u>	1:02,894	1:02,998			<u>1:02,667</u>	1:02,766		1:02,931	<u>1:02,790</u>	1:02,859
Lap 13		1:02,718		1:03,124				1:03,037		1:03,504	1:02,996	



Non Qualifying Practice 4 125 Junior MAX even Numbers

Strecke / track: 1531

started: 36

classified: 36

not classified: 0

Fahrername Driver	Payne Matthew	Pylka Mateusz	Sorozabal Aitor	Okuzumi Jiei	Taira Hibiki	Doerr Phil	Leroux Romain	Joerg Nico	Bouvier Yann	Shepherd Kane	Lund Mathias	Tavella Dylan
schnellste Runde in Runde	1:02,813 Rn. 6	1:02,850 Rn. 7	1:02,900 Rn. 13	1:02,941 Rn. 13	1:02,951 Rn. 13	1:02,984 Rn. 5	1:02,999 Rn. 13	1:03,006 Rn. 6	1:03,143 Rn. 13	1:03,218 Rn. 5	1:03,245 Rn. 8	1:03,303 Rn. 8
Speed	87,7 km/h	87,7 km/h	87,6 km/h	87,6 km/h	87,6 km/h	87,5 km/h	87,5 km/h	87,5 km/h	87,3 km/h	87,2 km/h	87,1 km/h	87,1 km/h
Lap 1	1:03,835	1:03,427	1:03,473	1:04,050	1:03,245	1:04,885	1:04,251	1:03,638	1:04,185	1:04,226	1:04,033	1:03,712
Lap 2	1:03,525	1:03,459	1:03,191	1:03,901	1:03,389	1:03,995	1:04,001	1:03,108	1:03,505	1:03,479	1:03,954	1:03,700
Lap 3	1:03,214	1:03,551	1:03,837	1:03,688	1:03,204	1:03,228	1:04,142	1:04,538	1:03,514	1:03,642	1:04,898	1:03,482
Lap 4	1:03,808	1:06,967	1:03,203	1:03,656	1:03,223	1:03,882	1:03,594	1:03,281	1:03,746	1:03,746	1:03,343	1:03,980
Lap 5	1:02,969	1:52,102	1:04,392	1:03,341	1:03,277	<u>1:02,984</u>	1:03,397	1:03,259	1:04,958	<u>1:03,218</u>	1:03,926	1:03,524
Lap 6	<u>1:02,813</u>	1:21,230	1:03,270	1:03,068	1:03,543	1:03,076	1:03,264	<u>1:03,006</u>	1:14,412	1:04,067	2:13,529	1:03,515
Lap 7	1:03,373	<u>1:02,850</u>	1:03,508	1:03,755	1:06,638	1:03,427	1:03,604	1:56,250	1:03,988	1:07,538	1:14,028	1:03,693
Lap 8	1:02,905	1:02,919	1:03,377	1:03,102	1:02,999	1:03,253	1:03,840	1:20,928	1:03,854	1:03,495	<u>1:03,245</u>	<u>1:03,303</u>
Lap 9	1:04,031	1:04,122	1:04,491	1:04,247	1:02,987	1:03,477	1:03,903	1:04,452	1:03,611	1:04,049	1:03,463	1:03,397
Lap 10	1:07,270	1:03,113	1:04,958	1:03,979	1:28,728	1:04,094	1:03,392	1:05,101	1:03,301	1:04,452	1:04,206	2:03,884
Lap 11	1:03,502	1:02,951	1:04,136	1:03,511	1:11,155	1:03,695	1:03,229	1:04,297	1:03,774	1:03,880	1:03,586	1:12,981
Lap 12	1:02,938	1:03,010	1:03,795	1:03,653	1:03,236	1:03,254	1:03,277	1:03,827	1:03,225	1:04,238	1:03,249	1:03,309
Lap 13			<u>1:02,900</u>	<u>1:02,941</u>	<u>1:02,951</u>	<u>1:03,372</u>	<u>1:02,999</u>		<u>1:03,143</u>	<u>1:03,457</u>		



RESULTS GRAND FINALS 2016

SARNO / ITALY, OCT. 15 - 22



Non Qualifying Practice 4 125 Junior MAX even Numbers

Strecke / track: 1531 started: 36 classified: 36 not classified: 0

Fahrername Driver	Kochev Konstantin	Belhocine Sebastien	Kuehn Erich	Koss Georg	Fabani Santiago	Dovjak Anze	Fliter Christian	Sanchez Jorge	Medina Lucas	Hristov Kristiyan	Salmaan Hussein	Whelan Aaron
schnellste Runde in Runde	1:03,304 Rn. 6	1:03,310 Rn. 2	1:03,396 Rn. 8	1:03,545 Rn. 5	1:03,578 Rn. 4	1:03,579 Rn. 13	1:03,596 Rn. 5	1:03,764 Rn. 11	1:03,787 Rn. 10	1:04,072 Rn. 7	1:05,212 Rn. 11	
Speed	87,1 km/h	87,1 km/h	86,9 km/h	86,7 km/h	86,7 km/h	86,7 km/h	86,7 km/h	86,4 km/h	86,4 km/h	86,0 km/h	84,5 km/h	
Lap 1	1:06,000	1:03,794	1:04,602	1:05,024	1:04,427	1:04,094	1:04,275	1:05,812	1:05,552	1:25,119	1:06,215	
Lap 2	1:03,805	<u>1:03,310</u>	1:04,753	1:04,066	1:05,059	1:04,264	1:03,602	1:05,419	1:05,205	1:06,057	1:05,436	
Lap 3	1:03,849	1:03,505	1:03,501	1:03,603	1:03,763	1:03,936	1:03,614	1:05,632	1:04,526	1:05,476	1:09,085	
Lap 4	1:06,926	1:04,072	1:04,167	1:03,821	<u>1:03,578</u>	1:03,639	1:03,835	1:06,585	1:04,084	1:04,735	1:06,762	
Lap 5	1:03,463	1:03,558	1:04,131	<u>1:03,545</u>	1:03,773	1:04,013	<u>1:03,596</u>	1:04,515	2:08,917	1:04,933	1:05,303	
Lap 6	<u>1:03,304</u>	1:51,722	1:04,112	1:03,767	1:03,598	1:03,687	1:03,603	1:04,273	1:23,824	1:06,363	1:06,203	
Lap 7	1:05,278	1:10,376	1:03,689	2:20,213	1:03,635	1:03,890	2:34,101	1:04,834	1:08,099	<u>1:04,072</u>	1:05,669	
Lap 8	1:04,371	1:04,008	<u>1:03,396</u>	1:10,420	1:51,375	1:03,676	1:12,351	1:05,585	1:29,820	1:04,718	1:18,075	
Lap 9	1:05,020	1:04,033	1:45,382	1:04,496	1:19,826	1:03,945	1:03,683	1:05,419	1:04,110	1:04,581	1:06,522	
Lap 10	1:04,267	1:03,956	1:13,150	1:03,889	1:04,098	1:04,068	1:03,734	1:04,908	<u>1:03,787</u>	1:04,394	1:05,685	
Lap 11	1:07,006	1:03,892	1:03,884	1:04,325	1:04,108	1:03,629	1:03,936	<u>1:03,764</u>	1:03,808	1:04,086	<u>1:05,212</u>	
Lap 12	1:03,313	1:03,876	1:03,918	1:04,026	1:04,058	1:03,822		1:05,159		1:04,107		
Lap 13	1:03,435					<u>1:03,579</u>		1:05,044				



Non Qualifying Practice 4 125 Junior MAX even Numbers

Beste Rundenzeiten / best laptimes

Strecke / track: 1531m

Pos	Race Pos.	Str. Nr.	Fahrer driver	Vorname	NAT	Rundenzeit lap time	in R. in lap	Differenz gap first	Abstand gap	Ø Geschw. Ø speed
1	1	120	Soever	Laszlo	HUN	1:02,578	3			88,1 km/h
2	2	126	Turney	Joe	GBR	1:02,601	12	0:00,023	0:00,023	88,0 km/h
3	3	112	Kimber	Mark	GBR	1:02,605	11	0:00,027	0:00,004	88,0 km/h
4	2	126	Turney	Joe	GBR	1:02,642	7	0:00,064	0:00,037	88,0 km/h
5	4	138	Morse	Alec	AUS	1:02,645	10	0:00,067	0:00,003	88,0 km/h
6	5	144	Dunner	Lukas	AUT	1:02,659	11	0:00,081	0:00,014	88,0 km/h
7	6	148	Morin	Hannes	SWE	1:02,665	10	0:00,087	0:00,006	88,0 km/h
8	7	132	Macdermid	Ryan	CAN	1:02,667	12	0:00,089	0:00,002	88,0 km/h
9	8	172	Minang	Perdana	INA	1:02,695	11	0:00,117	0:00,028	87,9 km/h
10	1	120	Soever	Laszlo	HUN	1:02,704	9	0:00,126	0:00,009	87,9 km/h
11	2	126	Turney	Joe	GBR	1:02,715	2	0:00,137	0:00,011	87,9 km/h
12	2	126	Turney	Joe	GBR	1:02,718	13	0:00,140	0:00,003	87,9 km/h
13	1	120	Soever	Laszlo	HUN	1:02,721	12	0:00,143	0:00,003	87,9 km/h
14	9	130	Lupien	Samuel	CAN	1:02,738	11	0:00,160	0:00,017	87,9 km/h
15	3	112	Kimber	Mark	GBR	1:02,748	4	0:00,170	0:00,010	87,8 km/h
16	2	126	Turney	Joe	GBR	1:02,751	11	0:00,173	0:00,003	87,8 km/h
17	7	132	Macdermid	Ryan	CAN	1:02,756	6	0:00,178	0:00,005	87,8 km/h
18	8	172	Minang	Perdana	INA	1:02,766	12	0:00,188	0:00,010	87,8 km/h
19	10	166	Chohan	Tehmur	UAE	1:02,767	11	0:00,189	0:00,001	87,8 km/h
20	10	166	Chohan	Tehmur	UAE	1:02,781	4	0:00,203	0:00,014	87,8 km/h

Non Qualifying Practice 4 125 Junior MAX odd Numbers

Strecke / track: 1531m

started: 36 classified: 36 not classified: 0

Doc. 23

Pos	Str. Nr.	Fahrer Driver	Nation	Entrant	Nation	Runden Laps	Gesamtzeit Differenz	Abstand Gap	beste Runde best Lap	in R. in L.	o Geschw. o Speed
1	139	Sulaiman, Manuel	MEX	KR Sport UK	MEX	13			1:02,699	10	87,9 km/h
2	149	Hollis, Dylan	AUS	Hollis Dylan	AUS	13	0:00,029	0:00,029	1:02,728	13	87,9 km/h
3	151	Petiit, William	GBR	Tooley Motorsport	GBR	13	0:00,039	0:00,010	1:02,738	11	87,9 km/h
4	155	Hoggard, Johnathan	GBR	KR Sport	GBR	13	0:00,047	0:00,008	1:02,746	13	87,8 km/h
5	147	Handsaeme, Xavier	BEL	Xavier Handsaeme	BEL	14	0:00,109	0:00,062	1:02,808	14	87,8 km/h
6	171	Kovacs, Zsombor	HUN	KMS Europe	HUN	13	0:00,110	0:00,001	1:02,809	13	87,8 km/h
7	129	Charpentier, Axel	GBR	Strawberry Racing	GBR	8	0:00,192	0:00,082	1:02,891	7	87,6 km/h
8	131	De Alba, Andres	CAN	SRA Karting International Inc	CAN	13	0:00,293	0:00,101	1:02,992	12	87,5 km/h
9	111	Caldwell, Olli	GBR	KR Sport	GBR	13	0:00,331	0:00,038	1:03,030	11	87,4 km/h
10	103	Ramirez, Mathias	USA	Maxspeed Group	USA	13	0:00,335	0:00,004	1:03,034	12	87,4 km/h
11	123	Ropanen, Roope	FIN	Jussi LaaksonenJH Racing	FIN	13	0:00,360	0:00,025	1:03,059	13	87,4 km/h
12	167	Petersson, Lucas	UAE	Al Ain Raceway	UAE	13	0:00,362	0:00,002	1:03,061	13	87,4 km/h
13	107	Lee, Chanjoon	KOR	Pino Kart Racing	KOR	11	0:00,420	0:00,058	1:03,119	5	87,3 km/h
14	127	Taborsky, Pavol	SVK	Ert Racing Team	SVK	12	0:00,422	0:00,002	1:03,121	6	87,3 km/h
15	145	Lvov, Igor	RUS	Andriyuk Vladimir	RUS	13	0:00,459	0:00,037	1:03,158	8	87,3 km/h
16	113	Brueckner, Nicholas	USA	Maxspeed Group	USA	11	0:00,460	0:00,001	1:03,159	9	87,3 km/h
17	119	Valente, Enzo	FRA	Valente Pascal	FRA	12	0:00,496	0:00,036	1:03,195	10	87,2 km/h
18	165	Rosina, Michael	ITA	Sodi Kart Italia SKR	ITA	13	0:00,508	0:00,012	1:03,207	11	87,2 km/h
19	169	Settimo, Marco	ITA	G.M.Motorsport Srl	ITA	12	0:00,597	0:00,089	1:03,296	10	87,1 km/h
20	163	Pires, Mariano	POR	Eusebio Pires	POR	11	0:00,602	0:00,005	1:03,301	11	87,1 km/h
21	157	Sharma, Manav	IND	Mahesh Kumar	IND	12	0:00,670	0:00,068	1:03,369	5	87,0 km/h
22	143	Taskinen, Matthew	CAN	SRA Karting International Inc	CAN	13	0:00,673	0:00,003	1:03,372	12	87,0 km/h
23	135	Jansson, Felix	SWE	Radne Motor AB	SWE	13	0:00,684	0:00,011	1:03,383	4	87,0 km/h
24	109	Hardja, Prasetyo	INA	KRS Motorsports	MAS	13	0:00,695	0:00,011	1:03,394	6	86,9 km/h
25	159	Novotny, Jakub	CZE	MS Kart Racing Team S.R.O.	CZE	13	0:00,711	0:00,016	1:03,410	9	86,9 km/h
26	117	Portell, Diego	CHI	Francisco Portell	CHI	12	0:00,722	0:00,011	1:03,421	11	86,9 km/h
27	161	Cubides, Henry	COL	Racing Components	COL	10	0:00,758	0:00,036	1:03,457	10	86,9 km/h
28	153	Claude, Leonie	FRA	Jean-Marie Chauvel	FRA	13	0:00,819	0:00,061	1:03,518	9	86,8 km/h
29	115	O Connor, Cameron	RSA	Samantha Oconnor	RSA	13	0:00,820	0:00,001	1:03,519	13	86,8 km/h
30	133	Rizk, Carl	LIB	Azimut Automotive Sal	LIB	11	0:00,874	0:00,054	1:03,573	9	86,7 km/h
31	137	Fritzler, Otto	ARG	Edgardo Fritzler	ARG	13	0:00,917	0:00,043	1:03,616	9	86,6 km/h
32	125	Leppae, Lauri	FIN	Heikki Vaeisaenen	FIN	13	0:01,061	0:00,144	1:03,760	8	86,4 km/h
33	141	Dillon, Hernan	ECU	Luis Felipe Davila Alcazar	ECU	12	0:01,102	0:00,041	1:03,801	6	86,4 km/h
34	121	Jagesar, Leroy	NED	Ramdath Jagesar	NED	12	0:01,115	0:00,013	1:03,814	6	86,4 km/h
35	105	Canillas, Marco	PAR	Mach 5 Karting	BRA	13	0:01,255	0:00,140	1:03,954	6	86,2 km/h
36	101	D Orlando, Michael	USA	Maxspeed Group	USA	2	0:01,387	0:00,132	1:04,086	2	86,0 km/h

Clerk of the Course: Ramiro Brito / R.Moselli / L.Azevedo / M.Branco Race-Control: Thomas Lainer Race director: Nigel Edwards

Stewards: Richard Norbury / Michel Guignard / Luis Roby / Philipp Lackman / Vitor Sousa / Nicola Giorgione

Scrutineer: Paul Klaassen / Ernie Salmon / Francois Loeur / Rizal Jaafar / Minhut Hasnizam / Ruju Roberio

Time Keeping: KART-DATA timing service Franz Schiesler / Martin Summerer



RESULTS GRAND FINALS 2016

SARNO / ITALY, OCT. 15 - 22



Non Qualifying Practice 4 125 Junior MAX odd Numbers

Strecke / track: 1531

started: 36

classified: 36

not classified: 0

Fahrername Driver	Sulaiman Manuel	Hollis Dylan	Pettitt William	Hoggard Johnathan	Handsaeme Xavier	Kovacs Zsombor	Charpentier Axel	De Alba Andres	Caldwell Olli	Ramirez Mathias	Ropanen Roope	Petersson Lucas
schnellste Runde in Runde	1:02,699 Rn. 10	1:02,728 Rn. 13	1:02,738 Rn. 11	1:02,746 Rn. 13	1:02,808 Rn. 14	1:02,809 Rn. 13	1:02,891 Rn. 7	1:02,992 Rn. 12	1:03,030 Rn. 11	1:03,034 Rn. 12	1:03,059 Rn. 13	1:03,061 Rn. 13
Speed	87,9 km/h	87,9 km/h	87,9 km/h	87,8 km/h	87,8 km/h	87,8 km/h	87,6 km/h	87,5 km/h	87,4 km/h	87,4 km/h	87,4 km/h	87,4 km/h
Lap 1	1:04,069	1:04,733	1:04,371	1:04,914	1:13,623	1:04,971	1:04,104	1:05,261	1:05,132	1:05,355	1:04,502	1:05,194
Lap 2	1:03,457	1:04,179	1:04,354	1:03,544	1:04,788	1:04,015	1:03,433	1:04,244	1:05,032	1:05,021	1:04,094	1:04,451
Lap 3	1:03,418	1:05,317	1:03,681	1:04,063	1:04,150	1:03,668	1:03,217	1:03,801	1:03,223	1:04,315	1:03,752	1:03,869
Lap 4	1:03,178	1:03,362	1:03,779	1:03,061	1:03,928	1:04,819	1:03,390	1:03,593	1:03,872	1:14,147	1:03,645	1:03,981
Lap 5	1:02,973	1:03,107	1:03,434	1:03,609	1:03,654	1:02,995	1:03,193	1:06,045	1:03,168	1:03,937	1:03,540	1:03,388
Lap 6	1:03,002	1:03,245	1:03,440	1:11,316	1:03,696	1:03,171	1:03,080	1:03,599	1:03,109	1:03,514	1:05,408	1:03,362
Lap 7	1:14,281	1:13,011	1:03,267	1:04,593	1:03,422	1:03,128	<u>1:02,891</u>	1:03,831	1:03,410	1:03,410	1:03,956	1:03,323
Lap 8	1:03,164	1:03,280	1:02,967	1:03,315	1:03,486	1:03,020	1:03,554	1:03,661	1:04,372	1:03,102	1:07,025	1:03,287
Lap 9	1:04,832	1:03,371	1:03,005	1:03,548	1:03,412	1:02,819		1:03,705	1:03,090	1:03,238	1:03,389	1:03,442
Lap 10	<u>1:02,699</u>	1:03,241	1:02,860	1:04,395	1:03,707	1:06,084		1:04,407	1:04,424	1:03,349	1:03,154	1:03,844
Lap 11	1:02,785	1:03,804	<u>1:02,738</u>	1:06,889	1:06,471	1:02,955		1:03,367	<u>1:03,030</u>	1:03,315	1:03,527	1:03,310
Lap 12	1:02,773	1:02,789	1:02,826	1:03,281	1:06,865	1:05,360		<u>1:02,992</u>	1:04,718	<u>1:03,034</u>	1:03,084	1:03,635
Lap 13	1:02,872	<u>1:02,728</u>	1:02,918	<u>1:02,746</u>	1:03,653	<u>1:02,809</u>		1:03,264	1:03,440	1:03,041	<u>1:03,059</u>	<u>1:03,061</u>
Lap 14					<u>1:02,808</u>							



Non Qualifying Practice 4 125 Junior MAX odd Numbers

Strecke / track: 1531

started: 36

classified: 36

not classified: 0

Fahrername Driver	Lee Chanjoon	Taborsky Pavol	Lvov Igor	Brueckner Nicholas	Valente Enzo	Rosina Michael	Settimo Marco	Pires Mariano	Sharma Manav	Taskinen Matthew	Jansson Felix	Hardja Prasetyo
schnellste Runde in Runde	1:03,119 Rn. 5	1:03,121 Rn. 6	1:03,158 Rn. 8	1:03,159 Rn. 9	1:03,195 Rn. 10	1:03,207 Rn. 11	1:03,296 Rn. 10	1:03,301 Rn. 11	1:03,369 Rn. 5	1:03,372 Rn. 12	1:03,383 Rn. 4	1:03,394 Rn. 6
Speed	87,3 km/h	87,3 km/h	87,3 km/h	87,3 km/h	87,2 km/h	87,2 km/h	87,1 km/h	87,1 km/h	87,0 km/h	87,0 km/h	87,0 km/h	86,9 km/h
Lap 1	1:05,458	1:04,170	1:05,170	1:06,484	1:04,591	1:04,470	1:06,443	1:05,661	1:06,229	1:05,809	1:05,303	1:04,716
Lap 2	1:05,189	1:03,743	1:04,551	1:03,945	1:03,975	1:03,479	1:04,711	1:04,147	1:04,419	1:04,351	1:04,176	1:04,157
Lap 3	1:03,896	1:03,690	1:03,654	1:03,679	1:03,542	1:10,050	1:03,737	1:03,571	1:04,019	1:04,509	1:04,079	1:04,203
Lap 4	1:03,570	1:03,392	1:03,556	1:03,491	1:03,713	1:04,614	1:03,823	1:03,835	1:04,023	1:03,905	<u>1:03,383</u>	1:03,895
Lap 5	<u>1:03,119</u>	1:03,356	1:03,461	2:49,436	1:04,220	1:03,303	1:03,918	1:04,150	<u>1:03,369</u>	1:03,593	1:04,194	1:04,243
Lap 6	1:03,513	<u>1:03,121</u>	1:03,602	1:31,186	1:03,695	1:03,516	1:06,069	1:04,297	1:04,829	1:06,093	1:03,840	<u>1:03,394</u>
Lap 7	1:03,363	1:03,193	1:03,477	1:03,842	1:03,660	1:03,435	2:14,653	1:03,600	1:04,225	1:05,412	1:03,844	1:03,941
Lap 8	1:05,151	1:03,421	<u>1:03,158</u>	1:03,494	1:03,419	1:03,610	1:13,636	1:03,511	1:04,339	1:04,999	1:03,550	1:03,436
Lap 9	1:03,372	1:03,681	1:03,735	<u>1:03,159</u>	1:03,697	1:03,457	1:03,384	1:03,644	1:03,933	1:03,907	1:03,617	1:03,627
Lap 10	1:03,491	1:04,018	1:03,980	1:03,580	<u>1:03,195</u>	1:03,384	<u>1:03,296</u>	1:03,324	1:03,798	1:06,977	1:03,593	1:05,134
Lap 11	1:03,788	1:03,423	1:03,481	1:03,309	1:03,334	<u>1:03,207</u>	1:03,608	<u>1:03,301</u>	1:04,607	1:07,864	1:03,643	1:04,327
Lap 12		1:03,243	1:03,745		1:05,012	1:03,302	1:03,530		1:03,588	<u>1:03,372</u>	1:03,737	1:03,469
Lap 13			1:03,464			1:06,470				1:03,418	1:03,419	1:03,895
Lap 14												



RESULTS GRAND FINALS 2016

SARNO / ITALY, OCT. 15 - 22



Non Qualifying Practice 4 125 Junior MAX odd Numbers

Strecke / track: 1531

started: 36

classified: 36

not classified: 0

Fahrername Driver	Novotny Jakub	Portell Diego	Cubides Henry	Claude Leonie	O Connor Cameron	Rizk Carl	Fritzler Otto	Leppae Lauri	Dillon Hernan	Jagesar Leroy	Canillas Marco	D Orlando Michael
schnellste Runde in Runde	1:03,410 Rn. 9	1:03,421 Rn. 11	1:03,457 Rn. 10	1:03,518 Rn. 9	1:03,519 Rn. 13	1:03,573 Rn. 9	1:03,616 Rn. 9	1:03,760 Rn. 8	1:03,801 Rn. 6	1:03,814 Rn. 6	1:03,954 Rn. 6	1:04,086 Rn. 2
Speed	86,9 km/h	86,9 km/h	86,9 km/h	86,8 km/h	86,8 km/h	86,7 km/h	86,6 km/h	86,4 km/h	86,4 km/h	86,4 km/h	86,2 km/h	86,0 km/h
Lap 1	1:04,873	1:05,578	1:05,487	1:07,586	1:04,503	1:04,669	1:05,081	1:05,107	1:05,432	1:04,821	1:04,924	1:04,967
Lap 2	1:04,002	1:04,291	1:06,062	1:06,551	1:04,759	1:04,380	1:04,791	1:04,891	1:04,726	1:04,744	1:04,801	<u>1:04,086</u>
Lap 3	1:03,559	1:03,962	1:03,895	1:05,178	1:04,848	1:04,095	1:06,714	1:06,399	1:04,497	1:04,375	1:04,567	
Lap 4	1:03,814	1:03,725	1:04,084	1:04,440	1:03,820	1:03,910	1:08,071	1:04,305	1:04,078	1:03,945	1:06,028	
Lap 5	1:05,633	1:03,704	1:03,617	1:04,305	1:03,720	1:04,337	1:04,747	1:03,977	1:03,809	1:04,049	1:04,051	
Lap 6	1:04,021	1:07,002	1:03,476	1:03,767	1:03,714	1:05,549	1:03,868	1:04,086	<u>1:03,801</u>	<u>1:03,814</u>	<u>1:03,954</u>	
Lap 7	1:04,065	2:33,120	1:53,156	1:04,859	1:03,678	1:03,864	1:04,085	1:04,229	1:03,821	1:03,858	1:04,122	
Lap 8	1:03,832	1:15,404	1:13,639	1:04,810	1:03,713	1:03,743	1:04,276	<u>1:03,760</u>	1:03,882	1:55,768	1:05,094	
Lap 9	<u>1:03,410</u>	1:03,850	1:05,286	<u>1:03,518</u>	1:03,691	<u>1:03,573</u>	<u>1:03,616</u>	1:03,963	1:54,161	1:17,801	1:03,973	
Lap 10	1:04,082	1:03,457	<u>1:03,457</u>	1:04,463	1:06,329	1:03,629	1:30,350	1:03,828	1:14,425	1:04,006	1:04,607	
Lap 11	1:03,490	<u>1:03,421</u>		1:04,654	1:03,847	1:03,754	1:10,136	1:03,794	1:03,962	1:04,437	1:04,486	
Lap 12	1:03,412	1:03,634		1:04,170	1:04,369		1:04,237	1:04,056	1:04,047	1:03,922	1:04,254	
Lap 13	1:03,447			1:03,665	<u>1:03,519</u>		1:06,997	1:03,818			1:04,140	
Lap 14												



Non Qualifying Practice 4 125 Junior MAX odd Numbers

Beste Rundenzeiten / best laptimes

Strecke / track: 1531m

Pos	Race Pos.	Str. Nr.	Fahrer driver	Vorname	NAT	Rundenzeit lap time	in R. in lap	Differenz gap first	Abstand gap	Ø Geschw. Ø speed
1	1	139	Sulaiman	Manuel	MEX	1:02,699	10			87,9 km/h
2	2	149	Hollis	Dylan	AUS	1:02,728	13	0:00,029	0:00,029	87,9 km/h
3	3	151	Pettitt	William	GBR	1:02,738	11	0:00,039	0:00,010	87,9 km/h
4	4	155	Hoggard	Johnathan	GBR	1:02,746	13	0:00,047	0:00,008	87,8 km/h
5	1	139	Sulaiman	Manuel	MEX	1:02,773	12	0:00,074	0:00,027	87,8 km/h
6	1	139	Sulaiman	Manuel	MEX	1:02,785	11	0:00,086	0:00,012	87,8 km/h
7	2	149	Hollis	Dylan	AUS	1:02,789	12	0:00,090	0:00,004	87,8 km/h
8	5	147	Handsaeame	Xavier	BEL	1:02,808	14	0:00,109	0:00,019	87,8 km/h
9	6	171	Kovacs	Zsombor	HUN	1:02,809	13	0:00,110	0:00,001	87,8 km/h
10	6	171	Kovacs	Zsombor	HUN	1:02,819	9	0:00,120	0:00,010	87,7 km/h
11	3	151	Pettitt	William	GBR	1:02,826	12	0:00,127	0:00,007	87,7 km/h
12	3	151	Pettitt	William	GBR	1:02,860	10	0:00,161	0:00,034	87,7 km/h
13	1	139	Sulaiman	Manuel	MEX	1:02,872	13	0:00,173	0:00,012	87,7 km/h
14	7	129	Charpentier	Axel	GBR	1:02,891	7	0:00,192	0:00,019	87,6 km/h
15	3	151	Pettitt	William	GBR	1:02,918	13	0:00,219	0:00,027	87,6 km/h
16	6	171	Kovacs	Zsombor	HUN	1:02,955	11	0:00,256	0:00,037	87,5 km/h
17	3	151	Pettitt	William	GBR	1:02,967	8	0:00,268	0:00,012	87,5 km/h
18	1	139	Sulaiman	Manuel	MEX	1:02,973	5	0:00,274	0:00,006	87,5 km/h
19	8	131	De Alba	Andres	CAN	1:02,992	12	0:00,293	0:00,019	87,5 km/h
20	6	171	Kovacs	Zsombor	HUN	1:02,995	5	0:00,296	0:00,003	87,5 km/h

Non Qualifying Practice 3 125 Junior MAX even Numbers

Strecke / track: 1531m

started: 36 classified: 36 not classified: 0

Doc. 14

Pos	Str. Nr.	Fahrer Driver	Nation	Entrant	Nation	Runden Laps	Gesamtzeit Differenz	Abstand Gap	beste Runde best Lap	in R. in L.	o Geschw. o Speed
1	118	Payne, Matthew	INZ	Payne Gary	INZ	12			1:02,763	10	87,8 km/h
2	172	Minang, Perdana	INA	Starberry Racing	GBR	13	0:00,090	0:00,090	1:02,853	13	87,7 km/h
3	112	Kimber, Mark	GBR	Starberry Racing	GBR	11	0:00,129	0:00,039	1:02,892	9	87,6 km/h
4	142	Pylka, Mateusz	POL	Uniq Racing	POL	12	0:00,212	0:00,083	1:02,975	11	87,5 km/h
5	130	Lupien, Samuel	CAN	SRA Karting International Inc	CAN	11	0:00,246	0:00,034	1:03,009	10	87,5 km/h
6	108	Schmidli, Titus-Shanghai	SUI	Coles Racing	SUI	11	0:00,284	0:00,038	1:03,047	11	87,4 km/h
7	120	Soever, Laszlo	HUN	Top-Motorsport Egyesulet	HUN	11	0:00,297	0:00,013	1:03,060	7	87,4 km/h
8	128	Leroux, Romain	SIN	KRS Motorsports	MAS	13	0:00,303	0:00,006	1:03,066	13	87,4 km/h
9	114	Okuzumi, Jiei	IPN	KP Buzz	IPN	13	0:00,309	0:00,006	1:03,072	12	87,4 km/h
10	126	Turney, Joe	GBR	KR Sport	GBR	12	0:00,321	0:00,012	1:03,084	10	87,4 km/h
11	144	Dunner, Lukas	AUT	VPDR	AUT	8	0:00,392	0:00,071	1:03,155	7	87,3 km/h
12	166	Chohan, Tehmur	UAE	Al Ain Raceway	UAE	13	0:00,444	0:00,052	1:03,207	12	87,2 km/h
13	132	Macdermid, Ryan	CAN	SRA Karting International Inc	CAN	12	0:00,584	0:00,140	1:03,347	10	87,0 km/h
14	122	Sorozabal, Aitor	ESP	Andry Honta	ESP	12	0:00,590	0:00,006	1:03,353	10	87,0 km/h
15	148	Morin, Hannes	SWE	Radne Motor	SWE	12	0:00,596	0:00,006	1:03,359	12	87,0 km/h
16	138	Morse, Alec	AUS	Morse Alec	AUS	12	0:00,600	0:00,004	1:03,363	12	87,0 km/h
17	124	Bouvier, Yann	FRA	Bouvier David	FRA	13	0:00,610	0:00,010	1:03,373	13	87,0 km/h
18	104	Kochev, Konstantin	RUS	Andriychuk Vladimir	RUS	13	0:00,643	0:00,033	1:03,406	10	86,9 km/h
19	110	Brewczynski, Cody	AUS	International Karting Distribution	AUS	12	0:00,649	0:00,006	1:03,412	9	86,9 km/h
20	116	Taira, Hibiki	IPN	Eiko Japan	IPN	12	0:00,653	0:00,004	1:03,416	8	86,9 km/h
21	168	Doerr, Phil	GER	CRG Performance	GER	12	0:00,671	0:00,018	1:03,434	9	86,9 km/h
22	106	Shepherd, Kane	THA	KRS Motorsports	MAS	13	0:00,719	0:00,048	1:03,482	9	86,8 km/h
23	158	Belhocine, Sebastien	CZE	Praga Czech Racing Team S.R.O.	CZE	12	0:00,757	0:00,038	1:03,520	11	86,8 km/h
24	160	Dovjak, Anze	SLO	Sportstil Akk	SLO	11	0:00,844	0:00,087	1:03,607	10	86,7 km/h
25	150	Koss, Georg	EST	TGT Racing	EST	13	0:00,864	0:00,020	1:03,627	9	86,6 km/h
26	162	Fliter, Christian	BRA	Mach 5 Karting	BRA	13	0:00,874	0:00,010	1:03,637	12	86,6 km/h
27	102	Tavella, Dylan	USA	Maxspeed Group	USA	13	0:00,912	0:00,038	1:03,675	13	86,6 km/h
28	156	Lund, Mathias	DEN	Robert Schluensen	DEN	11	0:00,940	0:00,028	1:03,703	8	86,5 km/h
29	154	Kuehn, Erich	EST	AGS Racing	EST	13	0:00,969	0:00,029	1:03,732	9	86,5 km/h
30	164	Medina, Lucas	COL	Racing Components	COL	13	0:01,044	0:00,075	1:03,807	13	86,4 km/h
31	146	Joerg, Nico	AUT	KSCA Sodi Austria Team	AUT	12	0:01,108	0:00,064	1:03,871	9	86,3 km/h
32	134	Fabani, Santiago	ARG	Mariano Fabani	ARG	13	0:01,352	0:00,244	1:04,115	9	86,0 km/h
33	152	Hristov, Kristiyan	BUL	Dedrax	BUL	12	0:01,905	0:00,553	1:04,668	10	85,2 km/h
34	140	Sanchez, Jorge	MEX	Carlos Medina	MEX	13	0:01,928	0:00,023	1:04,691	12	85,2 km/h
35	136	Whelan, Aaron	IRL	Whelan Aaron	IRL	13	0:02,423	0:00,495	1:05,186	7	84,6 km/h
36	170	Salmaan, Hussein	EGY	Ghibli Raceway Egypt	EGY	12	0:02,977	0:00,554	1:05,740	2	83,8 km/h

Clerk of the Course: Ramiro Brito / R.Moselli / L.Azevedo / M.Branco Race-Control: Thomas Lainer Race director: Nigel Edwards

Stewards: Richard Norbury / Michel Guignard / Luis Roby / Philipp Lackman / Vitor Sousa / Jose Angel Mateo

Scrutineer: Paul Klaassen / Ernie Salmon / Francois Loeur / Rizal Jafer / Minhut Hasnizam / Ruju Roberio

Time Keeping: KART-DATA timing service Franz Schiesler / Martin Summerer



RESULTS GRAND FINALS 2016

SARNO / ITALY, OCT. 15 - 22



Non Qualifying Practice 3 125 Junior MAX even Numbers

Strecke / track: 1531 started: 36 classified: 36 not classified: 0

Fahrername Driver	Payne Matthew	Minang Perdana	Kimber Mark	Pylka Mateusz	Lupien Samuel	Schmidli Titus-Shanghai	Soever Laszlo	Leroux Romain	Okuzumi Jiei	Turney Joe	Dunner Lukas	Chohan Tehmur
schnellste Runde in Runde	1:02,763 Rn. 10	1:02,853 Rn. 13	1:02,892 Rn. 9	1:02,975 Rn. 11	1:03,009 Rn. 10	1:03,047 Rn. 11	1:03,060 Rn. 7	1:03,066 Rn. 13	1:03,072 Rn. 12	1:03,084 Rn. 10	1:03,155 Rn. 7	1:03,207 Rn. 12
Speed	87,8 km/h	87,7 km/h	87,6 km/h	87,5 km/h	87,5 km/h	87,4 km/h	87,4 km/h	87,4 km/h	87,4 km/h	87,4 km/h	87,3 km/h	87,2 km/h
Lap 1	1:05,298	1:04,932	1:05,504	1:04,592	1:10,189	1:05,991	1:03,933	1:05,138	1:04,944	1:13,622	1:04,584	1:04,674
Lap 2	1:04,786	1:04,817	1:05,115	1:03,914	1:04,348	1:04,944	1:03,428	1:04,536	1:04,508	1:04,885	1:04,141	1:04,387
Lap 3	1:04,696	1:04,081	1:04,042	1:04,211	1:04,218	1:03,634	1:03,783	1:04,277	1:05,390	1:03,617	1:03,827	1:04,505
Lap 4	1:04,975	1:03,873	1:03,912	1:36,221	1:04,157	1:03,442	1:15,685	1:04,007	1:04,724	1:04,108	1:03,709	1:05,189
Lap 5	1:03,813	1:03,640	1:03,662	1:10,708	1:03,589	1:04,897	1:03,696	1:03,748	1:04,032	1:04,184	1:07,631	1:03,935
Lap 6	1:03,747	1:04,005	1:05,590	1:03,639	1:03,660	1:04,675	1:03,455	1:03,588	1:03,876	1:18,171	1:03,371	1:04,025
Lap 7	1:03,686	1:03,456	1:49,108	1:14,481	3:06,406	1:03,392	<u>1:03,060</u>	1:04,192	1:03,886	1:03,717	<u>1:03,155</u>	1:03,869
Lap 8	1:03,783	1:04,036	1:09,006	1:03,717	1:09,537	2:38,553	1:03,174	1:03,396	1:03,676	1:03,255	1:03,238	1:04,404
Lap 9	1:03,217	1:03,203	<u>1:02,892</u>	1:03,099	1:03,135	1:10,278	1:04,790	1:03,555	1:03,548	1:03,258		1:03,337
Lap 10	<u>1:02,763</u>	1:02,899	1:03,189	1:03,100	<u>1:03,009</u>	1:03,135	1:03,415	1:04,300	1:03,283	<u>1:03,084</u>		1:03,316
Lap 11	1:03,729	1:03,019	1:03,237	<u>1:02,975</u>	1:03,217	<u>1:03,047</u>	1:03,224	1:03,954	1:03,241	1:03,120		1:03,380
Lap 12	1:03,103	1:03,140		1:03,706				1:04,037	<u>1:03,072</u>	1:03,233		<u>1:03,207</u>
Lap 13		<u>1:02,853</u>						<u>1:03,066</u>	1:03,357			1:03,378



Non Qualifying Practice 3 125 Junior MAX even Numbers

Strecke / track: 1531

started: 36

classified: 36

not classified: 0

Fahrername Driver	Macdermid Ryan	Sorozabal Aitor	Morin Hannes	Morse Alec	Bouvier Yann	Kochev Konstantin	Brewczynski Cody	Taira Hibiki	Doerr Phil	Shepherd Kane	Belhocine Sebastien	Dovjak Anze
schnellste Runde in Runde	1:03,347 Rn. 10	1:03,353 Rn. 10	1:03,359 Rn. 12	1:03,363 Rn. 12	1:03,373 Rn. 13	1:03,406 Rn. 10	1:03,412 Rn. 9	1:03,416 Rn. 8	1:03,434 Rn. 9	1:03,482 Rn. 9	1:03,520 Rn. 11	1:03,607 Rn. 10
Speed	87,0 km/h	87,0 km/h	87,0 km/h	87,0 km/h	87,0 km/h	86,9 km/h	86,9 km/h	86,9 km/h	86,9 km/h	86,8 km/h	86,8 km/h	86,7 km/h
Lap 1	1:09,533	1:04,710	1:04,272	1:05,187	1:17,919	1:06,443	1:04,851	1:04,605	1:05,380	1:06,330	1:05,063	1:05,821
Lap 2	1:04,299	1:04,136	1:05,329	1:05,234	1:05,733	1:04,998	1:04,794	1:04,519	1:04,798	1:05,159	1:04,452	1:06,011
Lap 3	1:04,124	1:03,871	1:03,883	1:04,321	1:04,860	1:05,063	1:04,879	1:04,303	1:04,960	1:05,807	1:04,825	1:06,282
Lap 4	1:04,122	1:04,165	1:03,758	1:04,030	1:05,917	1:05,519	1:04,418	1:04,727	1:04,360	1:04,334	1:06,636	1:04,000
Lap 5	1:03,838	1:10,107	1:03,501	1:03,521	1:51,784	1:04,535	1:04,135	1:04,153	1:03,903	1:04,402	1:04,629	1:04,723
Lap 6	1:03,441	1:03,608	1:03,615	1:03,683	1:10,751	1:04,318	1:06,289	1:03,561	2:03,194	1:05,837	1:56,655	1:49,825
Lap 7	1:51,802	1:03,609	2:08,209	1:04,155	1:04,387	1:03,603	1:03,714	1:04,026	1:13,485	1:05,053	1:15,760	1:50,791
Lap 8	1:18,088	1:44,946	1:11,220	1:05,313	1:04,390	1:05,522	1:09,593	<u>1:03,416</u>	1:03,574	1:04,832	1:03,650	1:11,618
Lap 9	1:03,496	1:08,498	1:03,541	1:04,607	1:03,972	1:03,676	<u>1:03,412</u>	1:07,912	<u>1:03,434</u>	<u>1:03,482</u>	1:03,599	1:03,964
Lap 10	<u>1:03,347</u>	<u>1:03,353</u>	1:03,820	1:03,615	1:04,027	<u>1:03,406</u>	1:03,643	1:04,184	1:03,464	1:05,134	1:03,785	<u>1:03,607</u>
Lap 11	1:05,624	1:03,419	1:03,522	1:03,455	1:03,996	1:03,542	1:03,611	1:03,487	1:03,621	1:04,124	<u>1:03,520</u>	1:03,774
Lap 12	1:03,714	1:03,431	<u>1:03,359</u>	<u>1:03,363</u>	1:07,544	1:04,096	1:03,623	1:03,472	1:03,784	1:04,164	1:04,315	
Lap 13					<u>1:03,373</u>	1:03,661				1:03,515		



RESULTS GRAND FINALS 2016

SARNO / ITALY, OCT. 15 - 22



Non Qualifying Practice 3 125 Junior MAX even Numbers

Strecke / track: 1531

started: 36

classified: 36

not classified: 0

Fahrername Driver	Koss Georg	Fliter Christian	Tavella Dylan	Lund Mathias	Kuehn Erich	Medina Lucas	Joerg Nico	Fabani Santiago	Hristov Kristiyan	Sanchez Jorge	Whelan Aaron	Salmaan Hussein
schnellste Runde in Runde	1:03,627 Rn. 9	1:03,637 Rn. 12	1:03,675 Rn. 13	1:03,703 Rn. 8	1:03,732 Rn. 9	1:03,807 Rn. 13	1:03,871 Rn. 9	1:04,115 Rn. 9	1:04,668 Rn. 10	1:04,691 Rn. 12	1:05,186 Rn. 7	1:05,740 Rn. 2
Speed	86,6 km/h	86,6 km/h	86,6 km/h	86,5 km/h	86,5 km/h	86,4 km/h	86,3 km/h	86,0 km/h	85,2 km/h	85,2 km/h	84,6 km/h	83,8 km/h
Lap 1	1:05,368	1:05,091	1:13,329	1:06,911	1:12,096	1:05,822	1:05,734	1:15,027	1:05,956	1:23,507	1:07,814	1:07,659
Lap 2	1:04,655	1:04,573	1:04,589	1:05,452	1:06,368	1:05,087	1:04,408	1:05,918	1:05,577	1:07,396	1:06,543	<u>1:05,740</u>
Lap 3	1:05,151	1:04,657	1:05,264	1:04,285	1:04,872	1:05,101	1:04,102	1:07,491	1:06,753	1:05,678	1:07,058	1:15,681
Lap 4	1:04,595	1:05,245	1:03,973	1:04,095	1:03,835	1:05,425	1:03,876	1:06,052	1:05,192	1:13,726	1:05,432	1:07,562
Lap 5	1:06,051	1:04,267	1:03,878	2:47,962	1:04,029	1:04,084	1:04,801	1:06,200	1:05,116	1:06,010	1:06,205	1:07,164
Lap 6	1:05,992	1:03,971	1:04,103	1:20,515	1:03,816	1:03,856	1:04,846	1:05,044	1:04,828	1:05,484	1:06,378	1:07,368
Lap 7	1:04,697	1:03,969	1:04,876	1:05,125	1:03,775	1:03,863	1:52,053	2:01,659	1:05,350	1:05,069	<u>1:05,186</u>	1:07,380
Lap 8	1:04,326	1:04,042	1:03,938	<u>1:03,703</u>	1:05,140	1:17,199	1:13,296	1:14,956	1:53,882	1:05,407	1:06,186	1:07,793
Lap 9	<u>1:03,627</u>	1:03,862	1:04,099	1:03,952	<u>1:03,732</u>	1:03,967	<u>1:03,871</u>	<u>1:04,115</u>	1:13,619	1:05,222	1:05,959	1:08,302
Lap 10	1:04,542	1:03,977	1:03,892	1:04,094	1:04,441	1:03,916	1:04,082	1:04,484	<u>1:04,668</u>	1:07,164	1:05,649	1:41,108
Lap 11	1:04,265	1:03,886	1:37,122	1:04,318	1:03,805	1:04,124	1:03,923	1:04,223	1:05,103	1:05,952	1:05,665	1:07,720
Lap 12	1:05,000	<u>1:03,637</u>	1:17,870		1:04,329	1:04,419	1:05,136	1:04,402	1:09,871	<u>1:04,691</u>	1:05,923	1:07,370
Lap 13	1:03,767	1:04,993	<u>1:03,675</u>		1:03,747	<u>1:03,807</u>		1:04,364		1:05,921	1:06,712	



Non Qualifying Practice 3 125 Junior MAX even Numbers

Beste Rundenzeiten / best laptimes

Strecke / track: 1531m

Pos	Race Pos.	Str. Nr.	Fahrer driver	Vorname	NAT	Rundenzeit lap time	in R. in lap	Differenz gap first	Abstand gap	Ø Geschw. Ø speed
1	1	118	Payne	Matthew	NZL	1:02,763	10			87,8 km/h
2	2	172	Minang	Perdana	INA	1:02,853	13	0:00,090	0:00,090	87,7 km/h
3	3	112	Kimber	Mark	GBR	1:02,892	9	0:00,129	0:00,039	87,6 km/h
4	2	172	Minang	Perdana	INA	1:02,899	10	0:00,136	0:00,007	87,6 km/h
5	4	142	Pylka	Mateusz	POL	1:02,975	11	0:00,212	0:00,076	87,5 km/h
6	5	130	Lupien	Samuel	CAN	1:03,009	10	0:00,246	0:00,034	87,5 km/h
7	2	172	Minang	Perdana	INA	1:03,019	11	0:00,256	0:00,010	87,5 km/h
8	6	108	Schmidli	Titus-Shanghai	SUI	1:03,047	11	0:00,284	0:00,028	87,4 km/h
9	7	120	Soever	Laszlo	HUN	1:03,060	7	0:00,297	0:00,013	87,4 km/h
10	8	128	Leroux	Romain	SIN	1:03,066	13	0:00,303	0:00,006	87,4 km/h
11	9	114	Okuzumi	Jiei	JPN	1:03,072	12	0:00,309	0:00,006	87,4 km/h
12	10	126	Turney	Joe	GBR	1:03,084	10	0:00,321	0:00,012	87,4 km/h
13	4	142	Pylka	Mateusz	POL	1:03,099	9	0:00,336	0:00,015	87,3 km/h
14	4	142	Pylka	Mateusz	POL	1:03,100	10	0:00,337	0:00,001	87,3 km/h
15	1	118	Payne	Matthew	NZL	1:03,103	12	0:00,340	0:00,003	87,3 km/h
16	10	126	Turney	Joe	GBR	1:03,120	11	0:00,357	0:00,017	87,3 km/h
17	5	130	Lupien	Samuel	CAN	1:03,135	9	0:00,372	0:00,015	87,3 km/h
18	6	108	Schmidli	Titus-Shanghai	SUI	1:03,135	10	0:00,372	0:00,000	87,3 km/h
19	2	172	Minang	Perdana	INA	1:03,140	12	0:00,377	0:00,005	87,3 km/h
20	11	144	Dunner	Lukas	AUT	1:03,155	7	0:00,392	0:00,015	87,3 km/h

Non Qualifying Practice 3 125 Junior MAX odd Numbers

Strecke / track: 1531m

started: 36 classified: 36 not classified: 0

Doc. 13

Pos	Str. Nr.	Fahrer Driver	Nation	Entrant	Nation	Runden Laps	Gesamtzeit Differenz	Abstand Gap	beste Runde best Lap	in R. in L.	o Geschw. o Speed
1	123	Ropanen, Roope	FIN	Jussi Laaksonenijhl Racing	FIN	13			1:03,092	11	87,4 km/h
2	129	Charpentier, Axel	GBR	Strawberry Racing	GBR	14	0:00,091	0:00,091	1:03,183	12	87,2 km/h
3	171	Kovacs, Zsombor	HUN	KMS Europe	HUN	10	0:00,202	0:00,111	1:03,294	9	87,1 km/h
4	127	Taborsky, Pavol	SVK	Ert Racing Team	SVK	12	0:00,209	0:00,007	1:03,301	12	87,1 km/h
5	131	De Alba, Andres	CAN	SRA Karting International Inc	CAN	12	0:00,215	0:00,006	1:03,307	8	87,1 km/h
6	165	Rosina, Michael	ITA	Loredano	ITA	12	0:00,220	0:00,005	1:03,312	10	87,1 km/h
7	151	Pettitt, William	GBR	Tooley Motorsport	GBR	13	0:00,281	0:00,061	1:03,373	9	87,0 km/h
8	149	Hollis, Dylan	AUS	Hollis Dylan	AUS	13	0:00,290	0:00,009	1:03,382	13	87,0 km/h
9	139	Sulaiman, Manuel	MEX	KR Sport UK	MEX	13	0:00,319	0:00,029	1:03,411	10	86,9 km/h
10	169	Settimo, Marco	ITA	G.M.Motorsport Srl	ITA	12	0:00,360	0:00,041	1:03,452	12	86,9 km/h
11	155	Hoggard, Johnathan	GBR	KR Sport	GBR	13	0:00,378	0:00,018	1:03,470	11	86,8 km/h
12	147	Handsaeme, Xavier	BEL	Xavier Handsaeme	BEL	14	0:00,386	0:00,008	1:03,478	12	86,8 km/h
13	119	Valente, Enzo	FRA	Valente Pascal	FRA	13	0:00,411	0:00,025	1:03,503	9	86,8 km/h
14	163	Pires, Mariano	POK	Eusebio Pires	POK	13	0:00,415	0:00,004	1:03,507	13	86,8 km/h
15	161	Cubides, Henry	COL	Racing Components	COL	13	0:00,473	0:00,058	1:03,565	13	86,7 km/h
16	113	Brueckner, Nicholas	USA	Maxspeed Group	USA	11	0:00,512	0:00,039	1:03,604	11	86,7 km/h
17	117	Portell, Diego	CHI	Francisco Portell	CHI	12	0:00,716	0:00,204	1:03,808	12	86,4 km/h
18	157	Sharma, Manav	IND	Mahesh Kumar	IND	13	0:00,792	0:00,076	1:03,884	13	86,3 km/h
19	111	Caldwell, Olli	GBR	KR Sport	GBR	13	0:00,818	0:00,026	1:03,910	12	86,2 km/h
20	159	Novotny, Jakub	CZE	MS Kart Racing Team S.R.O.	CZE	13	0:00,820	0:00,002	1:03,912	13	86,2 km/h
21	107	Lee, Chanjoon	KOR	Pino Kart Racing	KOR	12	0:00,833	0:00,013	1:03,925	12	86,2 km/h
22	153	Claude, Leonie	FRA	Jean-Marie Chauvel	FRA	13	0:00,840	0:00,007	1:03,932	12	86,2 km/h
23	109	Hardja, Prassetyo	INA	KRS Motorsports	MAS	14	0:00,849	0:00,009	1:03,941	14	86,2 km/h
24	125	Leppae, Lauri	FIN	Heikki Vaeisoenen	FIN	13	0:00,852	0:00,003	1:03,944	11	86,2 km/h
25	105	Canillas, Marco	PAR	Mach 5 Karting	BRA	13	0:00,904	0:00,052	1:03,996	13	86,1 km/h
26	101	D Orlando, Michael	USA	Maxspeed Group	USA	14	0:00,920	0:00,016	1:04,012	14	86,1 km/h
27	141	Dillon, Hernan	ECU	Luis Felipe Davila Alcazar	ECU	13	0:00,946	0:00,026	1:04,038	9	86,1 km/h
28	115	O Connor, Cameron	RSA	Samantha Oconnor	RSA	12	0:01,070	0:00,124	1:04,162	12	85,9 km/h
29	167	Petersson, Lucas	UAE	Al Ain Raceway	UAE	14	0:01,138	0:00,068	1:04,230	12	85,8 km/h
30	121	Jagesar, Leroy	NED	Ramdath Jagesar	NED	13	0:01,178	0:00,040	1:04,270	11	85,8 km/h
31	137	Fritzler, Otto	ARG	Edgardo Fritzler	ARG	12	0:01,256	0:00,078	1:04,348	9	85,7 km/h
32	103	Ramirez, Mathias	USA	Maxspeed Group	USA	7	0:01,275	0:00,019	1:04,367	5	85,6 km/h
33	135	Jansson, Felix	SWE	Radne Motor AB	SWE	12	0:01,279	0:00,004	1:04,371	12	85,6 km/h
34	133	Rizk, Carl	LIB	Azimut Automotive Sal	LIB	1	4:04,581	4:03,302	5:07,673	1	17,9 km/h
35	143	Taskinen, Matthew	CAN	SRA Karting International Inc	CAN	0					
36	145	Lvov, Igor	RUS	Andriychuk Vladimir	RUS	0		0:00,000			

Clerk of the Course: Ramiro Brito / R.Moselli / L.Azevedo / M.Branco Race-Control: Thomas Lainer Race director: Nigel Edwards

Stewards: Richard Norbury / Michel Guignard / Luis Roby / Philipp Lackman / Vitor Sousa / Jose Angel Mateo

Scrutineer: Paul Klaassen / Ernie Salmon / Francois Loeur / Rizal Jaafar / Minhath Hasnizam / Ruju Roberio

Time Keeping: KART-DATA timing service Franz Schiesler / Martin Summerer



RESULTS GRAND FINALS 2016

SARNO / ITALY, OCT. 15 - 22



Non Qualifying Practice 3 125 Junior MAX odd Numbers

Strecke / track: 1531

started: 36

classified: 36

not classified: 0

Fahrername Driver	Ropanen Roope	Charpentier Axel	Kovacs Zsombor	Taborsky Pavol	De Alba Andres	Rosina Michael	Pettitt William	Hollis Dylan	Sulaiman Manuel	Settimo Marco	Hoggard Johnathan	Handsaeme Xavier
schnellste Runde in Runde	1:03,092 Rn. 11	1:03,183 Rn. 12	1:03,294 Rn. 9	1:03,301 Rn. 12	1:03,307 Rn. 8	1:03,312 Rn. 10	1:03,373 Rn. 9	1:03,382 Rn. 13	1:03,411 Rn. 10	1:03,452 Rn. 12	1:03,470 Rn. 11	1:03,478 Rn. 12
Speed	87,4 km/h	87,2 km/h	87,1 km/h	87,1 km/h	87,1 km/h	87,1 km/h	87,0 km/h	87,0 km/h	86,9 km/h	86,9 km/h	86,8 km/h	86,8 km/h
Lap 1	1:05,467	1:13,709	1:08,093	1:54,210	1:40,375	1:05,811	1:07,019	1:06,105	1:07,243	1:05,691	1:05,824	1:16,939
Lap 2	1:05,039	1:05,723	1:04,009	1:11,525	1:19,694	1:05,642	1:05,141	1:04,965	1:05,072	1:05,236	1:05,954	1:06,125
Lap 3	1:04,893	1:04,804	1:05,212	1:04,813	1:04,314	1:39,159	1:04,488	1:04,639	1:05,232	1:04,652	1:04,893	1:05,387
Lap 4	1:10,077	1:06,082	1:06,161	1:04,731	1:04,907	1:13,888	1:04,138	1:04,850	1:04,485	1:04,252	1:04,917	1:04,807
Lap 5	1:04,133	1:04,104	1:04,471	1:03,927	1:03,842	1:03,862	1:04,211	1:06,008	1:04,610	1:04,070	1:04,956	1:04,470
Lap 6	1:04,057	1:03,586	1:03,797	1:03,988	1:03,783	1:03,910	1:04,379	1:03,743	1:05,520	1:56,128	1:05,385	1:04,759
Lap 7	1:04,268	1:03,572	2:02,335	1:03,727	1:03,593	1:03,566	1:04,004	1:06,790	1:10,423	1:12,515	1:04,201	1:04,967
Lap 8	1:04,501	1:03,725	1:16,040	1:03,842	<u>1:03,307</u>	1:03,561	1:03,823	1:03,993	1:04,274	1:04,048	1:04,165	1:04,136
Lap 9	1:03,415	1:04,079	<u>1:03,294</u>	1:04,248	1:03,676	1:03,809	<u>1:03,373</u>	1:04,498	1:03,958	1:04,364	1:03,780	1:04,781
Lap 10	1:03,561	1:03,419	1:03,953	1:03,556	1:03,745	<u>1:03,312</u>	1:03,895	1:03,929	<u>1:03,411</u>	1:03,817	1:03,602	1:03,895
Lap 11	<u>1:03,092</u>	1:03,326		1:05,356	1:04,007	1:03,647	1:07,107	1:03,400	1:03,445	1:03,776	<u>1:03,470</u>	1:03,533
Lap 12	1:03,639	<u>1:03,183</u>		<u>1:03,301</u>	1:03,674	1:03,324	1:03,770	1:03,964	1:06,052	<u>1:03,452</u>	1:03,808	<u>1:03,478</u>
Lap 13	1:03,986	1:03,244					1:03,463	<u>1:03,382</u>	1:03,732		1:03,959	1:12,465
Lap 14		1:03,653										1:03,980



Non Qualifying Practice 3 125 Junior MAX odd Numbers

Strecke / track: 1531

started: 36

classified: 36

not classified: 0

Fahrername Driver	Valente Enzo	Pires Mariano	Cubides Henry	Brueckner Nicholas	Portell Diego	Sharma Manav	Caldwell Olli	Novotny Jakub	Lee Chanjoon	Claude Leonie	Hardja Prasetyo	Leppae Lauri
schnellste Runde in Runde	1:03,503 Rn. 9	1:03,507 Rn. 13	1:03,565 Rn. 13	1:03,604 Rn. 11	1:03,808 Rn. 12	1:03,884 Rn. 13	1:03,910 Rn. 12	1:03,912 Rn. 13	1:03,925 Rn. 12	1:03,932 Rn. 12	1:03,941 Rn. 14	1:03,944 Rn. 11
Speed	86,8 km/h	86,8 km/h	86,7 km/h	86,7 km/h	86,4 km/h	86,3 km/h	86,2 km/h	86,2 km/h	86,2 km/h	86,2 km/h	86,2 km/h	86,2 km/h
Lap 1	1:05,595	1:05,252	1:07,080	1:05,957	1:07,051	1:07,950	1:16,586	1:06,980	1:08,625	1:06,344	1:16,486	1:06,006
Lap 2	1:04,890	1:04,851	1:05,573	1:05,664	1:06,526	1:05,693	1:05,833	1:06,276	1:06,035	1:05,629	1:07,028	1:05,383
Lap 3	1:05,361	1:04,818	1:05,053	1:04,434	1:05,036	1:05,867	1:04,959	1:04,936	1:04,935	1:06,362	1:06,347	1:05,936
Lap 4	1:04,654	1:04,535	1:04,610	1:04,492	1:04,946	1:05,068	1:04,721	1:06,483	1:06,336	1:05,067	1:05,302	1:04,868
Lap 5	1:03,798	1:04,108	1:04,830	1:04,419	1:04,604	1:04,582	1:04,839	1:04,577	1:04,186	1:04,851	1:04,734	1:04,313
Lap 6	1:03,831	1:03,770	1:04,274	1:04,223	1:04,391	1:04,161	1:04,376	1:04,329	1:51,223	1:05,061	1:04,439	1:04,190
Lap 7	1:04,543	1:06,689	1:04,082	2:36,308	1:04,389	1:04,627	1:04,393	1:04,532	1:10,479	1:05,731	1:04,168	1:04,520
Lap 8	1:06,526	1:04,189	1:04,169	1:11,577	1:46,472	1:04,137	1:04,767	1:04,546	1:04,669	1:04,344	1:04,180	1:11,001
Lap 9	<u>1:03,503</u>	1:03,748	1:03,976	1:04,077	1:12,930	1:04,336	1:04,889	1:04,269	1:04,638	1:04,161	1:04,536	1:04,165
Lap 10	1:04,109	1:08,132	1:03,920	1:23,001	1:04,463	1:05,423	1:04,311	1:04,097	1:04,674	1:04,197	1:04,161	1:04,137
Lap 11	1:05,318	1:03,987	1:03,760	<u>1:03,604</u>	1:03,872	1:04,360	1:04,020	1:04,006	1:06,025	1:03,993	1:04,058	<u>1:03,944</u>
Lap 12	1:11,839	1:03,620	1:03,698		<u>1:03,808</u>	1:04,822	<u>1:03,910</u>	1:06,646	<u>1:03,925</u>	<u>1:03,932</u>	1:04,017	1:04,082
Lap 13	1:04,821	<u>1:03,507</u>	<u>1:03,565</u>			<u>1:03,884</u>	1:04,223	<u>1:03,912</u>		1:04,057	1:04,590	1:04,323
Lap 14											<u>1:03,941</u>	



RESULTS GRAND FINALS 2016

SARNO / ITALY, OCT. 15 - 22



Non Qualifying Practice 3 125 Junior MAX odd Numbers

Strecke / track: 1531

started: 36

classified: 36

not classified: 0

Fahrername Driver	Canillas Marco	D Orlando Michael	Dillon Hernan	O Connor Cameron	Petersson Lucas	Jagesar Leroy	Fritzler Otto	Ramirez Mathias	Jansson Felix	Rizk Carl	Taskinen Matthew	Lvov Igor
schnellste Runde in Runde	1:03,996 Rn. 13	1:04,012 Rn. 14	1:04,038 Rn. 9	1:04,162 Rn. 12	1:04,230 Rn. 12	1:04,270 Rn. 11	1:04,348 Rn. 9	1:04,367 Rn. 5	1:04,371 Rn. 12	5:07,673 Rn. 1		
Speed	86,1 km/h	86,1 km/h	86,1 km/h	85,9 km/h	85,8 km/h	85,8 km/h	85,7 km/h	85,6 km/h	85,6 km/h	17,9 km/h		
Lap 1	1:06,777	1:15,352	1:06,236	1:07,641	1:20,190	1:15,844	1:06,798	1:06,185	1:10,680	<u>5:07,673</u>		
Lap 2	1:06,140	1:06,081	1:05,720	1:06,258	1:06,816	1:06,487	1:05,784	1:05,745	1:35,012			
Lap 3	1:05,922	1:06,186	1:05,120	1:06,178	1:06,144	1:05,242	1:05,213	1:05,008	1:12,497			
Lap 4	1:06,082	1:05,588	1:05,111	1:05,840	1:05,919	1:30,142	1:06,029	1:04,456	1:05,292			
Lap 5	1:04,942	1:05,780	1:04,572	1:39,257	1:05,651	1:10,013	1:05,251	<u>1:04,367</u>	1:05,631			
Lap 6	1:04,877	1:04,630	1:04,260	1:11,610	1:05,414	1:04,841	1:05,003	1:05,226	1:05,478			
Lap 7	1:04,784	1:04,691	1:04,390	1:04,791	1:06,061	1:04,801	1:04,614	1:08,964	1:04,944			
Lap 8	1:04,485	1:04,643	1:05,155	1:04,771	1:04,941	1:04,538	1:04,544		1:04,710			
Lap 9	1:04,501	1:04,382	<u>1:04,038</u>	1:04,474	1:04,582	1:04,568	<u>1:04,348</u>		1:04,639			
Lap 10	1:04,160	1:04,070	1:04,071	1:04,316	1:04,533	1:04,314	1:04,427		1:04,481			
Lap 11	1:04,081	1:04,194	1:04,051	1:04,301	1:04,431	<u>1:04,270</u>	1:42,268		1:04,557			
Lap 12	1:04,193	1:04,013	1:04,184	<u>1:04,162</u>	<u>1:04,230</u>	1:04,444	1:11,056		<u>1:04,371</u>			
Lap 13	<u>1:03,996</u>	1:04,624	1:04,123		1:04,971	1:04,302						
Lap 14		<u>1:04,012</u>			1:04,758							



Non Qualifying Practice 3 125 Junior MAX odd Numbers

Beste Rundenzeiten / best laptimes

Strecke / track: 1531m

Pos	Race Pos.	Str. Nr.	Fahrer driver	Vorname	NAT	Rundenzeit lap time	in R. in lap	Differenz gap first	Abstand gap	Ø Geschw. Ø speed
1	1	123	Ropanen	Roope	FIN	1:03,092	11			87,4 km/h
2	2	129	Charpentier	Axel	GBR	1:03,183	12	0:00,091	0:00,091	87,2 km/h
3	2	129	Charpentier	Axel	GBR	1:03,244	13	0:00,152	0:00,061	87,1 km/h
4	3	171	Kovacs	Zsombor	HUN	1:03,294	9	0:00,202	0:00,050	87,1 km/h
5	4	127	Taborsky	Pavol	SVK	1:03,301	12	0:00,209	0:00,007	87,1 km/h
6	5	131	De Alba	Andres	CAN	1:03,307	8	0:00,215	0:00,006	87,1 km/h
7	6	165	Rosina	Michael	ITA	1:03,312	10	0:00,220	0:00,005	87,1 km/h
8	6	165	Rosina	Michael	ITA	1:03,324	12	0:00,232	0:00,012	87,0 km/h
9	2	129	Charpentier	Axel	GBR	1:03,326	11	0:00,234	0:00,002	87,0 km/h
10	7	151	Pettitt	William	GBR	1:03,373	9	0:00,281	0:00,047	87,0 km/h
11	8	149	Hollis	Dylan	AUS	1:03,382	13	0:00,290	0:00,009	87,0 km/h
12	8	149	Hollis	Dylan	AUS	1:03,400	11	0:00,308	0:00,018	86,9 km/h
13	9	139	Sulaiman	Manuel	MEX	1:03,411	10	0:00,319	0:00,011	86,9 km/h
14	1	123	Ropanen	Roope	FIN	1:03,415	9	0:00,323	0:00,004	86,9 km/h
15	2	129	Charpentier	Axel	GBR	1:03,419	10	0:00,327	0:00,004	86,9 km/h
16	9	139	Sulaiman	Manuel	MEX	1:03,445	11	0:00,353	0:00,026	86,9 km/h
17	10	169	Settimo	Marco	ITA	1:03,452	12	0:00,360	0:00,007	86,9 km/h
18	7	151	Pettitt	William	GBR	1:03,463	13	0:00,371	0:00,011	86,8 km/h
19	11	155	Hoggard	Johnathan	GBR	1:03,470	11	0:00,378	0:00,007	86,8 km/h
20	12	147	Handsaeme	Xavier	BEL	1:03,478	12	0:00,386	0:00,008	86,8 km/h

Non Qualifying Practice 2 125 Junior MAX even Numbers

Strecke / track: 1531m

started: 36 classified: 36 not classified: 0

Doc. 4

Pos	Str. Nr.	Fahrer Driver	Nation	Entrant	Nation	Runden Laps	Gesamtzeit Differenz	Abstand Gap	beste Runde best Lap	in R. in L.	o Geschw. o Speed
1	144	Dunner, Lukas	AUT	VPDR	AUT	7			1:02,889	5	87,6 km/h
2	110	Brewczynski, Cody	AUS	International Karting Distribution	AUS	12	0:00,297	0:00,297	1:03,186	12	87,2 km/h
3	120	Soever, Laszlo	HUN	Top-Motorsport Egyesulet	HUN	10	0:00,372	0:00,075	1:03,261	2	87,1 km/h
4	138	Morse, Alec	AUS	Morse Alec	AUS	13	0:00,402	0:00,030	1:03,291	13	87,1 km/h
5	128	Leroux, Romain	SIN	KRS Motorsports	MAS	13	0:00,449	0:00,047	1:03,338	13	87,0 km/h
6	112	Kimber, Mark	GBR	Starberry Racing	GBR	13	0:00,465	0:00,016	1:03,354	13	87,0 km/h
7	132	Macdermid, Ryan	CAN	SRA Karting International Inc	CAN	12	0:00,571	0:00,106	1:03,460	12	86,9 km/h
8	126	Turney, Joe	GBR	KR Sport	GBR	11	0:00,578	0:00,007	1:03,467	6	86,8 km/h
9	116	Taira, Hibiki	JPN	Eiko Japan	JPN	13	0:00,675	0:00,097	1:03,564	7	86,7 km/h
10	172	Minang, Perdana	INA	Starberry Racing	GBR	13	0:00,683	0:00,008	1:03,572	13	86,7 km/h
11	130	Lupien, Samuel	CAN	SRA Karting International Inc	CAN	11	0:00,709	0:00,026	1:03,598	5	86,7 km/h
12	106	Shepherd, Kane	THA	KRS Motorsports	MAS	13	0:00,717	0:00,008	1:03,606	12	86,7 km/h
13	124	Bouvier, Yann	FRA	Bouvier David	FRA	11	0:00,799	0:00,082	1:03,688	11	86,5 km/h
14	142	Pylka, Mateusz	POL	Uniq Racing	POL	13	0:00,803	0:00,004	1:03,692	13	86,5 km/h
15	104	Kochev, Konstantin	RUS	Andriychuk Vladimir	RUS	13	0:00,808	0:00,005	1:03,697	13	86,5 km/h
16	108	Schmidli, Titus-Shanghai	SUI	Coles Racing	SUI	11	0:00,815	0:00,007	1:03,704	11	86,5 km/h
17	166	Chohan, Tehmur	UAE	Al Ain Raceway	UAE	10	0:00,817	0:00,002	1:03,706	5	86,5 km/h
18	162	Fliter, Christian	BRA	Mach 5 Karting	BRA	12	0:00,826	0:00,009	1:03,715	12	86,5 km/h
19	102	Tavella, Dylan	USA	Maxspeed Group	USA	13	0:00,918	0:00,092	1:03,807	7	86,4 km/h
20	118	Payne, Matthew	NZL	Payne Gary	NZL	11	0:00,976	0:00,058	1:03,865	6	86,3 km/h
21	122	Sorozabal, Aitor	ESP	Andry Honta	ESP	11	0:00,997	0:00,021	1:03,886	5	86,3 km/h
22	154	Kuehn, Erich	EST	AGS Racing	EST	12	0:01,085	0:00,088	1:03,974	6	86,2 km/h
23	150	Koss, Georg	EST	TGT Racing	EST	13	0:01,104	0:00,019	1:03,993	8	86,1 km/h
24	164	Medina, Lucas	COL	Racing Components	COL	13	0:01,172	0:00,068	1:04,061	6	86,0 km/h
25	160	Dovjak, Anze	SLO	Sportstil Akk	SLO	12	0:01,217	0:00,045	1:04,106	8	86,0 km/h
26	146	Joerg, Nico	AUT	KSCA Sodi Austria Team	AUT	12	0:01,241	0:00,024	1:04,130	4	85,9 km/h
27	114	Okuzumi, Jiei	JPN	KP Buzz	JPN	9	0:01,241	0:00,000	1:04,130	5	85,9 km/h
28	134	Fabani, Santiago	ARG	Mariano Fabani	ARG	12	0:01,303	0:00,062	1:04,192	9	85,9 km/h
29	156	Lund, Mathias	DNK	Robert Schluensen	DNK	14	0:01,410	0:00,107	1:04,299	9	85,7 km/h
30	168	Doerr, Phil	GER	CRG Performance	GER	13	0:01,430	0:00,020	1:04,319	10	85,7 km/h
31	158	Belhocine, Sebastien	CZE	Praga Czech Racing Team S.R.O.	CZE	12	0:01,686	0:00,256	1:04,575	12	85,4 km/h
32	140	Sanchez, Jorge	MEX	Carlos Medina	MEX	11	0:02,314	0:00,628	1:05,203	11	84,5 km/h
33	152	Hristov, Kristiyan	BUL	Dedrax	BUL	11	0:02,316	0:00,002	1:05,205	11	84,5 km/h
34	170	Salmaan, Hussein	EGY	Ghibli Raceway Egypt	EGY	10	0:02,762	0:00,446	1:05,651	2	84,0 km/h
35	136	Whelan, Aaron	IRL	Whelan Aaron	IRL	12	0:03,195	0:00,433	1:06,084	6	83,4 km/h
36	148	Morin, Hannes	SWE	Radne Motor	SWE	7	0:04,326	0:01,131	1:07,215	2	82,0 km/h

Clerk of the Course: Ramiro Brito / R.Moselli / L.Azevedo / M.Branco Race-Control: Thomas Lainer Race director: Nigel Edwards

Stewards: Richard Norbury / Michel Guignard / Luis Roby / Philipp Lackman / Vitor Sousa / Jose Angel Mateo

Scrutineer: Paul Klaassen / Ernie Salmon / Francois Loeur / Rizal Jaafar / Minhut Hasnizam / Ruju Roberio

Time Keeping: KART-DATA timing service Franz Schieszler / Martin Summerer



RESULTS GRAND FINALS 2016

SARNO / ITALY, OCT. 15 - 22



Non Qualifying Practice 2 125 Junior MAX even Numbers

Strecke / track: 1531 started: 36 classified: 36 not classified: 0

Fahrername Driver	Dunner Lukas	Brewczynski Cody	Soever Laszlo	Morse Alec	Leroux Romain	Kimber Mark	Macdermid Ryan	Turney Joe	Taira Hibiki	Minang Perdana	Lupien Samuel	Shepherd Kane
schnellste Runde in Runde	1:02,889 Rn. 5	1:03,186 Rn. 12	1:03,261 Rn. 2	1:03,291 Rn. 13	1:03,338 Rn. 13	1:03,354 Rn. 13	1:03,460 Rn. 12	1:03,467 Rn. 6	1:03,564 Rn. 7	1:03,572 Rn. 13	1:03,598 Rn. 5	1:03,606 Rn. 12
Speed	87,6 km/h	87,2 km/h	87,1 km/h	87,1 km/h	87,0 km/h	87,0 km/h	86,9 km/h	86,8 km/h	86,7 km/h	86,7 km/h	86,7 km/h	86,7 km/h
Lap 1	1:04,034	1:04,827	1:03,609	1:05,029	1:04,896	1:04,277	1:05,229	1:04,640	1:04,545	1:04,647	1:05,441	1:04,869
Lap 2	1:03,295	1:04,239	<u>1:03,261</u>	1:04,320	1:05,159	1:03,745	1:04,820	1:03,775	1:04,557	1:04,895	1:04,752	1:04,644
Lap 3	1:03,005	1:03,949	1:04,832	1:04,682	1:04,657	1:03,900	1:04,046	1:03,965	1:04,253	1:04,007	1:04,143	1:05,193
Lap 4	1:03,435	1:03,891	1:03,717	1:03,641	1:04,318	1:04,953	1:03,705	1:03,611	1:04,301	1:03,712	1:03,666	1:04,423
Lap 5	<u>1:02,889</u>	1:03,861	2:06,522	1:03,512	1:04,233	1:04,037	1:03,976	1:04,073	1:03,607	1:03,593	<u>1:03,598</u>	1:06,555
Lap 6	1:03,806	1:04,199	1:13,153	1:03,479	1:04,001	1:03,967	1:04,649	<u>1:03,467</u>	1:04,110	1:04,159	2:54,711	1:07,214
Lap 7	1:03,350	1:03,451	1:03,877	1:04,059	1:04,184	1:03,414	1:04,408	1:03,565	<u>1:03,564</u>	1:03,889	1:10,718	1:04,751
Lap 8		2:11,297	1:04,892	1:03,702	1:03,807	1:03,419	2:06,365	1:58,800	1:03,847	1:04,826	1:04,323	1:04,028
Lap 9		1:17,649	1:03,773	1:03,915	1:04,183	1:03,786	1:20,130	1:15,601	1:04,426	1:04,481	1:04,640	1:04,163
Lap 10		1:04,184	1:03,659	1:03,739	1:04,222	1:06,337	1:04,119	1:32,901	1:04,067	1:04,259	1:03,851	1:03,918
Lap 11		1:03,411		1:03,674	1:03,837	1:04,607	1:03,512	1:09,006	1:03,962	1:03,742	1:04,122	1:03,687
Lap 12		<u>1:03,186</u>		1:03,701	1:04,849	1:03,450	<u>1:03,460</u>		1:04,049	1:03,604		<u>1:03,606</u>
Lap 13				<u>1:03,291</u>	<u>1:03,338</u>	<u>1:03,354</u>			1:03,613	<u>1:03,572</u>		1:03,624
Lap 14												



Non Qualifying Practice 2 125 Junior MAX even Numbers

Strecke / track: 1531

started: 36

classified: 36

not classified: 0

Fahrername Driver	Bouvier Yann	Pylka Mateusz	Kochev Konstantin	Schmidli Titus-Shanghai	Chohan Tehmur	Fliter Christian	Tavella Dylan	Payne Matthew	Sorozabal Aitor	Kuehn Erich	Koss Georg	Medina Lucas
schnellste Runde in Runde	1:03,688 Rn. 11	1:03,692 Rn. 13	1:03,697 Rn. 13	1:03,704 Rn. 11	1:03,706 Rn. 5	1:03,715 Rn. 12	1:03,807 Rn. 7	1:03,865 Rn. 6	1:03,886 Rn. 5	1:03,974 Rn. 6	1:03,993 Rn. 8	1:04,061 Rn. 6
Speed	86,5 km/h	86,5 km/h	86,5 km/h	86,5 km/h	86,5 km/h	86,5 km/h	86,4 km/h	86,3 km/h	86,3 km/h	86,2 km/h	86,1 km/h	86,0 km/h
Lap 1	1:03,989	1:06,262	1:06,247	1:05,367	1:05,534	1:04,934	1:04,879	1:05,466	1:05,045	1:05,457	1:04,752	1:06,817
Lap 2	1:03,814	1:04,934	1:05,607	1:04,180	1:04,628	1:04,667	1:04,440	1:04,430	1:04,805	1:05,015	1:05,016	1:04,855
Lap 3	1:03,754	1:37,382	1:04,653	1:04,170	1:04,479	1:04,442	1:04,593	1:05,347	1:04,542	1:04,615	1:04,045	1:04,286
Lap 4	1:04,484	1:10,834	1:05,115	1:04,242	1:04,386	1:09,594	1:04,073	1:03,936	1:05,827	1:04,742	1:04,207	1:07,095
Lap 5	1:03,764	1:04,068	1:04,611	3:15,606	<u>1:03,706</u>	1:04,320	1:04,466	1:03,941	<u>1:03,886</u>	1:06,568	1:04,212	1:04,411
Lap 6	2:27,596	1:04,149	1:04,500	1:11,293	1:03,799	1:04,363	1:04,950	<u>1:03,865</u>	1:04,763	<u>1:03,974</u>	1:04,203	<u>1:04,061</u>
Lap 7	1:11,692	1:03,960	1:06,175	1:04,320	3:50,015	2:04,211	<u>1:03,807</u>	1:04,208	1:04,002	1:52,681	1:07,593	1:05,169
Lap 8	1:03,938	1:03,957	1:04,624	1:04,085	1:17,417	1:13,422	1:04,649	2:33,061	2:14,809	1:10,137	<u>1:03,993</u>	1:04,842
Lap 9	1:04,124	1:04,269	1:06,991	1:03,848	1:04,777	1:04,867	1:04,202	1:16,970	1:13,546	1:04,764	1:04,448	1:07,207
Lap 10	1:03,859	1:04,419	1:05,036	1:03,718	1:04,221	1:04,088	1:04,218	1:05,526	1:04,787	1:04,619	1:04,508	1:04,748
Lap 11	<u>1:03,688</u>	1:04,186	1:04,487	<u>1:03,704</u>		1:04,376	1:04,172	1:05,136	1:04,361	1:05,146	1:04,576	1:04,278
Lap 12		1:04,004	1:03,912			<u>1:03,715</u>	1:04,197			1:08,191	1:04,025	1:05,238
Lap 13		<u>1:03,692</u>	<u>1:03,697</u>				1:03,987				1:04,051	1:04,414
Lap 14												



Non Qualifying Practice 2 125 Junior MAX even Numbers

Strecke / track: 1531

started: 36

classified: 36

not classified: 0

Fahrername Driver	Dovjak Anze	Joerg Nico	Okuzumi Jiei	Fabani Santiago	Lund Mathias	Doerr Phil	Belhocine Sebastien	Sanchez Jorge	Hristov Kristiyan	Salmaan Hussein	Whelan Aaron	Morin Hannes
schnellste Runde in Runde	1:04,106 Rn. 8	1:04,130 Rn. 4	1:04,130 Rn. 5	1:04,192 Rn. 9	1:04,299 Rn. 9	1:04,319 Rn. 10	1:04,575 Rn. 12	1:05,203 Rn. 11	1:05,205 Rn. 11	1:05,651 Rn. 2	1:06,084 Rn. 6	1:07,215 Rn. 2
Speed	86,0 km/h	85,9 km/h	85,9 km/h	85,9 km/h	85,7 km/h	85,7 km/h	85,4 km/h	84,5 km/h	84,5 km/h	84,0 km/h	83,4 km/h	82,0 km/h
Lap 1	1:05,020	1:06,408	1:05,097	1:05,123	1:13,128	1:05,341	1:05,429	1:06,599	1:06,922	1:06,492	1:08,523	1:12,633
Lap 2	1:04,709	1:05,967	1:34,032	1:04,991	1:05,702	1:05,351	1:05,657	1:05,924	1:05,895	<u>1:05,651</u>	2:19,336	<u>1:07,215</u>
Lap 3	1:05,029	1:06,249	1:11,633	1:05,889	1:05,044	1:04,828	1:05,286	1:06,198	1:06,031	1:06,855	1:06,822	1:08,145
Lap 4	1:04,567	<u>1:04,130</u>	1:05,085	1:04,232	1:05,127	1:05,432	1:04,833	1:05,432	1:05,564	1:06,163	1:06,184	3:38,922
Lap 5	1:04,353	1:04,414	<u>1:04,130</u>	1:04,354	1:05,569	1:04,562	1:04,738	1:06,532	1:05,417	1:07,319	1:07,048	1:19,868
Lap 6	1:04,517	1:04,351	1:04,539	1:04,316	1:05,808	1:04,889	1:54,963	1:06,000	1:06,078	1:07,346	<u>1:06,084</u>	1:09,381
Lap 7	1:04,924	1:50,804	2:12,701	1:06,526	1:05,745	1:04,489	1:15,218	2:22,622	1:05,276	1:06,063	1:06,731	2:28,097
Lap 8	<u>1:04,106</u>	1:10,091	3:04,438	1:05,327	1:04,748	1:04,752	1:06,136	1:14,104	1:47,758	1:07,014	1:06,812	
Lap 9	1:04,515	1:05,034	1:11,423	<u>1:04,192</u>	<u>1:04,299</u>	1:04,907	1:04,579	1:05,757	1:24,617	1:05,941	1:06,224	
Lap 10	1:04,293	1:04,489		1:04,348	1:04,683	<u>1:04,319</u>	1:04,689	1:05,778	1:06,371	1:10,825	1:06,896	
Lap 11	1:04,328	1:04,424		2:01,940	1:04,974	1:04,423	1:05,004	<u>1:05,203</u>	<u>1:05,205</u>		1:06,316	
Lap 12	1:04,241	1:05,723		1:11,079	1:04,656	1:04,359	<u>1:04,575</u>				1:06,845	
Lap 13					1:04,538	1:04,399						
Lap 14					1:04,388							



Non Qualifying Practice 2 125 Junior MAX even Numbers

Beste Rundenzeiten / best laptimes

Strecke / track: 1531m

Pos	Race Pos.	Str. Nr.	Fahrer driver	Vorname	NAT	Rundenzeit lap time	in R. in lap	Differenz gap first	Abstand gap	Ø Geschw. Ø speed
1	1	144	Dunner	Lukas	AUT	1:02,889	5			87,6 km/h
2	1	144	Dunner	Lukas	AUT	1:03,005	3	0:00,116	0:00,116	87,5 km/h
3	2	110	Brewczynski	Cody	AUS	1:03,186	12	0:00,297	0:00,181	87,2 km/h
4	3	120	Soever	Laszlo	HUN	1:03,261	2	0:00,372	0:00,075	87,1 km/h
5	4	138	Morse	Alec	AUS	1:03,291	13	0:00,402	0:00,030	87,1 km/h
6	1	144	Dunner	Lukas	AUT	1:03,295	2	0:00,406	0:00,004	87,1 km/h
7	5	128	Leroux	Romain	SIN	1:03,338	13	0:00,449	0:00,043	87,0 km/h
8	1	144	Dunner	Lukas	AUT	1:03,350	7	0:00,461	0:00,012	87,0 km/h
9	6	112	Kimber	Mark	GBR	1:03,354	13	0:00,465	0:00,004	87,0 km/h
10	2	110	Brewczynski	Cody	AUS	1:03,411	11	0:00,522	0:00,057	86,9 km/h
11	6	112	Kimber	Mark	GBR	1:03,414	7	0:00,525	0:00,003	86,9 km/h
12	6	112	Kimber	Mark	GBR	1:03,419	8	0:00,530	0:00,005	86,9 km/h
13	1	144	Dunner	Lukas	AUT	1:03,435	4	0:00,546	0:00,016	86,9 km/h
14	6	112	Kimber	Mark	GBR	1:03,450	12	0:00,561	0:00,015	86,9 km/h
15	2	110	Brewczynski	Cody	AUS	1:03,451	7	0:00,562	0:00,001	86,9 km/h
16	7	132	Macdermid	Ryan	CAN	1:03,460	12	0:00,571	0:00,009	86,9 km/h
17	8	126	Turney	Joe	GBR	1:03,467	6	0:00,578	0:00,007	86,8 km/h
18	4	138	Morse	Alec	AUS	1:03,479	6	0:00,590	0:00,012	86,8 km/h
19	4	138	Morse	Alec	AUS	1:03,512	5	0:00,623	0:00,033	86,8 km/h
20	7	132	Macdermid	Ryan	CAN	1:03,512	11	0:00,623	0:00,000	86,8 km/h

Non Qualifying Practice 2 125 Junior MAX odd Numbers

Strecke / track: 1531m

started: 36 classified: 36 not classified: 0

Doc. 3.1

Pos	Str. Nr.	Fahrer Driver	Nation	Entrant	Nation	Runden Laps	Gesamtzeit Differenz	Abstand Gap	beste Runde best Lap	in R. in L.	o Geschw. o Speed
1	123	Ropanen, Roope	FIN	Jussi Laaksonenijhl Racing	FIN	13			1:03,192	11	87,2 km/h
2	165	Rosina, Michael	ITA	Loredano	ITA	11	0:00,006	0:00,006	1:03,198	10	87,2 km/h
3	129	Charpentier, Axel	GBR	Strawberry Racing	GBR	13	0:00,015	0:00,009	1:03,207	13	87,2 km/h
4	139	Sulaiman, Manuel	MEX	KR Sport UK	MEX	12	0:00,081	0:00,066	1:03,273	9	87,1 km/h
5	155	Hoggard, Johnathan	GBR	KR Sport	GBR	12	0:00,088	0:00,007	1:03,280	11	87,1 km/h
6	119	Valente, Enzo	FRA	Valente Pascal	FRA	12	0:00,132	0:00,044	1:03,324	11	87,0 km/h
7	103	Ramirez, Mathias	USA	Maxspeed Group	USA	13	0:00,158	0:00,026	1:03,350	11	87,0 km/h
8	127	Taborsky, Pavol	SVK	Ert Racing Team	SVK	12	0:00,202	0:00,044	1:03,394	10	86,9 km/h
9	171	Kovacs, Zsombor	HUN	KMS Europe	HUN	9	0:00,227	0:00,025	1:03,419	5	86,9 km/h
10	151	Pettitt, William	GBR	Tooley Motorsport	GBR	10	0:00,242	0:00,015	1:03,434	10	86,9 km/h
11	169	Settimo, Marco	ITA	G.M.Motorsport Srl	ITA	14	0:00,284	0:00,042	1:03,476	14	86,8 km/h
12	111	Caldwell, Olli	GBR	KR Sport	GBR	12	0:00,297	0:00,013	1:03,489	12	86,8 km/h
13	161	Cubides, Henry	COL	Racing Components	COL	13	0:00,391	0:00,094	1:03,583	13	86,7 km/h
14	113	Brueckner, Nicholas	USA	Maxspeed Group	USA	11	0:00,436	0:00,045	1:03,628	11	86,6 km/h
15	153	Claude, Leonie	FRA	Jean-Marie Chauvel	FRA	13	0:00,461	0:00,025	1:03,653	13	86,6 km/h
16	131	De Alba, Andres	CAN	SRA Karting International Inc	CAN	13	0:00,479	0:00,018	1:03,671	13	86,6 km/h
17	125	Leppae, Lauri	FIN	Heikki Vaeisaenen	FIN	13	0:00,523	0:00,044	1:03,715	11	86,5 km/h
18	143	Taskinen, Matthew	CAN	SRA Karting International Inc	CAN	14	0:00,531	0:00,008	1:03,723	11	86,5 km/h
19	135	Jansson, Felix	SWE	Radne Motor AB	SWE	13	0:00,579	0:00,048	1:03,771	11	86,4 km/h
20	141	Dillon, Hernan	ECU	Luis Felipe Davila Alcazar	ECU	13	0:00,583	0:00,004	1:03,775	12	86,4 km/h
21	157	Sharma, Manav	IND	Mahesh Kumar	IND	14	0:00,598	0:00,015	1:03,790	11	86,4 km/h
22	133	Rizk, Carl	LIB	Azimut Automotive Sal	LIB	11	0:00,633	0:00,035	1:03,825	11	86,4 km/h
23	147	Handsaeeme, Xavier	BEL	Xavier Handsaeme	BEL	14	0:00,635	0:00,002	1:03,827	9	86,4 km/h
24	121	Jagesar, Leroy	MED	Ramdath Jagesar	MED	14	0:00,649	0:00,014	1:03,841	13	86,3 km/h
25	101	D Orlando, Michael	USA	Maxspeed Group	USA	12	0:00,715	0:00,066	1:03,907	9	86,2 km/h
26	115	O Connor, Cameron	RSA	Samantha Oconnor	RSA	12	0:00,745	0:00,030	1:03,937	12	86,2 km/h
27	149	Hollis, Dylan	AUS	Hollis Dylan	AUS	10	0:00,758	0:00,013	1:03,950	7	86,2 km/h
28	163	Pires, Mariano	POR	Eusebio Pires	POR	12	0:00,789	0:00,031	1:03,981	9	86,1 km/h
29	167	Petersson, Lucas	UAE	Al Ain Raceway	UAE	13	0:00,893	0:00,104	1:04,085	8	86,0 km/h
30	145	Lvov, Igor	RUS	Andriyчук Vladimir	RUS	13	0:00,903	0:00,010	1:04,095	12	86,0 km/h
31	117	Portell, Diego	CHI	Francisco Portell	CHI	12	0:00,933	0:00,030	1:04,125	12	86,0 km/h
32	137	Fritzler, Otto	ARG	Edgardo Fritzler	ARG	11	0:00,975	0:00,042	1:04,167	7	85,9 km/h
33	159	Novotny, Jakub	CZE	MS Kart Racing Team S.R.O.	CZE	12	0:01,029	0:00,054	1:04,221	10	85,8 km/h
34	105	Canillas, Marco	PAR	Mach 5 Karting	BRA	12	0:01,114	0:00,085	1:04,306	12	85,7 km/h
35	109	Hardja, Prasetyo	INA	KRS Motorsports	MAS	14	0:01,798	0:00,684	1:04,990	6	84,8 km/h
36	107	Lee, Chanjoon	KOR	Pino Kart Racing	KOR	13	0:01,877	0:00,079	1:05,069	12	84,7 km/h

Clerk of the Course: Ramiro Brito / R.Moselli / L.Azevedo / M.Branco Race-Control: Thomas Lainer Race director: Nigel Edwards

Stewards: Richard Norbury / Michel Guignard / Luis Roby / Philipp Lackman / Vitor Sousa / Jose Angel Mateo

Scrutineer: Paul Klaassen / Ernie Salmon / Francois Loeur / Rizal Jaafar / Minhut Hasnizam / Ruju Roberio

Time Keeping: KART-DATA timing service Franz Schiesler / Martin Summerer



RESULTS GRAND FINALS 2016

SARNO / ITALY, OCT. 15 - 22



Non Qualifying Practice 2 125 Junior MAX odd Numbers

Strecke / track: 1531

started: 36

classified: 36

not classified: 0

Fahrername Driver	Ropanen Roope	Rosina Michael	Charpentier Axel	Sulaiman Manuel	Hoggard Johnathan	Valente Enzo	Ramirez Mathias	Taborsky Pavol	Kovacs Zsombor	Pettitt William	Settimo Marco	Caldwell Olli
schnellste Runde in Runde	1:03,192 Rn. 11	1:03,198 Rn. 10	1:03,207 Rn. 13	1:03,273 Rn. 9	1:03,280 Rn. 11	1:03,324 Rn. 11	1:03,350 Rn. 11	1:03,394 Rn. 10	1:03,419 Rn. 5	1:03,434 Rn. 10	1:03,476 Rn. 14	1:03,489 Rn. 12
Speed	87,2 km/h	87,2 km/h	87,2 km/h	87,1 km/h	87,1 km/h	87,0 km/h	87,0 km/h	86,9 km/h	86,9 km/h	86,9 km/h	86,8 km/h	86,8 km/h
Lap 1	1:05,699	1:18,115	1:09,760	1:06,331	1:05,402	1:05,087	1:05,121	1:04,741	1:03,700	1:08,216	1:18,256	1:06,198
Lap 2	1:04,547	1:04,706	1:05,164	1:04,830	1:05,122	1:04,470	1:05,819	1:04,244	1:03,494	1:05,335	1:04,439	1:05,630
Lap 3	1:04,412	1:04,931	1:04,268	1:04,475	1:04,456	1:04,511	1:04,917	1:04,353	1:04,545	1:05,544	1:04,576	1:05,330
Lap 4	1:04,028	1:04,971	1:04,227	1:04,651	1:05,108	1:04,459	1:04,016	1:03,899	1:03,548	1:04,359	1:07,188	1:04,696
Lap 5	1:03,952	1:04,134	1:03,936	1:04,685	1:04,056	1:04,143	1:03,880	1:04,081	<u>1:03,419</u>	1:04,081	1:04,334	1:05,397
Lap 6	1:03,830	1:04,157	1:03,441	1:03,875	1:04,186	1:03,861	1:03,669	1:04,806	1:03,436	3:47,321	1:03,832	1:04,492
Lap 7	1:03,988	1:03,966	1:04,696	1:48,209	1:43,143	1:03,711	1:03,871	1:42,763	1:04,393	1:11,656	1:03,952	1:04,174
Lap 8	1:06,463	1:06,751	1:03,532	1:11,474	1:09,583	1:03,555	1:03,663	1:11,335	1:05,405	1:03,711	1:04,376	1:51,820
Lap 9	1:03,600	1:03,722	1:03,842	<u>1:03,273</u>	1:03,580	1:03,552	1:03,783	1:03,666	1:05,144	1:03,643	1:03,992	1:14,069
Lap 10	1:03,385	<u>1:03,198</u>	1:03,730	1:03,451	1:03,612	1:03,506	1:03,413	<u>1:03,394</u>		<u>1:03,434</u>	1:03,760	1:04,135
Lap 11	<u>1:03,192</u>	1:04,240	1:03,529	1:03,377	<u>1:03,280</u>	<u>1:03,324</u>	<u>1:03,350</u>	1:03,921			1:03,961	1:03,603
Lap 12	1:03,350		1:03,699	1:03,299	1:03,295	1:03,478	1:03,394	1:04,729			1:04,434	<u>1:03,489</u>
Lap 13	1:03,287		<u>1:03,207</u>				1:04,195				1:03,648	
Lap 14											<u>1:03,476</u>	



RESULTS GRAND FINALS 2016

SARNO / ITALY, OCT. 15 - 22



Non Qualifying Practice 2 125 Junior MAX odd Numbers

Strecke / track: 1531

started: 36

classified: 36

not classified: 0

Fahrername Driver	Cubides Henry	Brueckner Nicholas	Claude Leonie	De Alba Andres	Leppae Lauri	Taskinen Matthew	Jansson Felix	Dillon Hernan	Sharma Manav	Rizk Carl	Handsaeame Xavier	Jagesar Leroy
schnellste Runde in Runde	1:03,583 Rn. 13	1:03,628 Rn. 11	1:03,653 Rn. 13	1:03,671 Rn. 13	1:03,715 Rn. 11	1:03,723 Rn. 11	1:03,771 Rn. 11	1:03,775 Rn. 12	1:03,790 Rn. 11	1:03,825 Rn. 11	1:03,827 Rn. 9	1:03,841 Rn. 13
Speed	86,7 km/h	86,6 km/h	86,6 km/h	86,6 km/h	86,5 km/h	86,5 km/h	86,4 km/h	86,4 km/h	86,4 km/h	86,4 km/h	86,4 km/h	86,3 km/h
Lap 1	1:05,256	1:04,955	1:05,845	1:05,398	1:05,557	1:22,723	1:05,337	1:05,671	1:15,204	1:05,044	1:14,212	1:14,285
Lap 2	1:11,146	1:04,806	1:04,953	1:05,080	1:05,208	1:08,569	1:04,846	1:07,161	1:12,936	1:06,185	1:05,782	1:05,403
Lap 3	1:05,108	1:04,639	1:05,249	1:04,857	1:05,093	1:05,920	1:04,916	1:05,259	1:05,506	1:04,719	1:05,240	1:04,694
Lap 4	1:05,208	1:04,135	1:05,430	1:06,235	1:04,861	1:04,902	1:05,715	1:07,401	1:05,774	1:04,351	1:04,935	1:04,751
Lap 5	1:04,440	3:12,382	1:05,586	1:04,565	1:04,816	1:04,337	1:04,590	1:05,365	1:04,741	1:04,300	1:05,356	1:04,769
Lap 6	1:03,932	1:09,963	1:04,482	1:03,955	1:04,423	1:04,561	1:03,854	1:04,921	1:04,699	1:04,216	1:04,417	1:04,395
Lap 7	1:03,749	1:04,457	1:04,329	1:03,786	1:08,505	1:04,507	1:03,870	1:04,627	1:04,907	1:04,366	1:04,062	1:04,278
Lap 8	1:03,965	1:04,714	1:04,617	1:04,147	1:03,761	1:04,524	1:03,991	1:04,408	1:10,482	1:04,066	1:04,701	1:04,167
Lap 9	1:03,916	1:03,971	1:04,313	1:03,831	1:07,384	1:04,355	1:04,248	1:04,229	1:04,959	1:04,556	<u>1:03,827</u>	1:04,133
Lap 10	1:03,845	1:03,823	1:04,075	1:03,947	1:04,617	1:04,162	1:04,144	1:03,997	1:04,193	1:06,296	1:07,822	1:03,969
Lap 11	1:03,926	<u>1:03,628</u>	1:04,154	1:03,798	<u>1:03,715</u>	<u>1:03,723</u>	<u>1:03,771</u>	1:03,849	<u>1:03,790</u>	<u>1:03,825</u>	1:04,375	1:04,034
Lap 12	1:03,918		1:03,788	1:04,577	1:03,925	1:03,744	1:03,881	<u>1:03,775</u>	1:04,330		1:04,116	1:04,091
Lap 13	<u>1:03,583</u>		<u>1:03,653</u>	<u>1:03,671</u>	1:04,476	1:03,795	1:03,913	1:04,145	1:04,082		1:03,953	<u>1:03,841</u>
Lap 14						1:04,899			1:04,354		1:04,168	1:03,995



RESULTS GRAND FINALS 2016

SARNO / ITALY, OCT. 15 - 22



Non Qualifying Practice 2 125 Junior MAX odd Numbers

Strecke / track: 1531

started: 36

classified: 36

not classified: 0

Fahrername Driver	D Orlando Michael	O Connor Cameron	Hollis Dylan	Pires Mariano	Petersson Lucas	Lvov Igor	Portell Diego	Fritzler Otto	Novotny Jakub	Canillas Marco	Hardja Prasetyo	Lee Chanjoon
schnellste Runde in Runde	1:03,907 Rn. 9	1:03,937 Rn. 12	1:03,950 Rn. 7	1:03,981 Rn. 9	1:04,085 Rn. 8	1:04,095 Rn. 12	1:04,125 Rn. 12	1:04,167 Rn. 7	1:04,221 Rn. 10	1:04,306 Rn. 12	1:04,990 Rn. 6	1:05,069 Rn. 12
Speed	86,2 km/h	86,2 km/h	86,2 km/h	86,1 km/h	86,0 km/h	86,0 km/h	86,0 km/h	85,9 km/h	85,8 km/h	85,7 km/h	84,8 km/h	84,7 km/h
Lap 1	1:05,688	1:05,931	1:05,646	1:06,407	1:16,224	1:06,837	1:05,921	1:06,727	1:05,730	1:05,812	1:14,861	1:15,338
Lap 2	1:05,085	1:05,602	1:04,504	1:04,760	1:06,127	1:06,286	1:04,739	1:07,116	1:08,213	1:05,732	1:07,115	1:07,900
Lap 3	1:04,875	1:05,193	1:17,172	1:04,868	1:06,143	1:05,778	1:04,888	1:05,893	1:05,851	1:06,518	1:06,761	1:06,166
Lap 4	2:10,996	1:05,260	1:04,122	1:04,762	1:06,116	1:05,248	1:05,127	1:04,935	1:04,792	1:05,569	1:05,763	1:07,569
Lap 5	1:18,848	1:56,945	1:04,032	1:04,296	1:04,645	1:04,728	1:04,285	1:04,991	1:04,255	1:05,384	1:05,025	1:06,329
Lap 6	1:04,391	1:13,876	1:03,966	1:05,073	1:05,645	1:05,443	1:04,839	1:05,046	2:08,964	1:06,175	<u>1:04,990</u>	1:06,225
Lap 7	1:04,302	1:04,792	<u>1:03,950</u>	1:04,604	1:04,565	1:06,414	1:37,503	<u>1:04,167</u>	1:11,873	1:05,380	1:05,221	1:05,219
Lap 8	1:04,352	1:04,212	1:07,159	1:05,562	<u>1:04,085</u>	1:04,535	1:11,892	1:04,356	1:04,717	1:04,380	1:05,936	1:58,220
Lap 9	<u>1:03,907</u>	1:05,017	1:18,470	<u>1:03,981</u>	1:45,223	1:04,521	1:05,077	1:05,037	1:07,575	1:04,684	1:05,193	1:12,988
Lap 10	1:04,310	1:04,256	1:10,350	1:44,557	1:14,038	1:04,546	1:05,500	1:04,349	<u>1:04,221</u>	1:04,656	1:05,022	1:05,628
Lap 11	1:04,198	1:04,237		1:32,992	1:04,358	1:05,650	1:07,336	1:04,212	1:04,424	1:04,823	1:05,290	1:05,126
Lap 12	1:04,010	<u>1:03,937</u>		1:04,980	1:04,570	<u>1:04,095</u>	<u>1:04,125</u>		1:04,292	<u>1:04,306</u>	1:05,930	<u>1:05,069</u>
Lap 13					1:04,634	1:05,972					1:05,553	1:05,559
Lap 14											1:05,696	



Non Qualifying Practice 2 125 Junior MAX odd Numbers

Beste Rundenzeiten / best laptimes

Strecke / track: 1531m

Pos	Race Pos.	Str. Nr.	Fahrer driver	Vorname	NAT	Rundenzeit lap time	in R. in lap	Differenz gap first	Abstand gap	Ø Geschw. Ø speed
1	1	123	Ropanen	Roope	FIN	1:03,192	11			87,2 km/h
2	2	165	Rosina	Michael	ITA	1:03,198	10	0:00,006	0:00,006	87,2 km/h
3	3	129	Charpentier	Axel	GBR	1:03,207	13	0:00,015	0:00,009	87,2 km/h
4	4	139	Sulaiman	Manuel	MEX	1:03,273	9	0:00,081	0:00,066	87,1 km/h
5	5	155	Hoggard	Johnathan	GBR	1:03,280	11	0:00,088	0:00,007	87,1 km/h
6	1	123	Ropanen	Roope	FIN	1:03,287	13	0:00,095	0:00,007	87,1 km/h
7	5	155	Hoggard	Johnathan	GBR	1:03,295	12	0:00,103	0:00,008	87,1 km/h
8	4	139	Sulaiman	Manuel	MEX	1:03,299	12	0:00,107	0:00,004	87,1 km/h
9	6	119	Valente	Enzo	FRA	1:03,324	11	0:00,132	0:00,025	87,0 km/h
10	1	123	Ropanen	Roope	FIN	1:03,350	12	0:00,158	0:00,026	87,0 km/h
11	7	103	Ramirez	Mathias	USA	1:03,350	11	0:00,158	0:00,000	87,0 km/h
12	4	139	Sulaiman	Manuel	MEX	1:03,377	11	0:00,185	0:00,027	87,0 km/h
13	1	123	Ropanen	Roope	FIN	1:03,385	10	0:00,193	0:00,008	87,0 km/h
14	7	103	Ramirez	Mathias	USA	1:03,394	12	0:00,202	0:00,009	86,9 km/h
15	8	127	Taborsky	Pavol	SVK	1:03,394	10	0:00,202	0:00,000	86,9 km/h
16	7	103	Ramirez	Mathias	USA	1:03,413	10	0:00,221	0:00,019	86,9 km/h
17	9	171	Kovacs	Zsombor	HUN	1:03,419	5	0:00,227	0:00,006	86,9 km/h
18	10	151	Pettitt	William	GBR	1:03,434	10	0:00,242	0:00,015	86,9 km/h
19	9	171	Kovacs	Zsombor	HUN	1:03,436	6	0:00,244	0:00,002	86,9 km/h
20	3	129	Charpentier	Axel	GBR	1:03,441	6	0:00,249	0:00,005	86,9 km/h