

OK

## Qualifying Practice Results

Document 9 OFFICIAL

Rnk	N°	Concorrente / Entrant	Nat	Conditore / Driver	Nat	Equipment	Sector 1	Sector 2	Sector 3	Time	Gap	Laps
1	213	Tony Kart Racing Team	ITA	Simmenauer, Jean Baptiste	FRA	Tony Kart / Vortex / Bridgestone	18.052	14.084	15.177	<b>47.313</b>		9
2	218	Ward Racing	SWE	Travisanutto, Lorenzo	ITA	Tony Kart / Vortex / Bridgestone	18.135	14.092	15.167	<b>47.394</b>	0.081	8
3	229	Ricky Flynn Motorsport	GBR	Sargeant, Logan	USA	FA Kart / Vortex / Bridgestone	18.050	14.221	15.129	<b>47.400</b>	0.087	9
4	211	Tony Kart Racing Team	ITA	Nielsen, Nicklas	DNK	Tony Kart / Vortex / Bridgestone	18.007	14.153	15.246	<b>47.406</b>	0.093	7
5	215	CRG Spa	ITA	Hiltbrand, Pedro	ESP	CRG / Parilla / Bridgestone	18.089	14.134	15.202	<b>47.425</b>	0.112	8
6	209	Kosmic Racing Departement	ITA	Basz, Karol	POL	Kosmic / Vortex / Bridgestone	17.997	14.192	15.277	<b>47.466</b>	0.153	9
7	212	Tony Kart Racing Team	ITA	Novalak, Clement	GBR	Tony Kart / Vortex / Bridgestone	18.048	14.134	15.308	<b>47.490</b>	0.177	9
8	204	Ward Racing	SWE	Smolyar, Alexander	RUS	Tony Kart / Vortex / Bridgestone	18.098	14.197	15.209	<b>47.504</b>	0.191	8
9	221	Mad Croc	ITA	Hanley, Benjamin	ITA	Croc Promotion / TM Racing / Bridge	18.089	14.154	15.275	<b>47.518</b>	0.205	9
10	214	CRG Spa	ITA	Tiene, Felice	ITA	CRG / Parilla / Bridgestone	18.042	14.222	15.276	<b>47.540</b>	0.227	8
11	201	KSM Schumacher Racing Team	DEU	Viscaal, Bent	NLD	Tony Kart / Vortex / Bridgestone	18.008	14.226	15.316	<b>47.550</b>	0.237	9
12	210	Kosmic Racing Departement	ITA	Noah, Milell	SWE	Kosmic / Vortex / Bridgestone	18.115	14.145	15.296	<b>47.556</b>	0.243	9
13	202	Ward Racing	SWE	Lappalainen, Konsta	FIN	Tonykart / Vortex / Bridgestone	18.112	14.188	15.283	<b>47.583</b>	0.270	8
14	230	Ricky Flynn Motorsport	GBR	Yang, Sun Yue	CHN	FA Kart / Vortex / Bridgestone	18.096	14.185	15.333	<b>47.614</b>	0.301	9
15	220	Energy Corse Srl	ITA	Palego, Gianluigi	ITA	Energy / TM Racing / Bridgestone	18.119	14.187	15.319	<b>47.625</b>	0.312	9
16	216	CRG Spa	ITA	Tonteri, Paavo	FIN	CRG / Parilla / Bridgestone	18.154	14.255	15.233	<b>47.642</b>	0.329	8
17	225	Birel Art Racing	ITA	Van Leeuwen, Martijn	ITA	Birel ART / Iame / Bridgestone	18.123	14.284	15.264	<b>47.671</b>	0.358	9
18	224	Ksm Schumacher Racing Team	DEU	Lippkau Luca	DEU	Tony Kart / Vortex / Bridgestone	18.118	14.242	15.405	<b>47.765</b>	0.452	9
19	219	M.M. Racing Kart	LUX	Sticht, Josef Seppi	DEU	Tony Kart / Vortex / Bridgestone	18.254	14.324	15.248	<b>47.826</b>	0.513	9
20	227	Ricciardo Kart Racing	SWE	Sidebottom, Reece	AUS	Ricciardo / Iame / Bridgestone	18.306	14.258	15.282	<b>47.846</b>	0.533	9
21	226	Birel Art Racing	ITA	Tillett, Archie	GBR	Birel ART / Iame / Bridgestone	18.226	14.415	15.308	<b>47.949</b>	0.636	9
22	203	Ward Racing	SWE	Gangi, Anthony	USA	Tony Kart / Vortex / Bridgestone	18.367	14.247	15.375	<b>47.989</b>	0.676	9
23	231	Tecniengines	ITA	Aceto, Massimo	ITA	Birel ART / Tecniengines / Bridgestone	18.455	14.278	15.326	<b>48.059</b>	0.746	9
24	232	Flowers Racing	ITA	Cinti, Riccardo	ITA	Tony Kart / Vortex / Bridgestone	18.331	14.416	15.317	<b>48.064</b>	0.751	9
25	208	Arnaud Jean Philippe	FRA	Hugo, Arnaud	FRA	Tony Kart / TM Racing / Bridgestone	18.249	14.320	15.520	<b>48.089</b>	0.776	9
26	223	Real Racing	ROU	Vasile, Daniel	ROU	Tony Kart / Vortex / Bridgestone	18.399	14.359	15.384	<b>48.142</b>	0.829	9
27	207	Alarm Ag Kart Team	CHE	Weibel, Samuel	CHE	Exprit / Vortex / Bridgestone	18.345	14.464	15.461	<b>48.270</b>	0.957	8
28	235	Colafrancesco Cristiano	ITA	Colafrancesco, Cristiano	ITA	Tony Kart / TM Racing / Bridgestone	18.281	14.321	15.695	<b>48.297</b>	0.984	8
29	234	Maiorana Salvatore	ITA	Maiorana, Alessandro	ITA	Lenzo Kart / Lke / Bridgestone	18.448	14.491	15.608	<b>48.547</b>	1.234	8
30	228	Mad Croc	ITA	Ferreira, Joao	PRT	Croc Promotion / TM Racing / Bridge	18.493	14.479	15.638	<b>48.610</b>	1.297	8
31	206	Dam Racing	DNK	Lindberg, Philip	DNK	Sodi / Lke / Bridgestone	18.585	14.464	15.615	<b>48.664</b>	1.351	9
32	233	Taglienti Group Srl	ITA	Schettino, Mario	ITA	Eks / Iame / Bridgestone	18.658	14.703	15.876	<b>49.237</b>	1.924	7

Start Time : 19/02 - 10:31:10

Best Lap : N°213 Simmenauer, Jean Baptiste

47.313

90,54 Kph

Weather : Sunny Air : 12°C Track : Dry

21^Winter Cup 18-21/02/2016

Page 1 / 1

Ficr Mn

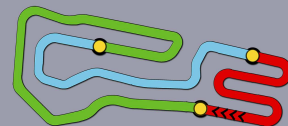
Apex Timing



Scan this QR Code for livetiming

Data processing and charts edit provided by:





OK

## Qualifying Practice Best Sectors Analysis

For information purposes. No official / regulatory value

S1			S2			S3			Ideal Lap Times						
Rnk	N°	Time	Rnk	N°	Time	Rnk	N°	Time	Rnk	N°	Conduttore / Driver	Nat	Ideal Lap	Best Lap	Diff.
1	212	17.992	1	213	14.084	1	229	15.129	1	213	Simmenauer, Jean Baptiste	FR	47.285	47.313	0.028
2	211	17.995	2	218	14.092	2	218	15.135	2	209	Basz, Karol	POL	47.321	47.466	0.145
3	209	17.997	3	209	14.096	3	213	15.177	3	229	Sargeant, Logan	USA	47.330	47.400	0.070
4	201	18.008	4	212	14.107	4	221	15.194	4	218	Travisanutto, Lorenzo	ITA	47.362	47.394	0.032
5	213	18.024	5	215	14.110	5	225	15.196	5	221	Hanley, Benjamin	ITA	47.369	47.518	0.149
6	221	18.034	6	214	14.116	6	215	15.202	6	211	Nielsen, Nicklas	DNK	47.394	47.406	0.012
7	214	18.042	7	210	14.140	7	204	15.209	7	212	Novalak, Clement	GBR	47.400	47.490	0.090
8	229	18.050	8	221	14.141	8	209	15.228	8	215	Hiltbrand, Pedro	ESP	47.401	47.425	0.024
9	230	18.064	9	201	14.142	9	216	15.233	9	214	Tiene, Felice	ITA	47.434	47.540	0.106
10	215	18.089	10	229	14.151	10	202	15.239	10	204	Smolyar, Alexander	RUS	47.466	47.504	0.038
11	224	18.091	11	211	14.153	11	211	15.246	10	201	Viscaal, Bent	NLD	47.466	47.550	0.084
12	210	18.096	11	202	14.153	12	219	15.248	12	202	Lappalainen, Konsta	FIN	47.504	47.583	0.079
13	204	18.098	13	204	14.159	13	220	15.258	13	230	Yang, Sun Yue	CHN	47.523	47.614	0.091
14	202	18.112	14	230	14.184	14	230	15.275	14	210	Noah, Milell	SVE	47.532	47.556	0.024
15	220	18.119	15	220	14.187	15	214	15.276	15	225	Van Leeuwen, Martijn	ITA	47.541	47.671	0.130
16	225	18.123	16	216	14.202	16	227	15.282	16	220	Palego, Gianluigi	ITA	47.564	47.625	0.061
17	218	18.135	17	225	14.222	17	210	15.296	17	216	Tonteri, Paavo	FIN	47.589	47.642	0.053
18	216	18.154	18	224	14.242	18	212	15.301	18	224	Lippkau Luca	DEU	47.738	47.765	0.027
19	208	18.164	19	203	14.247	19	226	15.308	19	227	Sidebottom, Reece	AUS	47.806	47.846	0.040
20	226	18.179	20	227	14.258	20	223	15.315	20	219	Sticht, Josef Seppi	DEU	47.826	47.826	
21	219	18.254	21	231	14.278	21	201	15.316	21	226	Tillett, Archie	GBR	47.902	47.949	0.047
22	227	18.266	22	223	14.304	22	232	15.317	22	203	Gangi, Anthony	USA	47.909	47.989	0.080
23	235	18.281	23	208	14.320	23	231	15.326	23	208	Hugo, Arnaud	FR	47.942	48.089	0.147
24	232	18.286	24	235	14.321	24	203	15.339	24	223	Vasile, Daniel	ROU	48.018	48.142	0.124
25	203	18.323	25	219	14.324	25	224	15.405	25	232	Cinti, Riccardo	ITA	48.019	48.064	0.045
26	207	18.329	26	226	14.415	26	207	15.443	26	235	Colafrancesco, Cristiano	ITA	48.049	48.297	0.248
27	223	18.399	27	232	14.416	27	235	15.447	27	231	Aceto, Massimo	ITA	48.055	48.059	0.004
28	228	18.433	28	234	14.426	28	208	15.458	28	207	Weibel, Samuel	CHE	48.236	48.270	0.034
29	234	18.448	29	206	14.435	29	234	15.560	29	234	Maiorana, Alessandro	ITA	48.434	48.547	0.113
30	231	18.451	30	207	14.464	30	206	15.615	30	228	Ferreira, Joao	PRT	48.541	48.610	0.069
31	206	18.524	31	228	14.479	31	228	15.629	31	206	Lindberg, Philip	DNK	48.574	48.664	0.090
32	233	18.658	32	233	14.703	32	233	15.746	32	233	Schettino, Mario	ITA	49.107	49.237	0.130

21^Winter Cup 18-21/02/2016

Ficr Mn

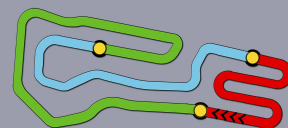
Apex Timing



Scan this QR Code for livetiming

Data processing and charts edit provided by:





OK

## Qualifying Practice Analysis

For information purposes. No official / regulatory value

Laps	Sector 1	Sector 2	Sector 3	Lap Time
<b>N°201 Viscaal, Bent</b>				
1	19.630	15.216	15.638	50.484
2	18.509	14.502	15.386	48.397
3	18.205	14.335	15.332	47.872
4	18.095	14.278	15.347	47.720
5	18.074	14.142	15.404	47.620
6	18.066	14.283	15.337	47.686
7	18.218	14.181	15.416	47.815
8	18.038	14.190	15.345	47.573
9	18.008	14.226	15.316	47.550

Laps	Sector 1	Sector 2	Sector 3	Lap Time
<b>N°202 Lappalainen, Konsta</b>				
1	20.393	14.837	15.429	50.659
2	18.348	14.421	15.426	48.195
3	18.177	14.173	15.372	47.722
4	20.187	15.600	16.487	52.274
5	18.191	14.272	15.239	47.702
6	18.220	14.153	15.346	47.719
7	18.187	14.165	16.214	48.566
8	18.112	14.188	15.283	47.583

Laps	Sector 1	Sector 2	Sector 3	Lap Time
<b>N°203 Gangi, Anthony</b>				
1	20.091	16.156	15.896	52.143
2	18.566	14.533	15.494	48.593
3	18.443	14.318	15.482	48.243
4	18.560	14.330	15.339	48.229
5	18.578	14.335	15.471	48.384
6	18.524	14.386	15.361	48.271
7	18.420	14.276	15.364	48.060
8	18.367	14.247	15.375	47.989
9	18.323	14.288	15.393	48.004

Laps	Sector 1	Sector 2	Sector 3	Lap Time
<b>N°204 Smolyar, Alexander</b>				
1	19.592	15.609	15.565	50.766
2	18.360	14.401	15.320	48.081
3	18.156	14.290	15.258	47.704
4	18.151	14.301	15.239	47.691
5	18.098	14.197	15.209	47.504
6	18.209	14.227	15.260	47.696
7	18.247	14.159	15.228	47.634

Laps	Sector 1	Sector 2	Sector 3	Lap Time
<b>N°206 Lindberg, Philip</b>				
1	20.527	16.039	16.185	52.751
2	19.240	15.684	16.293	51.217
3	18.846	14.900	15.936	49.682
4	18.803	14.656	16.051	49.510
5	18.583	14.515	15.746	48.844
6	18.558	14.935	16.293	49.786
7	18.524	14.661	15.806	48.991
8	18.646	14.435	15.746	48.827
9	18.585	14.464	15.615	48.664

Laps	Sector 1	Sector 2	Sector 3	Lap Time
<b>N°207 Weibel, Samuel</b>				
1	21.921	16.029	16.005	53.955
2	19.376	15.009	16.189	50.574
3	20.218	14.777	15.466	50.461
4	18.395	14.668	15.443	48.506
5	18.414	14.525	15.523	48.462
6	18.329	14.540	15.788	48.657
7	18.345	14.464	15.461	48.270
8	18.370	14.467	15.599	48.436

Laps	Sector 1	Sector 2	Sector 3	Lap Time
<b>N°208 Hugo, Arnaud</b>				
1	19.450	15.847	16.273	51.570
2	19.650	14.857	15.644	50.151
3	18.341	14.583	15.595	48.519
4	18.261	14.446	15.491	48.198
5	18.164	14.536	15.478	48.178
6	18.556	14.585	15.458	48.599
7	18.237	14.518	15.499	48.254
8	18.263	14.357	15.607	48.227
9	18.249	14.320	15.520	48.089

Laps	Sector 1	Sector 2	Sector 3	Lap Time
<b>N°209 Basz, Karol</b>				
1	19.886	15.052	15.463	50.401
2	18.518	14.409	15.260	48.187
3	18.214	14.242	15.232	47.688
4	18.203	14.184	15.300	47.687
5	18.154	14.185	15.331	47.670
6	17.997	14.192	15.277	47.466

Laps	Sector 1	Sector 2	Sector 3	Lap Time
<b>N°210 Noah, Milell</b>				
7	18.197	14.429	18.128	50.754
8	18.145	14.096	15.294	47.535
9	18.108	14.205	15.228	47.541

Laps	Sector 1	Sector 2	Sector 3	Lap Time
<b>N°211 Nielsen, Nicklas</b>				
1	21.174	16.505	17.404	55.083
2	18.801	14.590	15.526	48.917
3	18.183	18.810	20.093	57.086
4	18.403	14.532	15.614	48.549
5	18.078	14.305	15.264	47.647
6	17.995	14.228	15.251	47.474
7	18.007	14.153	15.246	47.406

Laps	Sector 1	Sector 2	Sector 3	Lap Time
<b>N°212 Novalak, Clement</b>				
1	20.464	16.282	15.928	52.674
2	18.373	14.390	15.312	48.075
3	21.349	14.482	15.690	51.521
4	18.141	14.184	15.301	47.626
5	18.228	14.225	15.478	47.931
6	17.992	14.148	15.650	47.790
7	18.086	14.107	15.459	47.652
8	18.493	14.377	15.359	48.229
9	18.048	14.134	15.308	47.490

Laps	Sector 1	Sector 2	Sector 3	Lap Time
<b>N°213 Simmenauer, Jean Baptiste</b>				
1	20.462	15.838	15.688	51.988
2	18.346	15.477	15.635	49.458
3	18.235	14.375	15.260	47.870
4	18.099	14.359	15.276	47.734
5	18.094	14.261	15.212	47.567

21<sup>st</sup> Winter Cup 18-21/02/2016

Ficr Mn

Apex Timing

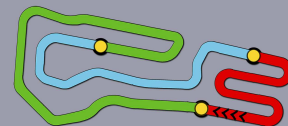


Scan this QR Code for livetiming

Data processing and charts edit provided by:







OK

## Qualifying Practice Analysis

For information purposes. No official / regulatory value

Laps	Sector 1	Sector 2	Sector 3	Lap Time
<b>N°227 Sidebottom, Reece</b>				
1	21.394	16.248	16.422	54.064
2	18.753	14.769	16.925	50.447
3	18.513	14.675	15.513	48.701
4	18.659	14.572	15.441	48.672
5	18.266	14.369	15.496	48.131
6	18.636	14.436	15.471	48.543
7	18.322	14.335	15.325	47.982
8	18.289	14.349	15.448	48.086
9	18.306	14.258	15.282	47.846

Laps	Sector 1	Sector 2	Sector 3	Lap Time
<b>N°228 Ferreira, Joao</b>				
1	21.181	15.953	16.070	53.204
2	18.963	15.102	15.668	49.733
3	18.433	14.658	15.629	48.720
4	18.542	14.589	15.739	48.870
5	18.493	14.479	15.638	48.610
6	18.963	14.601	16.535	50.099
7	18.524	14.627	16.046	49.197
8	18.448	14.994	15.993	49.435

Laps	Sector 1	Sector 2	Sector 3	Lap Time
<b>N°229 Sargeant, Logan</b>				
1	19.386	15.282	15.589	50.257
2	18.581	14.425	15.440	48.446
3	18.418	14.274	15.179	47.871
4	18.050	14.221	15.129	47.400
5	18.148	14.179	15.131	47.458
6	18.062	14.261	15.194	47.517
7	20.146	15.882	15.348	51.376
8	18.093	14.194	15.186	47.473
9	18.077	14.151	15.191	47.419

Laps	Sector 1	Sector 2	Sector 3	Lap Time
<b>N°230 Yang, Sun Yue</b>				
1	19.115	14.729	15.566	49.410
2	18.725	14.400	15.333	48.458
3	18.342	14.333	15.463	48.138
4	18.110	14.260	15.275	47.645
5	18.169	14.256	15.350	47.775
6	18.157	14.184	15.400	47.741
7	18.064	14.247	15.316	47.627

Laps	Sector 1	Sector 2	Sector 3	Lap Time
8	18.096	14.185	15.333	47.614
9	18.135	14.196	15.298	47.629

Laps	Sector 1	Sector 2	Sector 3	Lap Time
<b>N°231 Aceto, Massimo</b>				
1	21.039	15.686	16.095	52.820
2	18.929	14.805	15.601	49.335
3	18.898	14.605	16.159	49.662
4	18.627	14.531	15.549	48.707
5	18.494	14.519	15.472	48.485
6	18.529	14.389	15.575	48.493
7	19.270	15.406	17.303	51.979
8	18.451	14.440	15.420	48.311
9	18.455	14.278	15.326	48.059

Laps	Sector 1	Sector 2	Sector 3	Lap Time
<b>N°232 Cinti, Riccardo</b>				
1	20.788	17.165	15.823	53.776
2	19.998	16.107	21.663	57.768
3	19.220	14.682	15.323	49.225
4	18.342	14.534	15.350	48.226
5	18.331	14.416	15.317	48.064
6	18.328	14.474	15.384	48.186
7	18.320	14.416	15.626	48.362
8	18.286	14.473	15.419	48.178
9	18.419	14.689	15.382	48.490

Laps	Sector 1	Sector 2	Sector 3	Lap Time
<b>N°233 Schettino, Mario</b>				
1	21.507	18.250	16.303	56.060
2	19.031	15.028	15.842	49.901
3	18.888	15.044	15.838	49.770
4	18.753	14.970	15.972	49.695
5	25.812	14.924	15.746	56.482
6	18.843	14.853	15.770	49.466
7	18.658	14.703	15.876	49.237

Laps	Sector 1	Sector 2	Sector 3	Lap Time
<b>N°234 Maiorana, Alessandro</b>				
1	25.631	15.939	17.399	58.969
2	19.095	14.809	16.152	50.056
3	19.498	14.917	15.743	50.158
4	18.926	14.678	15.744	49.348
5	18.592	14.595	15.852	49.039
6	18.448	14.491	15.608	48.547

Laps	Sector 1	Sector 2	Sector 3	Lap Time
7	18.568	14.467	15.560	48.595
8	18.542	14.426	15.586	48.554

Laps	Sector 1	Sector 2	Sector 3	Lap Time
<b>N°235 Colafrancesco, Cristiano</b>				
1	19.737	14.907	15.719	50.363
2	18.474	14.630	15.447	48.551
3	18.428	14.436	15.548	48.412
4	18.375	14.513	15.784	48.672
5	18.378	14.542	15.670	48.590
6	18.370	14.639	15.889	48.898
7	18.421	14.524	15.587	48.532
8	18.281	14.321	15.695	48.297

21^Winter Cup 18-21/02/2016

Ficr Mn

Apex Timing



Scan this QR Code for livetiming

Data processing and charts edit provided by:

