



LE MANS 9 - 13.09.2015



KZ

CIK-FIA World Championship



KZ

## Prefinal (PF)

## Document 30.2 OFFICIAL

## Results

Subject to scrutineering &amp; sporting investigations

Rnk	No.	Entrant	Nat	Driver	Nat	Equipment	Laps	Gap	Interv.	Best Lap
1	▲3	6	Pex Racing Team		<b>Pex, Jorrit</b>	CRG / TM Racing / B'stone	15			53.864
2	▼1	23	CRG SpA		<b>De Conto, Paolo</b>	CRG / Maxter / B'stone	15	<b>0.268</b>	0.268	53.814
3	▼1	12	Kosmic Racing Dept		<b>Lundberg, Douglas</b>	Kosmic Kart / Vortex / B'stone	15	<b>1.465</b>	1.197	53.950
4	▲2	8	Sodikart		<b>Kozlinski, Arnaud</b>	Sodi / TM Racing / B'stone	15	<b>3.948</b>	2.483	54.075
5	▼2	1	Tony Kart Racing Team		<b>Camponeschi, Flavio</b>	Tony Kart / Vortex / B'stone	15	<b>4.215</b>	0.267	54.004
6	▲2	3	Mad-Croc Karting		<b>Hanley, Ben</b>	Croc Promotions / TM Racing / B'sto	15	<b>4.373</b>	0.158	53.927
7	=	14	Dalè, Andrea		<b>Dalè, Andrea</b>	CRG / TM Racing / B'stone	15	<b>4.824</b>	0.451	53.905
8	▼3	5	Formula K		<b>Hajek, Patrik</b>	Formula K / Parilla / B'stone	15	<b>6.771</b>	1.947	54.266
9	▲6	9	Sodikart		<b>Abbase, Anthony</b>	Sodi / TM Racing / B'stone	15	<b>7.052</b>	0.281	54.118
10	▲6	2	Tony Kart Racing Team		<b>Ardigo, Marco</b>	Tony Kart / Vortex / B'stone	15	<b>7.149</b>	0.097	53.852
11	▲1	4	Iglesias, Jérémy		<b>Iglesias, Jérémy</b>	Sodi / TM Racing / B'stone	15	<b>7.473</b>	0.324	54.163
12	▼2	31	Tony Kart Racing Team		<b>Nielsen, Nicklas</b>	Tony Kart / Vortex / B'stone	15	<b>7.709</b>	0.236	54.216
13	▲4	10	CRG SpA		<b>Puhakka, Simo</b>	CRG / Maxter / B'stone	15	<b>8.645</b>	0.936	53.959
14	▼5	16	Praga Kart Racing		<b>Thonon, Jonathan</b>	Praga / Parilla / B'stone	15	<b>9.818</b>	1.173	54.111
15	▲12	20	Birel ART Srl		<b>Dreezen, Rick</b>	Ricciardo Kart / Parilla / B'stone	15	<b>9.950</b>	0.132	53.977
16	▲17	11	Sodikart		<b>Lammers, Bas</b>	Sodi / TM Racing / B'stone	15	<b>10.063</b>	0.113	53.880
17	▲5	7	Birel ART Srl		<b>Lennox-Lamb, Jordon</b>	Birel Art / Parilla / B'stone	15	<b>10.247</b>	0.184	54.076
18	▼5	19	Kosmic Racing Dept		<b>Backman, Andreas</b>	Kosmic Kart / Vortex / B'stone	15	<b>11.299</b>	1.052	53.985
19	▼5	37	CKR Srl		<b>Pollini, Giacomo</b>	CKR / TM Racing / B'stone	15	<b>12.269</b>	0.970	54.324
20	▼1	18	Patrizicorse		<b>Torsellini, Mirko</b>	Ricciardo Kart / TM Racing / B'stone	15	<b>13.318</b>	1.049	54.233
21	▼1	25	Grosso, Emilien		<b>Grosso, Emilien</b>	Tony Kart / Vortex / B'stone	15	<b>13.801</b>	0.483	54.299
22	▲9	24	Buran, Filippo		<b>Buran, Alessandro</b>	Haase-Corsa / TM Racing / B'stone	15	<b>14.879</b>	1.078	54.152
23	▲6	29	Scuderia PCR Srl		<b>Myers, James</b>	PCR / TM Racing / B'stone	15	<b>18.093</b>	3.214	54.428
24	▲1	33	Mad-Croc Karting		<b>Chubarov, Ivan</b>	Croc Promotions / TM Racing / B'sto	15	<b>18.253</b>	0.160	54.391
25	▼4	35	Flandria Kart Sweden by Brar		<b>Nilsson, Brandon</b>	Birel Art / Vortex / B'stone	15	<b>18.631</b>	0.378	54.216
26	=	32	OK1 Racing Team		<b>Vigorito, Gianni</b>	OK1 / TM Racing / B'stone	15	<b>20.505</b>	1.874	54.744
27	▲1	34	Kosmic Racing Dept		<b>Canal, Julien</b>	Kosmic Kart / Vortex / B'stone	15	<b>20.859</b>	0.354	54.351
28	▲2	26	Mich, Thomas		<b>Gimbert, Maxime</b>	Birel Art / TM Racing / B'stone	15	<b>23.196</b>	2.337	54.658
29	▼6	28	Boisnard, Erwan		<b>Boisnard, Erwan</b>	Tony Kart / Vortex / B'stone	15	<b>25.992</b>	2.796	54.969
30	▲2	27	Deharte, Julien		<b>Deharte, Julien</b>	CRG / Vortex / B'stone	15	<b>30.577</b>	4.585	55.461
31	▲3	36	Equipo Jamkart Tenerife		<b>Durante, Sergio</b>	CRGSPA / TM Racing / B'stone	13	<b>2 Laps</b>	2 Laps	56.812
32	▼21	15	CRG SpA		<b>Fore, Davide</b>	CRG / Maxter / B'stone	2	<b>13 Laps</b>	11 Laps	55.178
33	▼15	22	Formula K		<b>Carlton, Gary</b>	Formula K / Parilla / B'stone	2	<b>13 Laps</b>	0.989	55.070
34	▼10	21	Mad-Croc Karting		<b>Tujula, Tuomas</b>	Croc Promotions / TM Racing / B'sto	0	<b>15 Laps</b>	2 Laps	

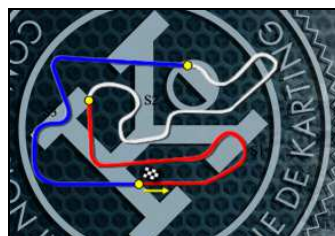
Leaders : No.23 De Conto, Paolo (1-5) / No.6 Pex, Jorrit (6-15)

Start Time : 13/09 - 12:38:21

Best Lap : No.23 De Conto, Paolo 53.814 92,58 Kph

Weather : Cloudy Air : 16°C Track : Dry

Event Record : No.23 De Conto, Paolo 51.978 95,85 Kph



LE MANS 9 - 13.09.2015



KZ

CIK-FIA World Championship



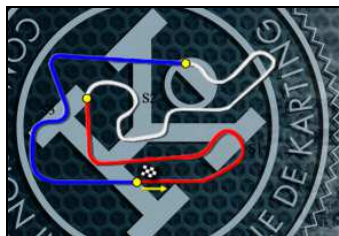
KZ

Prefinal (PF)

Lap Chart

For information purposes. No official / regulatory value

	1	2	3	4	5	6	7	8	9	10	11	12	13	14	15	16	17	18	19	20	21	22	23	24	25	26	27	28	29	30	31	32	33	34
Grid	23	12	1	6	5	8	14	3	16	31	15	4	19	37	9	2	10	22	18	25	35	7	28	21	33	32	20	34	29	26	24	27	11	36
Start	23	12	6	1	8	5	3	14	4	31	16	37	2	15	9	22	19	25	10	7	18	<del>21</del>	35	28	33	32	20	34	24	11	29	27	26	36
Lap 1 Interval	23	6	12	8	1	3	5	14	4	31	16	15	2	9	37	10	22	18	7	20	32	25	19	28	24	11	34	33	27	29	35	26	36	
		0.1	0.7	0.3	0.2	0.0	0.0	0.2	0.3	0.5	0.2	0.1	0.0	0.1	0.4	0.2	0.1	0.2	0.1	0.2	0.4	0.4	0.2	0.2	0.1	0.1	0.5	0.4	0.4	0.0	0.1	0.5	0.5	1.5
Lap 2	23	6	12	8	1	3	5	14	4	31	16	<del>15</del>	2	9	37	10	<del>22</del>	18	7	20	32	25	19	11	24	28	34	33	29	27	35	26	36	
		0.2	0.6	0.5	0.3	0.1	0.1	0.2	0.4	0.2	0.5	0.1	0.0	0.1	0.4	0.0	0.2	0.1	0.1	0.3	0.8	0.1	0.1	0.6	0.3	0.8	0.1	0.1	0.1	1.2	0.1	0.2	3.2	
Lap 3	23	6	12	8	1	3	5	14	4	31	16	9	37	10	2	7	20	18	25	32	11	19	24	33	29	28	34	35	27	26	36			
		0.2	0.6	0.7	0.2	0.2	0.2	0.2	0.3	0.2	1.4	0.0	0.2	0.0	0.3	0.2	0.4	0.5	0.8	0.6	0.0	0.1	0.1	1.3	0.5	0.3	0.5	0.3	0.6	0.1	5.8			
Lap 4	23	6	12	8	1	3	5	14	4	31	9	16	37	10	2	7	20	18	25	11	19	32	24	33	29	28	34	35	26	27	36			
		0.2	0.6	0.8	0.2	0.4	0.1	0.2	0.4	0.2	1.7	0.2	0.4	0.2	0.1	0.1	0.2	0.3	0.9	0.0	1.0	0.2	0.0	1.0	0.8	0.6	0.1	0.1	1.3	0.2	7.8			
Lap 5	23	6	12	8	1	3	5	14	4	31	9	16	37	2	10	7	20	18	11	25	19	32	24	33	29	28	35	34	26	27	36			
		0.1	0.5	1.0	0.1	0.3	0.4	0.2	0.1	0.4	1.6	0.3	0.3	0.4	1.1	0.0	0.1	0.2	0.1	0.2	0.7	0.8	0.0	0.7	1.0	1.1	0.2	0.3	1.0	0.3	9.4			
Lap 6	6	23	12	8	1	3	14	5	4	31	9	16	2	37	10	7	20	11	18	25	19	24	32	33	29	35	34	28	26	27	36			
		0.1	0.2	1.1	0.1	0.1	0.8	0.0	0.2	0.2	1.3	0.7	0.3	0.3	0.8	0.2	0.2	0.3	0.6	0.1	0.1	1.7	0.3	0.1	0.5	2.3	0.1	0.6	0.1	0.8	11.4			
Lap 7	6	23	12	8	1	3	14	5	4	31	9	2	16	37	10	7	20	11	18	19	25	24	32	33	29	35	34	26	28	27	36			
		0.3	0.2	1.3	0.2	0.1	0.9	0.2	0.2	0.2	0.9	1.2	0.3	0.1	0.3	0.3	0.2	0.2	1.0	0.3	0.2	1.7	0.4	0.3	0.2	2.4	0.5	0.9	0.3	0.7	13.3			
Lap 8	6	23	12	8	1	3	14	5	4	31	9	2	16	10	37	7	20	11	18	19	25	24	32	33	29	35	34	26	28	27	36			
		0.2	0.3	1.4	0.2	0.2	0.7	0.4	0.2	0.4	0.6	1.3	0.7	0.3	0.2	0.1	0.1	0.1	1.3	0.0	0.7	1.6	0.6	0.1	0.4	1.9	0.7	1.4	0.4	0.9	15.0			
Lap 9	6	23	12	8	1	3	14	5	4	31	9	2	16	10	7	20	11	37	18	19	25	24	32	33	29	35	34	26	28	27	36			
		0.3	0.3	1.6	0.1	0.1	0.7	0.5	0.5	0.2	0.4	1.0	1.2	0.2	0.6	0.0	0.3	0.3	0.8	0.1	0.5	1.8	0.7	0.2	0.2	1.5	1.3	1.3	0.7	1.4	16.5			
Lap 10	6	23	12	8	1	3	14	5	4	31	9	2	16	10	20	11	7	37	19	18	25	24	32	33	29	35	34	26	28	27	36			
		0.3	0.4	1.7	0.1	0.2	0.5	0.8	0.5	0.1	0.3	0.8	1.4	0.1	0.7	0.2	0.2	0.3	0.9	0.3	0.6	1.5	1.2	0.1	0.1	1.3	1.4	1.6	0.9	2.1	17.7			
Lap 11	6	23	12	8	1	3	14	5	4	31	9	2	16	10	20	11	7	37	19	18	25	24	33	29	32	35	34	26	28	27	36			
		0.3	0.4	1.9	0.1	0.1	0.3	1.1	0.4	0.2	0.1	0.6	1.8	0.0	0.7	0.1	0.3	0.6	0.5	1.0	0.3	1.4	2.1	0.0	0.3	0.5	1.6	1.6	1.3	2.3	19.4			
Lap 12	6	23	12	8	1	3	14	5	4	9	31	2	10	16	20	11	7	37	19	18	25	24	29	33	35	32	34	26	28	27	36			
		0.3	0.6	2.0	0.3	0.1	0.8	0.8	0.2	0.3	0.1	0.1	2.0	0.3	0.6	0.1	0.1	0.8	0.2	1.2	0.5	1.3	2.2	0.3	0.5	0.3	1.5	1.5	1.7	2.9	20.6			
Lap 13	6	23	12	8	1	3	14	5	4	9	2	31	10	16	20	11	7	19	37	18	25	24	29	33	35	32	34	26	28	27	<del>36</del>			
		0.2	0.8	2.2	0.4	0.3	0.2	1.2	0.3	0.0	0.3	0.3	1.4	0.5	0.4	0.2	0.1	1.1	0.3	0.9	0.6	1.3	2.4	0.3	0.3	1.0	1.2	1.7	2.0	3.7	22.0			
Lap 14	6	23	12	8	1	3	14	5	9	2	4	31	10	16	20	11	7	19	37	18	25	24	29	33	35	32	34	26	28	27				
		0.3	0.8	2.3	0.5	0.2	0.3	1.6	0.0	0.3	0.2	0.2	1.2	0.7	0.2	0.1	0.3	1.1	0.6	0.9	0.6	1.1	2.8	0.2	0.1	1.5	0.8	2.1	2.4	4.2				
Lap 15	6	23	12	8	1	3	14	5	9	2	4	31	10	16	20	11	7	19	37	18	25	24	29	33	35	32	34	26	28	27				
		0.2	1.1	2.4	0.2	0.1	0.4	1.9	0.2	0.0	0.3	0.2	0.9	1.1	0.1	0.1	0.1	1.0	0.9	1.0	0.4	1.0	3.2	0.1	0.3	1.8	0.3	2.3	2.7	4.5				

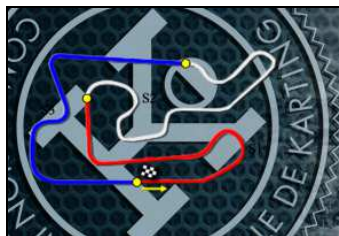


## Prefinal (PF)

## Lap Time Analysis

For information purposes. No official / regulatory value

Laps	Sector 1	Sector 2	Sector 3	Lap Time	Spd	Laps	Sector 1	Sector 2	Sector 3	Lap Time	Spd	Laps	Sector 1	Sector 2	Sector 3	Lap Time	Spd
<b>No.1 Camponeschi, Flavio</b>						7	15.586	21.670	17.104	54.360	129,8	14	15.702	21.682	17.128	54.512	128,5
1	18.079	21.969	17.688	57.736	127,2	8	15.635	21.716	16.977	54.328	129,6	15	15.617	21.628	17.062	54.307	126,9
2	15.935	21.896	17.097	54.928	129,4	9	15.561	21.631	17.004	54.196	130,2	<b>No.6 Pex, Jorrit</b>					
3	15.706	21.794	17.050	54.550	128,9	10	15.554	21.634	16.978	54.166	130,4	1	17.449	21.845	17.269	56.563	127,2
4	15.657	21.689	17.043	54.389	129,6	11	15.551	21.561	16.994	54.106	129,8	2	15.776	21.788	17.153	54.717	128,7
5	15.638	21.661	17.057	54.356	130,2	12	15.594	21.662	17.038	54.294	130,8	3	15.625	21.618	17.065	54.308	128,3
6	15.724	21.711	17.048	54.483	129,6	13	15.832	21.797	16.974	54.603	129,8	4	15.589	21.760	17.087	54.436	128,7
7	15.633	21.687	17.107	54.427	128,9	14	15.520	21.465	16.942	53.927	130,6	5	15.602	21.643	17.048	54.293	129,6
8	15.663	21.620	16.954	54.237	129,4	15	15.488	21.542	16.913	53.943	130,8	6	15.710	21.627	17.101	54.438	124,6
9	15.598	21.642	16.983	54.223	130,6	<b>No.4 Iglesias, Jérémy</b>						7	15.560	21.496	17.016	54.072	125,6
10	15.607	21.588	16.941	54.136	130,6	1	18.291	22.149	17.333	57.773	128,2	8	15.534	21.424	17.095	54.053	126,0
11	15.576	21.570	17.003	54.149	129,8	2	15.899	22.009	17.258	55.166	127,4	9	15.516	21.390	17.069	53.975	125,8
12	15.683	21.604	17.034	54.321	130,2	3	15.695	21.758	17.217	54.670	128,7	10	15.504	21.405	17.083	53.992	126,0
13	15.872	21.573	16.904	54.349	130,0	4	15.609	21.710	17.181	54.500	128,3	11	15.533	21.356	16.980	53.869	126,5
14	15.583	21.555	16.963	54.101	129,6	5	15.618	21.611	17.136	54.365	129,4	12	15.500	21.455	16.959	53.914	127,1
15	15.585	21.487	16.932	54.004	130,2	6	15.671	21.751	17.218	54.640	128,5	13	15.491	21.414	17.000	53.905	126,7
<b>No.2 Ardigo, Marco</b>						7	15.794	21.757	17.110	54.661	129,1	14	15.491	21.398	16.975	53.864	126,7
1	18.664	22.447	17.284	58.395	131,5	8	15.625	21.602	17.091	54.318	129,1	15	15.471	21.357	17.057	53.885	125,5
2	15.939	22.120	17.142	55.201	131,5	9	15.598	21.755	17.172	54.525	128,2	<b>No.7 Lennox-Lamb, Jordon</b>					
3	15.792	22.186	18.104	56.082	129,1	10	15.606	21.562	17.130	54.298	127,8	1	18.678	23.203	17.278	59.159	130,2
4	16.019	21.926	17.204	55.149	130,0	11	15.546	21.666	17.014	54.226	128,0	2	15.841	21.971	17.108	54.920	131,5
5	15.696	21.698	17.023	54.417	129,4	12	15.552	21.485	17.126	54.163	129,6	3	15.920	22.076	17.165	55.161	128,7
6	15.553	21.537	17.171	54.261	129,8	13	15.628	21.616	17.265	54.509	129,4	4	15.878	22.050	17.101	55.029	130,6
7	15.564	21.590	17.236	54.390	128,3	14	15.881	21.521	17.360	54.762	130,0	5	15.836	22.281	17.395	55.512	130,6
8	15.632	21.522	16.967	54.121	127,8	15	15.612	21.651	17.120	54.383	129,6	6	15.629	21.757	17.041	54.427	129,3
9	15.518	21.383	16.955	53.856	129,3	<b>No.5 Hajek, Patrik</b>						7	15.577	21.630	17.043	54.250	128,7
10	15.621	21.475	16.924	54.020	129,4	1	18.335	22.055	17.249	57.639	129,1	8	15.562	21.754	16.992	54.308	130,6
11	15.541	21.466	16.911	53.918	129,1	2	16.068	21.899	17.042	55.009	130,8	9	15.633	21.757	17.136	54.526	128,5
12	15.527	21.401	16.924	53.852	131,3	3	15.780	21.946	17.096	54.822	129,3	10	15.865	21.920	17.022	54.807	129,4
13	15.842	21.509	16.865	54.216	130,2	4	15.662	21.732	17.039	54.433	130,6	11	15.551	21.500	17.059	54.110	129,8
14	15.586	21.528	16.979	54.093	130,0	5	15.653	21.797	17.126	54.576	128,9	12	15.593	21.622	16.942	54.157	130,8
15	15.551	21.682	17.038	54.271	130,8	6	15.694	21.723	17.425	54.842	127,4	13	15.594	21.557	16.956	54.107	131,0
<b>No.3 Hanley, Ben</b>						7	15.889	21.716	17.024	54.629	128,3	14	15.553	21.530	16.993	54.076	129,6
1	17.951	22.129	17.291	57.371	127,4	8	15.582	21.653	17.064	54.299	128,5	15	15.573	21.507	17.022	54.102	129,6
2	16.033	21.856	17.086	54.975	131,1	9	15.625	21.645	17.020	54.290	128,3	<b>No.8 Kozlinski, Arnaud</b>					
3	15.740	21.881	17.038	54.659	130,0	10	15.615	21.566	17.085	54.266	127,8	1	17.479	22.058	17.830	57.367	126,7
4	15.638	21.833	17.131	54.602	129,1	11	15.603	21.614	17.081	54.298	127,4	2	15.938	21.825	17.077	54.840	127,1
5	15.633	21.593	17.057	54.283	129,1	12	15.677	21.646	17.111	54.434	129,1	3	15.701	21.770	17.102	54.573	127,1
6	15.647	21.623	17.041	54.311	129,8	13	15.631	21.675	17.038	54.344	128,2	4	15.652	21.657	17.118	54.427	127,1

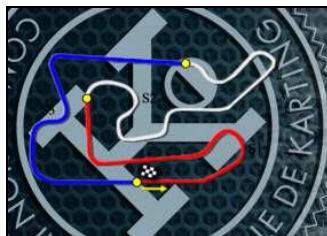


## Prefinal (PF)

## Lap Time Analysis

For information purposes. No official / regulatory value

Laps	Sector 1	Sector 2	Sector 3	Lap Time	Spd	Laps	Sector 1	Sector 2	Sector 3	Lap Time	Spd	Laps	Sector 1	Sector 2	Sector 3	Lap Time	Spd
5	15.667	<b>21.648</b>	17.144	54.459	126,4	12	15.620	<b>21.451</b>	17.010	<b>54.081</b>	128,2	3	<b>15.750</b>	<b>21.836</b>	17.161	<b>54.747</b>	127,8
6	<b>15.644</b>	<b>21.608</b>	17.194	54.446	126,9	13	15.549	<b>21.442</b>	16.968	<b>53.959</b>	127,8	4	<b>15.716</b>	<b>21.719</b>	<b>17.006</b>	<b>54.441</b>	129,1
7	15.655	21.647	<b>17.048</b>	<b>54.350</b>	127,1	14	15.559	<b>21.420</b>	16.989	53.968	128,5	5	15.739	<b>21.692</b>	17.165	54.596	127,2
8	<b>15.602</b>	<b>21.580</b>	<b>17.045</b>	<b>54.227</b>	127,2	15	15.549	21.456	17.046	54.051	128,0	6	<b>15.680</b>	<b>21.654</b>	17.209	54.543	126,9
9	15.635	21.584	17.097	54.316	126,9	<b>No.11 Lammers, Bas</b>						7	15.767	<b>21.623</b>	17.037	<b>54.427</b>	127,1
10	<b>15.550</b>	21.595	<b>16.981</b>	<b>54.126</b>	126,7	1	<b>19.399</b>	<b>23.422</b>	<b>17.215</b>	<b>1:00.036</b>	130,8	8	15.702	<b>21.481</b>	<b>16.961</b>	<b>54.144</b>	127,8
11	15.574	<b>21.553</b>	17.054	54.181	127,2	2	<b>16.133</b>	<b>21.904</b>	<b>17.153</b>	<b>55.190</b>	128,7	9	15.698	21.549	<b>16.949</b>	54.196	126,9
12	15.570	21.565	17.000	54.135	<b>127,8</b>	3	<b>15.640</b>	22.367	17.413	55.420	128,9	10	<b>15.591</b>	<b>21.355</b>	16.959	<b>53.905</b>	127,2
13	<b>15.550</b>	21.692	16.981	54.223	127,4	4	<b>15.625</b>	<b>21.574</b>	<b>16.945</b>	<b>54.144</b>	<b>132,1</b>	11	<b>15.561</b>	21.419	17.000	53.980	128,0
14	15.588	<b>21.511</b>	<b>16.976</b>	<b>54.075</b>	127,4	5	15.639	21.745	17.107	54.491	130,4	12	15.568	21.498	17.665	54.731	127,1
15	15.646	21.600	16.994	54.240	126,9	6	15.686	21.852	16.986	54.524	130,0	13	15.567	21.447	17.006	54.020	129,3
<b>No.9 Abbasse, Anthony</b>						7	<b>15.542</b>	<b>21.506</b>	17.045	<b>54.093</b>	129,8	14	15.667	21.430	16.954	54.051	128,0
1	<b>18.484</b>	<b>22.547</b>	<b>17.284</b>	<b>58.315</b>	128,9	8	15.558	21.639	16.992	54.189	130,8	15	15.609	21.465	16.962	54.036	127,2
2	<b>15.957</b>	<b>22.088</b>	<b>17.128</b>	<b>55.173</b>	129,8	9	15.583	21.978	17.086	54.647	130,4	<b>No.15 Fore, Davide</b>					
3	<b>15.796</b>	22.129	17.300	55.225	129,8	10	15.579	21.611	<b>16.909</b>	54.099	129,6	1	<b>18.385</b>	<b>22.351</b>	<b>17.439</b>	<b>58.175</b>	<b>129,8</b>
4	15.820	<b>21.762</b>	17.151	<b>54.733</b>	127,1	11	<b>15.512</b>	21.558	16.936	<b>54.006</b>	131,1	2	<b>15.894</b>	<b>22.076</b>	<b>17.208</b>	<b>55.178</b>	129,1
5	<b>15.647</b>	<b>21.626</b>	<b>17.118</b>	<b>54.391</b>	126,7	12	15.654	21.822	<b>16.861</b>	54.337	131,1	<b>No.16 Thonon, Jonathan</b>					
6	15.665	<b>21.513</b>	<b>17.075</b>	<b>54.253</b>	126,9	13	15.532	21.587	16.960	54.079	130,8	1	<b>18.491</b>	<b>22.379</b>	<b>17.463</b>	<b>58.333</b>	127,6
7	15.758	<b>21.448</b>	<b>17.027</b>	<b>54.233</b>	127,4	14	<b>15.484</b>	<b>21.506</b>	16.890	<b>53.880</b>	131,5	2	<b>15.861</b>	<b>21.941</b>	<b>17.321</b>	<b>55.123</b>	127,2
8	<b>15.630</b>	21.472	<b>17.016</b>	<b>54.118</b>	128,0	15	15.531	21.527	17.253	54.311	129,3	3	<b>15.744</b>	<b>21.750</b>	18.083	55.577	126,5
9	<b>15.624</b>	21.501	17.030	54.155	128,2	<b>No.12 Lundberg, Douglas</b>						4	16.235	<b>21.702</b>	<b>17.097</b>	<b>55.034</b>	128,0
10	15.627	21.530	<b>17.003</b>	54.160	129,1	1	<b>18.244</b>	<b>21.987</b>	<b>17.333</b>	<b>57.564</b>	126,5	5	<b>15.662</b>	21.746	<b>17.083</b>	<b>54.491</b>	128,0
11	<b>15.580</b>	21.550	17.004	54.134	130,2	2	<b>15.737</b>	<b>21.885</b>	<b>17.062</b>	<b>54.684</b>	127,8	6	15.683	21.747	17.287	54.717	126,9
12	<b>15.575</b>	21.535	17.020	54.130	129,6	3	<b>15.613</b>	<b>21.643</b>	17.071	<b>54.327</b>	128,5	7	15.716	<b>21.630</b>	17.764	55.110	128,3
13	<b>15.548</b>	21.564	17.089	54.201	<b>131,5</b>	4	<b>15.589</b>	21.670	17.085	54.344	128,2	8	<b>15.640</b>	21.711	17.157	54.508	127,4
14	15.601	21.513	17.041	54.155	130,0	5	15.645	<b>21.517</b>	17.089	<b>54.251</b>	128,7	9	15.652	<b>21.563</b>	17.112	<b>54.327</b>	127,2
15	15.676	21.744	17.076	54.496	128,0	6	15.613	21.598	17.075	54.286	128,7	10	<b>15.602</b>	<b>21.561</b>	17.087	<b>54.250</b>	126,4
<b>No.10 Puhakka, Simo</b>						7	15.634	21.591	<b>16.997</b>	<b>54.222</b>	129,4	11	<b>15.550</b>	21.564	17.164	54.278	126,7
1	<b>18.568</b>	<b>22.747</b>	<b>17.281</b>	<b>58.596</b>	127,6	8	<b>15.544</b>	21.616	<b>16.973</b>	<b>54.133</b>	129,1	12	15.764	21.661	<b>17.070</b>	54.495	128,2
2	<b>15.875</b>	<b>21.924</b>	<b>17.225</b>	<b>55.024</b>	<b>131,5</b>	9	<b>15.539</b>	<b>21.505</b>	17.013	<b>54.057</b>	129,4	13	15.567	<b>21.477</b>	<b>17.067</b>	<b>54.111</b>	<b>129,1</b>
3	<b>15.785</b>	22.009	17.267	55.061	131,1	10	15.561	<b>21.473</b>	16.992	<b>54.026</b>	128,7	14	<b>15.515</b>	21.564	17.132	54.211	127,1
4	16.153	22.013	<b>17.182</b>	55.348	128,9	11	<b>15.526</b>	21.539	<b>16.942</b>	<b>54.007</b>	<b>129,8</b>	15	15.552	21.560	17.349	54.461	126,9
5	16.003	22.325	17.384	55.712	126,7	12	15.551	21.520	16.965	54.036	128,9	<b>No.18 Torsellini, Mirko</b>					
6	<b>15.596</b>	<b>21.595</b>	<b>17.079</b>	<b>54.270</b>	128,0	13	<b>15.519</b>	21.545	16.972	54.036	129,4	1	<b>18.665</b>	<b>23.003</b>	<b>17.322</b>	<b>58.990</b>	128,3
7	15.651	<b>21.491</b>	<b>16.965</b>	<b>54.107</b>	129,3	14	<b>15.482</b>	21.501	16.967	<b>53.950</b>	128,7	2	<b>15.824</b>	<b>21.914</b>	<b>17.193</b>	<b>54.931</b>	<b>129,4</b>
8	<b>15.567</b>	21.694	17.094	54.355	129,1	15	15.524	21.543	17.053	54.120	127,6	3	15.917	22.950	17.406	56.273	127,8
9	<b>15.521</b>	21.652	17.018	54.191	127,4	<b>No.14 Dalè, Andrea</b>						4	<b>15.713</b>	<b>21.731</b>	<b>17.124</b>	<b>54.568</b>	127,6
10	15.567	21.638	17.026	54.231	128,9	1	<b>18.259</b>	<b>22.054</b>	<b>17.279</b>	<b>57.592</b>	127,6	5	<b>15.637</b>	22.163	17.588	55.388	128,9
11	15.558	21.560	17.022	54.140	129,8	2	<b>16.082</b>	<b>21.857</b>	<b>17.096</b>	<b>55.035</b>	<b>129,4</b>	6	<b>15.629</b>	22.435	17.244	55.308	127,4



## Prefinal (PF)

## Lap Time Analysis

For information purposes. No official / regulatory value

Laps	Sector 1	Sector 2	Sector 3	Lap Time	Spd
7	15.613	21.636	17.191	54.440	126,9
8	15.592	21.723	17.186	54.501	127,2
9	15.739	21.702	17.074	54.515	128,0
10	15.994	21.762	17.022	54.778	128,3
11	15.555	21.946	17.216	54.717	127,6
12	15.590	21.635	17.056	54.281	127,2
13	15.596	21.588	17.049	54.233	127,8
14	15.693	21.564	17.058	54.315	128,0
15	15.636	21.728	17.095	54.459	127,1

## No.19 Backman, Andreas

1	19.161	24.079	17.637	1:00.877	127,8
2	15.797	22.044	17.120	54.961	129,3
3	15.885	22.684	17.693	56.262	129,1
4	15.953	21.894	17.174	55.021	127,1
5	15.686	21.653	17.091	54.430	128,2
6	15.623	21.698	17.203	54.524	129,4
7	15.661	21.666	17.109	54.436	128,7
8	15.621	21.628	17.006	54.255	130,6
9	15.839	21.738	17.019	54.596	130,6
10	15.686	21.571	17.047	54.304	127,4
11	15.585	21.424	16.976	53.985	128,3
12	15.534	21.557	16.963	54.054	128,9
13	15.601	21.554	17.008	54.163	127,8
14	15.530	21.514	16.996	54.040	128,3
15	15.548	21.505	17.000	54.053	128,3

## No.20 Dreezen, Rick

1	18.397	23.028	17.339	58.764	127,1
2	15.913	21.876	17.176	54.965	128,3
3	15.763	22.303	17.230	55.296	127,4
4	15.666	21.915	17.179	54.760	128,5
5	15.771	22.235	17.468	55.474	128,7
6	15.668	21.728	17.120	54.516	128,2
7	15.628	21.532	17.053	54.213	128,2
8	15.652	21.583	17.053	54.288	128,9
9	15.633	21.715	17.066	54.414	129,6
10	15.649	21.534	17.071	54.254	126,4
11	15.569	21.517	17.036	54.122	127,2
12	15.662	21.598	17.054	54.314	127,8
13	15.553	21.447	16.977	53.977	127,2

Laps	Sector 1	Sector 2	Sector 3	Lap Time	Spd
14	15.565	21.440	16.994	53.999	128,3
15	15.525	21.503	17.286	54.314	128,0

## No.22 Carlton, Gary

1	18.873	22.860	17.283	59.016	128,3
2	15.898	21.912	17.260	55.070	129,6

## No.23 De Conto, Paolo

1	17.711	21.843	17.265	56.819	125,8
2	15.797	21.736	17.107	54.640	125,3
3	15.621	21.653	17.068	54.342	125,5
4	15.655	21.653	17.092	54.400	126,0
5	15.662	21.638	17.141	54.441	125,6
6	15.967	21.675	17.070	54.712	128,2
7	15.628	21.619	16.993	54.240	128,0
8	15.555	21.465	17.013	54.033	128,0
9	15.560	21.526	16.974	54.060	128,2
10	15.525	21.422	17.014	53.961	128,0
11	15.534	21.448	16.937	53.919	127,8
12	15.452	21.484	16.944	53.880	128,7
13	15.480	21.396	16.963	53.839	129,3
14	15.476	21.512	16.918	53.906	128,9
15	15.500	21.398	16.916	53.814	128,3

## No.24 Buran, Alessandro

1	18.896	23.696	17.417	1:00.009	129,4
2	16.338	22.114	17.208	55.660	127,6
3	15.805	22.057	17.510	55.372	129,4
4	15.966	22.084	17.151	55.201	130,2
5	15.815	21.928	17.282	55.025	128,2
6	16.212	21.948	17.167	55.327	125,5
7	15.784	21.776	17.152	54.712	126,2
8	15.736	21.799	17.087	54.622	126,2
9	15.755	21.767	17.115	54.637	126,4
10	15.738	21.588	17.071	54.397	126,2
11	15.673	21.589	17.061	54.323	127,1
12	15.666	21.673	17.083	54.422	126,7
13	15.628	21.587	17.042	54.257	126,9
14	15.619	21.564	16.969	54.152	127,4
15	15.569	21.629	17.029	54.227	127,4

Laps	Sector 1	Sector 2	Sector 3	Lap Time	Spd
1	19.599	23.319	17.527	1:00.445	126,5
2	15.879	21.918	17.263	55.060	128,3
3	15.873	22.326	17.455	55.654	126,9
4	15.698	21.737	17.255	54.690	128,2
5	15.576	21.730	17.494	54.800	129,1
6	15.786	22.036	17.281	55.103	129,1
7	15.689	22.031	17.177	54.897	128,0
8	15.664	21.830	17.228	54.722	127,4
9	15.688	21.593	17.120	54.401	128,2
10	15.663	21.900	17.175	54.738	128,2
11	15.658	21.590	17.175	54.423	128,5
12	15.611	21.702	17.139	54.452	128,7
13	15.591	21.570	17.161	54.322	128,5
14	15.589	21.590	17.129	54.308	127,4
15	15.573	21.646	17.080	54.299	128,3

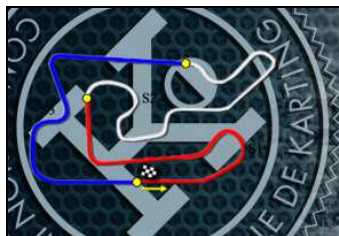
## No.25 Grosso, Emilien

## No.26 Gimbert, Maxime

1	19.454	24.259	18.126	1:01.839	125,0
2	16.074	22.360	17.769	56.203	126,2
3	16.234	22.643	17.481	56.358	126,0
4	15.873	21.938	17.719	55.530	125,8
5	15.952	22.237	17.319	55.508	125,6
6	15.882	21.888	17.345	55.115	126,0
7	15.879	22.138	17.213	55.230	126,0
8	15.998	21.921	17.176	55.095	125,5
9	15.759	21.737	17.237	54.733	125,1
10	15.805	21.830	17.163	54.798	125,5
11	15.790	21.728	17.317	54.835	125,5
12	15.783	21.693	17.182	54.658	126,2
13	15.763	21.846	17.189	54.798	126,0
14	15.694	21.770	17.239	54.703	125,8
15	15.725	21.909	17.165	54.799	125,3

## No.27 Deharte, Julien

1	19.183	24.044	18.171	1:01.398	122,6
2	16.251	22.753	17.588	56.592	123,9
3	16.219	22.712	17.652	56.583	125,0
4	16.178	22.265	17.449	55.892	125,5
5	16.007	22.255	17.398	55.660	125,6
6	16.045	22.111	17.404	55.560	125,5



## Prefinal (PF)

## Lap Time Analysis

For information purposes. No official / regulatory value

Laps	Sector 1	Sector 2	Sector 3	Lap Time	Spd
7	16.028	<b>22.044</b>	<b>17.389</b>	<b>55.461</b>	125,1
8	16.064	<b>21.977</b>	17.445	55.486	125,3
9	<b>15.967</b>	22.026	17.552	55.545	124,8
10	16.025	22.063	17.520	55.608	124,3
11	16.064	22.001	17.472	55.537	123,9
12	16.072	22.169	17.415	55.656	124,4
13	16.168	22.272	17.441	55.881	123,4
14	16.169	<b>21.958</b>	<b>17.389</b>	55.516	122,7
15	16.052	22.076	17.391	55.519	123,6

## No.28 Boisnard, Erwan

1	<b>19.201</b>	<b>23.572</b>	<b>17.597</b>	<b>1:00.370</b>	126,9
2	<b>16.135</b>	<b>22.713</b>	17.789	<b>56.637</b>	126,0
3	16.204	22.728	17.784	56.716	125,1
4	<b>16.002</b>	<b>22.137</b>	<b>17.395</b>	<b>55.534</b>	126,9
5	<b>15.952</b>	22.148	<b>17.354</b>	<b>55.454</b>	126,4
6	<b>15.898</b>	22.238	18.440	56.576	125,8
7	15.934	22.439	17.388	55.761	127,1
8	<b>15.880</b>	<b>21.955</b>	17.409	<b>55.244</b>	<b>127,2</b>
9	<b>15.814</b>	<b>21.869</b>	<b>17.318</b>	<b>55.001</b>	126,5
10	15.871	<b>21.831</b>	<b>17.267</b>	<b>54.969</b>	126,5
11	15.974	21.921	17.391	55.286	126,9
12	15.819	21.941	17.310	55.070	126,4
13	15.871	21.883	17.322	55.076	126,2
14	15.906	21.900	<b>17.247</b>	55.053	126,7
15	15.914	21.963	17.300	55.177	124,6

## No.29 Myers, James

1	<b>19.706</b>	<b>23.943</b>	<b>17.854</b>	<b>1:01.503</b>	128,9
2	<b>15.855</b>	<b>22.166</b>	<b>17.259</b>	<b>55.280</b>	<b>130,2</b>
3	16.227	22.454	17.349	56.030	126,9
4	15.901	<b>22.046</b>	17.289	<b>55.236</b>	127,2
5	15.866	<b>21.941</b>	<b>17.144</b>	<b>54.951</b>	126,7
6	<b>15.749</b>	<b>21.765</b>	<b>17.124</b>	<b>54.638</b>	127,6
7	<b>15.693</b>	21.789	<b>17.097</b>	<b>54.579</b>	129,1
8	15.709	21.987	17.140	54.836	127,8
9	15.743	21.772	17.122	54.637	129,4
10	15.695	21.884	<b>17.094</b>	54.673	129,6
11	16.016	21.918	17.124	55.058	128,0
12	<b>15.657</b>	<b>21.705</b>	<b>17.066</b>	<b>54.428</b>	127,1
13	<b>15.633</b>	21.815	<b>17.043</b>	54.491	127,1

Laps	Sector 1	Sector 2	Sector 3	Lap Time	Spd
14	15.662	21.716	17.122	54.500	126,9
15	15.708	21.738	17.183	54.629	126,9

## No.31 Nielsen, Nicklas

1	<b>18.568</b>	<b>22.463</b>	<b>17.280</b>	<b>58.311</b>	128,0
2	<b>15.823</b>	<b>21.969</b>	<b>17.024</b>	<b>54.816</b>	129,4
3	<b>15.743</b>	<b>21.914</b>	17.046	<b>54.703</b>	129,6
4	<b>15.628</b>	<b>21.830</b>	17.061	<b>54.519</b>	130,4
5	15.704	<b>21.723</b>	17.094	54.521	129,6
6	15.711	21.734	17.075	54.520	129,4
7	15.743	21.796	17.108	54.647	130,0
8	15.657	<b>21.641</b>	17.144	<b>54.442</b>	129,3
9	15.633	<b>21.639</b>	17.050	<b>54.322</b>	130,4
10	15.668	<b>21.616</b>	<b>16.993</b>	<b>54.277</b>	129,8
11	<b>15.596</b>	21.650	17.029	<b>54.275</b>	130,6
12	<b>15.565</b>	21.901	17.031	54.497	130,2
13	15.830	21.914	17.004	54.748	<b>131,0</b>
14	15.622	21.625	<b>16.969</b>	<b>54.216</b>	<b>131,0</b>
15	15.647	21.647	17.064	54.358	130,2

## No.32 Vigorito, Gianni

1	<b>18.772</b>	<b>22.989</b>	<b>17.551</b>	<b>59.312</b>	125,8
2	<b>16.053</b>	<b>21.944</b>	<b>17.356</b>	<b>55.353</b>	126,4
3	<b>15.904</b>	22.811	17.716	56.431	125,3
4	16.030	22.189	<b>17.244</b>	55.463	<b>127,1</b>
5	<b>15.700</b>	21.949	17.408	<b>55.057</b>	125,5
6	16.360	22.011	17.363	55.734	126,5
7	15.849	<b>21.772</b>	<b>17.184</b>	<b>54.805</b>	126,4
8	15.731	21.802	17.260	<b>54.793</b>	126,2
9	15.797	21.806	17.199	54.802	125,5
10	15.723	21.774	17.317	54.814	125,1
11	16.541	21.956	17.210	55.707	126,0
12	15.893	22.164	17.273	55.330	125,6
13	15.804	21.934	<b>17.180</b>	54.918	126,5
14	<b>15.669</b>	<b>21.750</b>	17.325	<b>54.744</b>	124,3
15	15.798	21.879	17.415	55.092	121,4

## No.33 Chubarov, Ivan

1	<b>20.129</b>	<b>23.853</b>	<b>17.581</b>	<b>1:01.563</b>	126,4
2	<b>15.965</b>	<b>22.108</b>	<b>17.548</b>	<b>55.621</b>	129,4
3	16.167	22.171	<b>17.247</b>	<b>55.585</b>	126,4
4	<b>15.800</b>	<b>21.857</b>	17.251	<b>54.908</b>	126,5

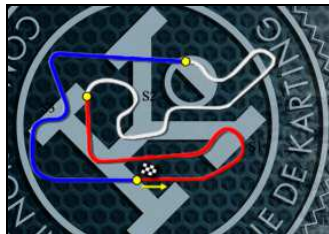
Laps	Sector 1	Sector 2	Sector 3	Lap Time	Spd
5	15.854	<b>21.691</b>	<b>17.211</b>	<b>54.756</b>	126,4
6	15.837	22.052	17.236	55.125	128,2
7	15.921	21.807	17.227	54.955	126,9
8	<b>15.783</b>	21.710	<b>17.141</b>	<b>54.634</b>	127,6
9	15.844	21.785	17.220	54.849	128,3
10	<b>15.742</b>	21.795	17.178	54.715	<b>129,6</b>
11	16.041	21.727	17.356	55.124	118,5
12	16.012	21.768	<b>17.138</b>	54.918	127,1
13	<b>15.684</b>	<b>21.635</b>	<b>17.122</b>	<b>54.441</b>	127,1
14	15.700	21.642	<b>17.049</b>	<b>54.391</b>	128,3
15	<b>15.675</b>	21.701	17.180	54.556	128,2

## No.34 Canal, Julien

1	<b>19.288</b>	<b>24.016</b>	<b>17.530</b>	<b>1:00.834</b>	127,4
2	<b>15.964</b>	<b>22.323</b>	17.700	<b>55.987</b>	129,3
3	17.344	22.480	<b>17.296</b>	57.120	129,1
4	<b>15.851</b>	<b>21.941</b>	17.350	<b>55.142</b>	<b>130,2</b>
5	15.955	22.657	<b>17.292</b>	55.904	129,4
6	<b>15.837</b>	22.015	17.545	55.397	128,3
7	15.870	22.118	<b>17.125</b>	<b>55.113</b>	128,3
8	<b>15.712</b>	<b>21.781</b>	<b>17.090</b>	<b>54.583</b>	128,0
9	15.761	21.842	17.170	54.773	127,6
10	15.719	<b>21.726</b>	<b>17.087</b>	<b>54.532</b>	127,1
11	15.781	21.884	17.147	54.812	128,3
12	15.774	21.867	17.114	54.755	129,3
13	15.739	21.796	<b>17.052</b>	54.587	129,1
14	<b>15.633</b>	<b>21.710</b>	<b>17.008</b>	<b>54.351</b>	127,8
15	15.734	21.807	17.069	54.610	128,7

## No.35 Nilsson, Brandon

1	<b>20.533</b>	<b>23.999</b>	<b>17.807</b>	<b>1:02.339</b>	128,5
2	<b>16.281</b>	<b>22.355</b>	17.915	<b>56.551</b>	128,3
3	<b>16.190</b>	22.389	<b>17.252</b>	<b>55.831</b>	128,3
4	<b>15.725</b>	<b>21.927</b>	<b>17.237</b>	<b>54.889</b>	<b>129,6</b>
5	15.971	22.297	<b>17.212</b>	55.480	129,1
6	15.814	22.283	17.468	55.565	128,2
7	15.792	<b>21.837</b>	<b>17.104</b>	<b>54.733</b>	126,9
8	<b>15.654</b>	<b>21.663</b>	<b>17.005</b>	<b>54.322</b>	126,7
9	<b>15.652</b>	<b>21.566</b>	17.048	<b>54.266</b>	128,0
10	15.747	21.627	17.044	54.418	127,8
11	15.817	21.760	17.038	54.615	128,5



KZ

## Prefinal (PF)

## Lap Time Analysis

For information purposes. No official / regulatory value

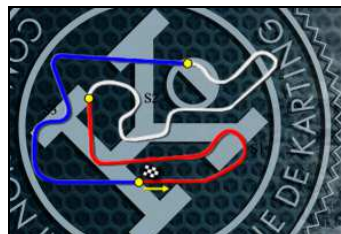
Laps	Sector 1	Sector 2	Sector 3	Lap Time	Spd
12	<b>15.549</b>	21.861	17.057	54.467	127,6
13	15.624	21.624	<b>16.968</b>	<b>54.216</b>	129,3
14	15.676	21.634	<b>16.930</b>	54.240	129,4
15	15.704	21.718	17.345	54.767	128,3

## No.36 Durante, Sergio

1	<b>19.370</b>	<b>25.071</b>	<b>18.435</b>	<b>1:02.876</b>	117,6
2	<b>16.934</b>	<b>22.993</b>	<b>18.028</b>	<b>57.955</b>	119,9
3	<b>16.577</b>	23.893	18.488	58.958	117,4
4	16.837	<b>22.962</b>	<b>17.916</b>	<b>57.715</b>	<b>120,4</b>
5	16.682	<b>22.710</b>	<b>17.865</b>	<b>57.257</b>	119,0
6	16.604	22.965	17.997	57.566	118,2
7	16.638	22.845	17.934	57.417	119,8
8	16.732	22.758	<b>17.678</b>	<b>57.168</b>	119,9
9	<b>16.509</b>	<b>22.674</b>	17.827	<b>57.010</b>	119,8
10	16.559	<b>22.637</b>	<b>17.616</b>	<b>56.812</b>	120,1
11	16.727	22.722	17.797	57.246	119,2
12	16.546	<b>22.618</b>	17.725	56.889	119,8
13	16.766	<b>22.562</b>	17.908	57.236	119,0

## No.37 Pollini, Giacomo

1	<b>18.430</b>	<b>23.287</b>	<b>17.313</b>	<b>59.030</b>	128,2
2	<b>15.836</b>	<b>22.060</b>	17.315	<b>55.211</b>	128,9
3	<b>15.748</b>	<b>21.978</b>	<b>17.312</b>	<b>55.038</b>	129,3
4	16.143	<b>21.849</b>	<b>17.206</b>	55.198	128,2
5	<b>15.621</b>	<b>21.665</b>	<b>17.087</b>	<b>54.373</b>	129,1
6	<b>15.602</b>	21.789	17.631	55.022	129,1
7	<b>15.567</b>	21.767	17.257	54.591	128,7
8	15.707	21.784	17.397	54.888	<b>129,4</b>
9	15.576	22.379	17.525	55.480	128,7
10	15.613	21.700	<b>17.056</b>	<b>54.369</b>	129,1
11	15.587	21.722	17.087	54.396	127,6
12	15.580	21.726	<b>17.038</b>	<b>54.344</b>	128,7
13	15.605	21.978	17.202	54.785	128,7
14	<b>15.550</b>	21.692	17.082	<b>54.324</b>	128,5
15	15.564	21.691	17.091	54.346	127,8



LE MANS 9 - 13.09.2015



KZ

CIK-FIA World Championship



KZ

Prefinal (PF)

Document 28

Starting Grid

Subject to scrutineering & sporting investigations

36	<b>Durante, Sergio</b> CRGSPA / TM Racing / B'stone		17	11	<b>Lammers, Bas</b> Sodi / TM Racing / B'stone	
27	<b>Deharte, Julien</b> CRG / Vortex / B'stone		16	24	<b>Buran, Alessandro</b> Haase-Corsa / TM Racing / B'stone	
26	<b>Gimbert, Maxime</b> Birel Art / TM Racing / B'stone		15	29	<b>Myers, James</b> PCR / TM Racing / B'stone	
34	<b>Canal, Julien</b> Kosmic Kart / Vortex / B'stone		14	20	<b>Dreezen, Rick</b> Ricciardo Kart / Parilla / B'stone	
32	<b>Vigorito, Gianni</b> OK1 / TM Racing / B'stone		13	33	<b>Chubarov, Ivan</b> Croc Promotions / TM Racing / B'stone	
21	<b>Tujula, Tuomas</b> Croc Promotions / TM Racing / B'stone		12	28	<b>Boisnard, Erwan</b> Tony Kart / Vortex / B'stone	
7	<b>Lennox-Lamb, Jordon</b> Birel Art / Parilla / B'stone		11	35	<b>Nilsson, Brandon</b> Birel Art / Vortex / B'stone	
25	<b>Grosso, Emilien</b> Tony Kart / Vortex / B'stone		10	18	<b>Torsellini, Mirko</b> Ricciardo Kart / TM Racing / B'stone	
22	<b>Carlton, Gary</b> Formula K / Parilla / B'stone		9	10	<b>Puhakka, Simo</b> CRG / Maxter / B'stone	
2	<b>Ardigo, Marco</b> Tony Kart / Vortex / B'stone		8	9	<b>Abbasse, Anthony</b> Sodi / TM Racing / B'stone	
37	<b>Pollini, Giacomo</b> CKR / TM Racing / B'stone		7	19	<b>Backman, Andreas</b> Kosmic Kart / Vortex / B'stone	
4	<b>Iglesias, Jérémy</b> Sodi / TM Racing / B'stone		6	15	<b>Fore, Davide</b> CRG / Maxter / B'stone	
31	<b>Nielsen, Nicklas</b> Tony Kart / Vortex / B'stone		5	16	<b>Thonon, Jonathan</b> Praga / Parilla / B'stone	
3	<b>Hanley, Ben</b> Croc Promotions / TM Racing / B'stone		4	14	<b>Dalè, Andrea</b> CRG / TM Racing / B'stone	
8	<b>Kozlinski, Arnaud</b> Sodi / TM Racing / B'stone		3	5	<b>Hajek, Patrik</b> Formula K / Parilla / B'stone	
6	<b>Pex, Jorrit</b> CRG / TM Racing / B'stone		2	1	<b>Camponeschi, Flavio</b> Tony Kart / Vortex / B'stone	
12	<b>Lundberg, Douglas</b> Kosmic Kart / Vortex / B'stone		1	23	<b>De Conto, Paolo</b> CRG / Maxter / B'stone	

POLE POSITION



Start : 13/09 - 12:35 15 Laps = 20,760 Km