

Genk 8 - 12.07.2015



KZ



CIK-FIA European Championship (Rd3)

KZ

Qualifying Practice (QP)

Document 10.1 OFFICIAL

Results

Subject to scrutineering & sporting investigations

Rnk	No.	Entrant	Nat	Driver	Nat	Equipment	Sector 1	Sector 2	Sector 3	Time	Gap	Laps
1	14	Tony Kart Racing Team	ITA	Camponeschi, Flavio	ITA	Tony Kart / Vortex / B'stone	20.598	15.567	15.663	51.828		8
2	16	CRG SpA	ITA	Puhakka, Simo	FIN	CRG / Maxter / B'stone	20.635	15.604	15.596	51.835	0.007	8
3	3	Tony Kart Racing Team	ITA	Ardigo, Marco	ITA	Tony Kart / Vortex / B'stone	20.596	15.611	15.674	51.881	0.053	8
4	8	Formula K	ITA	Hajek, Patrik	CZE	Formula K / Parilla / B'stone	20.553	15.622	15.726	51.901	0.073	8
5	19	Iglesias, Jérémy	FRA	Iglesias, Jérémy	FRA	Sodi / TM Racing / B'stone	20.584	15.592	15.757	51.933	0.105	8
6	6	Pex Racing Team	NLD	Pex, Jorrit	NLD	Intrepid / TM Racing / B'stone	20.586	15.686	15.698	51.970	0.142	7
7	12	Sodikart	FRA	Kozlinski, Arnaud	FRA	Sodi / TM Racing / B'stone	20.561	15.677	15.752	51.990	0.162	7
8	5	Birel ART Srl	ITA	Lennox-Lamb, Jordon	GBR	Birel Art / Parilla / B'stone	20.616	15.600	15.798	52.014	0.186	7
9	1	Birel ART Srl	ITA	Dreezen, Rick	BEL	Ricciardo Kart / Parilla / B'stone	20.655	15.675	15.702	52.032	0.204	8
10	11	Sodikart	FRA	Abbasse, Anthony	FRA	Sodi / TM Racing / B'stone	20.679	15.638	15.756	52.073	0.245	7
11	2	Praga Kart Racing	CZE	Thonon, Jonathan	BEL	Praga / Parilla / B'stone	20.752	15.550	15.803	52.105	0.277	8
12	23	Kosmic Racing Dept	ITA	Lundberg, Douglas	SWE	Kosmic / Vortex / B'stone	20.701	15.644	15.779	52.124	0.296	8
13	17	Dino Racing A/S	DNK	Kokko, Henri	FIN	Dino Kart / TM Racing / B'stone	20.667	15.636	15.828	52.131	0.303	7
14	25	Mad-Croc Karting	ITA	Tujula, Tuomas	FIN	Croc Promotions / TM Racing /	20.724	15.664	15.744	52.132	0.304	8
15	26	Dalè, Andrea	ITA	Dalè, Andrea	ITA	CRG / Maxter / B'stone	20.664	15.709	15.763	52.136	0.308	8
16	22	Kosmic Racing Dept	ITA	Backman, Andreas	SWE	Kosmic / Vortex / B'stone	20.729	15.753	15.718	52.200	0.372	8
17	24	Birel ART Srl	ITA	Paauwe, Menno	NLD	Birel Art / TM Racing / B'stone	20.619	15.760	15.822	52.201	0.373	8
18	9	Mad-Croc Karting	ITA	Hanley, Ben	GBR	Croc Promotions / TM Racing /	20.693	15.716	15.846	52.255	0.427	3
19	99	Deharte, Julien	FRA	Deharte, Julien	FRA	CRG / Vortex / B'stone	21.149	15.833	16.076	53.058	1.230	8

Start Time : 10/07 - 18:04:34

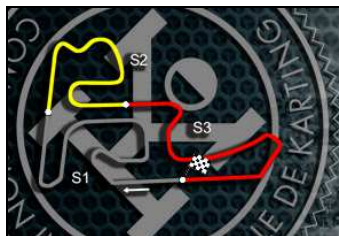
Best Lap : No.14 Camponeschi, Flavio

51.828

94,46 Kph

Weather : Sunny Air : 25°C Track : Dry

Genk (BEL) 09-12/07/2015



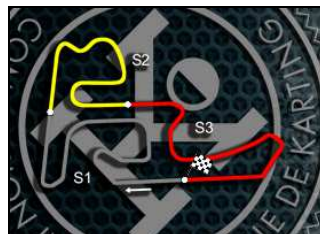
KZ

Qualifying Practice (QP)

For information purposes. No official / regulatory value

Best Sectors Analysis

S1			S2			S3			Ideal Lap Times						
Rnk	No.	Time	Rnk	No.	Time	Rnk	No.	Time	Rnk	No.	Driver	Nat	Ideal Lap	Best Lap	Diff.
1	16	20.549	1	2	15.550	1	16	15.596	1	16	Puhakka, Simo	FIN	51.749	51.835	0.086
2	8	20.553	2	14	15.556	2	14	15.663	2	14	Camponeschi, Flavio	ITA	51.795	51.828	0.033
3	12	20.561	3	8	15.588	3	3	15.674	3	3	Ardigo, Marco	ITA	51.848	51.881	0.033
4	3	20.563	4	19	15.592	4	6	15.698	4	8	Hajek, Patrik	CZE	51.867	51.901	0.034
5	14	20.576	5	5	15.600	5	1	15.702	5	19	Iglesias, Jérémy	FRA	51.898	51.933	0.035
6	19	20.584	6	16	15.604	6	22	15.718	6	12	Kozlinski, Arnaud	FRA	51.941	51.990	0.049
7	6	20.586	7	3	15.611	7	19	15.722	7	6	Pex, Jorrit	NLD	51.954	51.970	0.016
8	11	20.612	8	12	15.628	8	8	15.726	8	5	Lennox-Lamb, Jordon	GBR	51.965	52.014	0.049
9	5	20.616	9	17	15.636	9	26	15.732	9	11	Abbase, Anthony	FRA	52.006	52.073	0.067
10	24	20.619	10	11	15.638	10	25	15.744	10	1	Dreezen, Rick	BEL	52.017	52.032	0.015
11	1	20.640	11	23	15.644	11	5	15.749	11	2	Thonon, Jonathan	BEL	52.023	52.105	0.082
12	26	20.664	12	26	15.660	12	23	15.752	12	26	Dalè, Andrea	ITA	52.056	52.136	0.080
13	17	20.667	13	25	15.664	12	12	15.752	13	23	Lundberg, Douglas	SWE	52.081	52.124	0.043
14	2	20.680	14	6	15.670	14	11	15.756	14	25	Tujula, Tuomas	FIN	52.112	52.132	0.020
15	23	20.685	15	1	15.675	15	2	15.793	15	17	Kokko, Henri	FIN	52.127	52.131	0.004
16	9	20.693	16	9	15.716	16	24	15.811	16	24	Paauwe, Menno	NLD	52.155	52.201	0.046
17	25	20.704	17	24	15.725	17	17	15.824	17	22	Backman, Andreas	SWE	52.159	52.200	0.041
18	22	20.713	18	22	15.728	18	9	15.846	18	9	Hanley, Ben	GBR	52.255	52.255	
19	99	21.108	19	99	15.833	19	99	16.057	19	99	Deharte, Julien	FRA	52.998	53.058	0.060

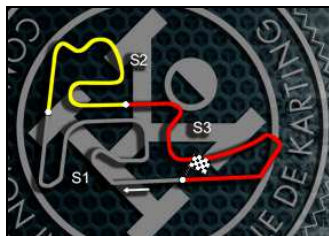


Qualifying Practice (QP)

Lap Time Analysis

For information purposes. No official / regulatory value

Laps	Sector 1	Sector 2	Sector 3	Lap Time	Laps	Sector 1	Sector 2	Sector 3	Lap Time	Laps	Sector 1	Sector 2	Sector 3	Lap Time
No.1 Dreezen, Rick					3	20.743	15.831	15.766	52.340	4	20.657	15.679	15.729	52.065
1	28.840	18.518	17.755	1:05.113	4	20.594	15.670	15.774	52.038	5	20.595	15.654	15.726	51.975
2	22.814	20.384	16.121	59.319	5	20.586	15.686	15.698	51.970	6	21.822	17.863	16.109	55.794
3	20.851	15.861	15.838	52.550	6	20.611	15.677	15.789	52.077	7	20.598	15.567	15.663	51.828
4	20.660	15.754	15.734	52.148	7	21.202	15.966	15.773	52.941	8	20.576	15.556	15.707	51.839
5	20.646	15.814	15.778	52.238	No.8 Hajek, Patrik					No.16 Puhakka, Simo				
6	20.680	15.717	15.713	52.110	1	28.279	19.666	18.355	1:06.300	1	29.333	19.156	17.199	1:05.688
7	20.655	15.675	15.702	52.032	2	23.073	16.430	16.083	55.586	2	22.330	17.252	16.179	55.761
8	20.640	15.706	15.746	52.092	3	20.929	15.835	15.827	52.591	3	20.902	15.887	15.843	52.632
No.2 Thonon, Jonathan					4	20.648	15.681	15.763	52.092	4	20.595	15.698	15.681	51.974
1	28.612	18.667	19.319	1:06.598	5	20.638	15.588	15.729	51.955	5	20.549	15.627	15.674	51.850
2	22.730	17.052	16.078	55.860	6	20.599	15.614	15.779	51.992	6	20.621	16.180	15.946	52.747
3	20.925	15.747	15.868	52.540	7	24.273	16.865	15.731	56.869	7	20.635	15.604	15.596	51.835
4	20.764	15.701	15.804	52.269	8	20.553	15.622	15.726	51.901	8	20.651	15.617	15.685	51.953
5	20.720	15.746	15.793	52.259	No.9 Hanley, Ben					No.17 Kokko, Henri				
6	20.680	15.612	15.821	52.113	1	26.028	17.106	16.507	59.641	1	27.473	19.245	17.413	1:04.131
7	20.752	15.550	15.803	52.105	2	21.249	15.918	15.940	53.107	2	22.491	17.442	16.380	56.313
8	20.753	15.656	15.842	52.251	3	20.693	15.716	15.846	52.255	3	21.015	15.964	15.958	52.937
No.3 Ardigo, Marco					No.11 Abbasse, Anthony					No.19 Iglesias, Jérémy				
1	24.107	17.589	17.040	58.736	1	26.953	17.812	17.310	1:02.075	1	31.518	17.872	16.991	1:06.381
2	22.058	16.497	16.006	54.561	2	22.107	16.617	16.232	54.956	2	22.371	17.011	16.290	55.672
3	20.800	15.816	15.722	52.338	3	20.789	15.777	15.839	52.405	3	20.899	15.912	15.790	52.601
4	20.644	15.643	15.766	52.053	4	20.667	15.714	15.793	52.174	4	20.657	15.642	15.737	52.036
5	20.563	15.618	15.725	51.906	5	20.612	15.677	15.888	52.177	5	20.614	15.901	15.798	52.313
6	20.596	15.611	15.674	51.881	6	21.173	16.081	16.215	53.469	6	20.611	15.730	15.722	52.063
7	20.585	15.635	15.700	51.920	7	20.679	15.638	15.756	52.073	7	20.604	15.624	15.730	51.958
8	20.610	15.630	15.709	51.949	No.12 Kozlinski, Arnaud					8	20.584	15.592	15.757	51.933
No.5 Lennox-Lamb, Jordan					1	24.415	16.854	16.834	58.103	No.22 Backman, Andreas				
1	28.606	19.332	16.960	1:04.898	2	21.654	16.399	15.965	54.018	1	28.400	19.338	18.196	1:05.934
2	21.906	17.254	16.261	55.421	3	20.762	15.791	15.804	52.357	2	22.789	17.279	16.147	56.215
3	20.912	15.911	15.970	52.793	4	20.570	15.680	15.757	52.007	3	21.111	15.896	15.807	52.814
4	26.363	15.779	15.893	58.035	5	20.596	15.628	15.821	52.045	4	20.758	15.842	15.745	52.345
5	20.863	15.714	15.749	52.326	6	20.569	15.698	15.771	52.038	5	20.729	15.753	15.718	52.200
6	20.642	15.716	15.759	52.117	7	20.561	15.677	15.752	51.990	6	20.713	15.767	15.749	52.229
7	20.616	15.600	15.798	52.014	No.14 Camponeschi, Flavio					7	20.759	15.785	15.785	52.329
No.6 Pex, Jorrit					1	26.096	17.301	17.021	1:00.418					
1	26.450	17.161	16.489	1:00.100	2	22.103	16.829	16.011	54.943					
2	21.524	16.006	15.859	53.389	3	20.955	15.748	15.863	52.566					



KZ

Qualifying Practice (QP)

Lap Time Analysis

For information purposes. No official / regulatory value

Laps	Sector 1	Sector 2	Sector 3	Lap Time
8	20.742	15.728	15.751	52.221

No.23 Lundberg, Douglas

1	27.844	18.495	17.559	1:03.898
2	22.625	17.037	16.088	55.750
3	20.883	15.787	15.779	52.449
4	20.687	15.694	15.757	52.138
5	20.685	15.732	15.752	52.169
6	20.747	15.684	15.887	52.318
7	20.704	15.660	15.813	52.177
8	20.701	15.644	15.779	52.124

No.24 Paauwe, Menno

1	28.810	17.750	17.203	1:03.763
2	21.528	16.160	16.073	53.761
3	20.879	15.840	15.811	52.530
4	20.666	15.725	15.813	52.204
5	20.619	15.760	15.822	52.201
6	20.653	15.735	15.857	52.245
7	20.701	15.726	15.821	52.248
8	20.695	15.732	15.813	52.240

No.25 Tujula, Tuomas

1	28.511	19.257	17.764	1:05.532
2	22.829	16.771	16.162	55.762
3	21.123	16.074	15.951	53.148
4	21.198	15.919	15.818	52.935
5	20.704	15.772	15.804	52.280
6	20.727	15.717	15.755	52.199
7	21.047	15.709	15.876	52.632
8	20.724	15.664	15.744	52.132

No.26 Dalè, Andrea

1	26.058	17.298	16.962	1:00.318
2	21.994	17.004	16.012	55.010
3	20.994	15.882	15.732	52.608
4	20.705	15.697	15.756	52.158
5	20.664	15.709	15.763	52.136
6	20.807	15.768	16.361	52.936
7	21.589	15.660	15.732	52.981
8	20.719	15.669	15.771	52.159

Laps	Sector 1	Sector 2	Sector 3	Lap Time
No.99 Deharte, Julien				

1	29.190	20.538	18.402	1:08.130
2	21.998	16.267	16.292	54.557
3	21.300	16.150	16.108	53.558
4	21.108	16.054	16.057	53.219
5	22.864	19.194	16.181	58.239
6	21.498	17.071	16.095	54.664
7	21.110	15.929	16.110	53.149
8	21.149	15.833	16.076	53.058